

NEUROBACK: IMPROVING CDCL SAT SOLVING USING GRAPH NEURAL NETWORKS

Wenxi Wang, Yang Hu, Mohit Tiwari, Sarfraz Khurshid, Ken McMillan, Risto Miikkulainen

The University of Texas at Austin

wenxiw@utexas.edu, huyang@utexas.edu, tiwari@austin.utexas.edu

khurshid@ece.utexas.edu, kenmcm@cs.utexas.edu, risto@cs.utexas.edu

ABSTRACT

Propositional satisfiability (SAT) is an NP-complete problem that impacts many research fields, such as planning, verification, and security. Mainstream modern SAT solvers are based on the Conflict-Driven Clause Learning (CDCL) algorithm. Recent work aimed to enhance CDCL SAT solvers using Graph Neural Networks (GNNs). However, so far this approach either has not made solving more effective, or required substantial GPU resources for frequent online model inferences. Aiming to make GNN improvements practical, this paper proposes an approach called NeuroBack, which builds on two insights: (1) predicting phases (i.e., values) of variables appearing in the majority (or even all) of the satisfying assignments are essential for CDCL SAT solving, and (2) it is sufficient to query the neural model *only once* for the predictions before the SAT solving starts. Once trained, the offline model inference allows NeuroBack to execute exclusively on the CPU, removing its reliance on GPU resources. To train NeuroBack, a new dataset called DataBack containing 120,286 data samples is created. Finally, NeuroBack is implemented as an enhancement to a state-of-the-art SAT solver called Kissat. As a result, it allowed Kissat to solve 5.2% more problems on the recent SAT competition problem set, SATCOMP-2022. NeuroBack therefore shows how machine learning can be harnessed to improve SAT solving in an effective and practical manner.

1 INTRODUCTION

Propositional satisfiability (SAT) solvers are designed to check the satisfiability of a given propositional logic formula. SAT solvers have advanced significantly in recent years, which has fueled their applications in a wide range of domains. Mainstream modern SAT solvers are based on the CDCL algorithm Marques-Silva & Sakallah (2003). It mainly relies on two kinds of variable related heuristics: 1) the variable branching heuristic Moskewicz et al. (2001); Liang et al. (2016), for deciding which variables are the best to branch on; 2) the phase selection heuristic Pipatsrisawat & Darwiche (2007); Biere & Fleury (2020); Fleury & Heisinger (2020), for deciding which phase (i.e., value) a variable should have.

Recently, Graph Neural Networks (GNNs) have been proposed to improve CDCL SAT solvers by enhancing these two heuristics. However, this approach has not usually made solvers more effective Jaszczur et al. (2020); Kurin et al. (2019); Han (2020). One exception is NeuroCore Selsam & Bjørner (2019) which aims to improve the variable branching heuristic in CDCL SAT solvers by predicting the variables involved in the unsatisfiable (unsat) core (i.e., a subset of the SAT formula that remains unsat). It performs frequent online model inferences to adjust its unsat core prediction with dynamic information extracted from the SAT solving process. As a result, NeuroCore helps two classic CDCL SAT solvers called MiniSat and Glucose solve more problems in the main track of SATCOMP-2018 Heule et al. (2018).

However, frequent online inferences cause NeuroCore computationally intensive during its application. The demand on GPU resources escalate, especially when deployed in parallel, a prevalent way for utilizing SAT solvers to tackle complex problems Hamadi et al. (2010); Schreiber & Sanders (2021); Martins et al. (2012). Obviously, lacking GPU resources would become the major bottleneck of NeuroCore’s parallel performance. Note that, the setup of NeuroCore’s experiments called for network access to 20 GPUs distributed over five machines to support 400 parallel NeuroCore runs.

We propose NeuroBack, a novel approach to make CDCL SAT solving more effective and avoid frequent online model inferences, thus making the GNN approach more practical. The main idea of NeuroBack is to make *offline* model inference, i.e., prior to the solving process, to obtain instructive static information for improving CDCL SAT solving. Once trained, the offline model inference allows NeuroBack to execute solely on the CPU, thereby making it completely independent of GPU resources. In particular, NeuroBack seeks to refine the phase selection heuristics in CDCL solvers by leveraging offline neural predictions on variable phases appearing in the majority (or even all) of the satisfying assignments.

The offline predictions on such phase information are based on the generalization of backbone variables, which are variables whose phases remain consistent across all satisfying assignments. Recent work Biere et al. (2021); Al-Yahya et al. (2022) has shown that backbone variables are crucial for enhancing CDCL SAT solving. Choosing the correct phase for a backbone variable prevents conflicts, while an incorrect choice inevitably leads to backtracking in the search. Moreover, predicting the correct phases of non-backbone variables appearing in the majority of satisfying assignments is also important, because such phases prevent backtracking with high probabilities. Our conjecture is that the knowledge learned from predicting the phases of backbone variables can be transferred to predicting the phases of non-backbone variables exhibited in the majority of satisfying assignments. Therefore, NeuroBack applies a GNN model, trained solely on predicting the phases of backbone variables, to predict the phases of all variables.

NeuroBack converts the SAT formula with diverse scales into a compact and more learnable graph representation, turning the problem of predicting variable phases into a binary node classification problem. To make the GNN model both compact and robust, NeuroBack employs a novel Graph Transformer architecture with light-weight self-attention mechanisms. To train the model with supervised learning, a *balanced* dataset called DataBack containing 120,286 labeled formulas with diversity was created from five different sources: CNFgen Lauria et al. (2017), SATLIB Hoos & Stützle (2000), model counting competitions from 2020 to 2022 MCC (2020; 2021; 2022), and main and random tracks in SAT competitions from 2004 to 2021.

To evaluate the effectiveness of our approach, NeuroBack is incorporated into a state-of-the-art CDCL SAT solver called Kissat Biere & Fleury (2022), resulting in a new solver called NeuroBack-Kissat. The experimental results on all SAT problems from SATCOMP-2022 SAT (2022) show that NeuroBack allows Kissat to solve 5.2% more problems. Furthermore, it enhances the solving efficiency in time for 14% problems, leading to an average time saving of 117 seconds per problem. The experiments thus demonstrate that NeuroBack is a practical neural approach to improving CDCL SAT solvers. The contributions of our paper are:

- **Approach.** To our knowledge, NeuroBack presents the first practical neural approach to make the CDCL SAT solving more effective, without requiring any GPU resource during its application.
- **Dataset.** A new dataset DataBack containing 120,286 data samples is created for backbone phase classification. DataBack is publicly available at <https://huggingface.co/datasets/neuroback/DataBack>.
- **Implementation.** NeuroBack is incorporated into a state-of-the-art SAT solver, Kissat. The source code of NeuroBack model and NeuroBack-Kissat will be publicly available upon the paper acceptance.

2 BACKGROUND

This section introduces the SAT problem, CDCL algorithm, phase selection heuristics in CDCL solvers, and basics of GNN and Graph Transformer.

Preliminaries of SAT In SAT, a propositional logic formula ϕ is usually encoded in Conjunctive Normal Form (CNF), which is a conjunction (\wedge) of *clauses*. Each clause is a disjunction (\vee) of *literals*. A literal is either a variable v , or its complement $\neg v$. Each variable can be assigned a logical phase, 1 (true) or 0 (false). A CNF formula has a satisfying assignment if and only if every clause has at least one true literal. For example, a CNF formula $\phi = (v_1 \vee \neg v_2) \wedge (v_2 \vee v_3) \wedge v_2$ consists of three clauses $v_1 \vee \neg v_2$, $v_2 \vee v_3$ and v_2 ; four literals v_1 , $\neg v_2$, v_2 and v_3 ; and three variables v_1 , v_2 , and v_3 . One satisfying assignment of ϕ is $v_1 = 1$, $v_2 = 1$, $v_3 = 0$. The goal of a SAT solver is to

check if a formula ϕ is sat or unsat. A *complete* solver either outputs a satisfying assignment for ϕ , or proves that no such assignment exists.

The backbone of a sat formula is the set of literals that are true in all its satisfying assignments. Thus backbone variables are the variables whose phases remain consistent across all satisfying assignments. In the given CNF formula ϕ , there are two backbone variables, v_1 and v_2 , both maintaining a phase of 1 in all satisfying assignments of ϕ .

CDCL Algorithm CDCL makes SAT solvers efficient in practice and is one of the main reasons for the widespread use of SAT applications. The general idea of CDCL algorithm is as follows (see Marques-Silva et al. (2021) for details). First, it picks a variable on which to branch and decides a phase to assign to it with heuristics. It then conducts a Boolean propagation based on the decision. In the propagation, if a conflict occurs (i.e., at least one clause is mapped to 0), it performs a conflict analysis; otherwise, it makes a new decision on another selected variable. In the conflict analysis, CDCL first analyzes the decisions and propagations to investigate the reason for the conflict, then extracts the most relevant wrong decisions, undoes them, and adds the reason to its memory as a learned lesson (encoded in a clause called *learned clause*) in order to avoid making the same mistake in the future. After conflict analysis, the solver *backtracks* to the earliest decision level where the conflict could be resolved and continues the search from there. The process continues until all variables are assigned a phase (sat), or until it learns the empty clause (unsat).

Phase Selection Heuristics As indicated above, CDCL SAT solving mainly relies on two kinds of variable related heuristics: variable branching heuristics and phase selection heuristics, which are orthogonal to each other. Phase Saving Pipatsrisawat & Darwiche (2007) is a prevalent phase selection heuristic in modern CDCL solvers. It returns a variable’s last assigned polarity, either through decision or propagation. This heuristic addresses the issue of solvers forgetting prior valid assignments due to non-chronological backtracking. Rephasing Biere & Fleury (2020); Fleury & Heisinger (2020) is more recent phase selection heuristic, proposed to reset or modify saved phases to diversify the exploration of the search space. The state-of-the-art CDCL solver, Kissat Biere & Fleury (2022), incorporates the latest advancements in phase saving and rephasing heuristics.

GNN GNNs Wu et al. (2020); Zhou et al. (2020) are a family of neural network architectures that operate on graphs Gori et al. (2005); Scarselli et al. (2008); Gilmer et al. (2017); Battaglia et al. (2018). Typical GNNs follow a recursive neighborhood aggregation scheme called message passing Gilmer et al. (2017). Formally, the input of a GNN is a graph defined as a tuple $G = (V, E, W, H)$, where V denotes the set of nodes; $E \subseteq V \times V$ denotes the set of edges; $W = \{W_{u,v} | (u, v) \in E\}$ contains the feature vector $W_{u,v}$ of each edge (u, v) ; and $H = \{H_v | v \in V\}$ contains the feature vector H_v of each node v . A GNN maps each node to a vector-space embedding by updating the feature vector of the node iteratively based on its neighbors. For each iteration, a message-passing layer \mathcal{L} takes a graph $G = (V, E, W, H)$ as an input and outputs a graph $G' = (V, E, W, H')$ with updated node feature vectors, i.e., $G' = \mathcal{L}(G)$. Classic GNN models Gilmer et al. (2017); Kipf & Welling (2016); Hamilton et al. (2017) usually stack several message-passing layers to realize iterative updating. Prior work on utilizing GNNs to improve CDCL SAT solving will be reviewed in the next section.

Graph Transformer Architecture Transformer Vaswani et al. (2017) is a family of neural network architectures for processing sequential data (e.g., text or image), which has recently won great success in nature language processing and computer vision. Central to the transformer is the self-attention mechanism, which calculates attention scores among elements in a sequence, thereby allowing each element to focus on other relevant elements in the sequence for capturing long-range dependencies effectively. Recent research Min et al. (2022); Wu et al. (2021); Mialon et al. (2021); Rong et al. (2020) has shown that combining the transformer with GNN results in competitive performance for graph and node classification tasks, forming the Graph Transformer architecture. Notably, GraphTrans Wu et al. (2021) is a representative model which utilizes a GNN subnet consisting of multiple GNN layers for local structure encoding, followed by a Transformer subnet with global self-attention to capture global dependencies, and finally incorporates a Feed Forward Network (FFN) for classification. The GNN model design in NeuroBack is inspired by GraphTrans.

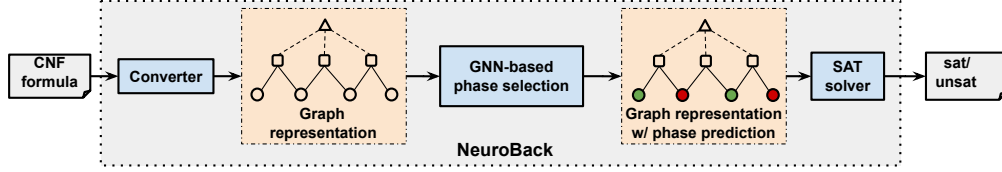


Figure 1: Overview of NeuroBack. First, the input CNF formula is converted into a compact and more learnable graph representation. A trained GNN model is then applied once on the graph before SAT solving begins for phase selection. The SAT solver utilizes phase information in the resulting labeled graph as an initialization to guide its solving process. Thus, with the offline process of making instructive phase predictions, NeuroBack makes the solving more effective and practical.

3 RELATED WORK

This section presents related work on identifying the backbone and machine learning techniques for improving CDCL SAT solving.

Backbone for CDCL Solvers. Janota proved that identifying the backbone is co-NP complete Janota (2010). Furthermore, Kilby et al. demonstrated that even approximating the backbone is generally intractable Kilby et al. (2005). Wu Wu (2017) applies a logistic regression model to predict the phase of backbone variables to improve a classic CDCL SAT solver called MiniSat Eén & Sörensson (2003). Although the approach correctly predicts the phases of 78% backbone variables, it fails to make improvements over MiniSat in solving time. In addition, recent works Biere et al. (2021); Al-Yahya et al. (2022) have been focusing on enhancing CDCL SAT solving by employing heuristic search to partially compute the backbone during the solving process. In contrast, NeuroBack applies GNN to predict the backbone in an offline manner to obtain the phase information of all variables to improve CDCL solving.

Machine Learning for CDCL Solvers. Recently, several approaches have been developed to utilize GNNs to facilitate CDCL SAT solving. NeuroSAT Selsam et al. (2018) was the first such framework adapting a neural model into an end-to-end SAT solver, which was not intended as a complete SAT solver. Others Jaszczur et al. (2020); Davis et al. (1962); Kurin et al. (2019); Han (2020); Audemard & Simon (2018); Zhang & Zhang (2021) aim to provide SAT solvers with better branching or phase selection heuristics. These approaches either reduce the number of solving iterations or enhance the solving effectiveness on selected small-scale problems with up to a few thousand variables. However, they do not provide obvious improvements in solving effectiveness for large-scale problems.

In contrast, NeuroCore Selsam & Bjørner (2019), the most closely related approach to this paper, aims to make the solving more effective especially for large-scale problems as in SAT competitions. It enhances the branching heuristic for CDCL using supervised learning to map unsat problems to unsat core variables (i.e., the variables involved in the unsat core). Based on the dynamically learned clauses during the solving process, NeuroCore performs frequent online model inferences to tune the predictions. However, this online inference is computationally demanding. NeuroBack is distinct from NeuroCore in two main aspects. One, while NeuroCore is designed to refine the branching heuristic in CDCL SAT solvers, NeuroBack is invented to enhance their phase selection heuristics. Two, while NeuroCore extracts dynamic unsat core information from unsat formulas through online model inferences, NeuroBack captures static backbone information from sat formulas using offline model inference. Details of NeuroBack are introduced in the following section.

4 NEUROBACK

4.1 OVERVIEW

In order to reduce the computational cost of the online model inference and to make CDCL SAT solving more effective, NeuroBack employs offline model predictions on variable phases to enhance the phase selection heuristics in CDCL solvers. Figure 1 shows the overview of NeuroBack. First, it converts the input CNF formula into a compact and more learnable graph representation. Then, a well-designed GNN model trained to predict the phases of backbone variables, is applied on the converted graph representation to infer the phases of *all variables*. The model inference is performed only once before the SAT solving process. The resulting offline prediction is applied as an initialization for the SAT solving process. Finally, the enhanced SAT solver outputs the satisfiability of the input CNF

formula. The key components of NeuroBack including the graph representation of CNF formulas, the GNN-based phase selection, and the phase prediction application in SAT solvers, are illustrated in the subsections below.

4.2 GRAPH REPRESENTATION FOR CNF FORMULAS

As in recent work Kurin et al. (2020); Yolcu & Póczos (2019), a SAT formula is represented using a more compact undirected bipartite graph than the one adopted in NeuroCore. Two node types represent the variables and clauses, respectively. Each edge connects a variable node to a clause node, representing that the clause contains the variable. Two edge types represent two polarities of a variable appearing in the clause, i.e., the variable itself and its complement. Although the representation is compact, its diameter might be substantial for large-scale SAT formulas, which could result in insufficient message passing during the learning process.

To mitigate this issue, we introduce a *meta node* for each connected component in the graph, with meta edges connecting the meta node to all clause nodes in the component. With the added meta nodes and edges, every variable node not appearing in the same clauses can reach each other through their corresponding clause nodes and the meta node, thereby making the diameter at most four. Figure 2 shows an example of our graph representation for the CNF formula $(v_1 \vee v_2) \wedge (v_2 \vee v_3) \wedge (v_3 \vee v_4)$. It includes one meta node, four variable nodes and three clause nodes c_1, c_2, c_3 , representing clauses $v_1 \vee v_2$, $v_2 \vee v_3$ and $v_3 \vee v_4$, respectively. Without the added meta node and edges, the longest path in the graph runs from variable node v_1 to variable node v_4 , making the diameter six. However, by introducing the meta node and edges, the diameter is reduced to four.

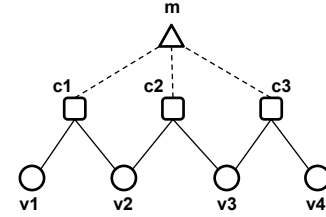


Figure 2: An example graph representation of the CNF formula $(v_1 \vee v_2) \wedge (v_2 \vee v_3) \wedge (v_3 \vee v_4)$. A meta node m is added along with meta edges (represented by dashed lines) connecting to all clause nodes in the connected component, reducing the graph diameter from six to four.

Formally, for a graph representation $G = (V, E, W, H)$ of a CNF formula, the edge feature $W_{u,v}$ of each edge (u, v) is initialized by its edge type with the value 0 representing the meta edge, the value 1 representing positive polarity, and -1 negative polarity; the node feature H_v of each node v is initialized by its node type with 0 representing a meta node, 1 representing a variable node, and -1 representing a clause node.

4.3 GNN-BASED PHASE PREDICTION

Given that the phases of backbone variables remain consistent across all satisfying assignments, selecting the correct phase for a backbone variable prevents backtracking. Conversely, an incorrect choice inevitably leads to a conflict. Moreover, the proportion of backbone variables is typically significant. For instance, during our data collection from five notable sources (i.e., CNFgen, SATLIB, model counting competitions, SATCOMP random tracks, and SATCOMP main tracks), backbone variables constitute an average of 27% of the total variables. Therefore, accurately identifying the phases of the backbone variables is crucial for efficiently solving a SAT formula. Furthermore, identifying the phases of the non-backbone variables appearing in the majority of satisfying assignments is also important. Because such phases could prevent backtracking with high probabilities.

With the converted graph representation, predicting the phases of all variables, including backbone and non-backbone variables, is a binary node classification problem, which can be addressed by a GNN model. Inspired by transfer learning Zhuang et al. (2020), we first train a GNN model to predict the phases of backbone variables, and then leverage the trained model to predict the phases of all variables. Our key insight is that the knowledge learned from predicting the phases of backbone variables can provide a valuable guidance on predicting the phases of non-backbone variables exhibiting in the majority of satisfying assignments. The following subsections introduce the design, implementation, and training of our GNN model.

4.3.1 GNN MODEL DESIGN

The sizes of converted graphs representing practical SAT formulas (usually with millions of variables and clauses) are typically substantial. To enable effective training within the constraints of limited GPU memory, it is essential for our model to be both compact and robust. Our GNN model design is

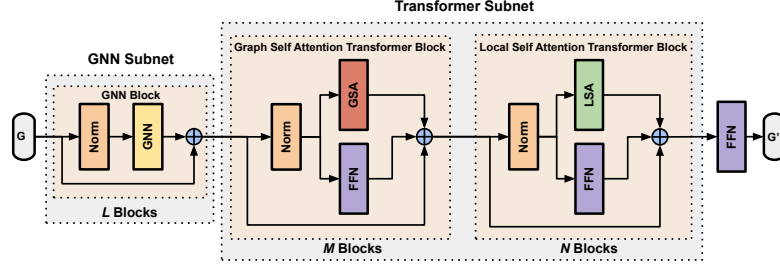


Figure 3: The architecture of NeuroBack model, consisting of three main components: a GNN subnet with L stacked GNN blocks, a transformer subnet with M GSA transformer blocks and N LSA transformer blocks, and a FFN layer for node classification.

inspired by the robust graph transformer architecture, GraphTrans Wu et al. (2021). However, in our particular SAT application context, GraphTrans exhibits two limitations, both arising from the global self-attention mechanism within its transformer subnet. First, the mechanism does not explicitly integrate the topological graph structure information when determining attention scores. However, such information is essential in characterizing a SAT formula. Second, the global self-attention mechanism computes attention scores for all possible node pairs, leading to *quadratic* memory complexity with respect to the number of nodes in the graph. This is obviously infeasible for tackling the large-scale SAT formulas in our task.

To overcome the limitations, we introduce a novel transformer subnet that both distinctly harnesses topological structure information and significantly enhances memory efficiency. It combines Graph Self-Attention (GSA) and Local Self-Attention (LSA), replacing the original transformer’s global self-attention. Instead of computing attention scores for all node pairs as global self-attention, GSA calculates attention scores solely for directly connected node pairs, leveraging information of edges and edge weights. This not only explicitly incorporates the topological structure information of the graph, but also reduces the memory complexity to linear in terms of the number of edges in the graph. Additionally, to further reduce the memory complexity, LSA segments each node embedding into multiple node patches and computes attention scores for each pair of node patches. The results in a linear memory complexity in terms of the number of nodes in the graph.

Figure 3 illustrates the design of our GNN model architecture. It consists of three main components: a GNN subnet with L stacked GNN blocks, a transformer subnet with M GSA transformer blocks and N LSA transformer blocks, and a FFN layer for node classification. Within each GNN block, a GNN layer is preceded by a normalization layer, with a skip connection bridging the two. The transformer block is crafted to accelerate training on a significant collection of large-scale graphs. Inspired by the recent vision transformer architecture, ViT-22B Padlewski & Djolonga (2023), each transformer block integrates a normalization layer, succeeded by both an FFN layer and a GSA/LSA layer that operate concurrently to optimize training efficiency.

4.3.2 IMPLEMENTATION

The current implementation of NeuroBack model utilizes GINConv Fey & Lenssen (2023b); Xu et al. (2018) to build the GNN layer, for its proficiency in distinguishing non-isomorphic graph structures. However, GINConv lacks the capability to encode edge weight information. To address this, we employ three GINConv layers, each corresponding to a distinct edge weight in our graph representation. Each GINConv layer exclusively performs message passing for edges with its corresponding weight. The node embeddings from these three GINConv layers are finally aggregated as the output of the GNN layer.

GATConv layers Fey & Lenssen (2023a); Veličković et al. (2017) is utilized to build the GSA transformer block. The patch encoder in the ViT transformer Dosovitskiy et al. (2020) is applied to construct the LSA transformer block. LayerNorm Ba et al. (2016) is employed as our normalization layer. To avoid potential over-smoothing issues, as instructed in Chen et al. (2020), the number of blocks in the GNN subnet is set to the maximum diameter of the graph representation (i.e., $L = 4$). To ensure the accuracy of our model, while taking into account our limited GPU memory, the number of both GSA and LSA blocks are set to three (i.e., $M = 3$ and $N = 3$). Additionally, FFNs within the transformer blocks contain no hidden layers, while the final FFN utilized for node classification is structured to include one hidden layer. The model is implemented using PyTorch Paszke et al. (2019) and PyTorch Geometric Fey & Lenssen (2019).

DataBack-PT	CNFgen	SATLIB	MCCOMP	SATCOMP (random)	Overall	DataBack-FT	SATCOMP (main)
# CNF	21,718	80,306	11,560	4,876	118,460	# CNF	1,826
# Var	779	114	16,299	25,310	2,852	# Var	206,470
# Cla	281,888	529	63,501	88,978	61,898	# Cla	1,218,519
# BackboneVar	280 (36%)	58 (51%)	8,587 (53%)	1,960 (8%)	1,009 (35%)	# BackboneVar	48,266 (23%)

Table 1: Details of DataBack. For each source, we summarize the number of CNF formulas; the average number of variables and clauses characterizing the size of each CNF formula; and the average number of backbone variables, with their proportion in total variables (indicated in brackets). Overall, for each dataset, we summarize the total number of CNF formulas and the corresponding average counts regarding all formulas in the set.

4.3.3 MODEL PRE-TRAINING AND FINE-TUNING

The NeuroBack model undergoes a two-stage training process. Initially, it is pre-trained on an extensive and diverse dataset gathered from various sources. This pre-training equips it with the fundamental knowledge to classify the backbone variable phases across a broad spectrum of CNF formulas. Subsequently, this pre-trained model is refined or fine-tuned on a smaller, domain-specific dataset. This fine-tuning process enhances the model’s proficiency in classifying backbone variable phases within a specific category of CNF formulas. Details about the pre-training and fine-tuning datasets are introduced in Section 5.

Binary Cross Entropy (BCE) loss is adopted as our loss function. Besides, AdamW optimizer Loshchilov & Hutter (2017) with a learning rate of 10^{-4} is applied for model pre-training and fine-tuning. The number of epoch is set to 40 for pre-training, and 60 for fine-tuning. It took 48 hours in total to accomplish both the pre-training and fine-tuning on our commodity computer.

4.4 APPLYING PHASE PREDICTIONS IN SAT

The goal is to leverage phase predictions derived from the GNN model to enhance the phase selection heuristics within CDCL SAT solvers. While numerous ways exist to integrate these neural predictions into CDCL SAT solvers, the most straightforward and generic approach is to initialize the phases of the corresponding variables in CDCL SAT solvers based on the predicted phases. In this paper, we adopted the state-of-the-art solver Kissat Biere & Fleury (2022) to support the phase initialization with NeuroBack predictions. The resulting implementation is called NeuroBack-Kissat.

5 DATABACK

We created a new dataset, DataBack, comprising sat CNF formulas labeled with phases of backbone variables, for pre-training (PT) and fine-tuning (FT) the NeuroBack model. Accordingly, there are two subsets in DataBack: the pre-training set, DataBack-PT, and the fine-tuning set, DataBack-FT. To get the backbone label, the very recent state-of-the-art backbone extractor called CadiBack Biere et al. (2023) is utilized. Given that the fine-tuning formulas are typically more challenging to solve than the pre-training ones, label collection timeouts are set as 1,000 seconds for the pre-training formulas and 5,000 seconds for the fine-tuning formulas. DataBack includes formulas solved within the time limit with at least one backbone variable.

We observe that there exists a significant label imbalance in both DataBack-PT and DataBack-FT. To tackle this, for each labeled formula, we create a dual formula by negating all backbone variables in the original formula. The labels of the dual formula are the negated phases of the backbone variables in the original formula. Formally, for a formula f with n backbone variables b_1, \dots, b_n , let $\mathcal{L}_f : \{b_1, \dots, b_n\} \rightarrow \{1, 0\}$ denote the mapping of each backbone variable to its phase. The dual formula f' is obtained from f by negating each backbone variable: $f' = f[b_1 \mapsto \neg b_1, \dots, b_n \mapsto \neg b_n]$. The dual f' is still satisfiable and retains the same backbone variables as f , but with the opposite phases $\mathcal{L}_{f'}(b_i) = \neg \mathcal{L}_f(b_i), i \in \{1, \dots, n\}$. For the given CNF formula example in Section 2 $\phi = (v_1 \vee \neg v_2) \wedge (v_2 \vee v_3) \wedge v_2$, having v_1 and v_2 as its backbone variables with phases $\{v_1, v_2\} \rightarrow \{1\}$, the dual formula is $\phi' = (\neg v_1 \vee v_2) \wedge (\neg v_2 \vee v_3) \wedge \neg v_2$, still having v_1 and v_2 as the backbone variables but with opposite phases $\{v_1, v_2\} \rightarrow \{0\}$. This data augmentation strategy doubles the size of DataBack with a perfect balance in positive and negative backbone labels. In the rest of the paper, DataBack-PT and DataBack-FT refer to the augmented, balanced datasets.

<div>metrics</div> <div>model</div>	precision	recall	F ₁	accuracy
pre-trained model	0.903	0.766	0.829	0.751
fine-tuned model	0.941	0.914	0.928	0.887

Table 2: The performance on the validation set of both pre-trained and fine-tuned NeuroBack models for classifying the phases of backbone variables, in terms of precision, recall, F1 score and accuracy.

DataBack-PT The CNF formulas in DataBack-PT are sourced from four origins: 1) CNFgen Lauria et al. (2017), a recent CNF generator renowned for crafting CNF formulas that feature in proof complexity literature; 2) SATLIB Hoos & Stützle (2000), an online benchmark library housing well-known benchmark instances, serving as a foundational challenge for the SAT community; 3) model counting competitions from 2020 to 2022 Fichte et al. (2021); MCC (2021; 2022), including wide range of CNF formulas for model counters to count their satisfying assignments, which provide a good source for backbone extraction; 4) Random tracks in SAT competitions from 2004 to 2021, offering numerous challenging random SAT problems.

Table 1 shows the detailed statistics of the resulting dataset. CNFgen generated 10,859 labeled sat formulas (21,718 augmented formulas) grouped by five categories: random SAT, clique-coloring, graph coloring, counting principle, and parity principle. From SATLIB, 40,153 sat formulas with labels (80,306 augmented formulas) were collected, encoding seven kinds of problems: random SAT, graph coloring, planning, bounded model checking, Latin square, circuit fault analysis, and all-interval series. Model counting competitions and SAT competition random tracks contribute 5,780 (11,578 augmented) and 2,438 (4,876 augmented) labeled formulas, respectively. In total, 59,230 (118,460 augmented) formulas are included DataBack-PT.

The comparative size of formulas, as indicated by the average number of variables and clauses, reveals that formulas from model counting competitions and SAT competition random tracks are generally larger than those generated by CNFgen, which are in turn larger than those originating from SATLIB. In addition, formulas from model counting competitions and SATLIB exhibit relatively high average backbone proportions. These are followed by formulas from CNFgen, while formulas from the SAT competition’s random tracks demonstrate the lowest backbone proportion. DataBack-PT thus contains a diverse set of formulas.

DataBack-FT Given that NeuroBack will be tested on large-scale SAT formulas from the main track of recent SAT competitions, the fine-tuning dataset, DataBack-FT, incorporates CNF formulas from the main track of earlier SAT competitions spanning from 2004 to 2021. As shown in Table 1, it contains 913 (1,826 augmented) labeled formulas. While DataBack-FT is considerably smaller in size compared to DataBack-PT, its individual formulas are distinctly larger than those in DataBack-PT.

6 EXPERIMENTS

Platform All experiments were run on an ordinary commodity computer with one NVIDIA GeForce RTX 3080 GPU (10GB memory), one AMD Ryzen Threadripper 3970X processor (64 logical cores), and 256GB RAM.

Research Questions The experiments aim to answer two research questions:

RQ1: *How accurately does the NeuroBack model classify the phases of backbone variables?*

RQ2: *How effective is the NeuroBack approach?*

RQ1: NeuroBack Model Performance The NeuroBack model was pre-trained on the entire DataBack-PT dataset, then fine-tuned on a random 90% of DataBack-FT samples, and evaluated on the remaining 10% as a validation set. Table 2 details the performance of both the pre-trained and fine-tuned models in classifying the phases of backbone variables. Notably, the pre-trained model achieved 75.1% accuracy in classifying backbone variables, with a precision exceeding 90% and a recall rate of 76.7%. Considering the distinct data sources of DataBack-PT and DataBack-FT, the results suggest that the pre-training enables the model to extract generalized knowledge about backbone phase prediction. Fine-tuning further augments model performance, with improvements ranging between 4% and 15% across all metrics, making precision, recall and F1 score all exceeding 90%. *In conclusion, NeuroBack model effectively learns to predict the phases of backbone variables through both pre-training and fine-tuning.*

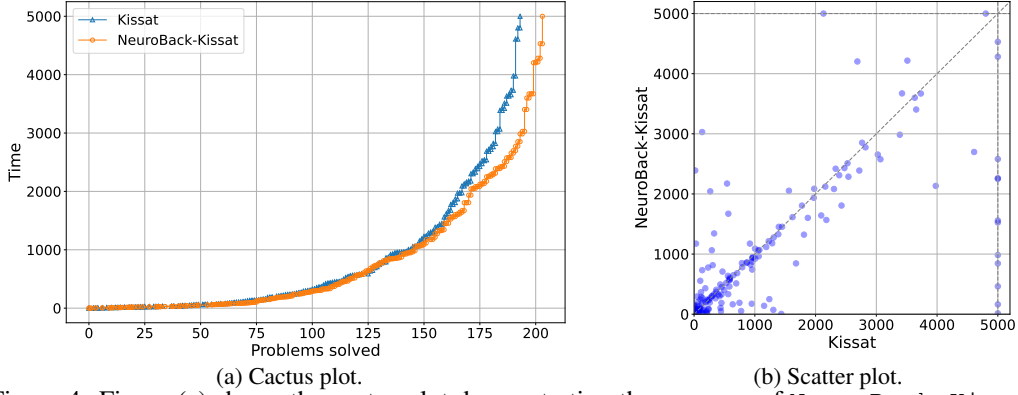


Figure 4: Figure (a) shows the cactus plot demonstrating the progress of NeuroBack-Kissat and Kissat over time in solving test problems. NeuroBack-Kissat takes the lead at around 1,500 seconds and the differences become more pronounced as the instances take longer to solve. Figure (b) shows the scatter plot comparing the time taken by NeuroBack-Kissat vs. Kissat to solve each test problem in seconds (for problems that are solved by either solver). Each problem is represented by a dot whose location indicates the solving time of each method. The dots on the dashed lines at 5,000 seconds indicate failures. Obviously, more dots appear in the lower triangular area of the plot, demonstrating the power of the NeuroBack approach.

RQ2: NeuroBack Performance To evaluate the solving effectiveness, we collect all 400 CNF formulas from the main track of a recent SAT competition, SATCOMP-2022 SAT (2022) as our testing dataset. The NeuroBack solver NeuroBack-Kissat and its corresponding baseline solver Kissat, were applied to all 400 SAT problems in the testing dataset, with the standard solving time limit of 5,000 seconds. Each solver utilized up to 64 different processes in parallel on the dedicated 64-core machine. The model inference for each NeuroBack solver was conducted solely on the CPU, with a memory limit of 10GB to mitigate memory contention issues. Consequently, 308 problems were successfully inferred. The CPU inference time for each of these problems ranged from 0.5 to 15.6 seconds, averaging at 1.8 seconds. Given that problems unsuccessfully inferred make the NeuroBack solver revert to its baseline, we exclude such problems from our evaluation of how NeuroBack contributes to SAT solving.

As a result, out of 308 neural inferred problems, NeuroBack-Kissat solved 203 problems, whereas Kissat solved 193, which amounts to an improvement of 5.2%. The cactus plot is a commonly used plot in the SAT community for demonstrating the solving progress over time, as shown in Fig. 4a. NeuroBack-Kissat improves upon Kissat at around 1,500 seconds and the differences become more pronounced as the instances take longer to solve. The scatter plots (another commonly used plot in the SAT community for comparing the solving effectiveness of two solvers on each problem) of NeuroBack-Kissat vs. Kissat are shown in Figure 4b. There are many problems that can be solved by NeuroBack-Kissat on which Kissat fails; the opposite rarely happens. Moreover, it is evident that more dots are present in the lower triangular area, indicating that there are more problems (i.e., 43 more problems, 14% of inferred problems) on which NeuroBack-Kissat outperforms Kissat. This allows NeuroBack-Kissat to reduce the solving time by 117 seconds per problem. *Overall, the results show that NeuroBack approach makes the state-of-the-art SAT solver Kissat more effective on the SATCOMP-2022 problems.*

7 DISCUSSION AND FUTURE WORK

The current implementation of NeuroBack has two main aspects to improve. First, pre-training the GNN model requires a large amount of data. Once trained, however, the model is able to easily generalize to new problem categories, so the investment in putting together a large dataset is warranted. The dataset will also be publicly available to benefit future research. Second, this paper employs neural phase predictions solely as an initial setting for variable phases in SAT solvers. However, multiple methods exist to utilize these predictions in SAT, either in a static or dynamic manner, which are likely to yield further performance enhancements. For instance, phase predictions could be leveraged dynamically during rephasing to adjust or diversify the exploration of the search space.

8 CONCLUSION

This paper proposes a machine learning approach, NeuroBack, to make CDCL SAT solvers more effective without requiring any GPU resource during its application. The main idea is to make offline model inference on variable phases appearing in the majority of satisfying assignments, for enhancing the phase selection heuristic in CDCL solvers. Incorporated in the state-of-the-art SAT solver, Kissat, this approach significantly reduces the solving time and makes it possible to solve more instances in SATCOMP-2022. NeuroBack is thus a promising approach to improving the SAT solvers through machine learning.

REFERENCES

- Model counting competition 2020 url, 2020. https://mccompetition.org/2021/mc_description.html.
- Model counting competition 2021 url, 2021. https://mccompetition.org/2021/mc_description.html.
- Model counting competition 2022 url, 2022. https://mccompetition.org/2022/mc_description.html.
- Sat competition 2022. <https://satcompetition.github.io/2022/>, 2022. Accessed: 2023-08-10.
- Tasniem Al-Yahya, Mohamed El Bachir Abdelkrim Menai, and Hassan Mathkour. Boosting the performance of cdcl-based sat solvers by exploiting backbones and backdoors. *Algorithms*, 15(9): 302, 2022.
- Gilles Audemard and Laurent Simon. On the glucose sat solver. *International Journal on Artificial Intelligence Tools*, 27(01):1840001, 2018.
- Jimmy Lei Ba, Jamie Ryan Kiros, and Geoffrey E Hinton. Layer normalization. *arXiv preprint arXiv:1607.06450*, 2016.
- Peter W Battaglia, Jessica B Hamrick, Victor Bapst, Alvaro Sanchez-Gonzalez, Vinicius Zambaldi, Mateusz Malinowski, Andrea Tacchetti, David Raposo, Adam Santoro, Ryan Faulkner, et al. Relational inductive biases, deep learning, and graph networks. *arXiv preprint arXiv:1806.01261*, 2018.
- Armin Biere and Mathias Fleury. Chasing target phases. In *Workshop on the Pragmatics of SAT*, 2020.
- Armin Biere and Mathias Fleury. Gimsatul, IsaSAT and Kissat entering the SAT Competition 2022. In Tomas Balyo, Marijn Heule, Markus Iser, Matti Järvisalo, and Martin Suda (eds.), *Proc. of SAT Competition 2022 – Solver and Benchmark Descriptions*, volume B-2022-1 of *Department of Computer Science Series of Publications B*, pp. 10–11. University of Helsinki, 2022.
- Armin Biere, Mathias Fleury, and Maximilian Heisinger. Cadical, kissat, paracooba entering the sat competition 2021. 2021. URL <https://api.semanticscholar.org/CorpusID:238996423>.
- Armin Biere, Nils Froleyks, and Wenxi Wang. Cadiback: Extracting backbones with cadical. In *26th International Conference on Theory and Applications of Satisfiability Testing (SAT 2023)*. Schloss Dagstuhl-Leibniz-Zentrum für Informatik, 2023.
- Deli Chen, Yankai Lin, Wei Li, Peng Li, Jie Zhou, and Xu Sun. Measuring and relieving the over-smoothing problem for graph neural networks from the topological view. In *Proceedings of the AAAI conference on artificial intelligence*, volume 34, pp. 3438–3445, 2020.
- Martin Davis, George Logemann, and Donald Loveland. A machine program for theorem-proving. *Communications of the ACM*, 5(7):394–397, 1962.

-
- Alexey Dosovitskiy, Lucas Beyer, Alexander Kolesnikov, Dirk Weissenborn, Xiaohua Zhai, Thomas Unterthiner, Mostafa Dehghani, Matthias Minderer, Georg Heigold, Sylvain Gelly, et al. An image is worth 16x16 words: Transformers for image recognition at scale. *arXiv preprint arXiv:2010.11929*, 2020.
- Niklas Eén and Niklas Sörensson. An extensible sat-solver. In *International conference on theory and applications of satisfiability testing*, pp. 502–518. Springer, 2003.
- Matthias Fey and Jan E. Lenssen. Fast graph representation learning with PyTorch Geometric. In *ICLR Workshop on Representation Learning on Graphs and Manifolds*, 2019.
- Matthias Fey and Jan E. Lenssen. conv.gatconv. https://pytorch-geometric.readthedocs.io/en/latest/generated/torch_geometric.nn.conv.GATConv.html, 2023a.
- Matthias Fey and Jan E. Lenssen. conv.ginconv. https://pytorch-geometric.readthedocs.io/en/latest/generated/torch_geometric.nn.conv.GINConv.html, 2023b.
- Johannes K Fichte, Markus Hecher, and Florim Hamiti. The model counting competition 2020. *Journal of Experimental Algorithmics (JEA)*, 26:1–26, 2021.
- ABKFM Fleury and Maximilian Heisinger. Cadical, kissat, paracooba, plingeling and treengeling entering the sat competition 2020. *SAT COMPETITION*, 2020:50, 2020.
- Justin Gilmer, Samuel S Schoenholz, Patrick F Riley, Oriol Vinyals, and George E Dahl. Neural message passing for quantum chemistry. In *International conference on machine learning*, pp. 1263–1272. PMLR, 2017.
- Marco Gori, Gabriele Monfardini, and Franco Scarselli. A new model for learning in graph domains. In *Proceedings. 2005 IEEE International Joint Conference on Neural Networks, 2005.*, volume 2, pp. 729–734. IEEE, 2005.
- Youssef Hamadi, Said Jabbour, and Lakhdar Sais. Manysat: a parallel sat solver. *Journal on Satisfiability, Boolean Modeling and Computation*, 6(4):245–262, 2010.
- William L Hamilton, Rex Ying, and Jure Leskovec. Inductive representation learning on large graphs. In *Proceedings of the 31st International Conference on Neural Information Processing Systems*, pp. 1025–1035, 2017.
- Jesse Michael Han. Enhancing sat solvers with glue variable predictions. *arXiv preprint arXiv:2007.02559*, 2020.
- Marijn JH Heule, Matti Juhani Järvisalo, Martin Suda, et al. Proceedings of SAT competition 2018: Solver and benchmark descriptions. 2018.
- Holger H Hoos and Thomas Stützle. Satlib: An online resource for research on sat. *Sat*, 2000: 283–292, 2000.
- Mikoláš Janota. *SAT solving in interactive configuration*. PhD thesis, University College Dublin, 2010.
- Sebastian Jaszczur, Michał Łuszczczyk, and Henryk Michalewski. Neural heuristics for sat solving. *arXiv preprint arXiv:2005.13406*, 2020.
- Philip Kilby, John Slaney, Sylvie Thiébaux, Toby Walsh, et al. Backbones and backdoors in satisfiability. In *AAAI*, volume 5, pp. 1368–1373, 2005.
- Thomas N Kipf and Max Welling. Semi-supervised classification with graph convolutional networks. *arXiv preprint arXiv:1609.02907*, 2016.
- Vitaly Kurin, Saad Godil, Shimon Whiteson, and Bryan Catanzaro. Improving SAT solver heuristics with graph networks and reinforcement learning. 2019.

-
- Vitaly Kurin, Saad Godil, Shimon Whiteson, and Bryan Catanzaro. Improving SAT solver heuristics with graph networks and reinforcement learning. In *Advances in Neural Information Processing Systems*, 2020.
- Massimo Lauria, Jan Elffers, Jakob Nordström, and Marc Vinyals. Cnfggen: A generator of crafted benchmarks. In *International Conference on Theory and Applications of Satisfiability Testing*, pp. 464–473. Springer, 2017.
- Jia Hui Liang, Vijay Ganesh, Pascal Poupart, and Krzysztof Czarnecki. Learning rate based branching heuristic for sat solvers. In *Theory and Applications of Satisfiability Testing–SAT 2016: 19th International Conference, Bordeaux, France, July 5-8, 2016, Proceedings 19*, pp. 123–140. Springer, 2016.
- Ilya Loshchilov and Frank Hutter. Decoupled weight decay regularization. *arXiv preprint arXiv:1711.05101*, 2017.
- Joao Marques-Silva, Inês Lynce, and Sharad Malik. Conflict-driven clause learning sat solvers. In *Handbook of Satisfiability: Second Edition. Part 1/Part 2*, pp. 133–182. IOS Press BV, 2021.
- Joao P Marques-Silva and Karem A Sakallah. Grasp—a new search algorithm for satisfiability. In *The Best of ICCAD*, pp. 73–89. Springer, 2003.
- Ruben Martins, Vasco Manquinho, and Inês Lynce. An overview of parallel sat solving. *Constraints*, 17:304–347, 2012.
- Grégoire Mialon, Dexiong Chen, Margot Selosse, and Julien Mairal. Graphit: Encoding graph structure in transformers. *arXiv preprint arXiv:2106.05667*, 2021.
- Erxue Min, Runfa Chen, Yatao Bian, Tingyang Xu, Kangfei Zhao, Wenbing Huang, Peilin Zhao, Junzhou Huang, Sophia Ananiadou, and Yu Rong. Transformer for graphs: An overview from architecture perspective. *arXiv preprint arXiv:2202.08455*, 2022.
- Matthew W. Moskewicz, Conor F. Madigan, Ying Zhao, Lintao Zhang, and Sharad Malik. Chaff: Engineering an efficient sat solver. In *Proceedings of the 38th Annual Design Automation Conference, DAC ’01*, pp. 530–535, New York, NY, USA, 2001. Association for Computing Machinery.
- Piotr Padlewski and Josip Djolonga. Scaling vision transformers to 22 billion parameters. <https://ai.googleblog.com/2023/03/scaling-vision-transformers-to-22.html>, 2023.
- Adam Paszke, Sam Gross, Francisco Massa, Adam Lerer, James Bradbury, Gregory Chanan, Trevor Killeen, Zeming Lin, Natalia Gimelshein, Luca Antiga, et al. Pytorch: An imperative style, high-performance deep learning library. *arXiv preprint arXiv:1912.01703*, 2019.
- Knot Pipatsrisawat and Adnan Darwiche. A lightweight component caching scheme for satisfiability solvers. In *Theory and Applications of Satisfiability Testing–SAT 2007: 10th International Conference, Lisbon, Portugal, May 28-31, 2007. Proceedings 10*, pp. 294–299. Springer, 2007.
- Yu Rong, Yatao Bian, Tingyang Xu, Weiyang Xie, Ying Wei, Wenbing Huang, and Junzhou Huang. Self-supervised graph transformer on large-scale molecular data. *Advances in Neural Information Processing Systems*, 33:12559–12571, 2020.
- Franco Scarselli, Marco Gori, Ah Chung Tsoi, Markus Hagenbuchner, and Gabriele Monfardini. The graph neural network model. *IEEE Transactions on Neural Networks*, 20(1):61–80, 2008.
- Dominik Schreiber and Peter Sanders. Scalable sat solving in the cloud. In *Theory and Applications of Satisfiability Testing–SAT 2021: 24th International Conference, Barcelona, Spain, July 5-9, 2021, Proceedings 24*, pp. 518–534. Springer, 2021.
- Daniel Selsam and Nikolaj Bjørner. Guiding high-performance SAT solvers with unsat-core predictions. In *International Conference on Theory and Applications of Satisfiability Testing*, pp. 336–353. Springer, 2019.

-
- Daniel Selsam, Matthew Lamm, Benedikt Bünz, Percy Liang, Leonardo de Moura, and David L Dill. Learning a SAT solver from single-bit supervision. *arXiv preprint arXiv:1802.03685*, 2018.
- Ashish Vaswani, Noam Shazeer, Niki Parmar, Jakob Uszkoreit, Llion Jones, Aidan N Gomez, Łukasz Kaiser, and Illia Polosukhin. Attention is all you need. *Advances in neural information processing systems*, 30, 2017.
- Petar Veličković, Guillem Cucurull, Arantxa Casanova, Adriana Romero, Pietro Lio, and Yoshua Bengio. Graph attention networks. *arXiv preprint arXiv:1710.10903*, 2017.
- Haoze Wu. Improving sat-solving with machine learning. In *Proceedings of the 2017 ACM SIGCSE Technical Symposium on Computer Science Education*, pp. 787–788, 2017.
- Zhanghao Wu, Paras Jain, Matthew Wright, Azalia Mirhoseini, Joseph E Gonzalez, and Ion Stoica. Representing long-range context for graph neural networks with global attention. *Advances in Neural Information Processing Systems*, 34:13266–13279, 2021.
- Zonghan Wu, Shirui Pan, Fengwen Chen, Guodong Long, Chengqi Zhang, and S Yu Philip. A comprehensive survey on graph neural networks. *IEEE transactions on neural networks and learning systems*, 32(1):4–24, 2020.
- Keyulu Xu, Weihua Hu, Jure Leskovec, and Stefanie Jegelka. How powerful are graph neural networks? *arXiv preprint arXiv:1810.00826*, 2018.
- Emre Yolcu and Barnabás Póczos. Learning local search heuristics for boolean satisfiability. In *Advances in Neural Information Processing Systems*, pp. 7992–8003, 2019.
- Ziwei Zhang and Yang Zhang. Elimination mechanism of glue variables for solving sat problems in linguistics. In *The Asian Conference on Language*, pp. 147–167, 2021.
- Jie Zhou, Ganqu Cui, Shengding Hu, Zhengyan Zhang, Cheng Yang, Zhiyuan Liu, Lifeng Wang, Changcheng Li, and Maosong Sun. Graph neural networks: A review of methods and applications. *AI Open*, 1:57–81, 2020.
- Fuzhen Zhuang, Zhiyuan Qi, Keyu Duan, Dongbo Xi, Yongchun Zhu, Hengshu Zhu, Hui Xiong, and Qing He. A comprehensive survey on transfer learning. *Proceedings of the IEEE*, 109(1):43–76, 2020.