

Hebbian plasticity assisted robust desynchronization in pure simplicial complexes

Ajay Deep Kachhvah* and Sarika Jalan†

Complex Systems Lab, Department of Physics, Indian Institute of Technology Indore - Simrol, Indore - 453552, India

This Letter investigates the upshots of adaptive development of pure 2- and 3- simplicial complexes (triad and tetrad) on the nature of the transition to desynchrony of the oscillator ensembles. The adaptation exercised in the pure simplicial coupling takes a cue from the Hebbian learning rule, i.e., the coupling weight of a triad (tetrad) is prone to increase if the oscillators forming it are in phase and decrease if they are out of phase. The coupling weights in these pure simplicial complexes experiencing such adaptation give rise to first-order routes to desynchronization, whose onsets are entirely characterized by respective Hebbian learning parameters. Rigorous mean-field analyses presented for the order parameters for the adaptive 2- and 3- simplicial complexes strongly corroborate with the respective numerical assessments.

For decades, consideration of the pairwise interaction between different networked dynamical units has been at the forefront to capture the underlying dynamics affecting distinct dynamical processes on various physical and biological complex systems. However, complex systems such as brains [1, 2] and social interaction networks [3, 4] have the underlying topology of higher-order connections, which can be framed using simplicial complexes [5, 6]. A simplicial complex may include simplices of different dimensions, namely, vertices (0-simplex), edges (1-simplex), triangles (2-simplex), tetrahedrons (3-simplex) and so on stuck to each other. A pure simplicial complex is where all facets have the same dimension. Simplicial complexes composed of geometrical objects of different dimensions offer a suitable framework to capture the underlying geometry in complex systems. For instance, simplicial complexes have been used to model the topological map encoded by the hippocampus to capture the environment's basic geometrical features [7, 8]. Recently modeling many-body interactions using simplicial complexes is gaining momentum divulging the rich interplay between network geometry and dynamical processes [9–19].

The adaptation is at the backbone of the construction and functioning of many physical and biological complex systems. Experimental findings in neuroscience have led to an impression that the synaptic plasticity between the interacting neurons is the rationale of the learning process and long-term memory in the human brain [20, 21]. Hebb [22] first conceptualized the fact that the synaptic strength between two interacting neurons is strengthened (weakened) if they are simultaneously firing (not firing), which was later supported by experimental evidence [21, 23, 24]. Further, a neural network can be represented by an ensemble of phase oscillators by encoding the relative spike timing of presynaptic and postsynaptic spikes of the interacting neurons in terms of phases. Thus, the plasticity of the neural network materializes through the adaptation of the synaptic strength between

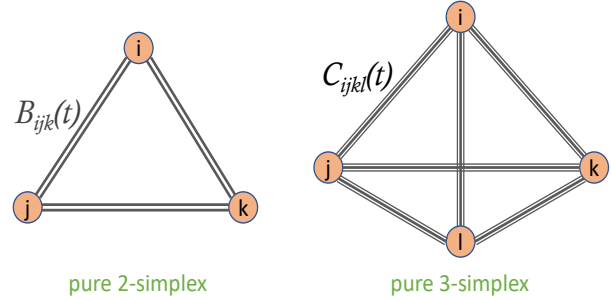


FIG. 1. (Color online) A schematic representation of adaptive pure 2- and 3- simplicial couplings among triad $\{i, j, k\}$ and tetrad $\{i, j, k, l\}$ of nodes, respectively.

two interacting neurons. The systems of phase oscillators incorporating plasticity in the connection strength between interacting oscillators have revealed intriguing structures and phenomena, for instance, the existence of cluster states [25–28] or mesoscale structures [29, 30], explosive synchronization arising from anti-Hebbian adaptation in monolayer networks [31] and interlayer Hebbian adaptation in multiplex networks [32]. Also an adaptive simplicial complex model provides working description of the spatial learning process in the Hippocampal [33].

The collective dynamics of man-made and natural complex systems represented by conventional graphs, for long, have been modeled using pairwise networked Kuramoto oscillators [34, 35]. When subjected to distinct adaptation-based features, including the Hebbian learning mechanism, the pairwise networked Kuramoto oscillators have led to a phenomenon termed first-order or explosive synchronization. A first-order transition sports an abrupt jump to the coherence and then an irreversible abrupt collapse to the incoherence as the coupling strength between the interacting oscillators varies [31, 36–48]. In this Letter, breaking away from the traditional approach of assuming adaptation in pairwise coupling, we consider adaptive higher-order coupling interactions among the oscillators. The dynamics of Kuramoto oscillators in the two models studied are respectively driven by pure triadic and pure tetradic couplings that adapt abiding by the Hebbian learning mechanism [32], i.e., a triadic (tetradic) coupling strength-

* iaJaydeep@gmail.com

† sarikajalan9@gmail.com

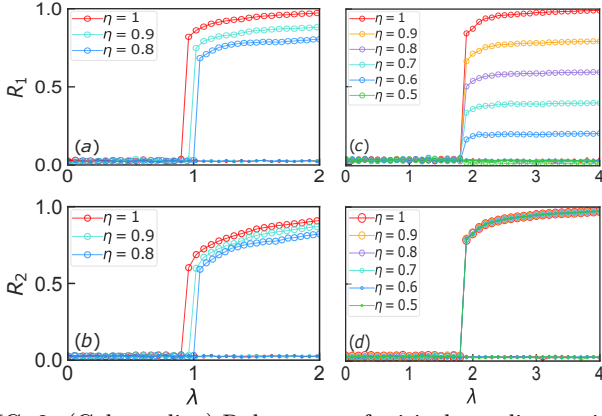


FIG. 2. (Color online) Robustness of critical coupling against phase asymmetry: R_1 - λ and R_2 - λ profiles for random 2-simplicial complex of size $N=10^3$, $\langle d^{[2]} \rangle=12$ when B_{ijk} is static (a-b) and adaptive (c-d) with $\varepsilon=1$ and $\mu=1$.

ens when the oscillators forming the triad (tetrad) are in phase and weakens when they are out of phase. Such dynamically adaptive pure triadic and tetradic couplings give birth to first-order routes to desynchronization, whose onsets are entirely manageable through respective Hebbian learning parameters. Rigorous mean-field analyses presented for the 2- and 3- simplicial complexes successfully explain the dependence of the onset points of abrupt desynchronization on the respective Hebbian learning parameters.

To develop an extensive understanding of the repercussions of the Hebbian learning-inspired adaptation in higher-order couplings on synchronization dynamics of oscillator ensembles, we numerically and analytically explore the synchronization dynamics on the pure 2- and 3- simplicial complexes.

Adaptive 2-simplex (triadic) interaction: We consider a phase ensemble of Kuramoto oscillators subjected to adaptive higher-order interactions among them. The higher-order coupling exercised among the oscillators is triadic (three-way) encoded by a 2-simplex (triangle) structure, whose weight dynamically adapt following a mechanism similar to the Hebbian learning rule for pairwise interaction [32]. The dynamical evolution of a triadic weight assigned to a triplet of nodes $\{i, j, k\}$ having instantaneous phases $\theta_{i,j,k}$ is governed by the Hebbian-learning inspired adaptation

$$\dot{B}_{ijk} = \varepsilon \cos(\theta_j + \theta_k - 2\theta_i) - \mu B_{ijk}, \quad (1)$$

where constants $\varepsilon \in [0, 1]$ and $\mu > 0$ are learning enhancement rate and saturation rate, respectively. The cosine term implies that the coupling weight B_{ijk} tends to increase if triadic oscillators $\{i, j, k\}$ are in phase, while it tends to decrease if they are out of phase. The linear saturating term μB_{ijk} refrains the coupling weight from increasing or decreasing without any bound. The phase evolution of Kuramoto oscillators under the impression

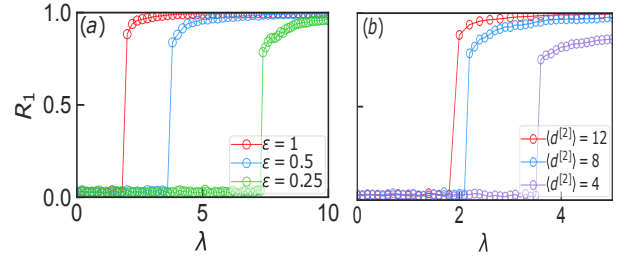


FIG. 3. (Color online) Impact of (a) learning rate ε for $\langle d^{[2]} \rangle=12$ and (b) mean 2-simplex degree $\langle d^{[2]} \rangle$ on transition in a random 2-simplicial complex of $N=10^3$, $\mu=1$ and $\eta=1$.

of such triadic interaction is ruled by

$$\dot{\theta}_i = \omega_i + \frac{\lambda}{2! \langle d^{[2]} \rangle} \sum_{j,k=1}^N B_{ijk} \sin(\theta_j + \theta_k - 2\theta_i), \quad (2)$$

where natural frequency ω_i ($i=1, \dots, N$) of each oscillator i is drawn randomly from a uniform or unimodal distribution $g(\omega)$, and λ is a uniform coupling strength among the interacting nodes. Here, B is an adjacency tensor of 2-simplex that encodes the topology of the network, i.e., $B_{ijk}=1$ if there is a triadic coupling among the nodes $\{i, j, k\}$, otherwise $B_{ijk}=0$. The number of triangles in the complex a node is part of, is defined as 2-simplex degree $d_i^{[2]} = \frac{1}{2!} \sum_{j,k=1}^N B_{ijk}$, and $\langle d^{[2]} \rangle$ denotes the mean 2-simplex degree.

Eqs. (1) & (2) collectively determine the dynamics of the adaptive 2-simplicial complex. To capture the degree of synchronization of the oscillator ensemble, we define generalized order parameter as $R_m e^{i\Psi_m} = \frac{1}{N} \sum_{j=1}^N e^{im\theta_j}$, where $m=1, 2$. R_m and Ψ_m are amplitude and argument, respectively, corresponding to m -cluster order parameter that captures the formation of m -clusters. R_1 quantifies one-cluster synchronization whereas R_2 quantifies one-cluster and two-cluster synchronization [25, 49]. Hence, to measure only two-cluster (anti-phase) synchronization one must adjust R_2 for R_1 , i.e., $|R_2 - R_1|$.

Next, we numerically compute the order parameters and discuss the microscopic dynamics of the triadic weights. First, we construct a pure 2-simplex structure by pinpointing each distinct triangle from the 1-simplex (Erdős-Rényi random graph) structures. The natural frequencies of the nodes are drawn uniform randomly, i.e., $\omega_i \sim U(-\Delta, \Delta)$, where $\Delta=0.5$ or otherwise mentioned elsewhere. For a large λ , a uniformly selected fraction η of the nodes are assigned initial phases to $\theta_i(0)=0$ and the rest $(1-\eta)$ assigned to $\theta_i(0)=\pi$. The initial weights $B_{ijk}(0)$ are then determined by $B_{ijk}(0) = \varepsilon \cos[\theta_j(0) + \theta_k(0) - 2\theta_i(0)]$. At first, λ is adiabatically decreased until $\lambda=0$ and then adiabatically increased. The phase and weight dynamics [Eqs. (1) & (2)] are then simulated together on the 2-simplex structures for each λ and the order parameters are computed.

a. The role of Hebbian plasticity: The behavior of R_1 and R_2 as a function of λ (see Fig. 2) illustrates how the onset of abrupt desynchronization is affected under

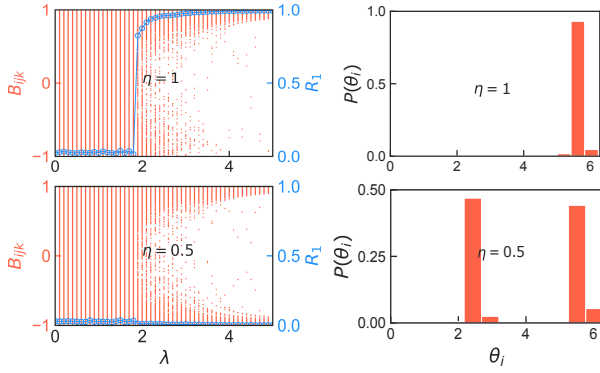


FIG. 4. (Color online) Steady B_{ijk} and steady phases in a random 2-simplicial complex for different values of η . The distribution $P(\theta_i)$ of steady phases related to $\lambda=4$. Other parameters are $N=10^3$, $\langle d^{[2]} \rangle = 12$, $\varepsilon=1$ and $\mu=1$.

the impression of adaptive evolution of triadic weights. The nature of abrupt desynchronization when the triadic weights B_{ijk} are static [in the absence of Eq. (1)], is shown in Figs. 2(a-b). The critical coupling strength λ_c at which the abrupt desynchronization takes place for both R_1 and R_2 , increases with the increase in phase asymmetry ($\eta=0.5$ yields maximum asymmetry). Under the impression of adaptive triadic weight, both R_1 and R_2 still adopt the abrupt desynchronization routes, however the critical point λ_c is found to remain unaffected of the different values of the fraction η as shown in Figs. 2(c-d). The initial phase asymmetry (η) does affect the degree of synchronization for R_1 . The maximum value to which R_1 plateaus (at large λ) decreases with the increase in the level of asymmetry, i.e., $\eta=0.5$ (maximum asymmetry) yields $R_1 \simeq 0$ while $\eta=1$ (symmetry) yields the largest possible R_1 . However, R_2 remains independent of the initial phase asymmetry. Moreover, both R_1 and R_2 do not synchronize with the forward increase in λ , hence the incoherent state persists for any $\lambda > 0$. These behavior of R_1 and R_2 also persist for unimodal $g(\omega)$ however at different critical coupling points (see Supplemental Material [50]).

b. Impact of learning rate and mean 2-simplex degree: Additionally, we demonstrate the effect of learning rate ε and mean 2-simplex degree $\langle d^{[2]} \rangle$ on the nature of desynchronization in Fig. 3. As the rate ε is gradually decreased, the onset of first-order desynchronization transition occurs at higher values of critical coupling point λ_c [see Fig. 3(a)]. Thus, the rate ε provides control over the onset of desynchronization. Moreover, the mean triadic connectivity $\langle d^{[2]} \rangle$ also affect the jump height of the abrupt desynchronization [see Fig. 3(b)]. As $\langle d^{[2]} \rangle$ is increased, more and more triadic interactions are involved leading to an increment in the height of abrupt jump at rather lower value of critical coupling point.

c. Stationary triadic weights and phases: The microscopic dynamics of stationary weights and stationary phases during the backward sweep of λ are presented in Fig. 4 for different values of η . For $\eta=1$, stationary weights are clustered around $B_{ijk} \rightarrow \varepsilon/\mu$ at a large λ . As λ is gradually decreased, a gradually increasing

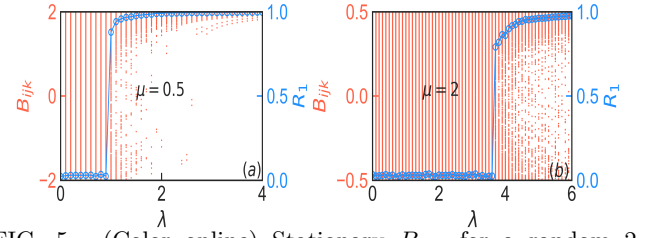


FIG. 5. (Color online) Stationary B_{ijk} for a random 2-simplicial complex for different values of μ . Other parameters are $N=10^3$, $\langle d^{[2]} \rangle = 12$, $\varepsilon=1$ and $\eta=1$.

number of B_{ijk} starts departing away from ε/μ towards $B_{ijk}=0$. At the critical point λ_c , all B_{ijk} get uniformly scattered between $-\varepsilon/\mu$ and ε/μ and remain scattered so in the incoherent state until $\lambda=0$ is reached. For $\eta=1$, the stationary phases corresponding to $\lambda > \lambda_c$ remain locked to form a single peak distribution. For the case of $\eta=0.5$, two almost equal-half populations of steady B_{ijk} are flocked around $-\varepsilon/\mu$ and ε/μ , respectively. A gradual decrease in λ shifts a gradually increasing fraction of B_{ijk} towards 0. At the critical point, the entire B_{ijk} population now gets scattered between $-\varepsilon/\mu$ and ε/μ . The steady phases related to $\lambda > \lambda_c$ remain almost equally divided into two-clusters at a phase-difference of π .

d. Impact of saturation rate μ : The impact of parameter μ on stationary triadic weights is shown in Fig. 5. The ratio ε/μ determines the lower and upper bounds for the stationary weights B_{ijk} , which can be corroborated from Eq. (1) in the steady state. Parameter $0 < \mu \leq 1$ [Fig. 5(a)] yields higher weight bounds which causes desynchronization at an early coupling strength. On the other hand, $\mu > 1$ [Fig. 5(b)] yields lower weight bounds which leads to the desynchronization at rather higher coupling strength. Therefore, μ also serves as a control parameter in determining the onset of abrupt desynchronization.

e. Analytical discussion: To gain theoretical insight of the underlying dynamics, we turn our focus to an all-to-all connected 2-simplex structure modeled as

$$\dot{\theta}_i = \omega_i + \frac{\lambda}{N^2} \sum_{j,k=1}^N B_{ijk} \sin(\theta_j + \theta_k - 2\theta_i). \quad (3)$$

The system can achieve its stationary state only when both triadic weights and phases achieve their respective stationary states. The stationary triadic weights, $\dot{B}_{ijk}=0$, are given by $B_{ijk}=(\varepsilon/\mu) \cos(\theta_j + \theta_k - 2\theta_i)$. Stationary B_{ijk} are set apart into two weight populations, one of $B_{ijk} \rightarrow \varepsilon/\mu$ corresponding to $(\theta_j + \theta_k - 2\theta_i)=0$ and other of $B_{ijk} \rightarrow -\varepsilon/\mu$ related to $(\theta_j + \theta_k - 2\theta_i)=\pi$. For that matter, an initial asymmetric population comprising 0 or π phases with a probability η and $1-\eta$, respectively, is taken into account. The Eq. (3) can be re-expressed in terms of mean-field parameters by utilizing the expressions for stationary B_{ijk} and R_2 as

$$\dot{\theta}_i = \omega_i + bq \sin(2\Psi_2 - 4\theta_i); \quad b = \frac{\varepsilon}{2\mu} \quad \& \quad q = \lambda R_2^2. \quad (4)$$

Since phases in a frame rotating with the average in-

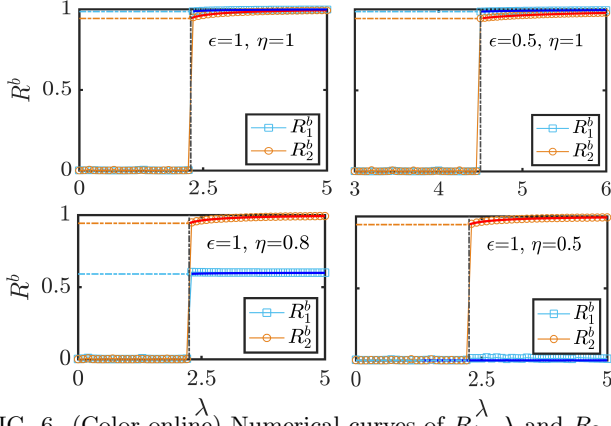


FIG. 6. (Color online) Numerical curves of $R_1-\lambda$ and $R_2-\lambda$ for an all-to-all connected 2-simplicial complex and respective analytical predictions [Eqs. (8)] in solid blue (R_1) and solid red (R_2) lines for uniform $\omega_i \sim U(-1, 1)$, different values of ϵ and η while $\mu = 1$.

trinsic frequency $\dot{\Psi}_m$ are given by $\theta_i = \theta_i + \dot{\Psi}_m t$. Nevertheless, considering a non-rotating frame with $\dot{\Psi}_m = 0$ and setting the average phase $\Psi_m = 0$ by selecting appropriate initial phases, the fixed points in the synchronous state $\theta_i = 0$ ($|\omega_i| \leq bq$) are determined by

$$\sin(4\theta_i^*) = \frac{\omega_i}{bq}, \quad \cos(2\theta_i^*) = \pm \sqrt{\frac{1}{2} \left[1 + \sqrt{1 - \frac{\omega_i^2}{b^2 q^2}} \right]}, \quad (5)$$

where η and $(1-\eta)$ denote a constant probability $[\eta(\omega_i) = \eta]$ with which the initial phases are set to 0 and π , respectively. Hence, the order parameters for the locked oscillators in continuum limit can be expressed as

$$R_m = \int_{\text{locked}} d\omega g(\omega) \int_0^{2\pi} d\theta e^{im\theta} [\eta \delta(\theta - \theta^*) + (1-\eta) \delta(\theta - \theta^* - \pi)]. \quad (6)$$

Further mathematical simplifications supply the real part of the order parameters as

$$R_1 = (2\eta - 1) \int_{|\omega| \leq bq} d\omega g(\omega) \cos(\theta^*), \quad (7)$$

$$R_2 = \int_{|\omega| \leq bq} d\omega g(\omega) \cos(2\theta^*).$$

After plugging in the expressions of $\cos(\theta^*)$ and $\cos(2\theta^*)$ from Eq. (5) and solving for a uniform distribution $g(\omega) = \frac{1}{2\Delta}$, Eqs. (7) furnish us with (also see Supplemental Material [50])

$$R_1 = \frac{(2\eta-1)}{2\Delta} \int_{-\Delta}^{\Delta} d\omega \cos \left[\frac{1}{4} \arcsin \left(\frac{\omega}{bq} \right) \right],$$

$$R_2 = \frac{1}{2\Delta} \int_{-\Delta}^{\Delta} d\omega \sqrt{\frac{1}{2} \left[1 + \sqrt{1 - \frac{\omega^2}{b^2 q^2}} \right]}. \quad (8)$$

It is apparent from Eq. (8) that only order parameter R_1 is impacted by the change in the initial phase asymmetry η while R_2 remains independent of it. The backward end points of $R_1-\lambda$ and $R_2-\lambda$ traces are obtained by setting $\Delta = bq = b\lambda_c R_{2c}^2$:

$$R_{1c} = 0.98(2\eta - 1), \quad R_{2c} = \frac{2\sqrt{2}}{3}, \quad \lambda_c = \frac{9\mu\Delta}{4\epsilon}. \quad (9)$$

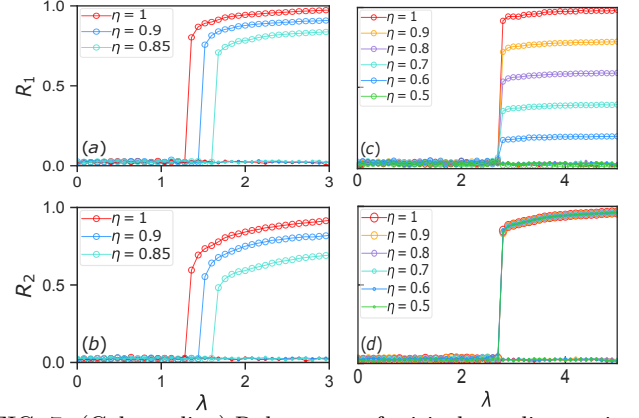


FIG. 7. (Color online) Robustness of critical coupling against asymmetry: $R_1-\lambda$ and $R_2-\lambda$ profiles for random 3-simplices of size $N=10^3$, $\langle d^{[3]} \rangle = 12$ and uniform $\omega_i \sim U(-0.5, 0.5)$ when C_{ijkl} are static (a-b) and adaptive (c-d) with $\sigma=1$ and $\nu=1$.

It is apparent that the critical coupling point λ_c for the onset of desynchronization is the function of Hebbian plasticity rates ϵ and μ . The analytical predictions [Eq. (8)] for R_1 and R_2 are plotted in Fig. 6 for different values of ϵ and η . They are fairly in good agreement with their respective numerical estimations. The values of critical points λ_c and R_{1c} and R_{2c} are also shown matching their respective numerical assessments.

Adaptive 3-simplex (tetradic) interaction: Now we consider the higher-order coupling interaction among the oscillators to be tetradic encoded by a pure 3-simplex (tetrahedron) structure. The weights of the tetradic coupling also dynamically adapt in a fashion similar to the Hebbian learning rule. The evolution of the phases and the tetradic weights can respectively be expressed as

$$\dot{\theta}_i = \omega_i + \frac{\lambda}{3! \langle d^{[3]} \rangle} \sum_{j,k,l=1}^N C_{ijkl} \sin(\theta_j + \theta_k + \theta_l - 3\theta_i),$$

$$\dot{C}_{ijkl} = \sigma \cos(\theta_j + \theta_k + \theta_l - 3\theta_i) - \nu C_{ijkl}, \quad (10)$$

where C is 3-simplex adjacency tensor encoding a network of tetrahedrons. $C_{ijkl}=1$ if a tetrahedronic connection exists among the nodes $\{i, j, k, l\}$, otherwise $C_{ijkl}=0$. 3-simplex degree of a node $d_i^{[3]} = \frac{1}{3!} \sum_{j,k,l=1}^N C_{ijkl}$ denotes the number of tetrahedrons it is part of. We consider the 1-simplex structure (Erdős-Rényi random graph) and then identify each distinct tetrahedron to construct a pure 3-simplicial complex.

The evolution of the system begins at a large λ with initial phases fixed to 0 and π with a constant probability η and $1-\eta$, respectively. The initial tetradic weights are assigned as $C_{ijkl}(0) = \sigma \cos[\theta_j(0) + \theta_k(0) + \theta_l(0) - 3\theta_i(0)]$. The nature of abrupt desynchronization when the tetradic weights C_{ijkl} are static [see Figs. 7(a-b)] and adaptive [see Figs. 7(c-d)]. For static C_{ijkl} ($=1$), the decrease in η advances the onset point λ_c for both backward R_1 and R_2 transitions. However under the impact of adaptive C_{ijkl} , both R_1 and R_2 continue to espouse backward abrupt transition routes but at a fixed λ_c for different values of η . R_2 remains independent of η whereas R_1

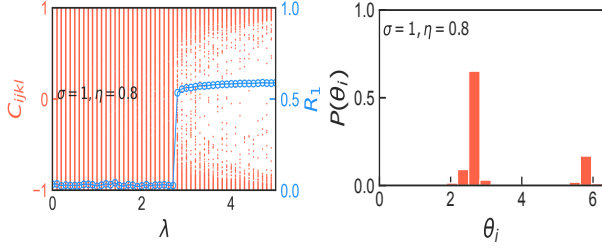


FIG. 8. (Color online) Stationary C_{ijkl} and related stationary phases at $\lambda = 4.5$ for a 3-simplicial complex for uniform $\omega_i \sim U(-0.5, 0.5)$, $N=10^3$, $\langle d^{[3]} \rangle=12$, $\sigma=1$, $\nu=1$ and $\eta = 0.8$.

decreases with decrease in the value of η . Also, both R_1 and R_2 always exhibit incoherence for forward continuation in λ be it either static or adaptive weight C_{ijkl} .

Now we look at the nature of stationary weights $\dot{C}_{ijkl}=0$, $C_{ijkl} = (\sigma/\nu) \cos(\theta_j + \theta_k + \theta_l - 3\theta_i)$. Fig. 8 unveils that all C_{ijkl} in the synchronous state are segregated into two clusters, one of $C_{ijkl} \rightarrow \sigma/\nu$ related to $(\theta_j + \theta_k + \theta_l - 3\theta_i) \rightarrow 0$ and other of $C_{ijkl} \rightarrow -\sigma/\nu$ related to $(\theta_j + \theta_k + \theta_l - 3\theta_i) \rightarrow \pi$. The size of two anti-phase clusters depends on parameter η . In the asynchronous state, all C_{ijkl} are uniformly scattered between $-\sigma/\nu$ and σ/ν .

For the sake of analytical simplification we consider an all-to-all connected pure 3-simplicial complex, for which the interaction term in the phase evolution [Eq. (10)] is normalized by N^3 instead of $6\langle d^{[3]} \rangle$. Further, substituting C_{ijkl} with the stationary C_{ijkl} , the phase evolution then can be rewritten in terms of R_2 and Ψ_2 .

$$\dot{\theta}_i = \omega_i + d\lambda R_2^3 \sin(3\Psi_2 - 6\theta_i); \quad d = \frac{\sigma}{2\nu}. \quad (11)$$

Consider a non-rotating frame with mean frequency $\dot{\Psi}_2=0$ and mean phase $\Psi_2=0$, the fixed points of the locked oscillators are then supplied by $\theta_i=0$, i.e., $\sin(6\theta_i^*) = \omega_i/d\lambda R_2^3$. Eq. (6) when worked out for a viable fixed point and a uniform distribution $g(\omega) = \frac{1}{2\Delta}$, furnishes us with the following order parameters (see Supplemental Material [50])

$$R_1 = \frac{(2\eta-1)}{2\sqrt{2}\Delta} \int_{-\Delta}^{\Delta} d\omega \sqrt{1 + \frac{1}{2} [\sqrt[3]{x+iy} + \sqrt[3]{x-iy}]}, \\ R_2 = \frac{1}{2\Delta} \int_{-\Delta}^{\Delta} d\omega \frac{1}{2} [\sqrt[3]{x+iy} + \sqrt[3]{x-iy}], \quad (12)$$

where $x = \sqrt{1 - \omega^2/u^2}$, $y = \omega/u$. Eqs. (12) for $\Delta = u = d\lambda R_2^3$ supply us with the backward critical points:

$$R_{2c} = \frac{9\sqrt{3}}{16}, \quad R_{1c} = 0.99(2\eta - 1), \quad \lambda_c = 2.16 \frac{\Delta\nu}{\sigma} \quad (13)$$

Hence the critical coupling points for the outset of desynchronization is controlled by the Hebbian learning parameters σ and ν . The theoretical predictions for R_1 and R_2 [Eq. (12)] and their numerical estimations fall in fine concurrence with each other for different values of σ and η (see Fig. 9), and so do the hypothesized critical points R_{1c} , R_{2c} and λ_c .

Conclusion: We studied desynchronization transition in oscillator ensembles networked in triadic (pure 2-simplex) and tetradic (pure 3-simplex) structures with adaptive

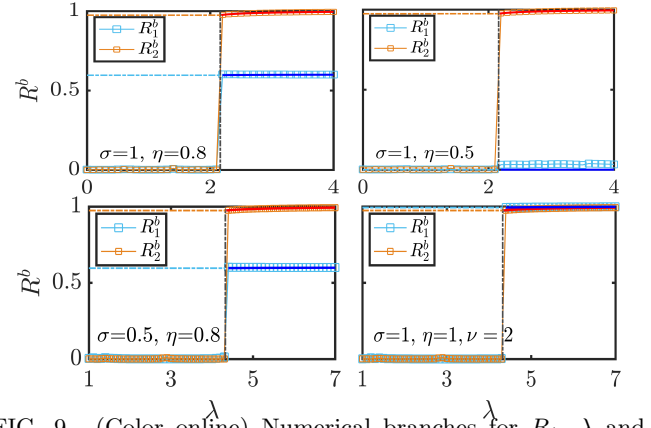


FIG. 9. (Color online) Numerical branches λ for $R_1-\lambda$ and $R_2-\lambda$ for the all-to-all connected 3-simplicial complex and respective analytical predictions [Eqs.(12)] in solid blue (R_1) and solid red (R_2) lines for uniform $\omega_i \sim U(-1, 1)$, different values of σ and η while $\nu = 1$.

coupling. The adaptation exercised in triadic (tetradic) coupling is inspired by the Hebbian learning mechanism, i.e., a triadic (tetradic) weight tends to increase when the nodes forming the triad (tetrad) are in phase and decrease when they are out of phase. The dynamical evolution of such Hebbian learned triadic (tetradic) coupling leads to a first-order desynchronization in the network. For both pure 2- and 3- simplicial complexes, respective triggering points of the emergent abrupt desynchronization are manageable through respective Hebbian learning parameters, i.e., the learning rate and saturation rate. Besides, for both the complexes, the initial phase asymmetry characterizes the one-cluster order parameter while the two-clusters order parameter remains independent of it. Also, the triadic (tetradic) weights remain uniformly distributed in the incoherent state, whereas they form one-cluster or two-clusters depending on the initial phase asymmetry. The rigorous mean-field analyses presented for pure 2- and 3- simplicial complexes too successfully explain the respective Hebbian adaptation governed nature of one-cluster and two-clusters order parameters.

So far, all the investigations featuring the Hebbian learning mechanism have revolved around employing a pairwise interaction between the oscillators. The present study would be advantageous in better understanding the role of adaptive higher-order neural synaptic connections in the learning process and procuring long term memory in the brain. The proposed models also open an avenue for investigating the imprint of concurrent adaptation in various combinations of dyadic, triadic and tetradic couplings on the synchronization dynamics of oscillator ensembles.

ACKNOWLEDGMENTS

S. J. is thankful for the financial support of the Government of India, Council of Scientific & Industrial

Research (CSIR) Grant No. 25(0293)/18/EMR-II and Board of Research in Nuclear Sciences (BRNS) Grant No. 37(3)/14/11/2018-BRNS/37131. A.D.K. acknowl-

edges the Government of India, Council of Scientific & Industrial Research (CSIR) Grant No. 25(0293)/18/EMR-II for the RA fellowship.

-
- [1] G. Petri, P. Expert, F. Turkheimer, R. Carhart-Harris, D. Nutt, P. J. Hellyer and F. Vaccarino, *J. R. Soc. Interface* **11**, 20140873 (2014)
 - [2] A. R. Benson et al., *Proc. Natl. Acad. Sci. U.S.A.* **115**, E11221 (2018)
 - [3] I. Iacopini, G. Petri, A. Barrat, and V. Latora *Nat. Commun.* **10**, 2485 (2019)
 - [4] J. T. Matamalas, S. Gómez and A. Arenas *Physical Review Research* **2**, 012049(R) (2020)
 - [5] V. Salnikov, D. Cassese, and R. Lambiotte *Eur. J. Phys.* **40**, 014001 (2018)
 - [6] J. H. C. Whitehead *Proc. London Math. Soc.* **45** 243 (1939)
 - [7] Aleksandrov PS *Elementary concepts of topology* New York: F. Ungar Pub. Co. **63** p. p. (1965)
 - [8] Y. Dabaghian, F. Mémoli, L. Frank, G. Carlsson *PLOS Computational Biology* **8**(8) e1002581 (2012)
 - [9] T. Tanaka and T. Aoyagi, *Physical Review Letter* **106**, 224101 (2011)
 - [10] P. S. Skardal and A. Arenas, *Physical Review Letter* **122**, 248301 (2019)
 - [11] C. Xu, X. Wang and P. S. Skardal, *Physical Review Research* **2**, 023281 (2020)
 - [12] A. P. Millán, J. J. Torres and G. Bianconi *Physical Review Letter* **124**, 218301 (2020)
 - [13] P. S. Skardal and A. Arenas *Communication Physics* **3**, 218 (2020)
 - [14] M. Lucas, G. Cencetti and F. Battiston *Physical Review Research* **2**, 033410 (2020)
 - [15] F. Battiston, G. Cencetti, I. Iacopini, V. Latora, M. Lucas, A. Patania, Jean-Gabriel Young and G. Petri, *Physics Reports* **874**, 1 (2020)
 - [16] R. Ghorbanchian, J. G. Restrepo, J. J. Torres and G. Bianconi, *Communication Physics* **4**, 120 (2021)
 - [17] C. Xu and P. S. Skardal, *Physical Review Research* **3**, 013013 (2021)
 - [18] M. Chutani, B. Tadić, and N. Gupte, *Physical Review E* **104**, 034206 (2021)
 - [19] H. Sun and G. Bianconi *Physical Review E* **104**, 034306 (2021)
 - [20] E. Shimizu, Y. P. Tang, C. Rampon and J. Z. Tsien, *Science* **290**, 1170 (2000)
 - [21] L. F. Abbott and S. B. Nelson, *Nature Neuroscience* **3** (11) 1178 (2000)
 - [22] D. O. Hebb, *The Organization of Behavior* (New York: John Wiley & Sons) (1949)
 - [23] H. Markram, J. Lübke, M. Frotscher and B. Sakmann, *Science* **275** 213 (1997)
 - [24] L. I. Zhang, H. W. Tao, C. E. Holt, W. A. Harris and M. Poo, *Nature* **395** 37 (1998)
 - [25] R. K. Niyogi and L. Q. English, *Physical Review E* **80**(6), 066213 (2009)
 - [26] T. Aoki and T. Aoyagi, *Physical Review Letter* **102**, 034101 (2009)
 - [27] R. Berner, J. Sawicki and E. Schöll, *Physical Review Letter* **124**(8) 088301 (2020)
 - [28] R. Berner, S. Vock, E. Schöll and S. Yanchuk, *Physical Review Letter* **126**(2), 028301 (2021)
 - [29] R. Gutiérrez, A. Amann, S. Assenza, J. Gómez-Gardeñes, V. Latora and S. Boccaletti, *Physical Review Letter* **107** 234103 (2011)
 - [30] E. Pitsik, V. Makarov, D. Kirsanov, N. Frolov, M. Goremyko, X. Li, Z. Wang, A. Hramov and S. Boccaletti, *New Journal of Physics* **20**, 075004 (2018)
 - [31] V. Avalos-Gaytán, J. A. Almendral, I. Leyva, F. Battiston, V. Nicosia, V. Latora and S. Boccaletti, *Physical Review E* **97**(4) 042301 (2018)
 - [32] A. D. Kachhvah, X. Dai, S. Boccaletti and S. Jalan, *New Journal of Physics* **22** 122001 (2020)
 - [33] M. Arai, V. Brandt, Y. Dabaghian *PLOS Computational Biology* **10**(6) e1003651 (2014)
 - [34] Y. Kuramoto, *International Symposium on Mathematical Problems in Theoretical Physics, Lecture Notes in Physics* **39** (1975)
 - [35] J. A. Acebrón, L. L. Bonilla, C. J. Pérez Vicente, F. Ritort and R. Spigler *Rev. Mod. Phys.* **77**(1) 137 (2005)
 - [36] H. A. Tanaka, A. J. Lichtenberg and S. Oishi, *Physical Review Letter* **78**(11) 2104 (1997)
 - [37] J. R. Pomeroy, E. D. Sontag and Jr J. E. Ferrell, *Nature Cell Biology* **5** 346 (2003)
 - [38] J. Gómez-Gardeñes, S. Gómez, A. Arenas and Y. Moreno, *Physical Review Letter* **106**(12) 128701 (2011)
 - [39] I. Leyva, R. Sevilla-Escoboza, J. M. Buldú, N. I. Sendiña, J. Gómez-Gardeñes, A. Arenas, Y. Moreno, S. Gómez, R. Jaimes-Reátegui and S. Boccaletti, *Physical Review Letter* **108**(16) 168702 (2012)
 - [40] M. M. Danziger, O. I. Moskalenko, S. A. Kurkin, X. Zhang, S. Havlin and S. Boccaletti, *Chaos* **26** 065307 (2016)
 - [41] V. K. Chandrasekar, M. Manoranjani and S. Gupta, *Physical Review E* **102**(1) 012206 (2020)
 - [42] C. Kuehn and C. Bick, *Science Advances* **7**(16) eabe3824 (2021)
 - [43] M. M. Danziger, I. Bonamassa, S. Boccaletti and S. Havlin, *Nature Physics* **15**(2) 178 (2019)
 - [44] I. Shepelev, A. Bukh, G. Strelkova and V. Anishchenko, *Chaos, Solitons & Fractals* **143** 110545 (2021)
 - [45] A. Kumar and S. Jalan *Chaos* **31**, 041103 (2021)
 - [46] P. Khanra and P. Pal, *Chaos, Solitons & Fractals* **143** 110621 (2021)
 - [47] N. Frolov and A. Hramov, *Chaos* **31**, 063103 (2021)
 - [48] N. Frolov and A. Hramov, *Chaos Solitons & Fractals* **147**, 110955 (2021)
 - [49] Karimian M, Dibenedetto D, Moerel M, Burwick T, Westra R L, De Weerd P and Senden M *Chaos* **29** 083122 (2019)
 - [50] See Supplemental Material at concerning abrupt desynchronization for unimodal frequency distributions, and the steps deriving exact expressions for the order parameters related to the adaptive 2- and 3- simplicial complexes.

Supplemental Material: Hebbian plasticity assisted robust desynchronization in pure simplicial complexes

Ajay Deep Kachhvah, and Sarika Jalan
*Complex Systems Lab, Department of Physics, Indian Institute of
 Technology Indore, Khandwa Road, Simrol, Indore-453552, India*

A. Robust desynchronization with unimodal frequency distributions $g(\omega)$

A manifestation of the first-order desynchronization in a random pure 2-simplex and 3-simplex networks corresponding to a Gaussian $g(\omega) = \frac{1}{\Delta\sqrt{2\pi}} \exp(-\omega^2/2\Delta^2)$ and a Lorentzian $g(\omega) = \frac{\Delta}{\pi(\omega^2 + \Delta^2)}$, where Δ = half width at half maximum, are shown in Fig. S1 and Fig. S2, respectively. The abrupt desynchronization takes place at different critical coupling strength for the two symmetric distributions and forward transition to synchronization does not occur for any $\lambda > 0$.

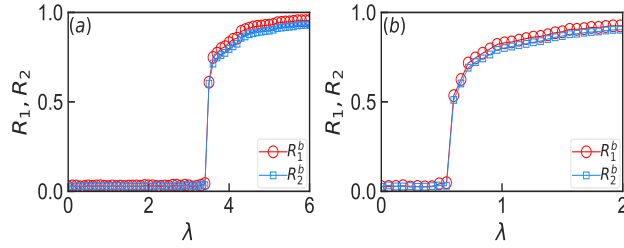


FIG. S1. (Color online) R_1 - λ and R_2 - λ profiles for a random 2-simplex network simulated with (a) Gaussian $g(\omega)$ with $\Delta=1$ and (b) Lorentzian $g(\omega)$ with $\Delta=0.1$. Other network parameters are $N=10^3$, $\langle d^{[2]} \rangle = 8$, $\varepsilon = 1$, $\mu = 1$ and $\eta = 1$.

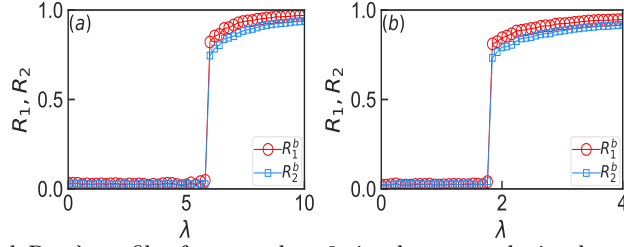


FIG. S2. (Color online) R_1 - λ and R_2 - λ profiles for a random 3-simplex network simulated with (a) Gaussian $g(\omega)$ with $\Delta=1$ and (b) Lorentzian $g(\omega)$ with $\Delta=0.1$. Other network parameters are $N=10^3$, $\langle d^{[3]} \rangle = 12$, $\sigma = 1$, $\nu = 1$ and $\eta = 1$.

B. Order parameters for the adaptive 2-simplicial complex

The expressions of the order parameters for the 2-simplicial complex treated for the uniform distribution $g(\omega) = \frac{1}{2\Delta}$:

$$R_1 = 2(2\eta - 1) \frac{bq}{\Delta} \left[\frac{1}{3} \sin \left(\frac{3}{4} \arcsin \left(\frac{\Delta}{bq} \right) \right) + \frac{1}{5} \sin \left(\frac{5}{4} \arcsin \left(\frac{\Delta}{bq} \right) \right) \right],$$

$$R_2 = \frac{\sqrt{2}b^2q^2}{3\Delta^2} \left(1 - \sqrt{1 - \frac{\Delta^2}{b^2q^2}} \right) \left(2 + \sqrt{1 - \frac{\Delta^2}{b^2q^2}} \right) \sqrt{1 + \sqrt{1 - \frac{\Delta^2}{b^2q^2}}}, \quad (1)$$

where $b = \varepsilon/2\mu$ and $q = \lambda R_2^2$.

C. Order parameters for the adaptive 3-simplicial complex

The fixed points of the locked oscillators related to the Hebbian learning ruled 3-simplicial complex are given by $\sin(6\theta_i^*) = \omega_i/d\lambda R_2^3$; $d = \sigma/(2\nu)$, which can be further simplified to $4\cos^3(2\theta_i^*) - 3\cos(2\theta_i^*) = \sqrt{1 - \omega_i^2/u^2}$, where $u =$

$d\lambda R_2^3$. This equation that is cubic in $\cos(2\theta_i^*)$ supplies us with following three roots

$$\begin{aligned}\cos(2\theta_1^*) &= \frac{1}{2} [\sqrt[3]{x+iy} + \sqrt[3]{x+iy}], \\ \cos(2\theta_{2,3}^*) &= \frac{1}{4} [\pm(i\sqrt{3} \mp 1) \sqrt[3]{x+iy} \mp (i\sqrt{3} \pm 1) \sqrt[3]{x+iy}],\end{aligned}\quad (2)$$

where $x = \sqrt{1 - \omega_i^2/u^2}$, $y = \omega_i/u$. Only the fixed point given by $\cos(2\theta_1^*)$ offers a viable solution for the order parameters. Hence, the order parameters for the locked oscillators in continuum limit can be expressed as

$$R_m = \int_{|\omega| \leq u} d\omega g(\omega) \int_0^{2\pi} d\theta e^{im\theta} [\eta \delta(\theta - \theta_1^*) + (1 - \eta) \delta(\theta - \theta_1^* - \pi)]. \quad (3)$$

Further working out for $m = 1, 2$, we obtain the real order parameters as

$$\begin{aligned}R_1 &= \frac{(2\eta-1)}{\sqrt{2}} \int_{|\omega| \leq u} d\omega g(\omega) \sqrt{1 + \cos(2\theta_1^*)}, \\ R_2 &= \int_{|\omega| \leq u} d\omega g(\omega) \cos(2\theta_1^*).\end{aligned}\quad (4)$$

Considering all the oscillators locked for a uniform distribution $g(\omega) = \frac{1}{2\Delta}$ and substituting $\cos(2\theta_1^*)$ from Eq.(2), we obtain

$$\begin{aligned}R_1 &= \frac{(2\eta-1)}{2\sqrt{2}\Delta} \int_{-\Delta}^{\Delta} d\omega \sqrt{1 + \frac{1}{2} [\sqrt[3]{x+iy} + \sqrt[3]{x+iy}]}, \\ R_2 &= \frac{1}{4\Delta} \int_{-\Delta}^{\Delta} d\omega [\sqrt[3]{x+iy} + \sqrt[3]{x+iy}],\end{aligned}\quad (5)$$

where $x = \sqrt{1 - \omega^2/u^2}$, $y = \omega/u$. Eq.(5) can further mathematically be simplified to

$$\begin{aligned}R_1 &= \frac{3u(2\eta-1)}{35\sqrt{2}\Delta} \sec\left(\frac{l}{6}\right) \left[7 \sin\left(\frac{5l}{6}\right) + 5 \sin\left(\frac{7l}{6}\right) \right] \sqrt{1 + \cos\left(\frac{l}{3}\right)}, \\ R_2 &= \frac{3u}{\Delta} \sin\left(\frac{1}{3} \arcsin \frac{\Delta}{u}\right) \cos^3\left(\frac{1}{3} \arcsin \frac{\Delta}{u}\right),\end{aligned}\quad (6)$$

where $l = \arcsin(\Delta/u)$ and $u = d\lambda R_2^3$.