
ACCELERATING DISTRIBUTED DEEP REINFORCEMENT LEARNING BY IN-NETWORK EXPERIENCE SAMPLING

A PREPRINT

Masaki Furukawa

Keio University

3-14-1 Hiyoshi, Kohoku-ku, Yokohama, Japan
furukawa@arc.ics.keio.ac.jp

Hiroki Matsutani

Keio University

3-14-1 Hiyoshi, Kohoku-ku, Yokohama, Japan
matutani@arc.ics.keio.ac.jp

March 13, 2023

ABSTRACT

A computing cluster that interconnects multiple compute nodes is used to accelerate distributed reinforcement learning based on DQN (Deep Q-Network). In distributed reinforcement learning, Actor nodes acquire experiences by interacting with a given environment and a Learner node optimizes their DQN model. Since data transfer between Actor and Learner nodes increases depending on the number of Actor nodes and their experience size, communication overhead between them is one of major performance bottlenecks. In this paper, their communication performance is optimized by using DPDK (Data Plane Development Kit). Specifically, DPDK-based low-latency experience replay memory server is deployed between Actor and Learner nodes interconnected with a 40GbE (40Gbit Ethernet) network. Evaluation results show that, as a network optimization technique, kernel bypassing by DPDK reduces network access latencies to a shared memory server by 32.7% to 58.9%. As another network optimization technique, an in-network experience replay memory server between Actor and Learner nodes reduces access latencies to the experience replay memory by 11.7% to 28.1% and communication latencies for prioritized experience sampling by 21.9% to 29.1%.

Keywords Distributed deep reinforcement learning · Deep Q-Network · DPDK · In-network computing

1 Introduction

Reinforcement learning is a machine learning approach to acquire an action policy that can maximize a long-term reward by repeating trial and error in action and observation at a given environment. Q-learning is a typical reinforcement learning method, where Q-value means effectiveness of an action in a state. By taking an action based on Q-value and observing the environment, the Q-value is continuously updated in order to acquire an optimal action policy. DQN (Deep Q-Network) introduces a deep neural network called Q-network to approximate the conventional Q-learning, and recently it has been applied in various application domains, such as game AI and robot control. In this case, the reinforcement learning takes an action based on Q-network, observes the environment, and updates the Q-network by deep learning. Since these steps are repeated until the Q-network training is converged, it typically takes a time. In this paper, we focus on a typical case of distributed reinforcement learning, in which the first two steps (i.e., taking an action by Q-network and observing the environment) are distributed over multiple nodes in order to accelerate acquisition of the optimal action policy.

In distributed reinforcement learning systems using DQN [1] [2], Actor process is in charge of the first two steps and Learner process is in charge of the last step (i.e., updating Q-network by deep learning). State transitions experienced by multiple Actor processes are accumulated in an experience buffer, called experience replay memory, and Learner process samples these experiences from the memory in order to update Q-network. Since data transfer between Actor and Learner nodes increases depending on the number of Actor processes, experience size, and Q-network model size, their communication overhead is one of major performance bottlenecks in such distributed reinforcement learning systems. To reduce the communication cost, network processing optimizations by DPDK (Data Plane Development

Kit) [3] are applied to a shared memory server and experience replay memory server, both located between Actor and Learner nodes. In this paper, first, a distributed deep reinforcement learning system inspired by [1] is implemented on a cluster of computers interconnected with 40GbE (40Gbit Ethernet) and analyzed in terms of network access overheads. Then, DPDK-based low-latency shared memory server and experience replay server are evaluated to demonstrate benefits of the proposed network optimizations on distributed deep reinforcement learning.

This paper is organized as follows. Section 2 gives background on distributed deep reinforcement learning, prioritized experience replay, and DPDK-based network optimization techniques. A distributed deep reinforcement learning system is implemented and analyzed in terms of network overheads in Section 3, and the proposed network optimizations are applied to the system in Section 4. Section 5 evaluates the proposed system and Section 6 concludes this paper.

2 Background

2.1 Distributed Deep Reinforcement Learning

High-performance distributed deep reinforcement learning systems have been widely studied recently. Distributed Prioritized Experience Replay (Ape-X) [1] is one of major architecture among them, and it is used as a baseline distributed deep reinforcement learning architecture in this paper. Figure 1 illustrates Ape-X architecture. Ape-X introduces a prioritized experience replay for large-scale distributed reinforcement learning systems that consist of Actor processes, experience replay memory, and Learner process. Actor processes select actions based on Q-network inferences and generate state transitions by the selected actions. The state transitions or experiences are stored in an experience replay memory, and the Q-network model is updated based on sampled experiences by Learner process. Roles of these processes are explained in the following subsections.

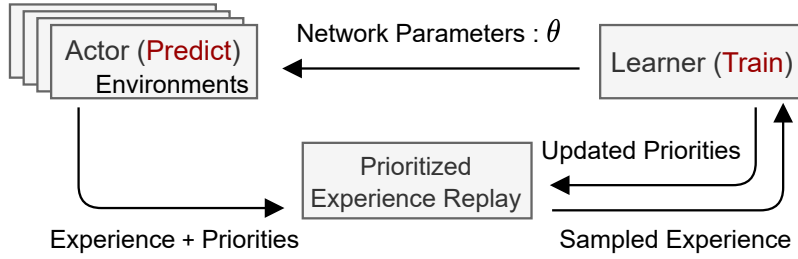


Figure 1: Ape-X architecture

2.1.1 Actor

Actor is a process that takes actions based on DQN inferences and observes rewards from environment to generate experiences each of which consists of the original state, action, reward, and next state. Algorithm 1 shows Actor’s behavior. Actor makes inferences using a model parameter θ obtained from Learner to select an action a_t at current time t (①). ϵ -greedy is well-known approach to select an action a_t from a set of possible actions A . It can add diversity to the action search by randomly selecting an action with a probability of ϵ . Different ϵ value is set to each Actor. Actor then takes the selected action a_t and observes reward r_t and next state s_{t+1} from the environment so that an experience (a_t, s_t, r_t, s_{t+1}) is generated (②). The generated experiences are temporarily stored in a local buffer (③), and then those of a predefined batch size are transferred to an experience replay memory (⑤). A priority is assigned to each experience at Actor so that experiences that can accelerate the DQN training are preferentially trained by Learner (④). A difference in Q-function between successive steps, called TD error, is used as the priority of experience. In DQN, a priority p_t of an experience is calculated based on the TD error δ_t as follows.

$$p_t = |\delta_t| = |Q(s_t, a_t; \theta) - Q(s_{t-1}, a_{t-1}; \theta)| \quad (1)$$

2.1.2 Learner

Algorithm 2 shows Learner’s behavior. Learner samples the experiences accumulated in the experience replay memory based on their priorities assigned by Actor (⑦). Learner uses the sampled experiences of a training batch size as training data, and then it updates parameter θ of Q-function so that a loss function of the training data is minimized (⑧). More specifically, in DQN training, parameter of Q-function is updated so that it can predict a sum of the latest

Algorithm 1 Actor

```

Pull Parameters  $\theta_0$  ► Get latest network parameters
for  $t = 1$  to  $T$  do
   $a_t \leftarrow \varepsilon\text{-greedy}(A)$  ... ①
   $(r_t, s_{t+1}) \leftarrow \text{Environment}(a_t, s_t)$  ... ②
  LocalBuffer.ADD( $(s_t, a_t, r_t, s_{t+1})$ ) ... ③
  if LocalBuffer.SIZE()  $\geq$  Batch_Size then
     $\tau \leftarrow \text{LocalBuffer.GET}(\text{Batch\_Size})$ 
     $p \leftarrow \text{ComputePriorities}(\tau)$  ... ④
    Push( $\tau, p$ ) ... ⑤
  Pull  $\theta_t$  every  $N_{pull}$  steps ► Get latest parameters ... ⑥

```

reward r_{t+1} and the maximum expected reward in the next state s_{t+1} as follows.

$$Q(s_t, a_t) \leftarrow r_{t+1} + \gamma \max_{a_{t+1} \in A} A(a_{t+1}, s_{t+1}), \quad (2)$$

where γ is a discount rate of reward. Since priorities of experiences once used in training should be decreased, Learner updates priorities of such experiences in the experience replay memory (⑨). Learner sends the updated model parameter θ to Actor (⑩), and Actor periodically updates the model with the latest parameter (⑥).

Algorithm 2 Learner

```

 $\theta_0 \leftarrow \text{Initialized Parameters}$  ► Set network parameters
for  $t = 1$  to  $T$  do
   $id, \tau \leftarrow \text{SAMPLING}(\text{Batch\_Size})$  ... ⑦
   $l_t \leftarrow \text{ComputeLoss}(\tau; \theta_{t-1})$ 
   $\theta_t \leftarrow \text{UpdateParameters}(l_t; \theta_{t-1})$  ... ⑧
  UpdatePriorities( $id$ ) ... ⑨
  Set  $\theta_t$  ... ⑩
  Update  $\theta$  every  $N_{update}$  steps ► Fixed target Q-network

```

2.1.3 Prioritized Experience Replay

Although it is expected that to use experiences or state transitions with higher priorities preferentially can improve efficiency of the training, there are some issues. That is, experiences with lower priorities may not be used for a long time and an overfitting which becomes sensitive to noises may occur due to a limited diversity of trained experiences. To address these issues, a probabilistic sampling of experiences based on their priorities [4] is used in recent distributed deep reinforcement learning. A sampling probability of an experience (or state transition) i is calculated based on priority p of the experience as follows.

$$P_i = \frac{p_i^\alpha}{\sum_k p_k^\alpha} \quad (p_k \neq 0), \quad (3)$$

where α is a hyper-parameter that weights the priority.

In the prioritized experience replay, data manipulation and probabilistic sampling of experiences can be efficiently implemented by using SumTree as a data structure. Algorithm 3 shows the probabilistic sampling using SumTree. Figure 2 illustrates an example of the experience sampling using a random number $s = 8$ for four priorities stored in leaf nodes of SumTree. By traversing the tree structure from root to leaf as described in Algorithm 3, a probabilistic sampling based on priority is implemented without reordering the experiences. Computational complexity of the probabilistic sampling is $O(\log N)$.

2.2 Network Optimization using DDPK

DDPK (Data Plane Development Kit) [3] is a well-known framework for accelerating network processing by bypassing a network protocol stack of OS kernel, as shown in Figure 3. It dedicates specific CPU cores to network processing so that user-space applications can directly access NIC (Network Interface Card) in a polling manner. By the polling based access to NIC without intervention of OS kernel, network processing overheads due to frequent context switching and data copy needed for packet send/receive events can be mitigated for enabling a low-latency and

Algorithm 3 Probabilistic experience sampling using SumTree**Require:** $0 \leq s$ (random number) $\leq \sum_k p_k$ **Require:** n : root

```

function SAMPLING( $n, s$ )
  if  $n$  is leaf_node then return  $n$ 
  if  $n$ .left.val  $\geq s$  then
    return SAMPLING( $n$ .left,  $s$ )
  else
    return SAMPLING( $n$ .right,  $s - n$ .left.val)

```

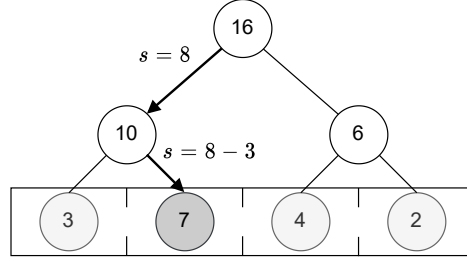


Figure 2: Example of experience sampling using SumTree

high-throughput network processing. F-Stack [5] is a high-performance network processing framework in cooperation with DPDK, which offers an embedded TCP/IP stack borrowed from FreeBSD and co-routine APIs to user-space DPDK applications, as shown in Figure 3. DPDK-ANS [6] is also known as a similar framework.

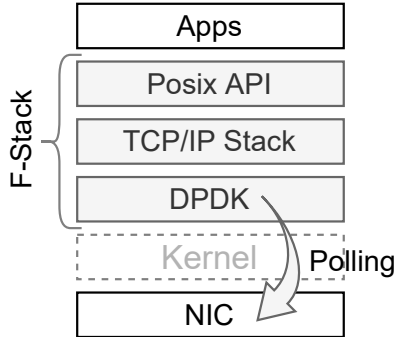


Figure 3: Kernel bypassing by DPDK and light-weight user-space TCP/IP stack by F-Stack

In this paper, a shared memory parameter server and a prioritized experience replay memory server of distributed deep reinforcement learning systems are accelerated by using F-Stack and DPDK. As a similar work, a DPDK-based network optimization is applied to a distributed deep learning system [7], in which a network switch is in charge of gradient aggregation of distributed deep learning and its network processing is accelerated by DPDK. In addition to the gradient aggregation, parameter optimization algorithms, such as SGD, Adagrad, Adam, and SMORMS3, are accelerated by in-network FPGA switch in [8]. Please note that our target distributed deep reinforcement learning employs a different architecture compared to typical distributed deep learning frameworks such as those using AllReduce algorithm [9]. Specifically, experiences are exchanged in our system, while typical distributed deep learning frameworks transfer gradients, which are more likely to be outdated; thus a different approach is needed for optimizing our target distributed deep reinforcement learning system.

3 Baseline Distributed Deep Reinforcement Learning System

3.1 Design and Implementation

Figure 4 illustrates a baseline distributed deep reinforcement learning system used in this paper. From the left, Actor node, shared memory server, and Learner node are illustrated in this figure. In distributed deep reinforcement learning systems, functionalities to share experiences and Q-network model between Actor and Learner nodes are typically needed. In our baseline system, the shared memory server is implemented with Redis [10] which is a fast in-memory database system. Actor nodes, shared memory server, and Learner node are running on different machines which are interconnected with a fast 40GbE network. The number of Actor nodes and the number of Actor processes running on a single Actor node can be increased. As for the Learner, a training process that updates Q-network parameter and its child process that replays prioritized experiences are running on the single Learner node. Multiple Actor processes push their experiences and priorities of a predefined batch size to Redis server, and the experience replay memory server pulls them periodically. The training process of Learner updates a deep neural network model by using batch of experiences sampled from the experience replay memory and then the updated model parameter is set to Redis. Actor and Learner are implemented with Python language and PyTorch as a machine learning library. One and two GPUs are used at Actor and Learner nodes, respectively, to accelerate the deep neural network inference and training. Redis server is implemented with C language. Actor and Learner access Redis server by using Python interface of Redis. The prioritized experience replay memory is implemented with SumTree data structure. Machine specification of the baseline implementation is listed in Table 1 of Section 5.

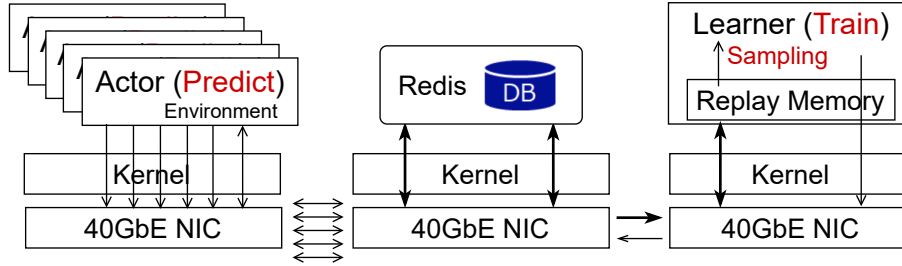


Figure 4: Baseline distributed deep reinforcement learning system in which Actor, shared memory (Redis), and Learner are implemented on different machines which are interconnected with 40GbE switch

3.2 Preliminary Evaluations

The baseline distributed deep reinforcement learning system is analyzed to see network access overheads. OpenAIGym [11] is a well-known reinforcement learning simulation environment, and Atari’s Breakout game in the environment is used as a reinforcement learning task in this analysis. Figure 5 shows a screenshot of our distributed deep reinforcement learning system when Breakout game is trained by using eight Actor processes. A game screen (background color: black) and score graph (background color: white) are displayed for each Actor in our management console implemented with Visdom [12]. Dueling Network Architecture [13] is a well-known deep neural network model used in DQN such as in [1]. It is used in our baseline in cooperation with double-DQN and n -step bootstrap target ($n = 3$) techniques. Input images (game screens in Figure 5) are gray-scaled and resized to 84×84 , and four resized frames are combined as a single input data; thus, the number of input nodes of the network is $4 \times 84 \times 84$. The number of actions is four, and thus, the number of output nodes is four.

Figure 6 shows execution time breakdown when the number of Actor processes is changed from one to eight. Each result consists of two bar graphs: Actors’ breakdown (upper) and Learner’s breakdown (lower). The Actors’ breakdown includes computation time, push experiences time, and pull parameters time. The Learner’s breakdown includes computation time, experience sampling time, and set parameters time. Batch size of experiences that Actor processes send at a time is set to 200 (approximately 42.7MB). Parameter size of a deep neural network model is approximately 13MB. Pull frequency of the parameters is once in 200 steps. Training batch size of experiences at Learner is set to 512, and the experience replay memory size is 65,536. These values are tuning parameters and their optimal values vary depending on a given environment.

In the graph, the more computation time the better. Although communication time for model parameters (i.e., pull parameters and set parameters) is not dominant, that for experiences at Actor nodes (i.e., push experiences) increases as the number of Actor processes is increased. Even when machines are interconnected by a high-bandwidth 40GbE

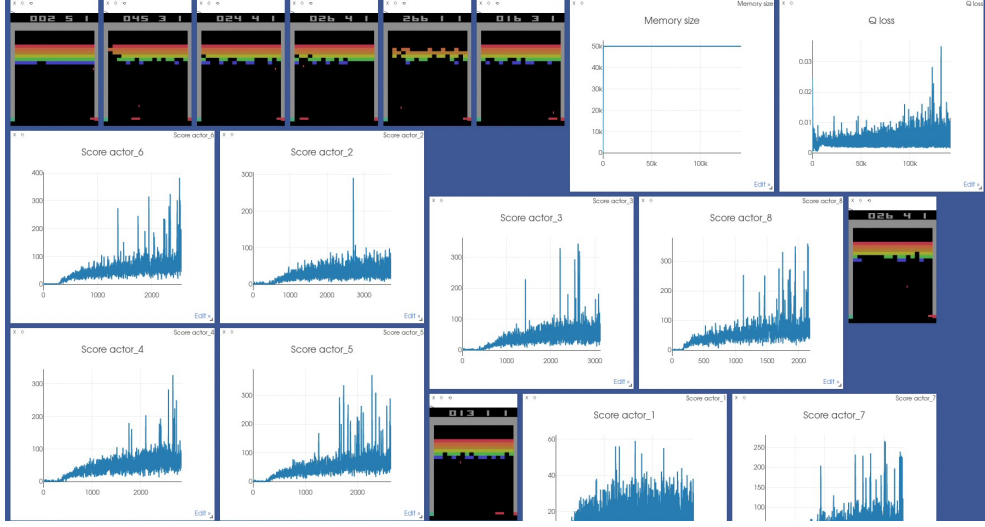


Figure 5: Screenshot of distributed deep reinforcement learning system when Breakout game is trained by eight Actors

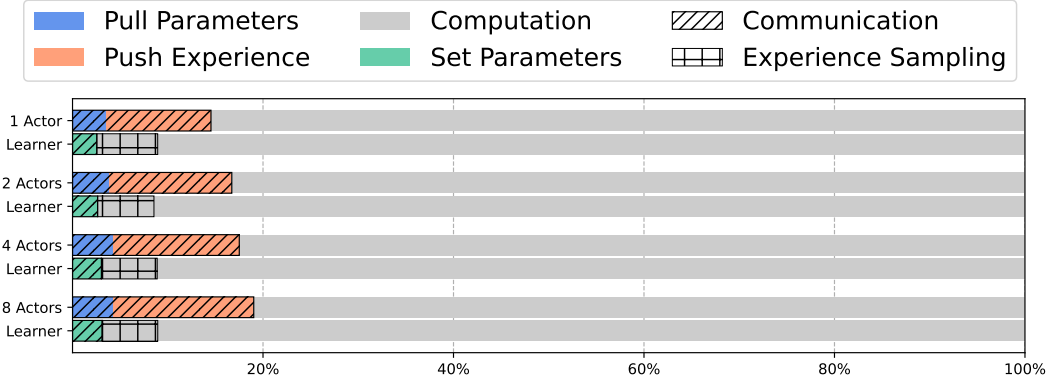


Figure 6: Execution time breakdown of baseline distributed deep reinforcement learning system

network, network access latencies degrade performance of a distributed deep reinforcement learning system. To reduce communication overheads in distributed deep reinforcement learning systems, a shared memory server and experience replay memory server where communication is concentrated are accelerated in the next section.

4 Network Optimization on Distributed Deep Reinforcement Learning

4.1 Low-Latency Shared Memory by DPDK

As the first network optimization, network access latency of a shared memory is reduced by applying DPDK to Redis server. In DPDK, dedicated threads running on specific CPU cores are polling the NIC, and user-space applications can directly access the NIC without intervention of OS kernel; thus, network processing overheads are reduced. Figure 7 illustrates an optimized distributed deep reinforcement learning system where DPDK is applied to the shared memory server (Redis). In this implementation, a low-latency shared memory server is built with DPDK, F-Stack, and F-Stack compatible Redis. In the center of figure, packets received by the NIC of shared memory server bypass TCP/IP stack of OS kernel so that they directly go to Redis server running on the application layer. Instead, a light-weight TCP/IP stack of F-Stack is used to access Redis server. It is used as a user-space network protocol stack in cooperation with DPDK as mentioned in Section 2.2. In this figure, the central node is exclusively used for F-Stack compatible Redis server, in which NIC port and CPU cores are occupied by DPDK and F-Stack processes. As F-Stack compatible Redis server, an implementation of [14] is used in this paper. Please note that only the Redis server is changed in this

implementation. Actors, Learner, and experience replay memory are not modified from the baseline distributed deep reinforcement learning system.

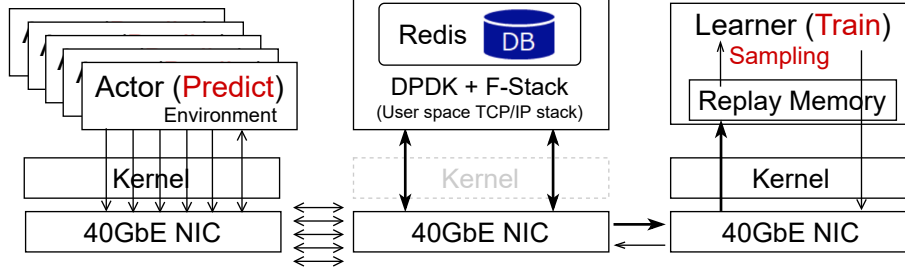


Figure 7: Distributed deep reinforcement learning system where DPDK is applied to shared memory server

4.2 Low-Latency Experience Replay Memory by DPDK

By introducing a low-latency shared memory server by DPDK, it is expected that experiences transfer throughput of Actors (i.e., push frequency of experiences) is improved. However, as Actor’s throughput is improved (e.g., using GPUs) and the number of Actors is increased, the number of experiences accumulated in a shared memory per time is also increased. Since an experience replay memory periodically pulls all the experiences from the shared memory, data transfer time by the experience replay memory would be a performance bottleneck when the number of experiences in the shared memory is increased. To eliminate this bottleneck, as the second network optimization, an experience replay memory is implemented in the same machine of the low-latency shared memory server by DPDK. Figure 8 illustrates another optimized distributed deep reinforcement learning system where an experience replay memory is co-located with the low-latency shared memory server. Experiences sent by multiple Actors are sampled at the low-latency shared memory server (i.e., central node) implemented with DPDK. In this case, already sampled experiences of the training batch size are only transferred to the Learner node, and thus data transfer between the shared memory node and Learner node can be significantly reduced.

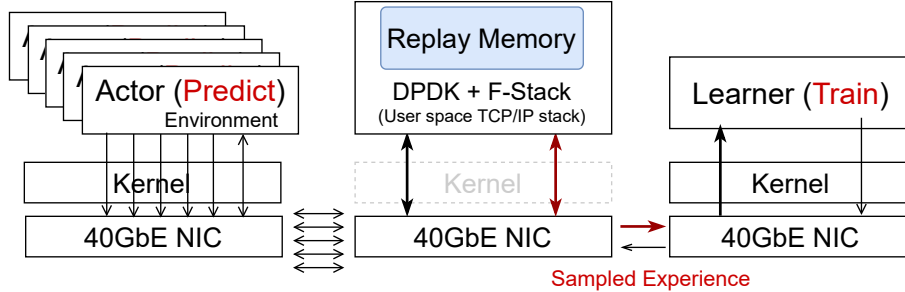


Figure 8: Distributed deep reinforcement learning system where experience replay memory is co-located with low-latency shared memory server

Since the F-Stack compatible Redis server is directly bind to NIC port without intervention of OS kernel, only packets sent to that NIC port from network can access the Redis server, which means that an experience replay memory process implemented on the same machine cannot access the F-Stack compatible Redis. Because of this limitation, in the second optimized implementation, we do not use the F-Stack compatible Redis as a low-latency shared memory server. Instead, we newly implement an F-Stack compatible experience replay memory that includes in-house shared memory functionality similar to Redis. In this case, since APIs provided by F-Stack are implemented with C/C++ language, our experience replay memory is also implemented with C/C++ language. In addition, Actor and Learner are modified to use ctypes structure in their communication protocol so that they can communicate with the new experience replay memory server implemented with C/C++ language.

Figure 9 illustrates new experience replay memory server including a shared memory implemented with DPDK and F-Stack. A CPU core dedicated to F-Stack is polling a specific NIC port in order to accelerate the network processing. As shown in Figure 8, multiple Actor processes are running on a single Actor node (i.e., left node). In the central node,

a micro-thread is launched for each Actor process to multiplex the network I/O at the experience replay memory server as detailed in Figure 9. These micro-threads are implemented by using co-routine APIs [15] provided by F-Stack.

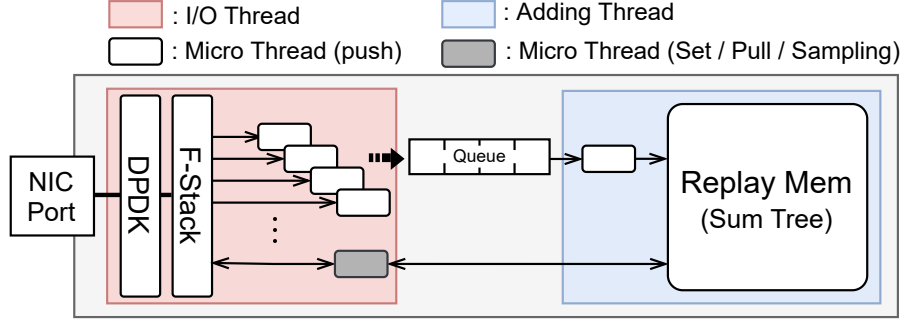


Figure 9: Experience replay memory server including shared memory implemented with DPDK and F-Stack

By using SumTree as a data structure of experience replay memory, computational complexity of a prioritized probabilistic sampling is $O(\log N)$ when the number of experiences is N . Please note that adding an experience to SumTree takes a computation cost of $O(\log N)$ and occupies a CPU core, which may prevent the polling-based network processing. To address this issue, a separate thread dedicated for adding experiences to SumTree (i.e., adding thread) is implemented as shown in Figure 9. I/O micro-threads and adding thread communicate via a queue structure in the experience replay server. This queue structure in this second optimized implementation is corresponding to Redis server in the first optimized implementation of Figure 7.

5 Performance Evaluations

The following two network optimizations on a distributed deep reinforcement learning system are evaluated in terms of network processing latencies.

1. Low-latency shared memory by DPDK (Figure 7)
2. Low-latency experience replay memory including shared memory by DPDK (Figure 8)

Here, an ideal evaluation metric is an execution time required to complete the Breakout game by our reinforcement learning system. According to [1], five to six hours are typically required to get a high score of the Breakout game when the number of Actor processes is 360; however, only up to ten Actor processes can be executed in our environment due to machine limitation, which means that the same evaluation metric is not feasible in this paper. Instead, the distributed deep reinforcement learning system before and after the network optimizations is evaluated in terms of 1) access latency to the shared memory, and 2) access latency to the experience replay memory. Table 1 shows machines used in the evaluation environment.

Table 1: Evaluation environment

	Actors machine	Shared/Replay memory machine	Learner machine
OS	Ubuntu 20.04	Ubuntu 20.04	Ubuntu 20.04
CPU	Intel Xeon E5-2637 v3 @3.5GHz	Intel Xeon CPU E5-2637 v3 @3.50GHz	Intel Xeon CPU E5-1620 v2 @3.50GHz
Memory	128 GB	512 GB	128 GB
GPU	GeForce RTX 3080 \times 1	—	GeForce GTX 1080Ti \times 2
CUDA/PyTorch	11.3 / 1.8.0+cu111	11.3 / 1.8.0+cu111	11.3 / 1.8.0+cu111
NIC	Intel Ethernet CNA XL710-QDA2	Intel Ethernet CNA XL710-QDA2	Intel Ethernet CNA XL710-QDA2
DPDK	—	20.11.0	—
Redis	—	5.0.5	—
Network		Mellanox 40G Switch SX1012	

5.1 Low-Latency Shared Memory by DPDK

Figure 10 shows Redis access latencies of Actor, Learner, and experience replay memory in the first optimized implementation (see Figure 7) when the number of Actor processes is changed from one to eight. The upper left, upper right,

and lower left graphs show the push latency of Actor, pull latency of Actor, and set latency of Learner, respectively. X-axis is the number of Actor processes and Y-axis is elapsed time in second. The lower right graph shows the number of experiences pulled by the experience replay memory per a communication time. In other words, it is the average number of experiences pulled from the shared memory during a pull communication of one second. By introducing the F-Stack based low-latency shared memory, the push latency of Actor, pull latency of Actor, and set latency of Learner are reduced by 32.7%-44.4%, 45.8%-58.0%, and 42.8%-58.9%, respectively. Since access latencies to the shared memory are reduced, the number of experiences pulled by the experience replay memory per a communication time is increased by 21.9%-31.9%. Although access latencies typically increase as the number of Actor processes is increased without F-Stack, the DPDK-based network optimization can slow down the increase of the latencies especially in the cases of pull latency of Actor and set latency of Learner. A communication latency reduction can increase net computation time for action search by Actors and training by Learner. It can also improve scalability on the number of Actor processes. In addition, since sending frequency of experiences by Actors is increased, it is expected that diversity of experiences to be sampled and trained is enhanced, which also reduces the number of training epochs required for the convergence.

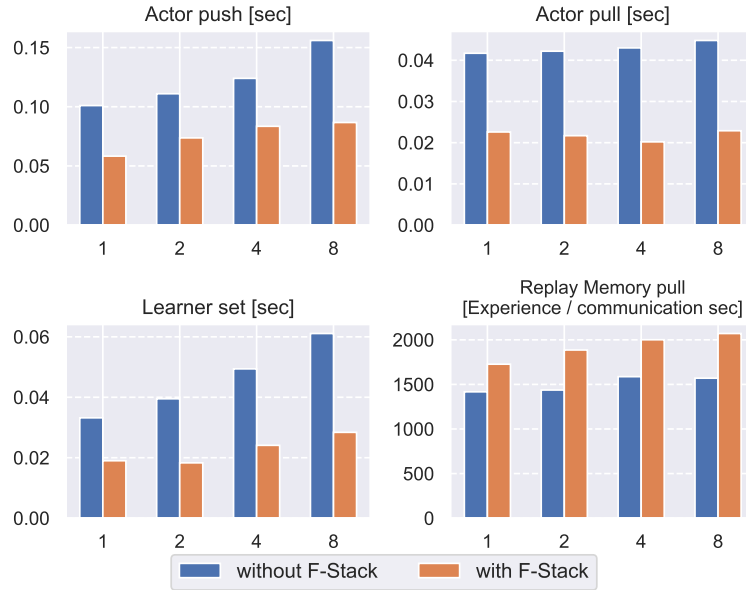


Figure 10: Evaluation result of access latency to shared memory (first optimized implementation)

5.2 Low-Latency Experience Replay Memory by DPDK

As the second optimized implementation, a low-latency experience replay memory including shared memory implemented with F-Stack is evaluated in terms of access latencies. Since an experience replay memory is moved from the Learner node to the shared memory node in the second optimized implementation, network access latencies between them are significantly reduced. The distributed deep reinforcement learning system with and without F-Stack based network optimization is evaluated in terms of the push latency of Actor and sampling latency of Learner over network (both of which have high impact on the latency) when the number of Actor processes is changed from one to eight. In Figure 11, the left and right graphs show the push latency of Actor and sampling latency of Learner over network, respectively. X-axis is the number of Actor processes, and Y-axis is elapsed time in second. By introducing the F-Stack based low-latency experience replay memory, the push latency of Actor and sampling latency of Learner over network are reduced by 11.7%-28.1% and 21.9%-29.8%, respectively.

In the first optimized implementation (i.e., low-latency shared memory by DPDK), the F-Stack compatible Redis, which is implemented with C language, is used as a shared memory server, while its experience replay memory is implemented in Python language. In the second optimized implementation (i.e., low-latency experience replay memory including shared memory by DPDK), on the other hand, since its experience replay memory is newly implemented with C/C++ language, a direct comparison between these two implementations may not be fair. Nevertheless, the second optimized implementation can further slow down the increase of these latencies due to increase of the number of Actor processes. Especially, in the second optimized implementation, a dedicated I/O micro-thread for each Actor is running at the experience replay memory server (i.e., central node), and it is observed that this further reduces expe-

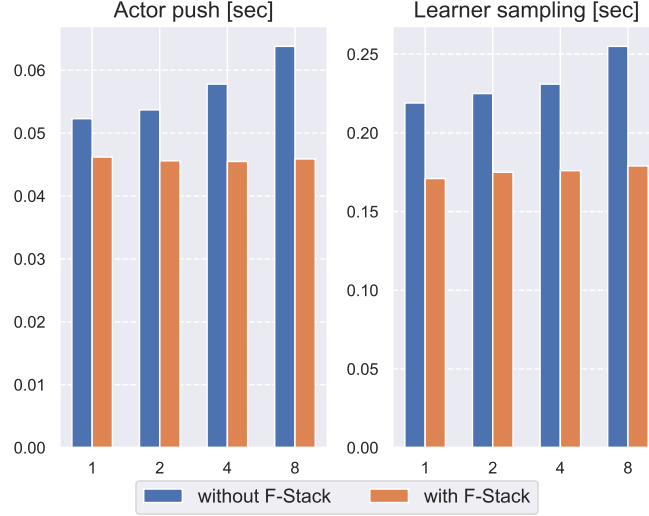


Figure 11: Evaluation result of access latency to experience replay memory (second optimized implementation)

rience push latency of Actors. Although micro-thread overheads can be slightly observed when the number of Actor processes is small, the latency reduction by F-Stack becomes significant as the number of Actor processes is increased. That is, the DPDK-based network optimizations become more beneficial especially with more Actor processes in distributed deep reinforcement learning systems. Although only a single CPU core is dedicated to an F-Stack (DPDK) process in our current implementation, to use more Actor processes, DPDK throughput should also be increased by introducing a multi-thread design of using DPDK and RSS (Receive Side Scaling).

5.3 Discussion

In our implementation, Actor node, shared memory (experience replay memory) node, and Learner node are interconnected with a 40GbE switch. In a practical use case, however, Actor processes should be deployed in edge environment since they are required to tightly interact with control objects in a field. We are expecting that our low-latency experience replay memory server should be located in edge servers and Learner is implemented in high-performance compute server or cloud. In our baseline and first optimized implementations, all the experiences acquired by Actors are transferred to Learner node. If we assume they are implemented in such edge-cloud architecture, a large amount of data is transferred between edge and cloud sides via WAN (Wide Area Network) and network access overheads would be more significant compared to 40GbE direction connection assumed in our evaluations, resulting in a lower training efficiency of the reinforcement learning. Thus, in addition to reducing network processing overhead by DPDK and F-Stack, it is required to reduce the communication size between edge and cloud sides via WAN. In this context, our second optimized implementation that co-locates the experience replay memory and shared memory in an edge server is advantageous since it can reduce the communication size over WAN in addition to reducing the network processing overhead by DPDK and F-Stack. Additional experiments on such edge-cloud environment over WAN are our future work.

6 Summary

To improve performance of deep reinforcement learning such as DQN, distributed deep reinforcement learning using a cluster of computers is a promising approach. In distributed deep reinforcement learning systems, since multiple nodes in different roles heavily communicate each other, their communication overheads negatively impact benefits of parallelization of Actor processes. In this paper, first, a baseline distributed deep reinforcement learning system inspired by [1] was built, and then DPDK-based low-latency shared memory and experience replay memory servers were implemented and deployed between Actor and Learner nodes interconnected with 40GbE. By introducing the in-network low-latency shared memory server between Actor and Learner nodes, their network access latencies were reduced by 32.7%-58.9%. By introducing the in-network experience replay memory server, experience push latency of Actors was reduced by 11.7%-28.1% and prioritized experience sampling latency over network was reduced by 21.9%-29.1%.

Although in this paper, Actor node, shared memory (experience replay memory) node, and Learner node are located in an ideal 40GbE network, it would also be a practical configuration where Actor nodes are distributed at edge environment, the experience replay memory server is located at an edge server, and high-performance Learner is served at cloud. In this case, our second optimized implementation is advantageous since it can reduce communication size over WAN in addition to reducing the network processing overhead by DPDK. As future work, we are currently preparing a long-haul communication environment using 10km optical fiber cable in order to make additional evaluations of the proposed in-network shared memory and experience replay memory servers on such an edge-cloud environment over WAN. A scalability analysis with more Actor nodes is also our future work.

References

- [1] Dan Horgan, John Quan, David Budden, Gabriel Barth-Maron, Matteo Hessel, Hado van Hasselt, and David Silver. Distributed Prioritized Experience Replay. In *Proceedings of the International Conference on Learning Representations (ICLR'18)*, May 2018.
- [2] Arun Nair, Praveen Srinivasan, Sam Blackwell, Cagdas Alcicek, Rory Fearon, Alessandro De Maria, Vedavyas Panneershelvam, Mustafa Suleyman, Charles Beattie, Stig Petersen, Shane Legg, Volodymyr Mnih, Koray Kavukcuoglu, and David Silver. Massively Parallel Methods for Deep Reinforcement Learning. In *arXiv:1507.04296*, Jul 2015.
- [3] Data Plane Development Kit. <https://www.dpdk.org>.
- [4] Tom Schaul, John Quan, Ioannis Antonoglou, and David Silver. Prioritized Experience Replay. In *Proceedings of the International Conference on Learning Representations (ICLR'16)*, May 2016.
- [5] F-Stack. <http://www.f-stack.org>.
- [6] DPDK-ANS. <https://github.com/ansyun/dpdk-ans>.
- [7] Masaki Furukawa, Tomoya Itsubo, and Hiroki Matsutani. An In-Network Parameter Aggregation using DPDK for Multi-GPU Deep Learning. In *Proceedings of the International Symposium on Computing and Networking (CANDAR'20)*, pages 108–114, Nov 2020.
- [8] Tomoya Itsubo, Michihiro Koibuchi, Hideharu Amano, and Hiroki Matsutani. Accelerating Deep Learning using Multiple GPUs and FPGA-Based 10GbE Switch. In *Proceedings of the International Conference on Parallel, Distributed, and Network-Based Processing (PDP'20)*, pages 102–109, Mar 2020.
- [9] Horovod. <https://horovod.ai>.
- [10] Redis. <https://redis.io>.
- [11] OpenAI Gym. <https://gym.openai.com>.
- [12] Visdom. <https://github.com/fossasia/visdom>.
- [13] Ziyu Wang, Tom Schaul, Matteo Hessel, Hado Hasselt, Marc Lanctot, and Nando Freitas. Dueling Network Architectures for Deep Reinforcement Learning. In *Proceedings of the International Conference on Machine Learning (ICML'2016)*, pages 1995–2003, Jun 2016.
- [14] F-Stack Redis. <https://github.com/F-Stack/f-stack/tree/dev/app/redis-5.0.5>.
- [15] F-Stack Micro Thread. https://github.com/F-Stack/f-stack/tree/dev/app/micro_thread.