

NO ONE REPRESENTATION TO RULE THEM ALL: OVERLAPPING FEATURES OF TRAINING METHODS

Raphael Gontijo-Lopes, Yann Dauphin & Ekin D. Cubuk

Google Research, Brain Team

{iraphael, ynd, cubuk}@google.com

ABSTRACT

Despite being able to capture a range of features of the data, high accuracy models trained with supervision tend to make similar predictions. This seemingly implies that high-performing models share similar biases regardless of training methodology, which would limit ensembling benefits and render low-accuracy models as having little practical use. Against this backdrop, recent work has developed quite different training techniques, such as large-scale contrastive learning, yielding competitively high accuracy on generalization and robustness benchmarks. This motivates us to revisit the assumption that models necessarily learn similar functions. We conduct a large-scale empirical study of models across hyper-parameters, architectures, frameworks, and datasets. We find that model pairs that diverge more in training methodology display categorically different generalization behavior, producing increasingly uncorrelated errors. We show these models specialize in subdomains of the data, leading to higher ensemble performance: with just 2 models (each with ImageNet accuracy $\bar{76.5\%}$), we can create ensembles with 83.4% (+7% boost). Surprisingly, we find that even significantly low-accuracy models can be used to improve high-accuracy models. Finally, we show diverging training methodology yield representations that capture overlapping (but not supersetting) feature sets which, when combined, lead to increased downstream performance.

1 INTRODUCTION

Over the years, the machine learning field has developed myriad techniques for training neural networks. In image classification, these include data augmentation, regularization, architectures, losses, pre-training schemes, and more. Such techniques have highlighted the ability of networks to capture diverse features of the data: textures/shapes (Geirhos et al., 2018), robust/non-robust features (Ilyas et al., 2019), and even features that fit a random, pre-determined classifier (Hoffer et al., 2018).

Despite this representation-learning power, methods that yield high generalization performance seem to produce networks with little behavior diversity: models make similar predictions, with high-accuracy models rarely making mistakes that low-accuracy models predict correctly (Mania et al., 2019). Additionally, the quality of features learned (e.g.: for downstream tasks) seems dictated by upstream performance (Kornblith et al., 2019). Finally, training on subsets of the data yields low-accuracy models that don't make performant ensembles (Nixon et al., 2020). This seemingly suggests that high-performing models share similar biases, regardless of training methodology.

Without behavior diversity, ensemble benefits are limited to reducing noise, since models make correlated errors (Perrone & Cooper, 1992; Opitz & Maclin, 1999). Without feature diversity, representations might not capture important features for downstream tasks, since feature reuse has been shown to be crucial for transfer learning (Neyshabur et al., 2020). Without knowing the effect of training methodology, one might conclude that low-accuracy models have no practical use, since their predictions would be dominated by high-accuracy ones.

One open question is if these findings faced unavoidable selection bias, since the highest-performing models have historically been trained with similar supervised objectives on IID datasets. Up until recently, this hypothesis was difficult to test. That changed with the recent success of large-scale contrastive learning, which produces competitively-high accuracy on standard generalization and robustness benchmarks (Radford et al., 2021; Jia et al., 2021). This motivates revisiting the question:

How does training methodology affect learned representations and prediction behavior?

To settle these questions, we conduct a systematic empirical study of 82 models, which we train or collect, across hyper-parameters, architectures, objective functions, and datasets, including the latest high performing models CLIP, ALIGN, SimCLR, BiT, ViT-G/14, and MPL. In addition to using different techniques, these new models were trained on data collected very differently, allowing us to probe the effect of both training objective, as well as pre-training data. We categorize these models based on how their training methodologies diverge from a typical, base model and show:

1. Model pairs that diverge more in training methodology (in order: reinitializations \rightarrow hyper-parameters \rightarrow architectures \rightarrow frameworks \rightarrow datasets) produce increasingly uncorrelated errors.
2. Ensemble performance increases as error correlation decreases, due to higher ensemble efficiency. The most typical ImageNet model (ResNet-50, 76.5%), and its most different counterpart (ALIGN-ZS, 75.5%) yield 83.4% accuracy when ensembled, a +7% boost.
3. Contrastively-learned models display categorically different generalization behavior, specializing in subdomains of the data, which explains the higher ensembling efficiency. We show CLIP-S specializes in antropogenic images, whereas ResNet-50 excels in nature images.
4. Surprisingly, we find that low-accuracy models can be useful if they are trained differently enough. By combining a high-accuracy model (BiT-1k, 82.9%) with *only* low-accuracy models (max individual acc. 77.4%), we can create ensembles that yield as much as 86.7%.
5. Diverging training methodology yield representations that capture overlapping (but not super-setting) feature sets which, when concatenated, lead to increased downstream performance (91.4% on Pascal VOC, using models with max individual accuracy 90.7%).

2 RELATED WORK

Diversity in Ensembles. It is widely understood that good ensembles are made of models that are both accurate and make independent errors (Perrone & Cooper, 1992; Opitz & Maclin, 1999; Wen et al., 2020). Beyond improving ensemble performance, finding diverse solutions that equally well explain the observations can help quantify model uncertainty (also known as epistemic uncertainty) – what the model does not know because training data was not appropriate (Kendall & Gal, 2017; Fort et al., 2019). Many works have explored ways of finding such solutions (Izmailov et al., 2018). Bootstrapping (Freund et al., 1996) (ensembling models trained on subsets of the data) was found not to produce deep ensembles with higher accuracy than a single model trained on the entire dataset (Nixon et al., 2020). Another work has examined the effect of augmentation-induced prediction diversity on adversarial robustness (Liu et al., 2019). More relevant to us, Wenzel et al. (2020) and Zaidi et al. (2021) have explored the effect of random hyper-parameters and architectures respectively, finding best ensembles when combining diverse models, albeit still considering similar frameworks.

Model Behavior Similarity. These attempts were hindered as many high-performing techniques seem to produce similar prediction behavior. Mania et al. (2019) demonstrates, via “dominance probabilities”, that high-accuracy models rarely make mistakes that low-accuracy models predict correctly. This indicates that, within the models studied, high-accuracy models “dominate” the predictions of low-accuracy ones. Recht et al. (2019) shows that out-of-distribution robustness seems correlated with in-distribution performance. Relatedly, Kornblith et al. (2019) shows that upstream and downstream performance are very correlated. These jointly indicate that high-accuracy models learn strictly better representations, diminishing the importance of low-accuracy solutions (even if they are diverse). Finally, Fort et al. (2019) shows that subspace-sampling methods for ensembling generate solutions that, while different in weight space, remain similar in function space, which gives rise to an insufficiently diverse set of predictions.

Contrastive-Learning Models; Different Large-Scale Datasets. This model behavior similarity might be explained by the fact that the training techniques that yield high performance on image classification tasks have been relatively similar, mostly relying on supervised learning on ImageNet, optionally pre-training on a dataset with similar distribution. Recently, various works have demonstrated the effectiveness of learning from large-scale data using contrastive learning (Radford et al., 2021; Jia et al., 2021). They report impressive results on out-of-distribution benchmarks, and have been shown to have higher dominance probabilities (Andreassen et al., 2021). These represent some of the first models to deviate from standard supervised training (or finetuning) on downstream data, while still yielding competitive accuracy. They add to the set of high-performing training techniques,

which include data augmentation (Cubuk et al., 2018; 2020), regularization (Srivastava et al., 2014; Szegedy et al., 2016; Ghiasi et al., 2018), architectures (Tan & Le, 2019; Dosovitskiy et al., 2020; Hu et al., 2018; Iandola et al., 2014; Li et al., 2019; Szegedy et al., 2016; Simonyan & Zisserman, 2014; Sandler et al., 2018), losses (Chen et al., 2020; Radford et al., 2021; Jia et al., 2021), pre-training schemes (Kolesnikov et al., 2020; Pham et al., 2021), and provide the motivation for revisiting the question of whether training methodology can yield different model behavior.

3 METHOD

3.1 MODEL CATEGORIZATION

In order to evaluate the performance of learned representations as a function of training methodology, we define the following categories, which classify model pairs based on their training differences:

1. **Reinits:** identical models, just different in reinitialization.
2. **Hyper-parameters:** models of the same architecture trained with different hyper parameters (e.g.: weight decay, learning rate, initialization scheme, etc).
3. **Architectures:** models with different architectures, but still trained within the same framework and dataset (e.g.: ResNet and ViT, both with ImageNet supervision).
4. **Frameworks:** models trained with different optimization objectives, but on same dataset (e.g.: ResNet and SimCLR, respectively supervised and contrastive learning on ImageNet).
5. **Datasets:** models trained on large-scale data (e.g.: CLIP or BiT – trained on WIT or JFT).

In some sense, model categories can be supersets of one another: when we change a model architecture, we may also change the hyper-parameters used to train such architecture, to make sure that they are optimal for training this new setting. Unless stated otherwise, all ensembles are comprised of a fixed base model, and another model belonging to one of the categories above. This way, each category is defined relative to the base model: model pairs in a given category will vary because Model 2 is different than the base model along that axis. The result is that as we navigate along model categories (Reinit \rightarrow ... \rightarrow Dataset), we will naturally be measuring the effect of *increasingly dissimilar training methodology*. See Appendix Table 1 for details.

3.2 MODEL SELECTION

We collect representations and predictions for 82 models, across the many categories above. We fix ResNet-50, trained with RandAugment, as our base model. ResNet is a good candidate for a base model since it is one of the most typical ImageNet classification models, and the de-facto standard baseline for this task. In total, we train/collect models in the categories: 1) Reinit; 2) Hyper-parameters (51): varying dropout, dropblock, learning rate, and weight decay, sometimes jointly; 3) Architectures (17): including EfficientNet, ViT, DenseNet, VGG; 4) Framework (2): including SimCLR, and models trained with distillation; and 5) Dataset (12): including CLIP, ALIGN, BiT, and more, trained on WIT (Radford et al., 2021), the ALIGN dataset, JFT (Sun et al., 2017), etc. We additionally collect high-performing models MPL, ALIGN (L-BFGS), ViT-G/14, BiT-1k, CLIP-L, EfficientNet-B3 for some of our analyses. These are some of the latest, highest-performing models for ImageNet classification.

We found it necessary to calibrate all models using temperature scaling (Roelofs et al., 2020; Guo et al., 2017) to maximize ensemble performance. Finally, unless stated otherwise, we only use models in the same narrow accuracy range (74-78% accuracy on ImageNet), which guarantees that the effects observed are indeed a function of diverging training methodology, and not of any given model being intrinsically more performant than another. A complete list of models can be found in the Appendix.

3.3 ENSEMBLING

In our paper, we use ensembling as a tool for understanding: as such, our goal is **not** to find methods to ensemble the highest accuracy models and reach state-of-the-art. Instead, we wish to use ensembling to probe whether/when training methodology yields uncorrelated (and therefore useful) predictions.

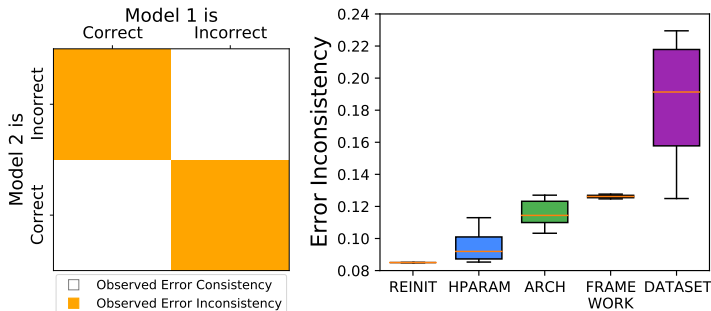


Figure 1: **As training methodology diverges (Reinit \rightarrow Dataset), errors become uncorrelated.** *Left:* ‘Observed error inconsistency’ is the fraction of examples where only one model in the pair makes a correct prediction. Higher error inconsistency indicates the model errors are uncorrelated. *Right:* As models are trained with increasingly different methodologies, their error inconsistency grows, providing an opportunity for converting these examples into correct ensemble predictions.

4 RESULTS

In order to understand whether model similarity reported in literature varies as a function of training methodology, we evaluate error correlation by measuring the number of test-set examples where one model predicts the correct class, and the other predicts an incorrect class. We call this **Error Inconsistency**, as it complements the error consistency measure, defined in Geirhos et al. (2020).

We choose error inconsistency to measure error correlation because it allows us to connect the ensemble prediction diversity (which we are interested in quantifying) directly into performance. That is, when errors are consistent (i.e.: both models make a correct prediction, or both models make an incorrect prediction), this agreement directly translates into higher/lower accuracy after ensembling. When errors are inconsistent (i.e.: when one model is correct and another is incorrect), the ensemble prediction will be determined by the models’ confidences. If a model is sufficiently confident, its prediction will “win” the ensembling procedure. If this model’s prediction was correct, we say that this prediction was “converted” into a correct ensemble prediction.

4.1 AS TRAINING METHODOLOGY DIVERGES, ERRORS BECOME MORE UNCORRELATED

In Fig. 1 we see that, as we compare increasingly different training methodologies (“Reinit” \rightarrow ... \rightarrow “Dataset”), error inconsistency increases – the number of examples where *only one* model makes a correct prediction. This indicates that as training methodology diverges, model predictions become dissimilar and, as a result, errors become uncorrelated. As the framework and dataset categories can be orthogonal, we note that models with the most error inconsistency tend to modify both.

This also represents an opportunity for these uncorrelated mistakes to be converted into a correct prediction, when we ensemble the models. Such an opportunity will be beneficial if the conversion rate of these examples is higher than the decrease in number of examples where both models made correct predictions. As we will see in the following section, this indeed happens.

4.2 AS UNCORRELATED ERRORS INCREASE, SO DOES ENSEMBLE EFFICIENCY

In order to assess whether these increased uncorrelated errors can be beneficial, we measure how models in the various categories ensemble. That is, we ensemble our base model with models of the various categories, and measure the ensemble’s accuracy, relative to its member models.

Per Fig. 2, as uncorrelated errors increase, so does ensemble performance (left). Additionally, because we restrict our models to ones within the narrow accuracy range 74-78%, we guarantee that this relative improvement translates into absolute improvement (center), and is not due to any individual ensemble member being intrinsically better than another. Relative to our base model ResNet-50 (76.5% on ImageNet), the most differently-trained model ALIGN-ZeroShot (75.5%) yields 83.4% top-1 accuracy when ensembled, a boost of nearly 7% accuracy.

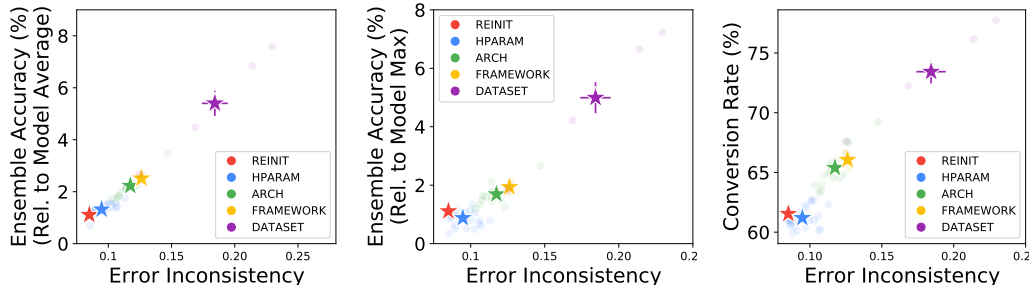


Figure 2: **As uncorrelated errors increase, so does ensemble performance** (left, center), **and so does ensemble efficiency** (right). *Left*: Error inconsistency is linearly correlated with the ensemble performance improvement, relative to the mean accuracy of the models in the ensemble. Stars represent averages over models in each category (w/ error bars). *Center*: Because we limited our analysis to models in the same 74-78% accuracy range, the increase in relative accuracy translates into absolute accuracy boost, with best performing ensembles comprising of models whose training methodologies are most different. *Right*: Surprisingly, the conversion rate – the rate at which these examples are converted into correct predictions by the ensemble – also increases. This indicates that the benefits of combining divergently-trained models go beyond increasing the number of examples that *can* become correct predictions, to also increasing how efficiently these examples *do* become correct predictions.

Taken together, these results mean that combining models with diverse training methodologies can yield performance improvements that offset the decrease in examples where both models are correct. To explain this relative boost, we also measure the conversion rate of each ensemble – the rate at which inconsistent errors are converted into correct ensemble predictions. Surprisingly, this rate also increases as training methods diverge (Fig. 2, right). This means that different training methods not only yield more opportunities for ensemble benefits, but also more efficient ensembles.

4.3 DISSIMILAR TRAINING METHODOLOGIES CREATE SPECIALIZED MODELS

To understand how diverging training setups create efficient ensembles, we measure the specialization of ensemble member models. We first note that, for a model’s prediction to “win” the ensembling process, it only needs to be sufficiently more confident than the other model’s prediction. This means that we can measure specialization by the relative confidence of two models. We do this by measuring the angle distance θ in the confidence-confidence plot (see Fig. 3, top left). When θ is high, Model 1 is more confident (relative to Model 2), and vice-versa.

In Fig. 3, we use θ to understand the specialization of different models categories. To simplify our analysis, we compare three different ensembles, from the categories Reinit (Model 2: ResNet-50), Architecture (EfficientNet-B3), and Dataset (CLIP-S), as they are representative of the spread of error correlation. When we plot a histogram of examples as a function of θ , we find that: 1) As observed in Fig. 1, when training methods diverge, the models make mistakes in different sets of examples 2) As training methods diverge, Model 1 tends to be more confident in examples where only Model 1 is correct, and vice-versa for Model 2. This effect is most striking when we look at the Dataset category, where Model 2 (CLIP-S) is significantly more confident than Model 1 (ResNet-50) in examples where only CLIP-S predicts correctly, and vice-versa. This is in contrast with Reinit, where models don’t seem to be significantly more confident than each other at all.

These results show: as training methodology diverges, model specialize to different data subdomains.

4.4 MODEL SPECIALIZATION DEPENDS ON TRAINING METHODOLOGY

Next, we want to investigate what kind of data each model category specializes to. In Fig. 4, we plot the same data as Fig. 3, but we divide the examples along their ImageNet class IDs. This allows us to inspect whether a given model is more/less specialized in a given class.

As before, we find that, while models in the Architecture category demonstrate higher specialization (Model 1 tends to be more confident in examples where it is correct, and vice versa for Model 2),

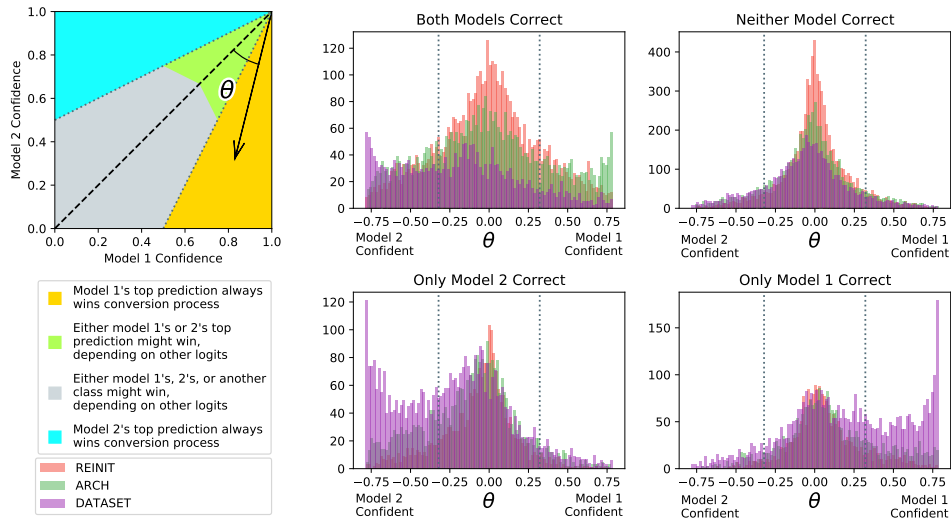


Figure 3: **Differently-trained models specialize:** We plot histograms of examples where at least one ensemble produced error inconsistency, as a function of specialization measure θ , the angle distance in the confidence-confidence plot (upper left). As we saw in Fig. 1, when model training setups diverge (Reinit \rightarrow Arch \rightarrow Dataset), the fraction of consistent errors decreases (upper center & right), in favor of more error inconsistency (lower center & right). This added error inconsistency comes with specialization of the models in an ensemble: when only Model 1 makes a correct prediction, it is often more confident (lower right), and vice-versa for Model 2 (lower center). Faint dotted lines indicate values of θ for which a model’s top-1 prediction is likely to prevail at ensemble time.

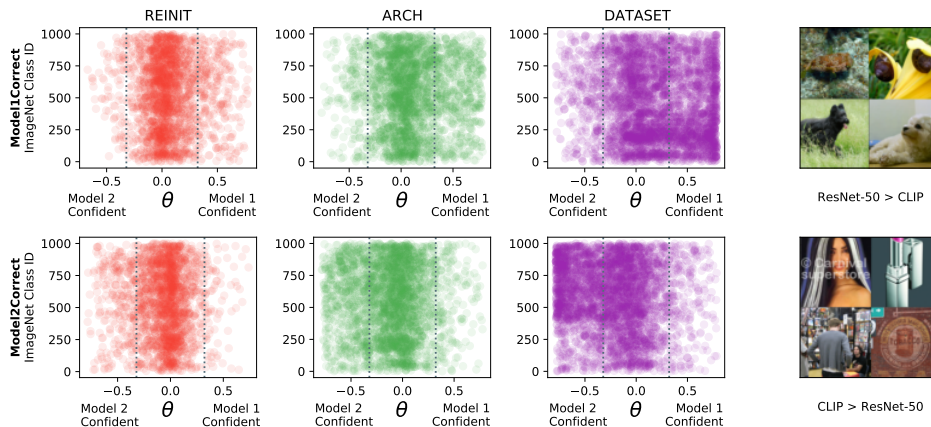


Figure 4: **Specialization type depends on training setup:** When models differ in dataset (right plot), not only is specialization highest (see Fig. 3), but also this specialization happens in different classes – CLIP is better at anthropogenic classes (cids 500-900) than ResNet-50, which is better at nature classes (cids 0-300; Right detail). When models differ in their architecture (Center plot), they are more specialized than reinitializations (Left plot), but such specialization does not correlate with specific classes.

this specialization does not seem to correlate with specific classes. In contrast, not only do models of the Dataset category display more specialization, but this specialization seems to be correlated with groups of classes. In particular, CLIP-S seems to specialize to anthropogenic images, whereas ResNet-50 seems to specialize to nature images. We suspect this phenomena is a result of CLIP-S being trained on a dataset that was collected independently, and much differently than the one used to train our base model, ResNet-50.

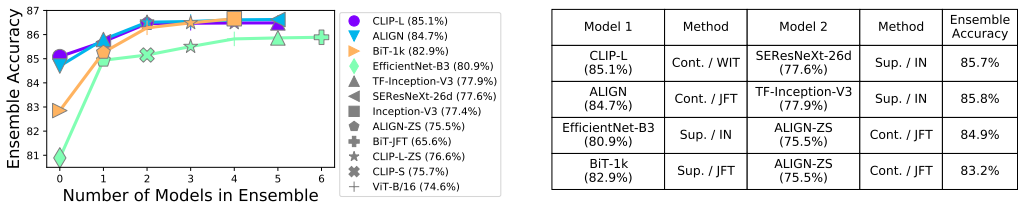


Figure 5: **Lower-accuracy models can benefit high-accuracy ensembles:** *Left:* Starting with 4 high-accuracy models (colored markers; CLIP-L, ALIGN, BiT-1k, EfficientNet-B3), we greedily select the best lower accuracy models (each with max individual accuracy 77.9%, indicated in the legend) to ensemble, and plot the ensemble’s accuracy. Colors indicate which high-accuracy model the ensemble begins with, shapes indicate which models are added. By adding only lower-accuracy models to a high-accuracy one, we are able to create ensembles that reach as high as 86.7%. This shows that lower-accuracy models can be made useful, if they are diverse enough. *Right:* In each case, the best first model to add is one that complements the base model’s training methodology.

4.5 DIFFERENT ENOUGH LOWER-ACCURACY MODELS CAN IMPROVE ACCURACY

In classic machine learning, a common way to create high-performing ensembles is to create specialized models with bootstrapping (Freund et al., 1996), where models are trained on subsets of the data and subsequently ensembled. In deep learning, bootstrapping has not been found to work well, since training on IID subsets of the data (with similar methodology) does not seem to yield ensembles that perform better than an individual model trained on the entire dataset (Nixon et al., 2020). This seems to indicate that lower-accuracy models would have little practical benefit for performance.

In order to investigate this, and encouraged by the finding that differently-trained models can be experts in subdomains of the data, we ask whether lower-accuracy models can be beneficial. After all, some of the models in the Dataset category were trained on much larger-scale datasets (JFT, WIT), which are collected independently.

To do this, we first combine our base model, ResNet-50 (76.2%), with a lower-accuracy model trained very differently, CLIP-S-ZeroShot (63.3%, “Dataset” category), and observe a performance boost (77.7%). To push this idea further, we combine a high-accuracy model (BiT-1k, 82.85%) with *only* lower-accuracy models (max individual accuracy 77.44%), by greedily selecting ensemble members that maximize accuracy. With this procedure, we can create ensembles that yield as much as 86.66%. In Fig. 5, we repeat this procedure for 3 additional high-accuracy models and find that lower-accuracy models can consistently improve the accuracy of high-accuracy models. Importantly, the low-accuracy models need to be different enough in their training methodology (in terms of Sec. 3.1 categories): for a given high-accuracy model, the most beneficial lower-accuracy model to ensemble is one trained with a different loss and/or dataset, often both. See table in Fig. 5 for details.

This result calls into question the idea that the information learned by high accuracy models is a strict superset of those learned by low accuracy models, which we explore further in sections below.

4.6 SPECIALIZATION COMES FROM OVERLAPPING (BUT NOT SUPERSETTING) REPRESENTATIONS

In order to explain why differently-trained models specialize, we posit that training methodology changes the features learned by individual models. In this view, models trained differently would have an overlapping (but not supersetting) set of features which, when combined, provide more information for classification than any individual model’s representation could.

We test this directly by concatenating the features of our base model (ResNet-50) with those of the models above (ResNet-50, EfficientNet-B0 and CLIP-S), and linearly evaluating these combined features on ImageNet classification. More specifically, we first randomly select features from the base model and each other model at inversely proportional rates. For example, we concatenate 25% of ResNet-50 features with 75% of CLIP-S features, yielding a final embedding that is at most the same dimensionality of the ResNet-50 features. This guarantees that any performance boost is not due to a higher number of dimensions being available, but by the quality of the features represented.

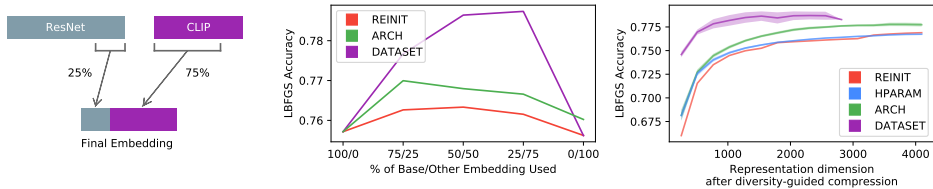


Figure 6: **Specialization comes from overlapping (not supersetting) representations.** When we combine the representations of two models at different rates (Left, 25/75 using 25% of the ResNet embedding and 75% of the other model’s embedding), we find that: 1) despite being smaller number of dimensions, the concatenated embeddings (Center, e.g.: 50/50) yield higher LBFSG accuracy than the complete embedding of any of the two models (100/0 or 0/100). This indicates that each model has learned overlapping, but not supersetting, features, which when combined maximize performance. 2) when we combine embeddings of models that are more differently-trained (Center, “Reinit” → “Dataset”), we find bigger gains, indicating that divergent training induces the learning of different features. When we compress the concatenated representations using a diversity heuristic, we find that differently-trained embeddings are also more efficiently compressible, reaching higher accuracies with fewer dimensions (Right, see text for details). See Appendix for L-BFGS implementation details.

In Fig. 6 (center), we see that the best performance is obtained when features are combined. Additionally, we find that combining features yields higher performance as training methodology diverges, with the best performing combination being ResNet-50 + CLIP-S. Concurrent work similarly finds that different training objectives yield different final-layer feature embeddings (Grigg et al., 2021). This seems to confirm the idea that the methods used to train networks can generate diverse features, which capture information that neither embedding alone has captured.

To push this further, we ask how efficiently these representations capture important features of the data. To test this, we first compute the covariance of each dimension of embeddings from both models (e.g.: ResNet-50 and CLIP-S). This gives us a ranking of highest to lowest covariance dimensions, which we use as a measure of diversity. We then select features in order of most diverse to least diverse, and linearly evaluate them on ImageNet classification.

Fig. 6 (right) shows how divergently-trained models yield more diverse (and therefore more compressible) features. We tested multiples of 256 features, and found that Reinit models needed 2304 features on average to achieve 76% accuracy. In contrast, Hyperparameter models required 2057, Architecture 1392, and Dataset only required 512 features.

4.7 DOWNSTREAM TASK PERFORMANCE

With the knowledge that diverse training leads to diverse feature embeddings, we ask whether these can transfer better to downstream tasks. In order to maximize performance, we pick three of the highest accuracy models on ImageNet, that are also representative of very diverse training setups. Meta-Pseudo Labels (MPL) was the previous SOTA on ImageNet, reporting 90.24% top-1 accuracy (Pham et al., 2021). It is trained with a teacher network that generate pseudo labels on unlabeled data to teach a student network, whose performance on the labeled set is then used to adapt the teacher. It is trained on the JFT-300M dataset. ViT-G/14 is the current SOTA, with 90.45% top-1 accuracy (Zhai et al., 2021), when measured with EMA (Polyak & Juditsky, 1992). We obtained our image embeddings without the use of EMA, so we find effective accuracy of 88.93%. It is trained supervisedly, on JFT-3B, a larger version of the JFT-300M dataset. Finally, CLIP-S is a contrastive learning model trained on the WIT dataset, yielding 75.7% top-1 accuracy (with L-BFGS linear evaluation of its features on ImageNet) (Radford et al., 2021). Despite being a lower accuracy model, as we will see, it is a useful model.

In order to test the downstream generalization ability of these models’ learned representations, we linearly evaluate them on Pascal VOC (Everingham et al., 2010) using the same evaluation method as Kornblith et al. (2019). Pascal VOC is a multi-label image classification benchmark, with 20 diverse classes ranging from vehicles, animals, household objects and people. This diversity of scenes make it an interesting downstream task to study. Performance on this benchmark is measured by 11-point mAP Everingham et al. (2010).

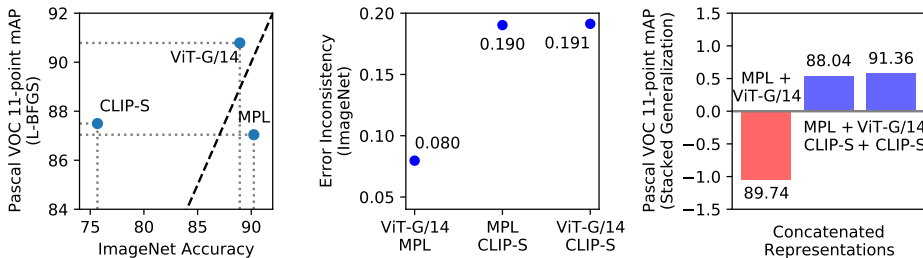


Figure 7: **Diverse training methodologies yield the best downstream performance.** *Left:* The highest-accuracy ImageNet model (MPL) is not the best-performing on Pascal VOC. *Center:* CLIP-S is the model with the most prediction diversity, among the models analyzed. *Right:* Combining models that are most diverse seems to yield the biggest boost when performing stacked generalization on a downstream task (i.e.: training a linear layer on top of 2 models’ concatenated embeddings).

In Fig.7 we find that, surprisingly, the highest performing model on ImageNet (MPL) is not the best performing model on VOC. We also see that the contrastive model CLIP-S deviates from the linear trend described in Kornblith et al. (2019). This is surprising since this linear trend was previously reported with really high correlation. Indeed, when compared with the other models, CLIP-S yields the most prediction diversity on ImageNet. We additionally test how the combined features perform by concatenating them pairwise and performing linear evaluation on top of these feature combinations – known as Stacked Generalization (Wolpert, 1992). The highest performing model combinations (on VOC) are ones which combine differently trained models. Further, the best combinations do not even include MPL, which indicates that diversity can be better indicator of downstream performance than any single model’s accuracy.

We posit that the reason diversely-trained model combinations yield highest performance on this downstream task is due to the diversity of features learned, which provide higher coverage of features captured that explain the data. This allows for better feature reuse, which is crucial for transfer learning (Neyshabur et al., 2020).

5 CONCLUSION

We have shown that diverse training methodologies, in particular, training with diverse optimization objectives on different large-scale datasets, can produce models that generate uncorrelated errors. These models ensemble more efficiently, attaining higher ensembling accuracy, since their different training setups allows them to specialize to different subdomains of the data. Due to this specialization, different-enough models can be useful for achieving high accuracies, even if they display low accuracies individually. Finally, we have also shown that they learn overlapping (but not supersetting) features, and that combining their embeddings can boost downstream performance.

The importance of behavior diversity has been highlighted in different fields. In signal processing, sensor fusion – the combination of signals from multiple sensors into a more accurate estimation – relies on these sensors making independent errors. In deep reinforcement learning, it has been hypothesized that maximizing the coverage of possible behaviors of an agent may help it acquire the skills that are useful (Eysenbach et al., 2018). In image classification, the model is our agent, its predictions the behavior, and ensembling our sensor fusion.

Our work demonstrates that this diversity of features is possible, and highlights a key question: *why didn’t SGD learn it?* Perhaps there exists an objective that can produce a single best/supersetting representation but, as we’ve shown, none of our existing training methodologies have found it.

If we look closely, our results may also provide clues for why this is the case. To find models with categorically different generalization behavior, we had to train them with objectives that do not directly maximize the classification accuracy we are ultimately interested in. In our collective search for novelty, we have stumbled upon the decade-old finding that some problems are best solved by methods that ignore the objective, since “the objective function does not necessarily reward the stepping stones in the search space that ultimately lead to the objective” (Lehman and Stanley, 2008).

Together, our results provide encouragement for machine learning practitioners to continue creating methodologies to train high-performing models, including new frameworks & datasets, in order to expand the types of features our models learn, behaviors they exhibit, and novel ways to train them.

ACKNOWLEDGMENTS

We would like to thank the following people for their early feedback, thoughtful discussions, and help over the course of this project: Becca Roelofs, Ben Poole, Simon Kornblith, Niki Parmar, Ben Caine, Keren Gu, Ethan Dyer, Anders Andreassen, Katherine Heller, Chiyuan Zhang, Jon Shlens, Tyler Scott, Gamaleldin Elsayed, Rosanne Liu, Dan Hendrycks, Samy Bengio, Hieu Pham, Thomas Unterthiner, Chao Jia, Mostafa Dehghani, Neil Houlsby, Lucas Beyer, Josip Djolonga, Rodolphe Jenatton, Benham Neyshabur, Alec Radford, and Sam Altman.

REFERENCES

- Samira Abnar, Mostafa Dehghani, Behnam Neyshabur, and Hanie Sedghi. Exploring the limits of large scale pre-training. *arXiv preprint arXiv:2110.02095*, 2021.
- Anders Andreassen, Yasaman Bahri, Behnam Neyshabur, and Rebecca Roelofs. The evolution of out-of-distribution robustness throughout fine-tuning. *arXiv preprint arXiv:2106.15831*, 2021.
- Ting Chen, Simon Kornblith, Mohammad Norouzi, and Geoffrey Hinton. A simple framework for contrastive learning of visual representations. In *International conference on machine learning*, pp. 1597–1607. PMLR, 2020.
- Yunpeng Chen, Jianan Li, Huaxin Xiao, Xiaojie Jin, Shuicheng Yan, and Jiashi Feng. Dual path networks. *arXiv preprint arXiv:1707.01629*, 2017.
- Ekin D Cubuk, Barret Zoph, Dandelion Mane, Vijay Vasudevan, and Quoc V Le. Autoaugment: Learning augmentation policies from data. *arXiv preprint arXiv:1805.09501*, 2018.
- Ekin D Cubuk, Barret Zoph, Jonathon Shlens, and Quoc V Le. Randaugment: Practical automated data augmentation with a reduced search space. In *Proceedings of the IEEE/CVF Conference on Computer Vision and Pattern Recognition Workshops*, pp. 702–703, 2020.
- Alexander D’Amour, Katherine Heller, Dan Moldovan, Ben Adlam, Babak Alipanahi, Alex Beutel, Christina Chen, Jonathan Deaton, Jacob Eisenstein, Matthew D Hoffman, et al. Underspecification presents challenges for credibility in modern machine learning. *arXiv preprint arXiv:2011.03395*, 2020.
- Alexey Dosovitskiy, Lucas Beyer, Alexander Kolesnikov, Dirk Weissenborn, Xiaohua Zhai, Thomas Unterthiner, Mostafa Dehghani, Matthias Minderer, Georg Heigold, Sylvain Gelly, et al. An image is worth 16x16 words: Transformers for image recognition at scale. *arXiv preprint arXiv:2010.11929*, 2020.
- Mark Everingham, Luc Van Gool, Christopher KI Williams, John Winn, and Andrew Zisserman. The pascal visual object classes (voc) challenge. *International journal of computer vision*, 88(2): 303–338, 2010.
- Benjamin Eysenbach, Abhishek Gupta, Julian Ibarz, and Sergey Levine. Diversity is all you need: Learning skills without a reward function. *arXiv preprint arXiv:1802.06070*, 2018.
- Stanislav Fort, Huiyi Hu, and Balaji Lakshminarayanan. Deep ensembles: A loss landscape perspective. *arXiv preprint arXiv:1912.02757*, 2019.
- Yoav Freund, Robert E Schapire, et al. Experiments with a new boosting algorithm. In *icml*, volume 96, pp. 148–156. Citeseer, 1996.
- Robert Geirhos, Patricia Rubisch, Claudio Michaelis, Matthias Bethge, Felix A Wichmann, and Wieland Brendel. Imagenet-trained cnns are biased towards texture; increasing shape bias improves accuracy and robustness. *arXiv preprint arXiv:1811.12231*, 2018.
- Robert Geirhos, Kristof Meding, and Felix A Wichmann. Beyond accuracy: Quantifying trial-by-trial behaviour of cnns and humans by measuring error consistency. *arXiv preprint arXiv:2006.16736*, 2020.
- Golnaz Ghiasi, Tsung-Yi Lin, and Quoc V Le. Dropblock: A regularization method for convolutional networks. *arXiv preprint arXiv:1810.12890*, 2018.

- Tom George Grigg, Dan Busbridge, Jason Ramapuram, and Russ Webb. Do self-supervised and supervised methods learn similar visual representations?, 2021.
- Chuan Guo, Geoff Pleiss, Yu Sun, and Kilian Q Weinberger. On calibration of modern neural networks. In *International Conference on Machine Learning*, pp. 1321–1330. PMLR, 2017.
- Kaiming He, Xiangyu Zhang, Shaoqing Ren, and Jian Sun. Deep residual learning for image recognition. In *Proceedings of the IEEE conference on computer vision and pattern recognition*, pp. 770–778, 2016.
- Elad Hoffer, Itay Hubara, and Daniel Soudry. Fix your classifier: the marginal value of training the last weight layer. *arXiv preprint arXiv:1801.04540*, 2018.
- Jie Hu, Li Shen, and Gang Sun. Squeeze-and-excitation networks. In *Proceedings of the IEEE conference on computer vision and pattern recognition*, pp. 7132–7141, 2018.
- Forrest Iandola, Matt Moskewicz, Sergey Karayev, Ross Girshick, Trevor Darrell, and Kurt Keutzer. Densenet: Implementing efficient convnet descriptor pyramids. *arXiv preprint arXiv:1404.1869*, 2014.
- Andrew Ilyas, Shibani Santurkar, Dimitris Tsipras, Logan Engstrom, Brandon Tran, and Aleksander Madry. Adversarial examples are not bugs, they are features. *arXiv preprint arXiv:1905.02175*, 2019.
- Pavel Izmailov, Dmitrii Podoprikin, Timur Garipov, Dmitry Vetrov, and Andrew Gordon Wilson. Averaging weights leads to wider optima and better generalization. *arXiv preprint arXiv:1803.05407*, 2018.
- Chao Jia, Yinfei Yang, Ye Xia, Yi-Ting Chen, Zarana Parekh, Hieu Pham, Quoc V Le, Yunhsuan Sung, Zhen Li, and Tom Duerig. Scaling up visual and vision-language representation learning with noisy text supervision. *arXiv preprint arXiv:2102.05918*, 2021.
- Alex Kendall and Yarin Gal. What uncertainties do we need in bayesian deep learning for computer vision? *arXiv preprint arXiv:1703.04977*, 2017.
- Alexander Kolesnikov, Lucas Beyer, Xiaohua Zhai, Joan Puigcerver, Jessica Yung, Sylvain Gelly, and Neil Houlsby. Big transfer (bit): General visual representation learning. In *Computer Vision—ECCV 2020: 16th European Conference, Glasgow, UK, August 23–28, 2020, Proceedings, Part V 16*, pp. 491–507. Springer, 2020.
- Simon Kornblith, Jonathon Shlens, and Quoc V Le. Do better imagenet models transfer better? In *Proceedings of the IEEE/CVF Conference on Computer Vision and Pattern Recognition*, pp. 2661–2671, 2019.
- Anders Krogh and John A Hertz. A simple weight decay can improve generalization. In *Advances in neural information processing systems*, pp. 950–957, 1992.
- Alexey Kurakin, Ian Goodfellow, Samy Bengio, Yinpeng Dong, Fangzhou Liao, Ming Liang, Tianyu Pang, Jun Zhu, Xiaolin Hu, Cihang Xie, et al. Adversarial attacks and defences competition. In *The NIPS’17 Competition: Building Intelligent Systems*, pp. 195–231. Springer, 2018.
- Youngwan Lee and Jongyoul Park. Centermask: Real-time anchor-free instance segmentation. In *Proceedings of the IEEE/CVF conference on computer vision and pattern recognition*, pp. 13906–13915, 2020.
- Joel Lehman and Kenneth O Stanley. Exploiting open-endedness to solve problems through the search for novelty. In *ALIFE*, pp. 329–336. Citeseer, 2008.
- Xiang Li, Wenhai Wang, Xiaolin Hu, and Jian Yang. Selective kernel networks. In *Proceedings of the IEEE/CVF Conference on Computer Vision and Pattern Recognition*, pp. 510–519, 2019.
- Ling Liu, Wenqi Wei, Ka-Ho Chow, Margaret Loper, Emre GURSOY, Stacey Truex, and Yanzhao Wu. Deep neural network ensembles against deception: Ensemble diversity, accuracy and robustness. In *2019 IEEE 16th international conference on mobile ad hoc and sensor systems (MASS)*, pp. 274–282. IEEE, 2019.

- Horia Mania, John Miller, Ludwig Schmidt, Moritz Hardt, and Benjamin Recht. Model similarity mitigates test set overuse. *arXiv preprint arXiv:1905.12580*, 2019.
- Behnam Neyshabur, Hanie Sedghi, and Chiyuan Zhang. What is being transferred in transfer learning? *arXiv preprint arXiv:2008.11687*, 2020.
- Jeremy Nixon, Balaji Lakshminarayanan, and Dustin Tran. Why are bootstrapped deep ensembles not better? In *"I Can't Believe It's Not Better!" NeurIPS 2020 workshop*, 2020.
- David Opitz and Richard Maclin. Popular ensemble methods: An empirical study. *Journal of artificial intelligence research*, 11:169–198, 1999.
- Michael P Perrone and Leon N Cooper. When networks disagree: Ensemble methods for hybrid neural networks. Technical report, BROWN UNIV PROVIDENCE RI INST FOR BRAIN AND NEURAL SYSTEMS, 1992.
- Hieu Pham, Zihang Dai, Qizhe Xie, and Quoc V Le. Meta pseudo labels. In *Proceedings of the IEEE/CVF Conference on Computer Vision and Pattern Recognition*, pp. 11557–11568, 2021.
- Boris T Polyak and Anatoli B Juditsky. Acceleration of stochastic approximation by averaging. *SIAM journal on control and optimization*, 30(4):838–855, 1992.
- Alec Radford, Jong Wook Kim, Chris Hallacy, Aditya Ramesh, Gabriel Goh, Sandhini Agarwal, Girish Sastry, Amanda Askell, Pamela Mishkin, Jack Clark, et al. Learning transferable visual models from natural language supervision. *arXiv preprint arXiv:2103.00020*, 2021.
- Benjamin Recht, Rebecca Roelofs, Ludwig Schmidt, and Vaishaal Shankar. Do imagenet classifiers generalize to imagenet? In *International Conference on Machine Learning*, pp. 5389–5400. PMLR, 2019.
- Rebecca Roelofs, Nicholas Cain, Jonathon Shlens, and Michael C Mozer. Mitigating bias in calibration error estimation. *arXiv preprint arXiv:2012.08668*, 2020.
- Abhijit Guha Roy, Jie Ren, Shekoofeh Azizi, Aaron Loh, Vivek Natarajan, Basil Mustafa, Nick Pawlowski, Jan Freyberg, Yuan Liu, Zach Beaver, et al. Does your dermatology classifier know what it doesn't know? detecting the long-tail of unseen conditions. *Medical Image Analysis*, 75: 102274, 2022.
- Mark Sandler, Andrew Howard, Menglong Zhu, Andrey Zhmoginov, and Liang-Chieh Chen. Mobilenetv2: Inverted residuals and linear bottlenecks. In *Proceedings of the IEEE conference on computer vision and pattern recognition*, pp. 4510–4520, 2018.
- Karen Simonyan and Andrew Zisserman. Very deep convolutional networks for large-scale image recognition. *arXiv preprint arXiv:1409.1556*, 2014.
- Samarth Sinha, Homanga Bharadhwaj, Anirudh Goyal, Hugo Larochelle, Animesh Garg, and Florian Shkurti. Diversity inducing information bottleneck in model ensembles. *arXiv preprint arXiv:2003.04514*, 2020.
- Nitish Srivastava, Geoffrey Hinton, Alex Krizhevsky, Ilya Sutskever, and Ruslan Salakhutdinov. Dropout: A simple way to prevent neural networks from overfitting. *Journal of Machine Learning Research*, 15(56):1929–1958, 2014. URL <http://jmlr.org/papers/v15/srivastava14a.html>.
- Chen Sun, Abhinav Shrivastava, Saurabh Singh, and Abhinav Gupta. Revisiting unreasonable effectiveness of data in deep learning era. In *Proceedings of the IEEE international conference on computer vision*, pp. 843–852, 2017.
- Christian Szegedy, Vincent Vanhoucke, Sergey Ioffe, Jon Shlens, and Zbigniew Wojna. Rethinking the inception architecture for computer vision. In *Proceedings of the IEEE conference on computer vision and pattern recognition*, pp. 2818–2826, 2016.
- Mingxing Tan and Quoc Le. Efficientnet: Rethinking model scaling for convolutional neural networks. In *International Conference on Machine Learning*, pp. 6105–6114. PMLR, 2019.

- Hugo Touvron, Matthieu Cord, Matthijs Douze, Francisco Massa, Alexandre Sablayrolles, and Hervé Jégou. Training data-efficient image transformers & distillation through attention. In *International Conference on Machine Learning*, pp. 10347–10357. PMLR, 2021.
- Jingdong Wang, Ke Sun, Tianheng Cheng, Borui Jiang, Chaorui Deng, Yang Zhao, Dong Liu, Yadong Mu, Mingkui Tan, Xinggang Wang, et al. Deep high-resolution representation learning for visual recognition. *IEEE transactions on pattern analysis and machine intelligence*, 2020.
- Yeming Wen, Dustin Tran, and Jimmy Ba. Batchensemble: an alternative approach to efficient ensemble and lifelong learning. *arXiv preprint arXiv:2002.06715*, 2020.
- Florian Wenzel, Jasper Snoek, Dustin Tran, and Rodolphe Jenatton. Hyperparameter ensembles for robustness and uncertainty quantification. *arXiv preprint arXiv:2006.13570*, 2020.
- David H Wolpert. Stacked generalization. *Neural networks*, 5(2):241–259, 1992.
- Fisher Yu, Dequan Wang, Evan Shelhamer, and Trevor Darrell. Deep layer aggregation. In *Proceedings of the IEEE conference on computer vision and pattern recognition*, pp. 2403–2412, 2018.
- Sheheryar Zaidi, Arber Zela, Thomas Elsken, Chris C Holmes, Frank Hutter, and Yee Teh. Neural ensemble search for uncertainty estimation and dataset shift. *Advances in Neural Information Processing Systems*, 34, 2021.
- Xiaohua Zhai, Alexander Kolesnikov, Neil Houlsby, and Lucas Beyer. Scaling vision transformers. *arXiv preprint arXiv:2106.04560*, 2021.

A APPENDIX

A.1 CONCURRENT WORK

Many concurrent and recent papers have found related conclusions to ours. Here, we highlight a few of them. Abnar et al. (2021) found that when training on the same objective, as we increase the upstream accuracy, the performance of downstream tasks saturates. This is in line with our results in Sec. 4.7, that optimizing for a single objective might not capture diverse enough features for downstream performance. D’Amour et al. (2020) show that, as a result of underspecification in training, models are treated as equivalent based on their training domain performance, but can behave very differently in deployment domains.

Additionally, other recent work also finds that optimizing for diversity is beneficial: Roy et al. (2022) found that using a diverse ensemble (mixing losses and datasets) improves OOD performance in dermatology tasks. Sinha et al. (2020) explicitly optimizes for diversity of predictions using an adversarial loss, leading to improved OOD performance.

A.2 MODEL CATEGORIZATION

In some sense, model categories are supersets of one another: when we change a model architecture, we also change the hyper-parameters used to train such architecture, to make sure that they are optimal for training this new setting. In a similar fashion, when we change the training framework (supervised to contrastive), not only do we change hyper parameters, but the architecture also changes to best suit the new learning framework. Finally, when we change dataset scales (e.g.: ImageNet \rightarrow WIT), we use the framework, architecture, and hyper parameters that allow the best performance possible on the new dataset.

A.3 MODEL LIST PER CATEGORY

In Table 1, we list all models we used in our main analysis, Figs. 1, 2, 3, 4, 6, along with their training methodologies, calibration temperatures, individual ImageNet accuracy, error inconsistency (relative to our base model ResNet-50), and ensemble accuracy (with our base model ResNet-50). We selected these models by controlling for their individual accuracy, which helps guarantee our analysis concerns training methodology, not any individual model being inherently better.

In table 2, we list the high-accuracy models used in Figs. 5 and 7. These models are higher accuracy, and provide a stronger base for ensembling.

Table 3 lists low accuracy models, but which are trained with very different methodologies (relative to the typical model). They are therefore still useful (as we show), and were used in Sec. 4.5 and Fig. 5.

Finally, Table 4 lists other models that we trained and analyzed, but which did not reach our target accuracy range 74-78%, so were not included in the main paper analysis.

A.4 ADDITIONAL ERROR ANALYSIS

In Fig. 8, we reproduce Fig. 1 (left), and additionally show how the number of examples where both models predict correct (center), as well as examples where both models predict incorrectly (right), both decrease. The added prediction diversity that comes with ensembling models trained differently will only be beneficial if the ensemble can efficiently convert the examples on the left, to compensate for the decreased number of examples in the center.

A.5 L-BFGS DETAILS

In order to train the linear classifiers, we use L-BFGS in the same setup/implementation described in Kornblith et al. (2019). We train the linear heads on top of the pre-logit representations without augmentation. We find it useful to normalize each representation before any operations (concatenation, subsampling, etc). In the first part of Section 4.6, the portions of each representation are picked randomly (e.g.: random 25% dimensions of ResNet, and random 75% dimensions of CLIP), and then

Model	Citation	Method	Prediction Head Type	Calibration Temp	ImageNet Acc	Error Inconsistency (w/ ResNet-50)	Category	Ensemble Acc (w/ ResNet-50)
ResNet-50	He et al. (2016)	Sup. / IN	Trained	1.10	76.20%	0.0850	REINIT	77.31%
ResNet-101x0.5		Sup. / IN	Trained	1.00	74.27%	0.0972	HPARAM	76.73%
ResNet-50 (Dropout 0.1)	Srivastava et al. (2014)	Sup. / IN	Trained	1.10	76.90%	0.0853	HPARAM	77.23%
ResNet-50 (Dropout 0.2)		Sup. / IN	Trained	1.10	75.85%	0.0883	HPARAM	77.27%
ResNet-50 (Dropout 0.3)		Sup. / IN	Trained	1.10	75.43%	0.0910	HPARAM	77.12%
ResNet-50 (Dropout 0.4)		Sup. / IN	Trained	1.10	75.37%	0.0928	HPARAM	77.12%
ResNet-50 (Dropout 0.5)		Sup. / IN	Trained	1.10	75.03%	0.0965	HPARAM	77.06%
ResNet-50 (Dropout 0.6)		Sup. / IN	Trained	1.10	74.72%	0.1006	HPARAM	77.01%
ResNet-50 (Dropout 0.7)		Sup. / IN	Trained	1.10	74.48%	0.1058	HPARAM	76.89%
ResNet-50 (Label Smoothing 0.1)	Szegedy et al. (2016)	Sup. / IN	Trained	0.90	76.22%	0.0877	HPARAM	77.30%
ResNet-50 (Label Smoothing 0.2)		Sup. / IN	Trained	0.80	76.24%	0.0911	HPARAM	77.44%
ResNet-50 (Label Smoothing 0.3)		Sup. / IN	Trained	0.80	75.74%	0.0969	HPARAM	77.26%
ResNet-50 (Label Smoothing 0.4)		Sup. / IN	Trained	0.70	75.70%	0.0996	HPARAM	77.31%
ResNet-50 (Label Smoothing 0.5)		Sup. / IN	Trained	0.70	75.51%	0.1030	HPARAM	77.26%
ResNet-50 (Label Smoothing 0.6)		Sup. / IN	Trained	0.70	75.03%	0.1063	HPARAM	77.00%
ResNet-50 (Label Smoothing 0.7)		Sup. / IN	Trained	0.70	74.54%	0.1071	HPARAM	76.80%
ResNet-50 (Label Smoothing 0.8)		Sup. / IN	Trained	0.80	74.28%	0.1130	HPARAM	76.98%
ResNet-50 (DropBlock 34, 0.9)	Ghiasi et al. (2018)	Sup. / IN	Trained	1.00	74.98%	0.0891	HPARAM	76.84%
ResNet-50 (DropBlock 1234, 0.9)		Sup. / IN	Trained	1.00	74.87%	0.0895	HPARAM	76.72%
ResNet-50 (Learning Rate 0.05)		Sup. / IN	Trained	1.10	75.56%	0.0871	HPARAM	77.10%
ResNet-50 (Learning Rate 0.2)		Sup. / IN	Trained	1.10	76.07%	0.0858	HPARAM	77.35%
ResNet-50 (Weight Decay 0.00001)	Krogh & Hertz (1992)	Sup. / IN	Trained	1.20	74.13%	0.1027	HPARAM	76.70%
ResNet-50 (Weight Decay 0.00005)		Sup. / IN	Trained	1.10	75.87%	0.0866	HPARAM	77.23%
ResNet-50 (Weight Decay 0.0002)		Sup. / IN	Trained	1.10	75.79%	0.0865	HPARAM	77.16%
ResNet-50 (LR 0.05, WD 0.0002)		Sup. / IN	Trained	1.10	75.58%	0.0856	HPARAM	77.08%
ResNet-50 (LR 0.2, WD 0.00005)		Sup. / IN	Trained	1.10	76.36%	0.0864	HPARAM	77.49%
ResNet-50 (LR 1.0, WD 0.00001)		Sup. / IN	Trained	1.20	75.71%	0.1011	HPARAM	77.53%
EfficientNet-B0	Tan & Le (2019)	Sup. / IN	Trained	0.90	76.88%	0.1136	ARCH	78.65%
SK-ResNet-34	Li et al. (2019)	Sup. / IN	Trained	0.90	76.91%	0.1099	ARCH	78.52%
MobileNet-V2	Sandler et al. (2018)	Sup. / IN	Trained	0.90	77.29%	0.1033	ARCH	78.48%
VGG19 BatchNorm	Simonyan & Zisserman (2014)	Sup. / IN	Trained	1.10	74.22%	0.1232	ARCH	77.45%
Legacy-SEResNet-34	Hu et al. (2018)	Sup. / IN	Trained	1.10	74.81%	0.1206	ARCH	77.70%
Legacy-SEResNet-50	Hu et al. (2018)	Sup. / IN	Trained	0.90	77.64%	0.1144	ARCH	79.11%
SEResNeXt-26d	Hu et al. (2018)	Sup. / IN	Trained	0.90	77.60%	0.1187	ARCH	79.25%
DenseNet-Blur-121d	Iandola et al. (2014)	Sup. / IN	Trained	0.90	76.58%	0.1082	ARCH	78.22%
DenseNet-121	Iandola et al. (2014)	Sup. / IN	Trained	0.80	75.57%	0.1076	ARCH	77.70%
Inception-V3	Szegedy et al. (2016)	Sup. / IN	Trained	1.00	77.44%	0.1270	ARCH	79.49%
TF-Inception-V3	Szegedy et al. (2016)	Sup. / IN	Trained	1.00	77.86%	0.1259	ARCH	79.65%
Adv Inception-V3	Kurakin et al. (2018)	Sup. / IN	Trained	1.00	77.58%	0.1252	ARCH	79.41%
HRNet-W18-Small	Wang et al. (2020)	Sup. / IN	Trained	1.00	75.13%	0.1143	ARCH	77.78%
DPN-68	Chen et al. (2017)	Sup. / IN	Trained	1.20	76.31%	0.1141	ARCH	78.44%
DLA-60	Yu et al. (2018)	Sup. / IN	Trained	1.10	77.02%	0.1064	ARCH	78.35%
ESE-VoVNet	Lee & Park (2020)	Sup. / IN	Trained	0.80	76.80%	0.1159	ARCH	78.62%
ViT-B/16	Dosovitskiy et al. (2020)	Sup. / IN	Trained	1.70	74.55%	0.1472	ARCH	78.85%
SimCLR	Chen et al. (2020)	Cont. / IN	Fine Tuned	1.00	75.60%	0.1277	FWORK	78.35%
ViT-DeiT-Tiny	Touvron et al. (2021)	Sup. / IN	Distilled	1.00	74.50%	0.1247	FWORK	77.93%
ViT-S/16	Dosovitskiy et al. (2020)	Sup. / IN-21k	Trained	0.90	77.86%	0.1249	DATASET	79.73%
ALIGN-ZS	Jia et al. (2021)	Cont. / ALIGN	Zero Shot	0.30	75.50%	0.2295	DATASET	83.42%
CLIP-S	Radford et al. (2021)	Cont. / WIT	L-BFGS	0.90	75.67%	0.1687	DATASET	80.42%
CLIP-L-ZS	Radford et al. (2021)	Cont. / WIT	Zero Shot	1.10	76.57%	0.2140	DATASET	83.22%

Table 1: **Models Used.** These models are all within the 74-78% accuracy range, of which we base our main results. "Sup." indicates supervised learning, "Cont." contrastive learning. "IN" indicates ImageNet.

Model	Citation	Method	Prediction Head Type	Calibration Temp	ImageNet Acc	Error Inconsistency (w/ ResNet-50)	Category	Ensemble Acc (w/ ResNet-50)
EfficientNet-B3	Tan & Le (2019)	Sup. / IN	Trained	0.90	80.89%	0.1147	ARCH	80.98%
ALIGN	Jia et al. (2021)	Contrastive / ALIGN Dataset	L-BFGS	1.00	84.71%	0.1684	DATASET	85.50%
ViT-H/14	Dosovitskiy et al. (2020)	Sup. / JFT	Trained	1.10	88.31%	0.1646	DATASET	87.48%
ViT-G/14	Zhai et al. (2021)	Sup. / JFT	Trained	1.40	88.93%	0.1801	DATASET	88.40%
MPL	Pham et al. (2021)	Pseudo-Label / JFT	Trained	0.90	90.24%	0.1741	DATASET	88.97%
CLIP-L	Radford et al. (2021)	Contrastive / WIT	L-BFGS	1.00	85.04%	0.1638	DATASET	85.36%
BiT-1k	Kolesnikov et al. (2020)	Sup. / JFT	Fine Tuned	1.20	82.85%	0.1593	DATASET	84.28%

Table 2: **High Accuracy Models.** These models are all above the 80% accuracy. "Sup." indicates supervised learning, "Cont." contrastive learning. "IN" indicates ImageNet.

Model	Citation	Method	Prediction Head Type	Calibration Temp	ImageNet Acc	Error Inconsistency (w/ ResNet-50)	Category	Ensemble Acc (w/ ResNet-50)
CLIP-S-ZS	Radford et al. (2021)	Cont. / WIT	Zero Shot	0.01	63.25%	0.2675	DATASET	78.01%
BiT-JFT	Kolesnikov et al. (2020)	Sup. / JFT	Class Mapping	0.02	65.63%	0.2744	DATASET	77.93%

Table 3: **Low Accuracy Models.** These models are all below the 74% target accuracy, but they are trained with very different methodologies (relative to typical models), so we include them in a few analyses, as indicated in main text. "Sup." indicates supervised learning, "Cont." contrastive learning. "Class Mapping" indicates that the model's original JFT class vector was used, and a mapping of JFT-to-ImageNet classes was used to obtain the final prediction logits.

Model	Method	Prediction Head Type	ImageNet Acc	Category
ResNet-101	Sup. / IN	Trained	78.42%	HPARAM
ResNet-50x2	Sup. / IN	Trained	78.70%	HPARAM
ResNet-50 (Dropout 0.8)	Sup. / IN	Trained	73.68%	HPARAM
ResNet-50 (Dropout 0.9)	Sup. / IN	Trained	72.48%	HPARAM
ResNet-50 (Label Smoothing 0.9)	Sup. / IN	Trained	72.63%	HPARAM
ResNet-50 (DropBlock 34, 0.1)	Sup. / IN	Trained	29.88%	HPARAM
ResNet-50 (DropBlock 34, 0.2)	Sup. / IN	Trained	50.17%	HPARAM
ResNet-50 (DropBlock 34, 0.3)	Sup. / IN	Trained	58.01%	HPARAM
ResNet-50 (DropBlock 34, 0.4)	Sup. / IN	Trained	62.50%	HPARAM
ResNet-50 (DropBlock 34, 0.5)	Sup. / IN	Trained	66.19%	HPARAM
ResNet-50 (DropBlock 34, 0.6)	Sup. / IN	Trained	68.73%	HPARAM
ResNet-50 (DropBlock 34, 0.7)	Sup. / IN	Trained	70.95%	HPARAM
ResNet-50 (DropBlock 34, 0.8)	Sup. / IN	Trained	73.33%	HPARAM
ResNet-50 (DropBlock 1234, 0.1)	Sup. / IN	Trained	27.19%	HPARAM
ResNet-50 (DropBlock 1234, 0.2)	Sup. / IN	Trained	47.27%	HPARAM
ResNet-50 (DropBlock 1234, 0.3)	Sup. / IN	Trained	55.59%	HPARAM
ResNet-50 (DropBlock 1234, 0.4)	Sup. / IN	Trained	60.63%	HPARAM
ResNet-50 (DropBlock 1234, 0.5)	Sup. / IN	Trained	64.57%	HPARAM
ResNet-50 (DropBlock 1234, 0.6)	Sup. / IN	Trained	67.68%	HPARAM
ResNet-50 (DropBlock 1234, 0.7)	Sup. / IN	Trained	70.35%	HPARAM
ResNet-50 (DropBlock 1234, 0.8)	Sup. / IN	Trained	72.73%	HPARAM
ResNet-50 (Learning Rate 0.01)	Sup. / IN	Trained	69.88%	HPARAM
ResNet-50 (Learning Rate 1.0)	Sup. / IN	Trained	73.53%	HPARAM
ResNet-50 (Weight Decay 0.001)	Sup. / IN	Trained	72.06%	HPARAM
ResNet-50 (LR 0.01, WD 0.001)	Sup. / IN	Trained	73.90%	HPARAM

Table 4: **Other Models.** These hyper-parameter sweeps were trained, but did not fit our target 74-78% accuracy range, so we did not use them in our main analyses. "Sup." indicates supervised learning, "IN" indicates ImageNet.

concatenated. In the second part, the two representations are first concatenated then dimensions are selected based on the diversity criteria.

A.6 EXTRA FIGURES FOR REVIEWERS

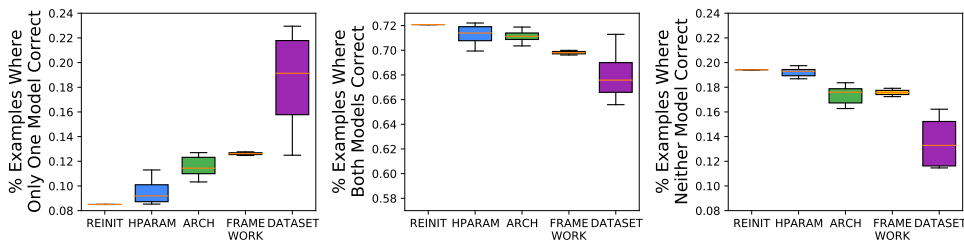


Figure 8: **As training methodology diverges, errors become uncorrelated.** The number of test examples where only one model predicts correctly increases (Left, same as "Error Inconsistency" in Fig. 1). Similarly, the number of examples where both models predict correctly (Center) and neither model predicts correctly (Right) decreases. For the most diverse training methodology ("Dataset", purple), we find more examples with inconsistent errors (left) than examples where both models predict correctly (right). This means that for an ensemble to perform better than another, it needs to resolve these inconsistent errors efficiently, to compensate for the decrease in the examples in the center plot.

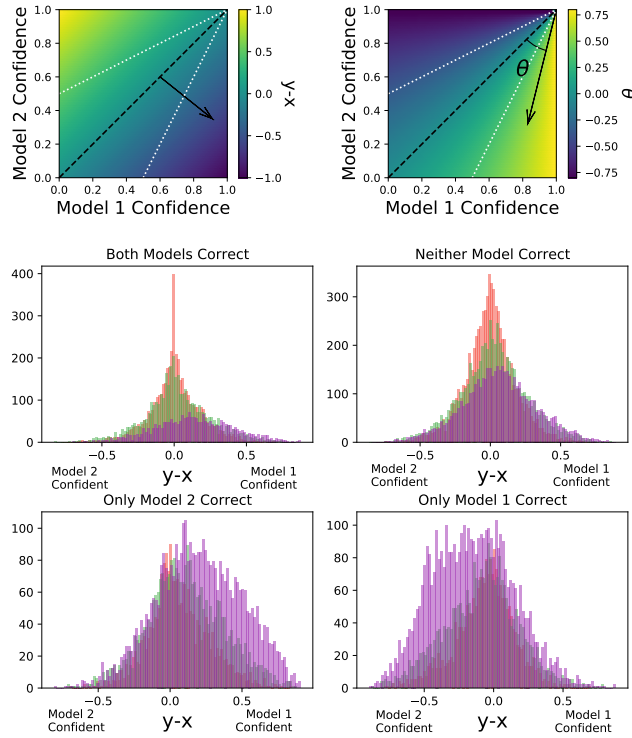


Figure 9: **Justification for θ** . The white dotted lines represent the thresholds where an example’s ensemble prediction will correspond to the higher-confidence-model’s top-1 prediction. Theta measures distances in a way that aligns with these thresholds, allowing us to visualize the number of correctly-classified examples at a glance (by looking at the number of examples to the right/left of the dotted lines in Fig 3). Because $y-x$ does not align with this threshold, it’s harder to visualize the effect of specialization on performance, as can be seen by the histograms.

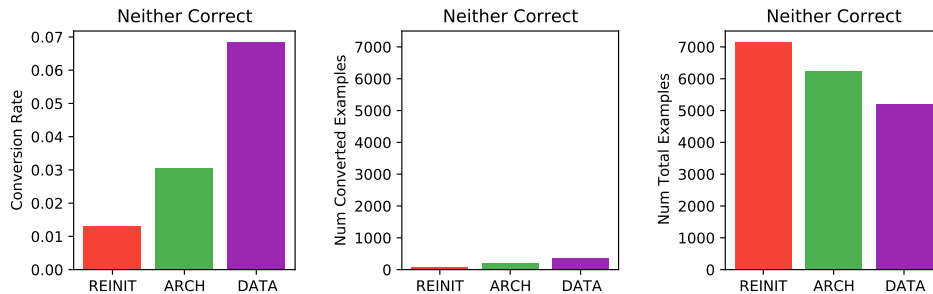


Figure 10: **Conversion rate of examples where "neither model" is correct individually**. We find that, as training methodology diverges, the conversion rate of these examples increases: Reinit (94 converted out of 7154 examples), Architecture (190 / 6246), Dataset (355 / 5192). This is consistent with our finding that different training methodologies create more efficient ensembles. We note that despite the higher conversion rate, a bigger effect on performance is in the decrease of examples where neither is correct (7154 -> 6246 -> 5192).

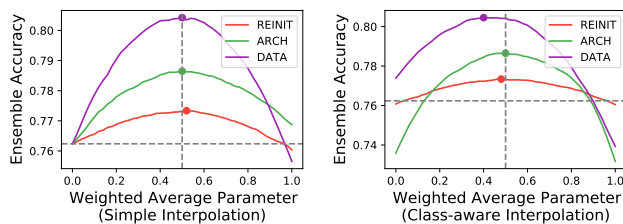


Figure 11: **Interpolating between ensemble members.** *Left:* We interpolate between the two models in the ensemble using a single parameter, and find that the optimal interpolating parameter seems to be at or near 0.5 (i.e.: it’s just as good to simply average the logits with equal weight). We suspect this is because the calibration performed on the models before ensembling guarantees that the confidences are appropriately scaled already. *Right:* In order to further investigate whether specialization can yield better-weighted ensembles, we also perform a class-aware interpolation, where $t=0$ means nature classes get their logits from ResNet (and human classes get their logits from the other model), and vice versa for $t=1$. We find that for the ResNet+CLIP ensemble, $t < 0.5$ is optimal, which is consistent with our finding of ResNet/CLIP specialization. We note however that the boost is marginal (80.424% \rightarrow 80.452%, less than 15 images).

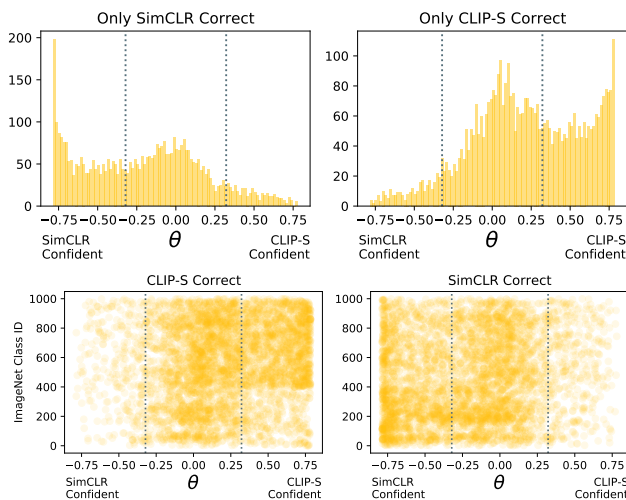


Figure 12: **Specialization of CLIP-S and SimCLR.** We find that these two models seem to also specialize in a way that is aligned with anthropogenic/nature classes (cids 500-900, and 0-300 respectively). We suspect the distribution of CLIP’s pre-training dataset has a huge effect in making this happen. We also stress that these two models are still in very distinct categories: when comparing against each other (and not against our base model), we must note that they are different in reinit, architecture, params, and dataset, even if framework is kept the same.

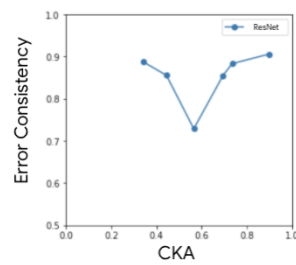


Figure 13: **CKA vs Error Consistency.** Here, CKA is measured between the two pre-logit representations of ResNet, and each of the models ResNet, CLIP-S-ZS, SimCLR, EfficientNet, ViT-B/16 and DenseNet-121. CKA and Error Consistency are not well correlated, likely due to CKA being sensitive to the geometry of representations.