

# Universally consistent estimation of the reach

Alejandro Cholaquidis<sup>1</sup>, Ricardo Fraiman<sup>1</sup> and Leonardo Moreno<sup>2</sup>

<sup>1</sup> Centro de Matemáticas, Facultad de Ciencias, Universidad de la República, Uruguay.

<sup>2</sup> Instituto de Estadística, Departamento de Métodos Cuantitativos, FCEA, Universidad de la República, Uruguay.

## Abstract

The reach of a set  $M \subset \mathbb{R}^d$ , also known as condition number when  $M$  is a manifold, was introduced by Federer in 1959 and is a central concept in geometric measure theory, set estimation, manifold learning, among others areas. We introduce a universally consistent estimate of the reach, just assuming that the reach is positive. A necessary condition for the universal convergence of the reach is that the Hausdorff distance between the sample and the set converges to zero. Without further assumptions we show that the convergence rate of this distance can be arbitrarily slow. However, under a weak additional assumption, we provide rates of convergence for the reach estimator. We also show that it is not possible to determine if the reach of the support of a density is zero or not based on a finite sample. We provide a small simulation study and a bias correction method for the case when  $M$  is a manifold.

The reach of a set  $M \subset \mathbb{R}^d$ , denoted by  $\text{reach}(M)$ , is a key concept in geometric measure theory; see Federer (1969); Rataj and Zähle (2001); Rataj and Zajíček (2017), and the references therein. Is defined as the largest distance from which any point outside  $M$  has a unique nearest point in  $M$ ; see Figure 1 (see also Definition 1). It can be proved that it is infinitum for convex set.

When  $\text{reach}(M) > 0$ , it impose some regularity conditions on the set. For instance, its boundary has Lebesgue measure zero, as it follows from the fact that the class of sets with positive reach is a subclass of the cone-convex sets (see Cuevas, Fraiman and Pateiro-López (2012) and Proposition 2 in Cholaquidis et al. (2014)). Moreover, the volume (i.e., its  $d$ -dimensional Lebesgue measure) of the set of points at distance  $t \leq \text{reach}(M)$  is a polynomial of degree  $d$  on  $t$  for all  $t \in [0, \text{reach}(M)]$  (see Federer (1959)). If  $\text{reach}(M) > 0$ , then it is also possible to define its second fundamental form; see Fu (1989). The positivity of the reach of the boundary,  $\partial M$ , of  $M$  allows its Miknowsky content to be defined (see Ambrosio, Colesanti and Villa (2008)), which is a notion of surface area suitable for estimation purposes (see Cuevas et al (2013)).

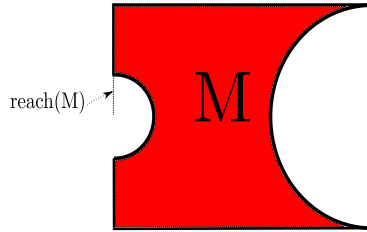


Figure 1: The reach of a set  $M$ ,  $\text{reach}(M)$  is the largest distance from which there exists a unique nearest point on  $M$ .

When the set is a smooth manifold, it is also known as a condition number (see for instance Niyogi et al. (2008)). It can also be proved that  $\mathcal{C}^2$  compact manifolds have positive reach; see Thäle (2008).

The reach has gained importance in the last two decades in the areas of statistics known as set estimation, manifold learning and persistent homology (see for instance Cuevas, Fraiman

and Pateiro-López (2016), Arias-Castro et al (2020) and Horobet et al. (2019), respectively). Given an unknown set  $M \subset \mathbb{R}^d$  (not necessarily convex), set estimation deals with the problem of the estimation of  $M$  from a random sample  $\{X_1, \dots, X_n\} \subset M$ , as well as several geometrically important functionals associated with  $M$ —for instance, its Lebesgue measure, the Minkowsky content of its boundary, among others.

The starting and simplest problem is when  $M$  is the support of a distribution. This problem has been addressed by several authors as the ground-breaking Devroye-Wise estimator a milestone (see Devroye and Wise (1980)), due to its universal consistency and simplicity. To obtain rates of convergence for this estimator, some geometric restrictions on the set are required (see Cuevas and Rodríguez-Casal (2004)). The best attainable rate for this estimator is of the order  $\mathcal{O}(\log(n)/n)^{1/d}$ . In this setting, Cuevas and Fraiman (1997) proposes to estimate the support of the distribution by means of a kernel-based density estimator.

To improve the rates of convergence, it is necessary to impose stronger shape restrictions than the one required in Cuevas and Rodríguez-Casal (2004) on the set. Meanwhile,  $r$ -convexity is one of the most studied in set estimation (see for instance Rodríguez Casal (2007), Pateiro-López and Rodríguez-Casal (2012) and the references therein). A set is said to be  $r$ -convex if it equals the complement of open balls of radius  $r$  not meeting the set. Positive reach is a stronger condition than  $r$ -convexity (see Cuevas, Fraiman and Pateiro-López (2012)), but they are connected because (for instance) if the set and its complement is  $r$ -convex, then it has positive reach (see Lemma A.0.7 in Pateiro-Lopez (2008) together with Walther, G. (1999)).

A second stage in set estimation is to estimate the level sets of the distribution (see Cadre, B. (2006); Cuevas et al (2006)), as well as the boundary of the set (see Cuevas and Rodríguez-Casal (2004)).

Next, and getting closer to our problem, the interest is on some functional of the set, such as the  $d$ -dimensional Lebesgue measure of the set, as well as the measure of its boundary; see for instance Cuevas et al (2007).

Recently, the study of statistical methods for manifold valued data (known as manifold learning) has gained attention, due to its application in dimension reduction (among others). The aim is to recover a lower dimensional structure from the data, see for instance Genovese et al. (2012a,b); Fefferman et al. (2016); Niyogi et al. (2008) and the references therein, or a functional of it, see for instance Aaron, et al (2017); Aaron and Cholaquidis (2020). Several classical problems have been tackled in this setting, such as density estimation. Here again, the reach plays a key role as a shape restriction. It have been proved (see for instance Proposition 6.1 in Niyogi et al. (2008)) that the reach is an upper bound for the inverse of the curvature of an arc-length parametrized geodesic. In addition, as mentioned in Aamari et al (2021) “it prevents quasi self-intersection at scales smaller than the reach” (see Theorem 3.4 in Aamari et al (2019)). In Aamari et al (2019), an estimator of the reach is proposed for manifold valued data with “the key assumption that both the point cloud and the tangent spaces were jointly observed”. For this “oracle framework[...]it is showed to achieve uniform expected loss bounds over a  $\mathcal{C}^3$ -like model and “upper and lower bounds on the minimax rate for estimating the reach are obtained”.

In what follows, we will study the problem of estimating the reach of a set, looking for universally consistent estimators  $\hat{r}_n$  of  $r$ .

Our estimation procedure is based on an equivalent definition of reach given in Boissonnat et al (2019), which provides a new nice geometrical interpretation of the reach. In Theorem

2, we prove the universal consistency of the estimator. With an additional assumption in Corollary 1, we derive a convergence rate for the proposed reach estimator. In Section 3, we prove that it is not possible to determine based on a finite sample if the reach is zero or not. In Section 4, we introduce a bias correction method for the case where  $M$  is a manifold, and in Section 5 we report the results of a small simulation study.

## 1 Main definitions and geometric results

We start by fixing some notation to be used throughout the manuscript. Given a set  $M \subset \mathbb{R}^d$ , we denote by  $\partial M$  and  $\text{int}(M)$ , the boundary and interior of  $M$ , respectively. In what follows, we assume that  $M$  is compact.

We denote by  $\|\cdot\|$  the Euclidean norm in  $\mathbb{R}^d$ . A closed ball of radius  $\varepsilon > 0$  centred at  $x$  is denoted by  $\mathcal{B}(x, \varepsilon)$ , and an open ball is denoted by  $\mathring{\mathcal{B}}(x, \varepsilon)$ . Given  $\varepsilon > 0$  and a bounded set  $A \subset \mathbb{R}^d$ ,  $B(A, \varepsilon)$  denotes the parallel set  $B(A, \varepsilon) = \{x \in \mathbb{R}^d : d(x, A) \leq \varepsilon\}$ , where  $d(x, A) = \inf\{\|x - a\| : a \in A\}$ . The  $d$ -dimensional Lebesgue measure on  $\mathbb{R}^d$  of a set  $M$  is denoted by  $|M|_d$ . Given two non-empty compact sets  $A, C \subset \mathbb{R}^d$ , the Hausdorff distance between  $A$  and  $C$  is defined as

$$d_H(A, C) = \max \left\{ \max_{a \in A} d(a, C), \max_{c \in C} d(c, A) \right\}.$$

Given a continuous curve  $\gamma : [0, T] \rightarrow M$ , we define its length as

$$l(\gamma) = \sup_P \sum_i \|\gamma(t_{i+1}) - \gamma(t_i)\|,$$

where the supremum is over all finite partitions of  $[0, T]$ . Given  $x, y \in M$  we define the geodesic distance between them as  $d_M(x, y) = \inf_\gamma l(\gamma)$ , where the infimum is over all continuous curves joining  $x$  and  $y$ . In what follows, we assume that  $M$  is geodesically convex; that is, for any two points  $x, y \in M$  there exists a geodesic connecting them, with length  $d_M(x, y)$ .

Following the notation in Federer (1959), let  $\text{Unp}(M)$  be the set of points  $x \in \mathbb{R}^d$  with a unique closest point on  $M$ .

**Definition 1.** For  $x \in M$ , let  $\text{reach}(M, x) = \sup\{r > 0 : \mathring{\mathcal{B}}(x, r) \subset \text{Unp}(M)\}$ . The reach of  $M$  is defined by  $\text{reach}(M) = \inf\{\text{reach}(M, x) : x \in M\}$ , and  $M$  is said to be of positive reach if  $\text{reach}(M) > 0$ .

In Theorem 1, Boissonnat et al (2019) it is proved that  $\text{reach}(M)$  equals

$$\sup \left\{ r > 0, \forall a, b \in M, \|a - b\| < 2r \Rightarrow d_M(a, b) \leq 2r \arcsin \left( \frac{\|a - b\|}{2r} \right) \right\}. \quad (1)$$

Another important geometric restriction, which is required to get the convergence rate of the estimator in the iid case, is the standardness, see Cuevas and Rodriguez-Casal (2004).

**Definition 2.** A set  $M \subset \mathbb{R}^d$  is said to be standard with respect to a Borel measure  $\nu$  in a point  $x$  if there exists  $\lambda > 0$  and  $\eta > 0$  such that

$$\nu(\mathcal{B}(x, \varepsilon) \cap M) \geq \eta |\mathcal{B}(x, \varepsilon)|_d, \quad 0 < \varepsilon \leq \lambda. \quad (2)$$

A set  $M \subset \mathbb{R}^d$  is said to be standard if (2) hold for all  $x \in M$ .

Let  $\mathcal{X}_n = \{X_1, \dots, X_n\} \subset M$  be a finite set, and  $G_n = (\mathcal{X}_n, E_n)$  be a graph with vertex in  $\mathcal{X}_n$  and edges  $E_n$ .

Define as in Bernstein et al (2000)

$$d_{G_n}(x, y) = \min_P \sum_{i=1}^{p-1} \|X_{j_{i+1}} - X_{j_i}\|,$$

where  $P = (X_{j_1}, \dots, X_{j_p}) \subset \mathcal{X}_n$  varies over all paths along the edges of  $G_n$  connecting  $x = X_{j_1}$  to  $y = X_{j_p}$ .

**Definition 3.** Let  $\{\varepsilon_n\}_n$  a sequence of strictly positive real numbers such that  $\varepsilon_n \rightarrow 0$ , let us define the graph  $G_n = (\mathcal{X}_n, E_n)$  such that  $(X_i, X_j) \in E_n$  if and only if  $\|X_i - X_j\| \leq \varepsilon_n$ .

The following theorem, whose proof is given in the Appendix, states that  $d_{G_n}$  approximates  $d_M$ . The proof follows closely the ideas used in Bernstein et al (2000). It is included because we state our results in terms of the reach of the set, and not the curvature, as it is done in Bernstein et al (2000), and the points where there are changes are clarified.

**Theorem 1.** Let  $M$  be a compact set such that  $\text{reach}(M) = r_0 > 0$ . Assume that  $M$  is geodesically convex. With the notation introduced before, assume that  $\tau_n := \delta_n/\varepsilon_n \rightarrow 0$ ,  $\delta_n = d_H(\mathcal{X}_n, M)$ , and  $n$  is large enough such that  $\varepsilon_n < 2r_0$ . Then, for all  $x, y \in M$ ,

$$\left(1 - \frac{1}{24} \left(\frac{\pi \varepsilon_n}{2r_0}\right)^2\right) d_M(x, y) \leq d_{G_n}(x, y) \leq (1 + 4\tau_n) d_M(x, y), \quad (3)$$

where  $d_{G_n}(x, y)$  is the distance in the graph build previously, but including  $x$  and  $y$  as vertices.

## 2 Reach estimation

Given a set  $\mathcal{X}_n = \{X_1, \dots, X_n\} \subset M$ , and a sequence of positive real numbers  $\{\varepsilon_n\}_n$ , the plug-in estimator of  $\text{reach}(M)$  based on the graph  $G_n$  defined in the previous section, denoted by

$$\hat{r}_n = \sup \left\{ r > 0, \forall X_i \neq X_j \in \mathcal{X}_n, \|X_i - X_j\| < 2r \Rightarrow d_{G_n}(X_i, X_j) \leq 2r(1 + \varepsilon_n^2) \arcsin\left(\frac{\|X_i - X_j\|}{2r}\right) \right\}.$$

In Figure 2, it is shown as a green dotted line  $d_{G_n}(a, b)$ , the distance between two points  $a, b \in M$  (with  $\|a - b\| < 2r$ ) in the graph  $G_n$  built as before for a given  $\varepsilon_n$ . As a blue solid line, it is shown an arc in the sphere of radius  $r$  joining  $a$  and  $b$  ( $a, b \in \mathcal{X}_n$ ), whose length is  $2r \arcsin(\|a - b\|/2r) \geq d_{G_n}(a, b)$ .

The following theorem states that the estimator  $\hat{r}_n$  is, for  $n$  large enough, bounded from below by the reach  $r_0$  of  $M$ , and bounded from above by  $r_0/(1 - \varepsilon_n)$ .

**Theorem 2.** Under the hypotheses of Theorem 1, for all  $n$  large enough, we have

$$r_0 \leq \hat{r}_n \leq \frac{r_0}{1 - \varepsilon_n}, \quad (4)$$

where  $\varepsilon_n \rightarrow 0$  such that  $\delta_n/\varepsilon_n^3 \rightarrow 0$ , being  $\delta_n = d_H(\mathcal{X}_n, M)$ .

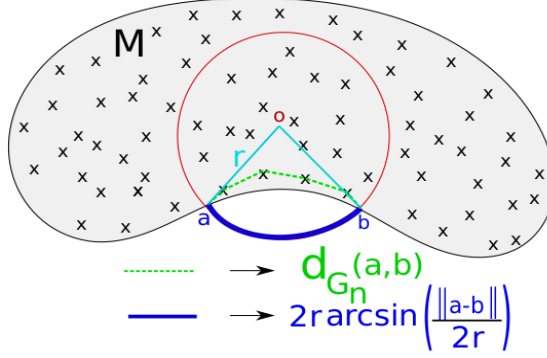


Figure 2: As a green dotted line, it is shown  $d_{G_n}(a, b)$ . As a blue solid line, it is shown as the arc of length  $2r \arcsin(\|a - b\|/2r)$  joining two points  $a, b \in \mathcal{X}_n$ .

If we assume that  $\text{reach}(M) > 0$ , and  $M$  is standard (see Definition 2), we get the following corollary, regarding the convergence rate of  $\hat{r}_n$ , which is a consequence of Theorem 3 in Cuevas and Rodriguez-Casal (2004) and Theorem 2.

**Corollary 1.** *Let  $X_1, X_2, \dots$  be a sequence of iid observation drawn from a distribution  $P_X$  on  $\mathbb{R}^d$ . Assume that the support  $M$  of  $P_X$  is compact, standard with respect to  $P_X$ , and has reach  $r_0 > 0$ . Then, with probability one, for  $n$  large enough,*

$$r_0 \leq \hat{r}_n \leq r_0 + c \left( \frac{\log(n)}{n} \right)^{\frac{1}{3d}} \log(n),$$

for  $\varepsilon_n = c(\log(n)/n)^{\frac{1}{3d}} \log(n)$ , being  $c$  any constant larger than  $(2/(\eta\omega_d))^{1/d}$ , where  $\omega_d = |\mathcal{B}(0, 1)|_d$ , and  $\eta$  is the standardness constant.

**Remark 1.** *The problem where the rate of convergence of any reach estimator for sets that do not fulfill the standardness assumption can be arbitrarily slow remains open.*

### 3 Non-estimability

In this section, we will prove that it is not possible to determine, based on a finite sample, if the reach of the support,  $\text{sup}(f)$ , of a density  $f$  is zero or not. This is equivalent to showing that the functional

$$\alpha(f) = \begin{cases} 1 & \text{if } \text{reach}(\text{sup}(f)) = 0 \\ 0 & \text{otherwise,} \end{cases}$$

cannot be consistently estimated from a sequence of iid observations. This is the case of several different problems. The most simple and well-known is that one cannot determine if the mean of a distribution is finite or not based on a finite sample. However, as in our case, once assuming that the mean is finite, it can be consistently estimated. A fundamental contribution on this general problem is given in Le Cam and Schwartz (1960), where they provide necessary and sufficient conditions for the existence of consistent estimators.

To prove that  $\alpha(f)$  cannot be consistently estimated, we will make use Lemma 1.1 in Fraiman and Meloche (1999), which states that a bounded functional  $\Phi$  defined on complete subset  $\mathcal{B}$  of densities (when endowed with a norm  $\|\cdot\|$  fulfilling  $\|f\|_1 \leq c\|f\|$  for some constant  $c$  and all  $f \in \mathcal{B}$ ) cannot be consistently estimable on  $\mathcal{B}$  if  $\Phi$  is discontinuous at every point of  $\mathcal{B}$ . See also Donoho (1988) for a general setup for different functional of a density. More precisely, we make use of the following Lemma.

**Lemma 1 (Lemma 1.1 in Fraiman and Meloche (1999)).** *Let  $\mathcal{B}$  a subset of densities equipped with some norm  $\|\cdot\|$  that makes  $(\mathcal{B}, \|\cdot\|)$  a complete metric space. Assume that  $\|f\|_1 \leq c\|f\|$  for some constant  $c$  and all  $f \in \mathcal{B}$ . Let  $\Phi : \mathcal{B} \rightarrow [-K, K]$  be any bounded characteristic of the densities in  $\mathcal{B}$ . If  $\Phi$  is consistently estimable on  $\mathcal{B}$ , then there exists a dense subset of points in  $\mathcal{B}$  at which  $\Phi$  is continuous with respect to the topology induced by the  $\|\cdot\|$  norm. Therefore, if  $\Phi$  is discontinuous at every point in  $\mathcal{B}$ , it is not consistently estimable in  $\mathcal{B}$ .*

In our case,  $\mathcal{B}$  is the set of densities endowed with the  $L^1$  norm,  $\|\cdot\|_1$ , which is, by Scheffe's lemma, a complete space.

**Theorem 3.** *Let  $f$  be a density, for all  $\delta > 0$  there exists  $f_\delta$  a density such that  $\|f - f_\delta\|_1 < \delta$  and  $\text{reach}(\text{sup}(f_\delta)) = 0$ . Moreover, if  $\text{reach}(\text{sup}(f)) = 0$ , then for all  $\epsilon > 0$  there exists  $f_\epsilon$  such that  $\|f_\epsilon - f\|_1 < \epsilon$  and  $\text{reach}(\text{sup}(f_\epsilon)) > 0$ . Thus, the functional  $\alpha$  is discontinuous at any density in  $\mathcal{B}$ , and therefore from Lemma 1, it is not estimable.*

*Proof.* If  $\text{reach}(\text{sup}(f)) = 0$ , then  $f_\delta := f$ . Otherwise, if  $\text{reach}(\text{sup}(f)) > 0$  then  $|\partial \text{sup}(f)|_d = 0$ , and  $\text{int}(\text{sup}(f)) \neq \emptyset$ . Let  $x \in \text{int}(\text{sup}(f))$ , then we can remove from  $\text{int}(\text{sup}(f))$  an arbitrary small open cone  $T$  centred at  $x$ , whose interior is included in  $\text{int}(\text{sup}(f))$ . Define  $f_\delta = cf\mathbb{I}_{T^c}$  as being  $c$  a normalizing constant, and  $T^c$  the complement of the set  $T$ . Clearly  $\text{reach}(\text{sup}(f)) = 0$ . Let us assume now that  $\text{reach}(\text{sup}(f)) > 0$ . Let  $\epsilon > 0$  and  $K = K(\epsilon)$  a compact set such that  $\int_{K^c} f(x)dx < \epsilon/2$ . Let  $\xi(x) = d(x, K^c)\mathbb{I}_K(x)$  and  $\gamma$  small enough such that  $|K \setminus \xi^{-1}([\gamma, +\infty))|_d < \epsilon/2$ . Let  $g$  a  $C^2$  function such that  $\sup_{x \in K} |\xi(x) - g(x)| < \gamma/2$ . Let  $S_\gamma := g^{-1}([\gamma/2, \infty))$  then  $S_\gamma \subset K$ , is compact and  $C^2$ , and then its boundary is has positive reach, (see Thäle (2008)). The density  $cf\mathbb{I}_{S_\gamma}$  fulfills the desired properties, where the constant  $c$  is chosen to integrate 1.  $\square$

## 4 Bias correction for the case of manifolds

The case of manifold-valued data is included in our setup but it is quite different. In particular the values of the reach of a set and that of its boundary may be quite different. For instance, in the example considered next, the reach of the ellipse is infinite, while that of its boundary is 0.25. However, our definition of reach is still valid for manifolds, but in this case the estimator tends to overestimate the reach because in this case  $d_{G_n}$  may underestimate  $d_M$ , which is the case when we consider curves. Thus, we consider a bias correction following the proposal given in Arias-Castro et al (2019) for volume estimation, adapted for our problem.

We split the set  $\mathcal{X}$  into two subsets  $\mathcal{X}_1$  and  $\mathcal{X}_2$  of sizes  $n_1$  and  $n_2$ , respectively.

1. Calculate  $\hat{r}_{n_1}$  based on the set  $\mathcal{X}_1$ .
2. Calculate  $\hat{p}_n$ , defined by

$$\binom{n_2}{2}^{-1} \left| \left\{ (X_i, X_j) \in \mathcal{X}_2 : i \neq j, \|X_i - X_j\| < 2\hat{r}_{n_1} \text{ but } d_{G_{n_2}}(X_i, X_j) > 2\hat{r}_{n_1}(1 - \epsilon_{n_2}^2) \arcsin\left(\frac{\|X_i - X_j\|}{2\hat{r}_{n_1}}\right) \right\} \right|.$$

where  $|\cdot|$  denotes the cardinality of the set.

3. Output:  $\hat{r} = [(1 - \hat{p}_n) \vee 1/2] \hat{r}_{n_1}$ .

Table 1: Mean, median and standard deviation over 100 replication, of  $\hat{r}_n$  for different values of the reach  $r$  and  $n$ .

n	Inner radius						$\varepsilon_n$
	r=0.25			r=0.5			
	mean	median	sd	mean	median	sd	
500	0.265	0.265	0.004	0.503	0.503	0.003	0.45
750	0.260	0.260	0.003	0.502	0.503	0.002	0.42
1000	0.257	0.258	0.002	0.501	0.500	0.001	0.39
1250	0.256	0.256	0.002	0.500	0.500	0.001	0.37
1500	0.255	0.255	0.002	0.500	0.500	0.001	0.36

## 5 A small simulation study

### 5.1 Example 1

In this first example, to study the performance of  $\hat{r}_n$ , we considered the two dimensional sets,

$$M_r = \{(x, y) \in \mathbb{R}^2 : r^2 < x^2 + y^2 < r^2 + 1/\pi\},$$

for  $r \in \{0.25, 0.5\}$ . Then,  $\text{reach}(M_r) = r$ . For each  $r$  fixed, we drawn a sample of  $n$  points uniformly distributed on  $M_r$ , for  $n \in \{500, 750, 1000, 1250, 1500\}$ . The values of  $\hat{r}_n$  are computed using  $\varepsilon_n = c(\log(n)/n)^{1/3d}$ , for a constant  $c > (4/\pi)^{1/2}$ . Figure 3 shows the graph  $G_n$  for  $r = 0.5$ ,  $n = 500$  and  $\varepsilon_{500} = 0.45$ . The whole procedure is replicated 100 times. The mean, median and standard deviation of these replications are shown in Table 1. As is observed in both scenarios, the performance of our estimator improves when the sample sizes increases. In addition, the deviation is smaller for  $r = 0.5$  than for  $r = 0.25$ .




Figure 3: A sample uniformly distributed on  $M_{0.5}$  and the edges of  $G_{500}$  for  $\varepsilon_{500} = 0.45$  are shown.

### 5.2 Example 2

In this example, the set is the ellipse  $M = \{(x, y) \in \mathbb{R}^2 : x^2 + 4y^2 = 1\}$ ; see Figure 4. It is easy to see that  $\text{reach}(M) = 0.25$ . We compare the performance of our estimator and the estimator proposed in Aamari et al (2019), which is, to our knowledge, the only competitor given in the literature, and it works only in the particular setting of manifold-value data. Its first approach requires to know the tangent spaces at the sample points. More precisely, given an iid sample  $\mathcal{X}_n \subset M$ ,  $M$  being a  $d$ -dimensional manifold in  $\mathbb{R}^D$ , the authors proposes the estimator  $r$  given by

$$r = \inf_{X_i \neq X_j \in \mathcal{X}_n} \frac{\|X_j - X_i\|^2}{2d(X_j - X_i, T_{X_i}M)}, \quad (5)$$

where  $T_{X_i}M$  is the  $d$  affine linear space, tangent to  $M$  at  $X_i$ .

If  $M$  is unknown, then  $T_{X_i}M$  must be estimated. Proposition 6.1 in Aamari et al (2019) provides bounds for the stability of the estimator  $\tau$  when the tangent spaces are perturbed. Let  $T = \{\widehat{T_{X_i}M}\}_{X_i \in \mathcal{X}_n}$  be a family of  $d$  affine linear spaces, let

$$r(\mathcal{X}_n, T) = \inf_{X_i \neq X_j \in \mathcal{X}_n} \frac{\|X_j - X_i\|^2}{2d \left( \widehat{T_{X_i}M} \right)}. \quad (6)$$

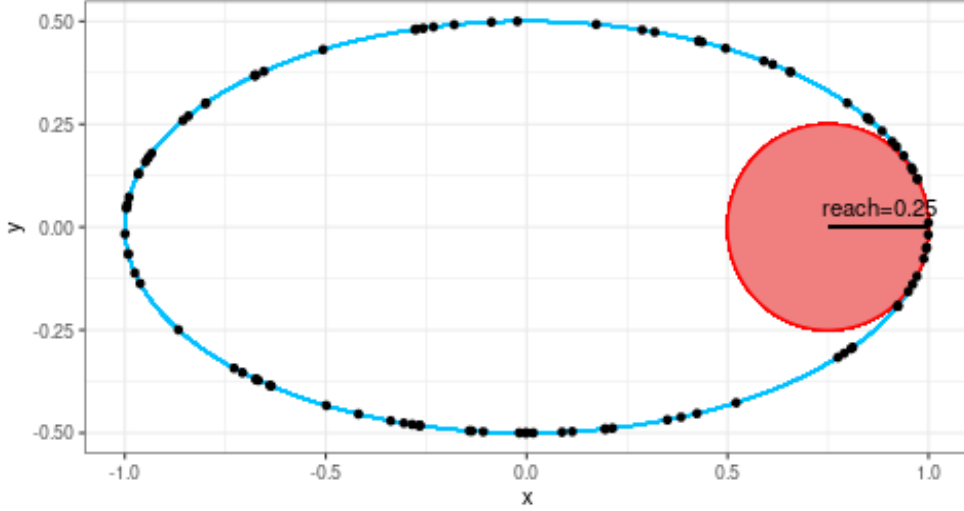


Figure 4: The ellipse  $M = \{(x, y) \in \mathbb{R}^2 : x^2 + 4y^2 = 1\}$ , whose reach is 0.25, and a sample uniformly distributed on  $M$ .

To compare with the proposals given in Aamari et al (2019), we consider two families of linear spaces  $S_1 = \{S_{1,X_i}\}_{X_i \in \mathcal{X}_n}$  and  $S_2 = \{S_{2,X_i}\}_{X_i \in \mathcal{X}_n}$ , defined for each  $X_i \in \mathcal{X}_n$ , as follows.

1.  $S_{1,X_i}$  is a small perturbation of the real (unknown) tangent space  $T_{X_i}M$ , built as follows: for each  $X_i \in \mathcal{X}_n$ , we sample a bivariate standard Gaussian vector  $w$  and we choose  $v \in T_{X_i}M$  with  $\|v\| = 1$ . Then,  $S_{1,X_i}$  is the one dimensional space generated by  $v + \xi w$ , with  $\xi = 1/100$ .
2.  $S_{2,X_i}$  is the estimation of  $T_{X_i}M$ , by means of local principal components, see Aamari et al (2021).

We draw samples of size  $n$ , uniformly distributed in the ellipse, for  $n \in \{400, 600\}$ . We perform 100 replications. For each of them we calculate 1)  $r_{1,n} = r(\mathcal{X}_n, S_1)$ , 2)  $r_{2,n} = r(\mathcal{X}_n, S_2)$  based on equation (6), 3) our estimator,  $\hat{r}_{1,n}$ , without bias correction, and 4)  $\hat{r}_{2,n}$ , the estimator with the bias correction proposed in Section 4. We take  $\varepsilon_n = d_H(\mathcal{X}_n, M)^{1/2}$ , while we follow the suggestion in Aamari et al (2019) considering only those pairs of points whose distance is at least  $\delta$  with  $\delta$  of order  $\log(n)/n$ .

The boxplots for these estimators are given in Figure 5. In Table 2, we report the average differences between the true tangent subspaces  $TM$  and their approximations  $S_j$  for  $j = 1, 2$ ; i.e.,  $\text{Error}(j, k) = \max_{X_i \in \mathcal{X}_n} \|T_{X_i}M - S_{j,X_i}\|_{op}$ , where  $k$  stands for the  $k$ -th replicate, which shows why we obtain better behaviour of  $r_{1,n}$  than  $r_{2,n}$  for both sample sizes.



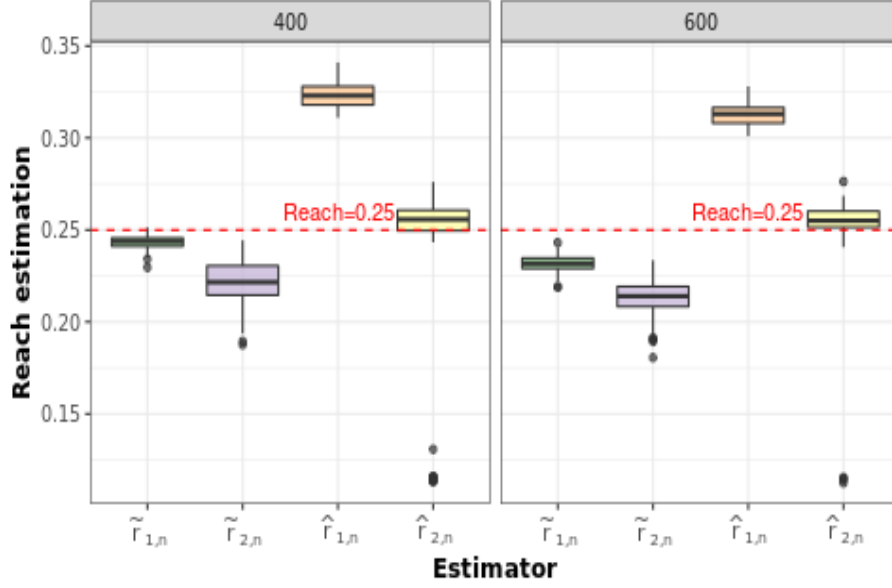


Figure 5: Estimators boxplots for  $r_{1,n} = r(\mathcal{X}_n, S_1)$ ,  $r_{2,n} = r(\mathcal{X}_n, S_2)$ ,  $\hat{r}_{1,n}$  without bias correction and  $\hat{r}_{2,n}$  the estimator with the bias correction.

Table 2: Average values for the distance between the true tangent spaces  $TM$ , and the estimated ones  $S_j$ , on the sample points, for  $j = 1, 2$ .

$n$	$\frac{1}{100} \sum_{k=1}^{100} \text{Error}(1, k)$	$\frac{1}{100} \sum_{k=1}^{100} \text{Error}(2, k)$
400	0.033	0.096
600	0.034	0.069

**Remark 2.** *Using additional information.*

Assuming that the true tangent subspaces, as well as the true geodesic distances, are available, we calculate the estimators given by equation 5, as well as the one given by equation (1); i.e., we consider the unrealistic scenario where we do not need to estimate the tangent subspace nor the construction of the graph  $G$ . In this case, both estimators will behave perfectly well. To illustrate, we perform the previous simulation for the same sample sizes and 100 replications. The results are given in Table 3, and show that the performance of both estimators depend on how well we can estimate the tangent space or the geodesic distance, respectively. Based on the previous results (see Figure 5) and this last table, we consider that our proposal behaves quite well even in the case of Riemannian manifolds.

Table 3: Results under additional information.  $r$  using the true tangent spaces and  $\hat{r}_{1,n}$  (without bias correction).

$Estimator$	$n = 300$		$n = 400$	
	mean	sd	mean	sd
$r$	0.25012	0.00010	0.25009	0.00007
$\hat{r}_{1,n}$	0.25003	0.00465	0.25034	0.00118

## 6 Concluding remarks

We deal with an important problem in set estimation related to geometric measure theory: the estimation of the reach,  $r_0$ , of a set  $M \subset \mathbb{R}^d$ , as well as the case where  $M$  is a manifold. A universally consistent estimator of  $r_0$ , in the sense that no assumptions are required except for  $r_0$  being positive for consistency, is proposed. We show that based on a finite sample with density  $f$ , it is not possible to determine if the reach of the support of  $f$  is zero or not. The consistency result is related to the convergence to zero of  $d_H(M, \mathcal{X}_n)$ . We conjecture that given any consistent estimator of the reach,  $r_n$ , and given any sequence  $\beta_n \rightarrow 0$ , it is possible to find a set (depending on  $\beta_n$ ), with positive reach, for which,  $r_n$  converge to the reach at a rate slower than  $\beta_n$ .

However, under the weak additional assumption of standardness, we provide rates of convergence for  $\hat{r}$ . For the case where  $M$  is a manifold, we adapt our procedure by adding a bias correction method.

A small simulation study is provided that shows quite good results for the behaviour of the proposed estimators.

## Appendix

### 6.1 Proof of Theorem 2

*Proof.* To prove the first inequality, let  $X_i, X_j \in \mathcal{X}_n$  such that  $\varepsilon_n < \|X_i - X_j\| < 2r_0$ . Let  $n$  be large enough such that  $(1 + 4\tau_n) \leq (1 + \varepsilon_n^2)$ . From (1)

$$\begin{aligned} d_{G_n}(X_i, X_j) &\leq (1 + 4\tau_n)d_M(X_i, X_j) \leq 2r_0(1 + 4\tau_n)\arcsin\left(\frac{\|X_i - X_j\|}{2r_0}\right) \\ &\leq 2r_0(1 + \varepsilon_n^2)\arcsin\left(\frac{\|X_i - X_j\|}{2r_0}\right)\}. \end{aligned}$$

Then  $\hat{r}_n \geq r_0$ . To prove the second inequality in (4), we have to prove that for all  $x, y \in M$  such that  $\|x - y\| \leq 2\hat{r}_n(1 - \varepsilon_n)$ ,

$$d_M(x, y) \leq 2\hat{r}_n(1 - \varepsilon_n)\arcsin\left(\frac{\|x - y\|}{2\hat{r}_n(1 - \varepsilon_n)}\right).$$

Since  $r_0 \leq \hat{r}_n$ , it is enough to verify previous inequality for all  $x, y \in M$  such that  $\|x - y\| \geq 2r_0(1 - \varepsilon_n)$ . Denote by

$$\gamma_n = \left(1 - \frac{1}{24}\left(\frac{\pi\varepsilon_n}{2\text{reach}(M)}\right)^2\right).$$

Let  $X_i, X_j \in \mathcal{X}_n$  be the closest points, wrt the euclidean distance, to  $x$  and  $y$ , respectively. From  $\delta_n/\varepsilon_n^3 \rightarrow 0$ , it follows that, for  $n$  large enough,

$$\|X_i - X_j\| \leq \|X_i - x\| + \|x - y\| + \|y - X_j\| \leq 2\delta_n + 2\hat{r}_n(1 - \varepsilon_n) < 2\hat{r}_n.$$

Then,

$$d_{G_n}(X_i, X_j) \leq 2\hat{r}_n(1 + \varepsilon_n^2)\arcsin\left(\frac{\|X_i - X_j\|}{2\hat{r}_n}\right). \quad (7)$$

Then, from Equation (3)

$$\gamma_n d_M(x, y) \leq d_{G_n}(x, y) \leq d_{G_n}(x, X_i) + d_{G_n}(X_i, X_j) + d_{G_n}(X_j, y). \quad (8)$$

Since  $\|x - X_i\| < \delta_n < \varepsilon_n$ ,  $d_{G_n}(x, X_i) = \|x - X_i\| < \delta_n$ . In the same manner,  $d_{G_n}(y, X_j) < \delta_n$ . From (7) and (8),

$$d_M(x, y) \leq 3\delta_n + 2\hat{r}_n \frac{(1 + \varepsilon_n^2)}{\gamma_n} \arcsin\left(\frac{\|X_i - X_j\|}{2\hat{r}_n}\right).$$

For all  $x, y$  such that  $\|x - y\| < 2\hat{r}_n(1 - \varepsilon_n)$ , we have

$$\begin{aligned} \frac{\|X_i - X_j\|}{2\hat{r}_n} &\leq \frac{\|x - y\| + 2\delta_n}{2\hat{r}_n} = \frac{\|x - y\|}{2\hat{r}_n(1 - \varepsilon_n)} + \frac{\|x - y\|}{2\hat{r}_n} \left(1 - \frac{1}{1 - \varepsilon_n}\right) + \frac{\delta_n}{\hat{r}_n} = \\ &\quad \frac{\|x - y\|}{2\hat{r}_n(1 - \varepsilon_n)} - \varepsilon_n \frac{\|x - y\|}{2\hat{r}_n(1 - \varepsilon_n)} + \frac{\delta_n}{\hat{r}_n}. \end{aligned}$$

Using that  $\arcsin(a - b) \leq \arcsin(a) - \arcsin'(a - b)b$ , for all  $a, b > 0$  such that  $0 \leq a - b < 1$ , for  $a = \|x - y\|/(2\hat{r}_n(1 - \varepsilon_n))$  and  $b = \varepsilon_n a - \delta_n/\hat{r}_n$ , we get

$$\begin{aligned} d_M(x, y) &\leq 2\hat{r}_n \frac{(1 + \varepsilon_n^2)}{\gamma_n} \left[ \arcsin(a) - \arcsin'(a - b)b \right] + 3\delta_n = \\ &\quad 2\hat{r}_n(1 - \varepsilon_n) \arcsin(a) + 2\hat{r}_n \left( \frac{(1 + \varepsilon_n^2)}{\gamma_n} - 1 + \varepsilon_n \right) \arcsin(a) \\ &\quad - 2\hat{r}_n \frac{(1 + \varepsilon_n^2)}{\gamma_n} \arcsin'(a - b) \left( \varepsilon_n a - \frac{\delta_n}{\hat{r}_n} \right) + 3\delta_n. \end{aligned}$$

Let us bound, using that  $a < 1$  and  $\hat{r}_n \geq r_0$ ,

$$2\hat{r}_n \frac{(1 + \varepsilon_n^2)}{\gamma_n} \arcsin'(a - b) \frac{\delta_n}{\hat{r}_n} \leq 3 \arcsin'(1 - \varepsilon_n + \delta_n/r_0) \delta_n \leq C_1 \frac{\delta_n}{\sqrt{\varepsilon_n}} \leq \varepsilon_n^2,$$

for  $n$  large enough,  $C_1$  being a positive constant. In addition, for  $n$  large enough, using that  $\hat{r}_n \geq r_0$

$$\hat{r}_n \left( \frac{(1 + \varepsilon_n^2)}{\gamma_n} - 1 \right) \arcsin(a) < C \varepsilon_n^2.$$

$C$  being a positive constant. Then, for  $n$  large enough,

$$\begin{aligned} d_M(x, y) &\leq 2\hat{r}_n(1 - \varepsilon_n) \arcsin(a) + C' \varepsilon_n^2 + \\ &\quad 2\hat{r}_n \varepsilon_n \left[ \arcsin(a) - \frac{(1 + \varepsilon_n^2)}{\gamma_n} \arcsin'(a(1 - \varepsilon_n) + \delta_n/\hat{r}_n) a \right]. \end{aligned}$$

Since  $\hat{r}_n \geq r_0$ , to prove the second inequality in (4), it is enough to prove that there exists  $k > 0$  such that for  $n$  large enough,

$$\arcsin(a) - \frac{(1 + \varepsilon_n^2)}{\gamma_n} \arcsin'(a(1 - \varepsilon_n) + \delta_n/\hat{r}_n) a < -k. \quad (9)$$

for all  $r_0/\text{diam}(M) < a < 1 + b$ . Let us bound,

$$\begin{aligned} \arcsin(a) - \frac{(1 + \varepsilon_n^2)}{\gamma_n} \arcsin'(a(1 - \varepsilon_n) + \delta_n/\hat{r}_n) a &\leq \\ \arcsin(a) - \frac{(1 + \varepsilon_n^2)}{\gamma_n} \arcsin'(a(1 - \varepsilon_n)) a &=: f_n(a). \end{aligned}$$

Lastly, (9) follows from the fact that for all  $n$ ,  $f_n(0) = 0$ ,  $0 < r_0/\text{diam}(M) < a$ , and, for  $n$  large enough,  $f_n'(a) < 0$  for all  $r_0/\text{diam}(M) < a < 1 + b$ .

□

## 6.2 Proof of Theorem 1

This proof is based on the following Lemma, which is a modified version of Main Theorem A in Bernstein et al (2000) for sets of positive reach. The proof follows the same ideas used to prove Main Theorem A, so we will provide a sketch.

**Lemma 2.** *Let  $M \subset \mathbb{R}^d$  be compact, such that  $\text{reach}(M) = r_0 > 0$ . Let  $\mathcal{X}_n \subset M$  a set of  $n$  points. We are given a graph  $G$  on  $\mathcal{X}_n$  and positive real numbers  $\lambda_1, \lambda_2$ . We also refer to positive real numbers  $\varepsilon_{\min}$ ,  $\varepsilon_{\max}$ , and  $\delta$ . Suppose that,*

1. *The graph  $G$  contains all edges  $xy$  of length  $\|x - y\| \leq \varepsilon_{\min}$ .*
2. *All edges of  $G$  have length  $\|x - y\| \leq \varepsilon_{\max}$ .*
3. *The set  $\mathcal{X}_n$  fulfills  $d_H(\mathcal{X}_n, M) \leq \delta$ .*
4.  *$M$  is geodesically convex.*

*Then provided that*

5.  $\varepsilon_{\max} < 2r_0$ ,
6.  $\varepsilon_{\max} \leq (2/\pi)r_0\sqrt{24}\lambda_1$ ,
7.  $\delta \leq \lambda_2\varepsilon_{\min}/4$ ,

*it follows that inequalities*

$$(1 - \lambda_1)d_M(x, y) \leq d_G(x, y) \leq (1 + \lambda_2)d_M(x, y) \quad (10)$$

*are valid for all  $x, y \in M$ .*

*Proof.* The second inequality in (10) is proven as the second inequality in Main Theorem A in Bernstein et al (2000), which is based on Theorem 2 in Bernstein et al (2000). The proof of Theorem 2 in Bernstein et al (2000) does not require smoothness assumptions on  $M$ . To prove the first inequality, let us consider a path  $x_0x_1 \dots x_p$  on  $G$  connecting  $x$  and  $y$  (i.e.,  $x_0 = x$  and  $x_p = y$ .) From conditions 2, 5 and 7  $\|x_i - x_{i+1}\| \leq 2r_0$  and  $\|x_i - x_{i+1}\| \leq (2/\pi)r_0\sqrt{24}\lambda_1$ . From (1), we get that  $2r_0 \sin(d_M(x, y)/2r_0) \leq \|x - y\|$ , for all  $x, y$  such that  $\|x - y\| \leq 2r_0$  (this is Lemma 3 in Bernstein et al (2000)). Thus

$$d_M(x_i, x_{i+1}) \leq (\pi/2)\|x_i - x_{i+1}\| \leq r_0\sqrt{24}\lambda_1.$$

We can then apply Corollary 4 in Bernstein et al (2000) with  $\lambda = \lambda_1$  (its proof depends only on Lemma 3). Then,  $d_M(x_i, x_{i+1}) \leq (1 - \lambda_1^{-1})\|x_i - x_{i+1}\|$ . Lastly,

$$d_M(x, y) \leq (1 - \lambda)^{-1}\|x_0 - x_1\| + \dots + (1 - \lambda)^{-1}\|x_{p-1} - x_p\| = (1 - \lambda_1)^{-1}d_G(x, y).$$

□

## Proof of Theorem 1

*Proof.* Let us verify condition 1 to 6 in Lemma 2. By construction of  $G_n$ , condition 1 and 2 are guaranteed with  $\varepsilon_{\max} = \varepsilon_{\min} = \varepsilon_n$ . Also  $\delta_n = d_H(\mathcal{X}_n, M)$ , guarantee condition 3. Conditions 4 and 5 are fulfilled by hypotheses. Lastly, let us define

$$\lambda_1 := \frac{1}{24} \left( \frac{\pi\varepsilon_n}{2r_0} \right)^2 \quad \text{and} \quad \lambda_2 := 4\tau_n.$$

Then, conditions 6 and 7 are fulfilled, from where it follows (3). □

## References

- Aamari, E., Aaron, C., and Levrard, C.(2021) <https://arxiv.org/abs/2108.03135>
- Aamari E., Kim, J., Chazal, F., Michel, B., Rinaldo, A., and Wasserman, L.(2019). Estimating the reach of a manifold. *Electronic journal of statistics*, 13(1), 1359-1399.
- Aaron, C. and Cholaquidis, A.(2020). On boundary detection. In *Annales de l'Institut Henri Poincaré, Probabilités et Statistiques* Vol. 56, No. 3, pp. 2028–2050.
- Ambrosio, L., Colesanti, A. and Villa, E. (2008). Outer Minkowski content for some classes of closed sets. *Mathematische Annalen* **342**, 727–748.
- Arias-Castro, E., Javanmard, A. and Pelletier, B.(2020). Perturbation bounds for procrustes, classical scaling, and trilateration, with applications to manifold learning. *Journal of Machine Learning Research* Vol. 21, pp. 1–37.
- Arias-Castro, E., Pateiro-López, B. and Rodríguez-Casal, A.(2019). Minimax estimation of the volume of a set under the rolling ball condition. *Journal of the American Statistical Association* Vol. 114, No. 527, pp. 1162–1173.
- Bernstein, M., De Silva, V., Langford, J. C., and Tenenbaum, J. B. (2000). Graph approximations to geodesics on embedded manifolds (pp. 961-968). Technical report, Department of Psychology, Stanford University.
- Boissonnat, J. D., Lieutier, A., and Wintraecken, M. (2019). The reach, metric distortion, geodesic convexity and the variation of tangent spaces. *Journal of Applied and Computational Topology*, 3(1), 29-58.
- Cadre, B(2006) Kernel estimation of density level sets. *Journal of Multivariate Analysis*, 97(4), 999-1023.
- Cholaquidis, A., Cuevas, A. and Fraiman, R. (2014) On Poincaré cone property. *Ann. Statist.*, 42, 255–284.
- Cholaquidis, A. and Fraiman, R. and Lugosi, G. and Pateiro-López, B. (2016). Set estimation from reflected Brownian motion. *Journal of the Royal Statistical Society: Series B (Statistical Methodology)* 78(5), 1057–1078
- Cuevas, A. and Rodriguez-Casal, A.(2004) On boundary estimation. *Advances in Applied Probability* **36**, 340–354.
- Cuevas, A., Fraiman, R. and Pateiro-López, B. (2012). On statistical properties of sets fulfilling rolling-type conditions. *Advances in Applied Probability* **44** 311–329.
- Cuevas, A., González-Manteiga, W., and Rodríguez-Casal, A.(2006). Plug-in estimation of general level sets. *Australian New Zealand Journal of Statistics*, 48(1), 7-19.
- Cuevas, A. and Fraiman, R. (1997). A plug-in approach to support estimation. *Annals of Statistics* **25** 2300-2312.
- Cuevas, A., Fraiman, R. and Györfi, L. (2013). Towards a universally consistent estimator of the Minkowski content. *ESAIM: Probability and Statistics*, **17**, 359-369.
- Cuevas, A., Fraiman, R., and Rodríguez-Casal, A. (2007). A nonparametric approach to the estimation of lengths and surface areas. *Annals of Statistics* 35(3), 1031-1051.

- Aaron, C., Cholaquidis, A., and Cuevas, A. (2017). Detection of low dimensionality and data denoising via set estimation techniques. *Electronic Journal of Statistics*, 11(2), 4596-4628.
- Devroye, L. and Wise, G. (1980) Detection of abnormal behaviour via nonparametric estimation of the support. *SIAM Journal on Applied Mathematics* **3**, 480–488.
- Devroye, L. (1983) On arbitrarily slow rates of global convergence in density estimation. *Zeitschrift für Wahrscheinlichkeitstheorie und verwandte Gebiete*, **62**(4), 475–483.
- Donoho, D. L. (1988) One-Sided Inference about Functionals of a Density David L. Donoho *Annals of Statistics* **16**, 4, 1390-1420.
- Federer, H. (1959) Curvature measures. *Transactions of the American Mathematical Society*, **93**, 418–491.
- Federer, H. (1969). Geometric measure theory *Springer*.
- Fefferman, C., Mitter, S. and Narayanan, H. Testing the manifold hypothesis To appear in *Journal of the American Mathematical Society*.
- Fraiman, R. and Meloche, J. (1999). Counting bumps. *Annals of the Institute of Statistical Mathematics*, 51(3), 541-569.
- Fu, J.H.G (1989) Curvature measures and generalized Morse theory. *Journal of Differential Geometry* **30**(3) 619–642.
- Genovese, C.R., Perone-Pacífico, M., Verdinelli, I. and Wasserman, L. (2012a). The geometry of nonparametric filament estimation. *Journal of the American Statistical Association* 107, 788-799.
- Genovese, C.R., Perone-Pacífico, M., Verdinelli, I. and Wasserman, L. (2012b). Minimax manifold estimation. *Journal of Machine Learning Research* 13, 1263-1291.
- Horobeţ, Emil and Weinstein, Madeleine (2019). Offset hypersurfaces and persistent homology of algebraic varieties *Computer Aided Geometric Design* 74, 101767.
- Le Cam, L. and Schwartz, L (1960). A necessary and sufficient condition for the existence of consistent estimates *Annals of Mathematical Statistics* **31**, 140-150.
- Niyogi, P., Smale, S., and Weinberger, S. (2008) Finding the homology of submanifolds with high confidence from random samples. *Discrete & Computational Geometry* **39**, 419–441.
- Pateiro-López, B. and Rodríguez-Casal, A. (2009) Surface area estimation under convexity type assumptions. *Journal of Nonparametric Statistics* **21**(6), 729–741
- López, B. P. (2008). Set estimation under convexity type restrictions. Universidade de Santiago de Compostela.
- Rataj, J. and Zajíček, L. On the structure of sets with positive reach. (2017) *Mathematische Nachrichten*, **290**(11-12), 1806-1829.
- Rataj, J., and Zähle, M. (2001). Curvatures and currents for unions of sets with positive reach, II. *Annals of Global Analysis and Geometry*, 20(1), 1-21.
- Rodriguez Casal, A.R. (2007) Set estimation under convexity type assumption. *Annales de l'Institut Henri Poincaré*, **43**, 763–774.

- Thäle, C. (2008). 50 years sets with positive reach. A survey. *Surveys in Mathematics and its Applications* 3, 123–165.
- Walther, G. (1999). On a generalization of Blaschke’s rolling theorem and the smoothing of surfaces, *Mathematical Methods in the Applied Sciences* **22** 301–316.