
FEDERATED UNLEARNING VIA CLASS-DISCRIMINATIVE PRUNING

Junxiao Wang, Song Guo, Xin Xie
Hong Kong Polytechnic University
{junxiao.wang, song.guo, xin-ryan.xie}@polyu.edu.hk

Heng Qi
Dalian University of Technology
hengqi@dlut.edu.cn

ABSTRACT

We explore the problem of selectively forgetting categories from trained CNN classification models in the federated learning (FL). Given that the data used for training cannot be accessed globally in FL, our insights probe deep into the internal influence of each channel. Through the visualization of feature maps activated by different channels, we observe that different channels have a varying contribution to different categories in image classification. Inspired by this, we propose a method for scrubbing the model clean of information about particular categories. The method does not require retraining from scratch, nor global access to the data used for training. Instead, we introduce the concept of Term Frequency Inverse Document Frequency (TF-IDF) to quantize the class discrimination of channels. Channels with high TF-IDF scores have more discrimination on the target categories and thus need to be pruned to unlearn. The channel pruning is followed by a fine-tuning process to recover the performance of the pruned model. Evaluated on CIFAR10 dataset, our method accelerates the speed of unlearning by 8.9× for the ResNet model, and 7.9× for the VGG model under no degradation in accuracy, compared to retraining from scratch. For CIFAR100 dataset, the speedups are 9.9× and 8.4×, respectively. We envision this work as a complementary block for FL towards compliance with legal and ethical criteria.

Keywords federated learning, machine unlearning, channel pruning

1 Introduction

Edge devices such as mobile phones and IoT devices have become the primary computing platform today. These devices generate a tremendous amount of valuable data while providing hidden insights about the human world. In this case, AI can hugely help evaluate the data and make sense of it. By training machine learning models that simulate intelligent behaviour to make well-informed decisions with little or no human intervention. However, analyzing large amounts of data with complex machine learning algorithms requires significant computational capabilities. Thus, users have to upload their data to a cloud server to train a satisfactory model, which is undesirable from a privacy, security, regulatory or economic perspective. As an emerging and promising distributed machine learning paradigm, federated learning (FL) allows multiple devices to jointly train a shared model without direct access to sensitive training data [1, 2]. In FL, devices train on an initial model locally with their own data, and upload their model updates to the federated server to build a shared global model [3, 4]. However, in dynamic edge environments, data distribution is often not as static. To allow intelligent applications to adapt to the current environment with limited resources consumption, we need to eliminate specific categories of data from the trained models. Moreover, recent privacy legislation such as the European Union’s *General Data Protection Regulation* (GDPR) and the former *Right to be Forgotten* [5] also give users the right to eliminate specific categories of data from the trained model. These practical needs call for efficient techniques that enable FL models to unlearn, or to forget what has been learned from the categories to be removed (referred to as the target categories).

A naive way to make such models provably forgotten is to retrain them from scratch. However, the computational and time overhead associated with fully retraining models affected by training data erasure can be prohibitively expensive [6]. Approximate unlearning methods produce ML models that are an approximation of the fully retrained models. Most of them can be categorized into one of three groups. Given the category i to be unlearned from the trained

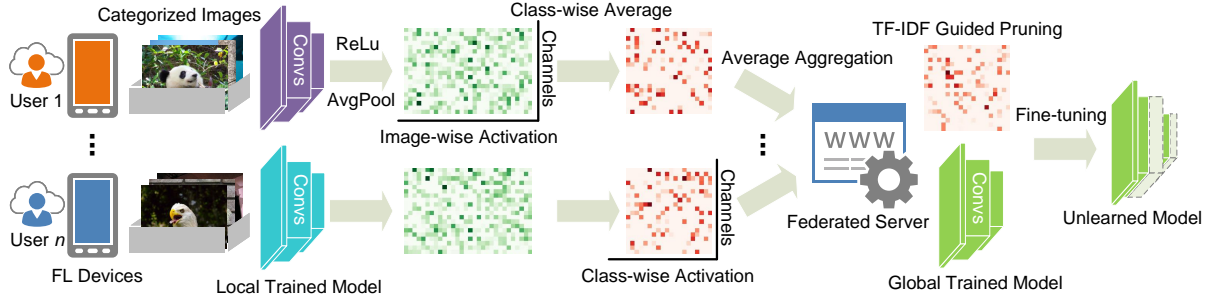


Figure 1: Overview and workflow of the proposed unlearning method. Given the GDPR request to remove a specific category, as first, each online FL device downloads a unlearning program from the federated server; Following the program, the local trained CNN model takes the private images as input and generates a feature map score between each channel and category; These feature map scores are then communicated to the federated server and are aggregated as the global feature map scores; The server uses TF-IDF to evaluate the relevant score between the channels and categories, and builds a pruner to execute pruning on the most discriminative channels of the target category; Upon notification of the pruning complete, each online FL device downloads the pruned model from the federated server, and conducts normal federated training program with target category-excluded training data to achieve fine-tuning.

model. The *first group* updates the trained ML model using the data D_i of i to perform a corrective Newton step; it is defined in [7]. The *second group* updates the trained ML model using the remaining data $D-D_i$ to perform a corrective Newton step; it follows [8, 9, 10]. The *third group* updates the trained ML model by correcting the SGD steps that led to the trained model; it follows the method defined in [11, 12]. Note that, the premise for above three groups to compute an accurate approximation is to obtain accurate D and D_i , while both of data cannot be accessed globally in the FL settings.

Through the visualization of feature maps activated by different channels, we observe that different channels have a varying contribution to different categories in image classification. Inspired by this, we propose a pruning-based method for scrubbing the model cleanly of information about particular categories, as shown in Figure 1. The proposed method introduces the Term Frequency Inverse Document Frequency (TF-IDF) to quantize the class discrimination of channels and prune the most relevant channel of the target category to unlearn its contribution to the model. TF-IDF is a statistical measure that evaluates how relevant a word is to a document in a set of documents. Specifically, our unlearning method considers the output of a channel as a word, the feature map of a category as a document, and uses TF-IDF to evaluate the relevant scores between the channels and the categories. The channels with high TF-IDF scores have more class discrimination and thus need to be pruned to eliminate the contribution of target class. The pruning process does not require any iterative training or searching, and thus is computationally efficient. Finally, a fine-tuning process is conducted to recover the performance of the pruned model, and to provide a better utility than the retrained model.

To the best of our knowledge, this is the first time that CNN channel pruning has been used to guide the machine unlearning process. We also envision our work as a complementary block for FL towards compliance with legal and ethical criteria. Extensive experiments on several representative image classification tasks demonstrate the superiority of our unlearning method. Compared to retraining from scratch, the time required to achieve unlearning is significantly decreased by our method with no degradation in accuracy: on the CIFAR10 dataset, we observe that the speedup is $8.9\times$ for the ResNet model, and $7.9\times$ for the VGG model; on the CIFAR100 dataset, the speedups are $9.9\times$ and $8.4\times$, respectively.

2 Background

For sake of completeness, we now briefly review the federated learning (FL), correspondent problem of target category unlearning, existing studies on unlearning in the context of ML (a.k.a. machine unlearning) and their limitations in the FL settings, due to the inherent distinction in the way how FL and ML learn from data.

2.1 Federated learning

The term *federated learning* was introduced by [3]. Federated learning (FL) is machine learning setting where a set of m clients (e.g., mobile devices) collaboratively train a model under the orchestration of a federated server (e.g., service




Figure 2: Visualization of images from different categories (first row) along with the feature map of the 52-th and 127-th channels (second and third row, respectively) in the 13-th convolutional layer of VGG16 trained on ImageNet. As seen, with different images as input, head and textual information are always activated by these two channels respectively.

provider), while the training data of clients is stored locally and not exchanged [2]. The federated server orchestrates the collaborative training process, by repeating the following steps until training is converged:

1) **Client selection.** Given the unstable client availability, for the round t of federated learning, the federated server selects n clients meeting eligibility requirements to participate in the learning.

2) **Local training.** Upon notification of being selected at the round r , each selected client downloads the current parameters θ of global model and a training program from the federated server. Each selected client locally computes an update to the global model on its local training data by executing the training program. More specifically, the gradients updated at one client (denoted as G), are computed by $\frac{\partial \ell(\mathbf{X}, \mathbf{y}, \theta)}{\partial \theta}$, where \mathbf{X} , \mathbf{y} denote the batches of training data and corresponding labels, and $\ell(\cdot)$ refers to the loss function.

The gradients G in typical federated learning settings are the minimum that must be shared to the server, corresponding to FedSGD approach. In FedAVG [3], models are consecutively updated on more batches of local data, which can be several epochs of training, and then shared. We note that a common way is to share the updated model $\theta + G$, but this practically amounts to sharing G since all participants know θ . Besides, the gradient sharing can be among clients and the federated server in any direction depending on different cases [2].

3) **Global Aggregation.** Upon having received local updates from n clients, the federated server aggregates these updates and update its global model, and initiates next round learning.

2.2 Federated Unlearning

The images trained with FL devices are nurturing the development of convolutional neural networks (CNNs) and their many beneficial uses in the mobile image classification applications. However, recently introduced legislation, such as the General Data Protection Regulation (GDPR) in the European Union [13], the California Consumer Privacy Act in the United States, and PIPEDA privacy legislation in Canada include provisions that require the so-called right to be forgotten [14]. These practical needs call for efficient techniques that enable FL models to unlearn, or to forget what has been learned from the categories to be removed (referred to as the target categories). Concretely, we frame the problem of target category unlearning in FL as follows.

Suppose train a shared model on data points D distributed across m devices, where $m \gg n$, i.e., the number of participant devices. To unlearn the i -th category from the trained model, we need to update the model such that the new model operates as if the subset of data D_i used for training the target category had never been observed. To satisfy the requested removal, the vanilla way would be to retrain the model from scratch on the remaining data points $D - D_i$. Time, computation, and energy costs for retraining models could be considerably expensive, especially when several rounds of training and aggregating among multiple participants are involved in the FL settings.

2.3 Machine Unlearning

Unlearning efficiency in the context of ML (a.k.a. machine unlearning) has been recently studied. These methods typically produce models that are an approximation of the fully retrained model. We coarsely characterize them into three groups.

1) **Fisher unlearning method.** The *first group* uses the Fisher information [15] of the remaining data $D-D_i$ and inject optimal noise in order to unlearn the target category [8, 9, 10]. The unlearning algorithm takes as input the currently trained model, the subset of the training data $D_i \in D$, and outputs an updated model given by

$$\mathbf{w}' = \mathbf{w} - \mathbf{F}^{-1}\Delta + \sigma\mathbf{F}^{-\frac{1}{4}}\mathbf{b} \quad (1)$$

where Δ is the gradient of the loss function, computed on the remaining training data $D-D_i$. \mathbf{F} is the Fisher matrix, also computed on the remaining training data $D-D_i$. The first term corresponds to the corrective Newton step. The second term corresponds to noise injection, and adds standard normal noise \mathbf{b} to the updated model in the direction of the Fisher matrix.

2) **Influence unlearning method.** The *second group* [7, 16] is based on the Influence theory [17]. The unlearning algorithm is performed by computing the influence of the data D_i on the trained ML model then updating the model to remove that influence as

$$\mathbf{w}' = \mathbf{w} + \mathbf{I}^{-1}\nabla \quad (2)$$

where ∇ is the gradient of the loss function, computed on the data D_i . \mathbf{I} is the second derivative of the loss function, computed on the remaining training data $D-D_i$. The second term is known as the influence function of the data D_i on the trained model. Moreover, the loss function incorporates noise injection to achieve unlearning.

3) **Gradient unlearning method.** The *third group* focuses on approximating the SGD steps as if full retraining was performed [11, 12, 18, 19]. To aid in a history of accurate computations to produce an effective approximation, the unlearning method periodically computes the exact gradient after some iterations. The exact gradient is computed on the remaining training data $D-D_i$.

Methods from the above three groups can be used to perform unlearning for classification models, as long as the relevant training data (e.g., D and D_i) are possible to globally access at hand. However, in the FL settings, since the number of participant devices n is usually much smaller than the total devices m [3], and the data on the participant devices is usually Non-IID [1], thereby leading to the participant data being incomplete and severely biased. This practical limitation makes inaccurate approximation for the federated unlearning, otherwise to obtain accurate approximation requiring a similar participant cost than the full retrain.

3 Pathway to Channel Pruning

While the data used for training are impossible to access globally in FL, insights may still be gleaned by probing deep into the internal influence of each channel. Imagine such a possibility: if we can quantify the category information learned by each channel without globally accessing the data, then we have chance to forget special categories by pruning the channels whose class discrimination is the most. Assuming this idea is feasible, the federated unlearning will usher a novel form of implementation, on which the existing practical limitations are well adapted to. To study the pathway to the channel pruning based solution, we start by investigating the class discrimination of channels in CNNs.

3.1 Class Discrimination of Channels

As exploited in [20], the feature map of each channel have the locality that a particular area in one feature map is activated. Inspired by this, we visualize the feature map generated by VGG16 trained on ImageNet to explore the local information in the internal 13-th convolutional layer. As can be seen from Figure 2, the 52-th channel in the 13-th convolutional layer always generates feature map that highlights the head information while the 127-th channel always highlights the textual information. Even though there is no explicitly labeled head or text, the class-discriminative channels automatically learns to extract partial information to make better decisions, which exactly meets human intuition when classifying an image. That is, head information extracted by the 52-th channel helps the model to identify animals, and textual information extracted by the 127-th channel contributes to classify categories with texts such as airliners and digital watches. On the other hand, some local features may not be beneficial to identifying all categories. For example, the 127-th channel always chooses to deactivate most of the pixels when processing images with no textual semantics like cats and dogs (see the first and fourth columns).

Such local representation on the internal layer shows that different channels have varying contribution to different categories in image classification, which motivates us to rethink the importance of class-discriminative channels on federated unlearning. By evaluating the class-discriminative information, we aim to find channels that have greatest separability with respect to the target categories, which fits seamlessly with the goal of classification forgetting.

3.2 TD-IDF based Channel Scoring

We introduce the Term Frequency Inverse Document Frequency (TF-IDF) to quantize the class discrimination of channels. TF-IDF [21] is a statistical measure that evaluates how relevant a word is to a document in a set of documents. It is used in many scenarios of document search and information retrieval, most importantly in automated text analysis, and is very useful for scoring words in machine learning algorithms for Natural Language Processing (NLP) [22]. TF-IDF defines a quantification of the relevance between a word and a document: the relevance increases proportionally to the number of times the word appears in the document, but is offset by the number of documents that contain the word. Therefore, words that are common in every document, rank low even though they may appear many times, since they mean few to that document in particular. Instead, if a word appears many times in a document, while not appearing many times in others, it probably means that the word is very relevant.

Concretely, TF-IDF for a word in a document is quantized by multiplying two different metrics: (1) The term frequency (TF) of the word in the document; (2) The inverse document frequency (IDF) of the word across a collection of documents. For word t in document e from the set E of all documents, TF is usually calculated with a count of instances of t appearing in e . Then, the frequency is divided by the length of e . The IDF can be calculated by taking the total volume of E , dividing it by the number of documents that contain t , and calculating the logarithm. Multiplying the TF and IDF results in the TF-IDF score of t in e . The higher the score, the more relevant that t is in that particular e .

Determining how discriminative a channel is to a category can use TF-IDF in a similar way. Specifically, our unlearning method regards the output of a channel as a word and the feature map of a category as a document. Hence, this TF-IDF variant can evaluate the relevant score between the channels and the categories. Channels with high TF-IDF scores have more class discrimination and thus need to be pruned.

3.3 Class-Discriminative Channel Pruning

Channel pruning targets at removing the specific channels in each layer and shrink a CNN model into thinner one [23]. As a type of structured simplification, the advantage of channel-level pruning is removing the entire channels directly, which can be well supported by general-purpose hardware and easily leverage high-efficiency Basic Linear Algebra Subprograms (BLAS) libraries [24].

While most practice implements channel pruning by selecting channels based on rule-of-thumb designs, the notion of evaluating the class-discriminative information has recently fostered the channel pruning [25]. In particular, class-discriminative channel pruning has two unique advantages for federated unlearning: It can (1) find channels that have great separability with respect to the target categories, which fits seamlessly with the goal of classification forgetting; (2) make the unlearning more explainable, as it directly assesses what the channels have learned and quantizes the information of the channels. However, recent works of channel pruning with class-discriminative metrics have not well studied the computational effectiveness. For example, the recent work [26] uses a closed-form function and the work [25] inserts a cross-entropy type loss. They both require iterative optimization steps or heavy matrix operation like matrix inversion to obtain the discrimination score, which can hinder the techniques to be applied to the large-scale distributed FL settings.

Compared to existing methods of class-discriminative channel pruning, our TF-IDF guided channel pruning does not require any iterative training or searching, which is much more lightweight in terms of computational overhead.

4 Design and Implementation

In this section, we firstly introduce the overall design and workflow of our unlearning framework. Then, we present in detail the specific implementation of our method in the FL device and the federated server, respectively.

4.1 Workflow

Our framework is applicable to FL models that pre-trained in a wide range of ways, unlike existing unlearning methods that require the training to be conducted in a special manner. Given the request to remove a specific category from a pre-trained model stored in both local and global, the workflow depicted in Figure 1 is composed of two key components running respectively in the FL client and the federated server: participant clients transform their private images to generate local representations which are communicated to the server, in order to build a pruner based on the TF-IDF score between the target category and channels. (see Algorithm 1)

Algorithm 1 Framework of federated unlearning.

Require: the collection of participant FL clients, n ;
the FL model that has been pre-trained, w ;
the set of classes to be forgotten, U' ;
Ensure: the FL model with target classes unlearned, w' ;

- 1: **if** there is a request to remove U' from w **then**
- 2: the federated server notifies all clients in n ;
- 3: **for** each client i in n **do**
- 4: download unlearning program from the server;
- 5: calculate `local_proc(w, private images)`;
 /* defined in Section 4.2 */
- 6: upload calculated representation to the server;
- 7: **end for**
- 8: **if** the server got uploads from all clients in n **then**
- 9: pruned $\hat{w} \leftarrow \text{server_proc}(w, u' \in U', \text{aggregation})$;
 /* defined in Section 4.3 */
- 10: **end if**
- 11: $w' \leftarrow \text{finetuning_proc}(\hat{w}, \text{target accuracy})$;
- 12: **return** w' ;
- 13: **end if**

As an initial step, each participant FL client downloads a unlearning program from the federated server and conducts the program in its local: Following the program, local trained CNN model takes the private images as input to calculate output feature map across each layer; Obtained feature map is then processed by ReLU and `avg_pool2d` operations in sequence to generate a representation of each channel for each image; Through averaging the representation according to the class of each image, a local representation between channels and classes can be calculated. These local representations calculated by each client are then communicated to the federated server: Upon having received local representations from all participant clients, the server aggregates these representations in average as a global representation; Given the global representation, the server will use TF-IDF to evaluate the relevant score between the channels and categories, and builds a pruner to execute pruning on the most discriminative channels of the target category. Upon notification of the pruning complete, each participant client downloads the pruned model from the federated server, and conducts standard federated training program to achieve fine-tuning with the training data not containing the target category.

4.2 Local Processing in FL Clients

At each FL client, `local_proc` in the unlearning program is conducted with local private images, to generate a local representation of each channel for different classes.

Considering the local trained model as an L -layer CNN model, its kernel weights can be represented as $w = \{w_1, w_2, \dots, w_L\}$. The kernel in the l -th layer is denoted as $w_l \in \mathcal{R}^{C_{out}^l \times C_{in}^l \times K_l \times K_l}$, where C_{out}^l, C_{in}^l, K_l denote the numbers of output channels and input channels, and the kernel size, respectively. Let $X_l \in \mathcal{R}^{N \times C_{in}^l \times H_l \times W_l}$ be the input of the l -th layer where N is the batch size of input images, and H_l, W_l are the height and width of the input respectively. Therefore, the local set of private images can be denoted as X_1 . The output feature map of the l -th layer is calculated as

$$O_l = X_l \otimes w_l \quad (3)$$

where \otimes is the convolutional operation, $O_l \in \mathcal{R}^{N \times C_{in}^{l+1} \times H_{l+1} \times W_{l+1}}$, and $C_{in}^{l+1} = C_{out}^l$. As a first step, the client will record the feature map generated by local model in each layer. Then, we apply ReLU [27] followed by an average pooling operation over the feature map. For the channels at l -th layer, the activation of output feature map is denoted by A_l , can be calculated by

$$A_l = \text{AvgPooling}(\text{ReLU}(O_l)) \quad (4)$$

where O_l is the output feature map generated by l -th layer, and the feature map of each channel is resized from $H_{l+1} \times W_{l+1}$ to 1×1 . Therefore, $A_l \in \mathcal{R}^{N \times C_{out}^l}$ is a local representation between images and channels. Finally, the representation A_l will be averaged across classes and re-stacking each channel, as $A'_l \in \mathcal{R}^{|U| \times C_{out}^l}$, where $|U|$ is the number of classes. Upon the unlearning program is conducted complete in the client, the representation A'_l is uploaded to the federated server for further processing. (see Algorithm 2)

Algorithm 2 Procedure steps in `local_proc`.

Require: the collection of local private images, \mathbf{X}_1 ;
the local FL model that has been pre-trained, \mathbf{w} ;
Ensure: local representation between classes and channels, \mathbf{A}' ;
1: the client conducts the unlearning program in its local;
2: **for** each model layer l in L **do**
3: record output feature map in l -th layer $\mathbf{O}_l = \mathbf{X}_l \otimes \mathbf{w}_l$;
4: $\mathbf{O}'_l \leftarrow$ apply ReLU activation to output feature map \mathbf{O}_l ;
5: $\mathbf{A}_l \leftarrow$ apply `avg_pool2d` to after-activated \mathbf{O}'_l ;
6: $\mathbf{A}'_l \leftarrow$ impose \mathbf{A}_l to be averaged by class-wise;
7: **end for**
8: **return** $\mathbf{A}' = \{\mathbf{A}'_1, \mathbf{A}'_2, \dots, \mathbf{A}'_L\}$;

Algorithm 3 Procedure steps in `server_proc`.

Require: the class to be forgotten, u' ;
the set of total available classes, \mathbf{U} ;
the collection of participant FL clients, \mathbf{n} ;
the global FL model that has been pre-trained, \mathbf{w} ;
local representations between classes and channels, \mathbf{A}' ;
hyper-parameter to determine threshold of pruning R ;
Ensure: FL model with discriminative channels pruned, $\hat{\mathbf{w}}$;
1: $\mathbf{A}^* \leftarrow$ aggregate \mathbf{A}'_i in average for each $i \in \mathbf{n}$;
2: **for** each model layer l in L **do**
3: calculate $\text{TF}_l(\mathbf{A}^*, u')$, $\text{IDF}_l(\mathbf{A}^*, \mathbf{U})$, $\text{TF-IDF}_l(\text{TF}_l, \text{IDF}_l)$
/* according to Equation (5), (6) and (7) */
4: $\text{TF-IDF} \leftarrow \text{concatnate}(\text{TF-IDF}_l)$;
5: **end for**
6: $\hat{\mathbf{w}} \leftarrow \text{channel_pruner}(\mathbf{w}, \text{TF-IDF}, R)$;
7: **return** $\hat{\mathbf{w}}$;

Note that, our unlearning method maintains a basic level of privacy and avoid massive communication. FL devices never share any of their private data in federated unlearning. Instead, to enable channel pruning in the federated server, each participant client only uploads a local representation between classes and channels. Moreover, our unlearning method is inherently architecture-agnostic and its overhead on communication is scale only with the number of classes and channels. Most importantly, this method does not require global access to the data. The underlying intuition to use averaging operations is to ensure pruning of channels adapts to incomplete and biased participant data.

4.3 Processing in the Federated Server

At the federated server, `server_proc` is conducted with the local uploaded representations between classes and channels. Upon having received local representations from all participant clients, the server first aggregates these local representations in average to generate a global representations between classes and channels.

Given a global representation $\mathbf{A}^* \in \mathcal{R}^{|\mathbf{U}| \times C_{out}^l}$ in l -th layer, the term frequency (TF) can be calculated by

$$\text{TF}_l = \mathbf{A}_l^*.[u'] / \mathbf{A}_l^*.\text{sum}(\text{dimension} = 1).[u'] \quad (5)$$

where $\text{TF}_l \in \mathcal{R}^{C_{out}^l}$ represents the contribution of each word (channel) to a specific document (class). Note that, some channels that have high scores in TF may also have a contribution on other categories outside the target category. In order to obtain the most discriminative channels of the target category, the inverse document frequency (IDF) in l -th layer can be calculated by

$$\text{IDF}_l = \log \frac{1 + |\mathbf{U}|}{1 + [\mathbf{A}_l^* \geq \mathbf{A}_l^*.\text{mean}(\text{dim} = 0)].\text{sum}(\text{dim} = 0)} \quad (6)$$

where $\text{IDF}_l \in \mathcal{R}^{C_{out}^l}$ represents how common or rare contribution of each word (channel) is in the entire document set (classes). The closer it is to 0, the more common contribution of a channel is. Hence, if contribution of a channel is very common and appears in many classes, its IDF will approach 0. Otherwise, it will approach 1. Multiplying TF_l

and IDF_l results in the TF-IDF_l score of channels for the target class in l -th layer, as

$$TF-IDF_l = TF_l * IDF_l \quad (7)$$

where $TF-IDF_l \in \mathcal{R}^{C_{out}^l}$ represents the relevant score between the channels and categories. The higher the score, the more relevant that channel is in that particular class.

Based on the calculated TF-IDF score between the channels and categories, the server then builds a pruner to execute pruning on the most discriminative channels of the target category. Pruning is a common technique to compress neural network models. The pruning methods try to prune the specific weights from models, thereby their values are zeroed and we make sure they do not take part in the back-propagation process. Coarse-grained pruning or structured pruning is pruning entire group of weights, such as a convolutional filter. We adopt an one-shot pruning to physically prune the channels whose TF-IDF score is beyond a pre-defined percentage R . Since some channels of all convolution filters in $l+1$ -th layer are removed, the convolution filters that generate these channels in l -th layer will be removed accordingly. For channel pruning, a subgroup of output channels in w_l will be removed to obtain pruned kernel $\hat{w}_l \in \mathcal{R}^{\hat{C}_{out}^l \times \hat{C}_{in}^l \times K_l \times K_l}$ under the constraints of $\hat{C}_{in}^l \leq C_{in}^l$ and $\hat{C}_{out}^l \leq C_{out}^l$. It is worth noting that the corresponding input channels of w_{l+1} are accordingly removed. We have the Equation 3 in the pruned model \hat{w}_l as

$$\hat{O}_l = \hat{X}_l \circledast \hat{w}_l \quad (8)$$

In the case of multi-class removal, the pruning process is executed multiple times, removing one class each time. Finally, upon the pruning complete, the federated server will notify each participant FL client to download the pruned model from it. A fine-tuning process is then conducted to achieve the after-pruned model with a target accuracy.

4.4 Fine-tuning Processing

After pruning the most discriminative channels of the target category, the accuracy degradation should be compensated by retraining the pruned model. Our fine-tuning process is the same as the normal training procedure of federated learning, without introducing additional regularization. To reduce the unlearning time, we apply the *prune once and retrain* strategy: prune channels of multiple layers at once and retrain them until the target accuracy is restored. We find for our unlearning method, the *prune once and retrain* strategy can be used to prune away significant portions of the model corresponding to the target class, and any loss in accuracy can be regained by retraining for a short period of time (significantly less than retraining from scratch).

5 Experimental Evaluation

In this section, we empirically evaluate the performance of proposed unlearning method in the FL settings. We report experiments on CIFAR10 and CIFAR100 datasets [28] with ResNet and [29] VGG [30] models. We choose these datasets and models because they are sufficiently standard and general in image classification tasks, thus proving that our method is general instead only valid for specific image tasks, such as facial image classification. Specially, CIFAR10 dataset consists of 60000 32x32 colour images in 10 classes, with 6000 images per class. CIFAR100 dataset is just like the CIFAR10, except it has 100 classes containing 600 images each. On both CIFAR10 and CIFAR100, we forget the information of entire class from the deep CNN models, compared to two baselines.

5.1 FL Settings

Note that, the characteristic of FL is that only a portion of total clients are sampled as participant, and the participant clients have Non-IID local training data [3, 31, 1]. Therefore, the participant data are incomplete and biased. We assume the participant data have a distribution different from the overall training data distribution of the learning task. In particular, we assume the participant data are biased towards certain classes. We sample a fraction of the data points in the participant data from a particular class in the overall training data and the remaining data points are sampled from the remaining classes uniformly at random.

We follow Fang et al. [32] to distribute the training data points in a dataset among clients. Assuming there are M classes in a dataset. We randomly split the clients into M groups. A training data point with label m is assigned to group m with probability q_i and to any other group with probability $(1-q_i)/(M-1)$. Within the same group, data are uniformly distributed to each client. q_i , as a bias probability, controls the distribution difference of the local training data. If $q_i=1/M$, the local training data are independent and identically distributed (IID), otherwise the local training data are Non-IID. A larger q_i denotes a higher level of Non-IID among the local training data. We will set $q_i=1/M$ to simulate the Non-IID settings.

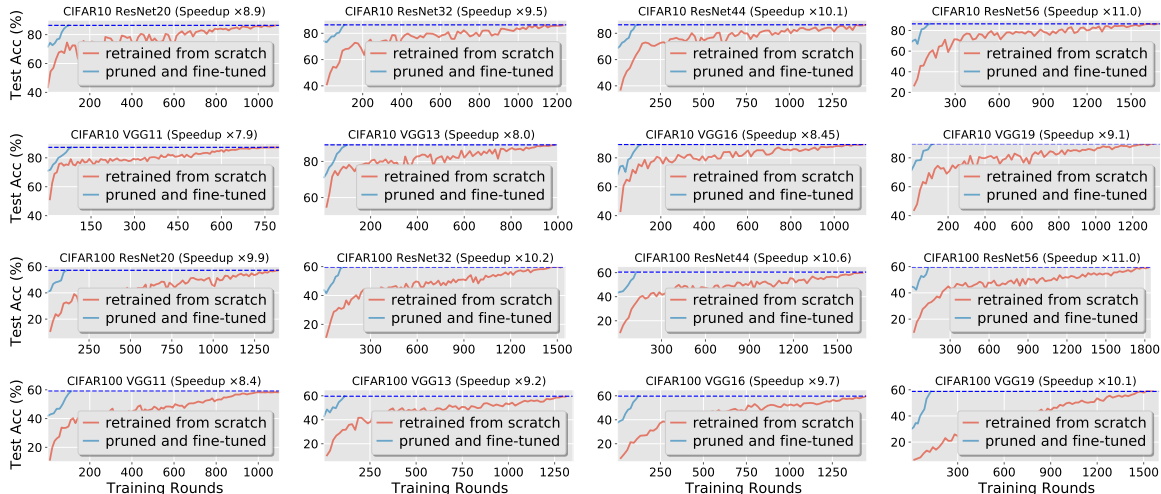


Figure 3: Federated unlearning the last category of CIFAR10/CIFAR100 from pre-trained models.

	CIFAR10						CIFAR100					
	Rounds of training			Test accuracy on U/R-set			Rounds of training			Test accuracy on U/R-set		
Bias probability	0.10	0.45	1.00	0.10	0.45	1.00	0.01	0.35	1.00	0.01	0.35	1.00
Our method	113	135	181	00.00/80.13%	00.00/74.45%	00.00/66.87%	110	163	235	00.00/50.34%	00.00/46.99%	00.00/39.45%
Fisher method	610	750	1110	22.47/80.00%	28.54/73.79%	19.10/66.04%	700	820	1190	15.33/49.86%	14.71/45.30%	17.09/38.32%

Table 1: Impact of different bias probabilities (unlearning the last category from ResNet20 model).

Specially, we assume there are a total of 100 clients containing all the training data, and the number of clients participating in each round is 25. The bias probability q is set from 0.1 to 1.0 for CIFAR10, and is set from 0.01 to 1.0 for CIFAR100. We compare our unlearning method against two baselines.

Baselines. (1) retraining the entire data (without the points to be unlearned) from scratch; (2) forgetting the target category based on the Fisher unlearning method [8, 9, 10]. As introduced in Section 2.3, this method uses the Fisher information of the participant data and inject optimal noise in order to achieve unlearning.

5.2 Experimental Results

As shown in Figure 3, we unlearn the last category of CIFAR10 and CIFAR100 from different pre-trained models, and compare the speedup with fully retraining. The learning method is FedSGD, learning rate is set 0.1, and bias probability is 0.1(0.01). For full retrain, the x-axis represents the number of training rounds from scratch. For our method, the x-axis represents the number of training rounds in fine-tuning process. The y-axis represents the accuracy of the unlearned models on the testset (without the category to be forgotten). We show the impact of different bias probabilities in Table 1. The learning method is FedAVG, local epoch is 5, learning rate is 0.1. The model accuracy is calculated respectively on the testset only containing the target category (i.e., unlearned testset, or U-set) and the testset containing the rest categories (i.e., rest testset, or R-set). We set the hyper-parameter $R=0.05$ for CIFAR10 ResNet; 0.1 for CIFAR10 VGG; 0.1 for CIFAR100 ResNet; 0.15 for CIFAR100 VGG.

Unlearning speedup. Obviously, the speedups produced by our method compared to fully retraining is very significant: on CIFAR10 dataset, we observe the speedup is 8.9~11.0x for the ResNet model, and 7.9~9.1x for the VGG model; on CIFAR100 dataset, the speedups are 9.9x and 8.4x, respectively. On the one hand, as the depth of the network increases, the effect of acceleration will get better. On the other hand, as the total number of categories increases, the effect of unlearning acceleration will also become better. These results show that our method can be well adapted to real large-scale scenarios with a large number of categories and a deep network.

Compared to the baseline method using the Fisher information, our method performs significantly better because our method is insensitive to the distribution of training data, thereby can achieve an accurate unlearning even with severely biased participant data. As an another way to represent category information in the unlearned model, the Fisher method heavily depends on accurate and global access to all training data, and depicts a linear corrective Newton step to achieve unlearning by injecting optimal noise. Once the training data cannot be globally accessed (i.e., with higher bias in our settings), the corrective step cannot be guided in precise. Therefore, a large value of noise will

Accuracy	CIFAR10								CIFAR100							
	Raw model		After-pruned		Fine-tuned		Re-trained		Raw model		After-pruned		Fine-tuned		Re-trained	
	U-set	R-set	U-set	R-set	U-set	R-set	U-set	R-set	U-set	R-set	U-set	R-set	U-set	R-set	U-set	R-set
ResNet20	91.50%	83.33%	00.00%	20.79%	00.00%	86.40%	00.00%	86.33%	54.00%	50.01%	00.00%	05.38%	00.00%	57.17%	00.00%	57.11%
ResNet32	94.20%	83.71%	00.00%	11.58%	00.00%	86.40%	00.00%	86.14%	52.00%	51.67%	00.00%	01.06%	00.00%	59.62%	00.00%	59.42%
ResNet44	89.90%	83.94%	00.00%	22.19%	00.00%	86.48%	00.00%	86.34%	48.00%	53.25%	00.00%	01.22%	00.00%	60.41%	00.00%	59.85%
ResNet56	93.10%	84.02%	00.00%	11.11%	00.00%	86.42%	00.00%	86.38%	44.00%	52.91%	00.00%	01.32%	00.00%	59.60%	00.00%	59.28%
VGG11	88.20%	84.72%	00.00%	18.29%	00.00%	87.24%	00.00%	87.13%	50.00%	53.55%	00.00%	01.28%	00.00%	59.25%	00.00%	58.20%
VGG13	91.50%	84.19%	00.00%	15.17%	00.00%	89.18%	00.00%	89.09%	60.00%	51.88%	00.00%	03.82%	00.00%	59.65%	00.00%	59.27%
VGG16	91.60%	84.38%	00.00%	17.79%	00.00%	89.20%	00.00%	89.30%	44.00%	50.34%	00.00%	01.46%	00.00%	59.72%	00.00%	59.57%
VGG19	88.80%	83.53%	00.00%	11.11%	00.00%	89.72%	00.00%	89.62%	52.00%	52.15%	00.00%	01.02%	00.00%	58.78%	00.00%	58.96%

Table 2: Information forgotten effect compared to fully retraining (unlearning the last category).

Model Accuracy	Raw model		First class pruned		Second class pruned		Fine-tuned		Re-trained		
	U-set	R-set	U-set	R-set	U-set	R-set	U-set	R-set	U-set	R-set	Speedup
Delete class 0+9 from [0-9]	88.70%	83.01%	02.10%	24.57%	00.00%	32.41%	00.00%	87.12%	00.00%	87.29%	×8.71
Delete class 0+5 from [0-9]	81.90%	84.71%	00.25%	25.04%	00.00%	26.74%	00.00%	89.62%	00.00%	89.75%	×10.62
Delete class 5+9 from [0-9]	84.70%	84.01%	02.10%	31.74%	00.00%	37.71%	00.00%	88.37%	00.00%	88.21%	×8.92

Table 3: Delete two categories of CIFAR10 simultaneously from ResNet20 model.

indiscriminately remove information from the model which in turn drastically reduces the effectiveness of further fine-tuned training. Moreover, even the case of no bias, deep and nonlinear neural networks are great challenges for the linear corrective method.

Information erasure. As shown in Table 2, we compare the model accuracy on R/U-set respectively for our method and full retrain, which serves as a befitting manner to measure the quality of unlearning (i.e., assess how much information about the target category is still contained in the unlearned model.). It can be observed that, first of all, our method has no loss of precision on R-set. On this basis, the accuracy of our method on U-set is the same as full retrain, and both are 0%. These results prove that our method achieves resemble effect of information erasure on the pre-trained model as the full retrain does, without the expense of accuracy.

It is worth noting that, as the total number of categories increases, the accuracy of the after-pruned model on R-set is get lower (e.g., closing to 0% for CIFAR100). However, the speedup of unlearning is still kept as can be seen from Figure 3. This proves from the side that our method can indeed cut the channels most relevant to the target class from the trained model. In the fine-tuning process, less interference (on forward and backward propagation) comes from the channels related to the target category, thereby can effectively accelerate the recovery of accuracy on R-set.

Multi-class removal. As shown in Table 3, the performance in the case of multi-class removal is still advanced (with the speedups comparable to the case of single-class removal). After pruning for the second class, the accuracy of the after-pruned model on U-set is get lower (i.e., to 0%), which shows an ideal information erasure.

6 Related Work

Machine unlearning as the field most related to this paper, its notion was first proposed by Cao et al. [33] in the context of statistical query learning. Different from the class-level unlearning we defined, the goal of machine unlearning is more strict as it forgets a particular subset of samples within a class. To unlearn a data sample, Cao et al. [33] transforms the learning algorithms into a summation form that follows statistical query learning, breaking down the dependencies of training data. However, the method in [33] is not applicable to learning algorithms that cannot be transformed into summation form, such as neural networks.

Thereafter, machine unlearning for different ML models have been explored. Ginart et al. [5] studied the problem of data removal for variants of k-means clustering, but cannot be applied to supervised learning. The works [8, 9, 10, 7, 16, 11, 12, 18, 19] introduced in Section 2.3 focus on supervised linear classification models, such as logistic regression, but not specializing for more complex models, such as neural networks. There are other approximate unlearning methods that fit for specific ML models, such as Brophy et al. [34] for random forest models, or Nguyen et al. [35] for bayesian learning. Bourtole et al. [6] proposed a more general algorithm named SISA. The main idea of SISA is to split the training data into several disjoint shards, with each shard training one sub-model. To remove a specific sample, the algorithm only needs to retrain the sub-model that contains this sample. Nevertheless, existing machine unlearning works focus on ML models in traditional centralized settings, i.e., the training data assumed to be globally accessed, which is ineligible for unlearning in the FL settings. Liu et al. [36] studied client-level unlearning in FL, i.e., to eliminate the influence of data of a FL device on the global model, and proposed an algorithm named FedEraser. The main idea of FedEraser is to unlearn model by leveraging the historical parameter updates of clients

that have been retained at the federated server during the training process. However, for convolutional architectures, [36] show that unlearning is possible for only shallow networks, such as for a 2-layer CNN followed by 2 fully-connected (FC) layers. How much the amount of stored information in the federated server also leads to a trade-off between the accuracy and scalability.

7 Conclusion

We propose a definition of selectively forgetting categories for the trained CNNs classification model in the federated learning (FL) settings. Based on this definition, we propose a scrubbing procedure that cleans information about particular categories from the trained model, without the need to globally access the training data, nor to retrain from scratch. Compared to the gold standard model trained from scratch without any knowledge of the target category data, our method demonstrates its superiority in terms of unlearning speed under no degradation in accuracy. We envision this work as an early step towards federated unlearning, which contributes as a complementary block for compliance with legal and ethical criteria. In future work, we will investigate a more challenging fine-grained unlearning task in FL settings, where not only does an entire class need to be forgotten, but rather a particular subset of samples within a class needs to be removed, while still maintaining output knowledge of that class.

References

- [1] Yue Zhao, Meng Li, Liangzhen Lai, Naveen Suda, Damon Civin, and Vikas Chandra. Federated learning with non-iid data. *arXiv preprint arXiv:1806.00582*, 2018.
- [2] Peter Kairouz, H Brendan McMahan, Brendan Avent, Aurélien Bellet, Mehdi Bennis, Arjun Nitin Bhagoji, Kallista Bonawitz, Zachary Charles, Graham Cormode, Rachel Cummings, et al. Advances and open problems in federated learning. *arXiv preprint arXiv:1912.04977*, 2019.
- [3] Brendan McMahan, Eider Moore, Daniel Ramage, Seth Hampson, and Blaise Aguera y Arcas. Communication-efficient learning of deep networks from decentralized data. In *Proceedings of International Conference on Artificial Intelligence and Statistics (AISTATS)*, 2017.
- [4] Qiang Yang, Yang Liu, Tianjian Chen, and Yongxin Tong. Federated machine learning: Concept and applications. *ACM Transactions on Intelligent Systems and Technology (TIST)*, 10(2):1–19, 2019.
- [5] Antonio Ginart, Melody Y Guan, Gregory Valiant, and James Zou. Making ai forget you: Data deletion in machine learning. In *Proceedings of Conference on Neural Information Processing Systems (NeurIPS)*, 2019.
- [6] Lucas Bourtole, Varun Chandrasekaran, Christopher A Choquette-Choo, Hengrui Jia, Adelin Travers, Baiwu Zhang, David Lie, and Nicolas Papernot. Machine unlearning. In *Proceedings of IEEE Symposium on Security and Privacy (SP)*, 2021.
- [7] Chuan Guo, Tom Goldstein, Awni Hannun, and Laurens Van Der Maaten. Certified data removal from machine learning models. In *Proceedings of International Conference on Machine Learning (ICML)*, 2020.
- [8] Aditya Golatkar, Alessandro Achille, and Stefano Soatto. Eternal sunshine of the spotless net: Selective forgetting in deep networks. In *Proceedings of IEEE/CVF Conference on Computer Vision and Pattern Recognition (CVPR)*, 2020.
- [9] Aditya Golatkar, Alessandro Achille, and Stefano Soatto. Forgetting outside the box: Scrubbing deep networks of information accessible from input-output observations. In *Proceedings of European Conference on Computer Vision (ECCV)*, 2020.
- [10] Aditya Golatkar, Alessandro Achille, Avinash Ravichandran, Marzia Polito, and Stefano Soatto. Mixed-privacy forgetting in deep networks. In *Proceedings of IEEE/CVF Conference on Computer Vision and Pattern Recognition (CVPR)*, 2021.
- [11] Yinjun Wu, Edgar Dobriban, and Susan Davidson. Deltagrad: Rapid retraining of machine learning models. In *Proceedings of International Conference on Machine Learning (ICML)*, 2020.
- [12] Yinjun Wu, Val Tannen, and Susan B Davidson. Priu: A provenance-based approach for incrementally updating regression models. In *Proceedings of ACM SIGMOD International Conference on Management of Data*, 2020.
- [13] Alessandro Mantelero. The eu proposal for a general data protection regulation and the roots of the ‘right to be forgotten’. *Computer Law & Security Review*, 29(3):229–235, 2013.
- [14] Supreeth Shastri, Melissa Wasserman, and Vijay Chidambaram. The seven sins of personal-data processing systems under {GDPR}. In *Proceedings of USENIX Workshop on Hot Topics in Cloud Computing (HotCloud)*, 2019.
- [15] James Martens. New insights and perspectives on the natural gradient method. *Journal of Machine Learning Research*, 21(146):1–76, 2020.
- [16] Zachary Izzo, Mary Anne Smart, Kamalika Chaudhuri, and James Zou. Approximate data deletion from machine learning models. In *Proceedings of International Conference on Artificial Intelligence and Statistics (AISTATS)*, 2021.
- [17] Pang Wei Koh and Percy Liang. Understanding black-box predictions via influence functions. In *Proceedings of International Conference on Machine Learning (ICML)*, 2017.
- [18] Laura Graves, Vineel Nagisetty, and Vijay Ganesh. Amnesiac machine learning. In *Proceedings of the AAAI Conference on Artificial Intelligence*, 2021.
- [19] Seth Neel, Aaron Roth, and Saeed Sharifi-Malvajerdi. Descent-to-delete: Gradient-based methods for machine unlearning. In *Proceedings of International Conference on Algorithmic Learning Theory (ALT)*, 2021.
- [20] Jason Yosinski, Jeff Clune, Anh Nguyen, Thomas Fuchs, and Hod Lipson. Understanding neural networks through deep visualization. *arXiv preprint arXiv:1506.06579*, 2015.
- [21] Jiaul H Paik. A novel tf-idf weighting scheme for effective ranking. In *Proceedings of ACM SIGIR Conference on Research and Development in Information Retrieval*, 2013.

- [22] Inbal Yahav, Onn Shehory, and David Schwartz. Comments mining with tf-idf: the inherent bias and its removal. *IEEE Transactions on Knowledge and Data Engineering (TKDE)*, 31(3):437–450, 2018.
- [23] Yihui He, Xiangyu Zhang, and Jian Sun. Channel pruning for accelerating very deep neural networks. In *Proceedings of IEEE International Conference on Computer Vision (ICCV)*, 2017.
- [24] Mingbao Lin, Rongrong Ji, Yuxin Zhang, Baochang Zhang, Yongjian Wu, and Yonghong Tian. Channel pruning via automatic structure search. In *Proceedings of International Joint Conference on Artificial Intelligence (IJCAI)*, 2020.
- [25] Zhuangwei Zhuang, Mingkui Tan, Bohan Zhuang, Jing Liu, Yong Guo, Qingyao Wu, Junzhou Huang, and Jinhui Zhu. Discrimination-aware channel pruning for deep neural networks. In *Proceedings of Conference on Neural Information Processing Systems (NeurIPS)*, 2018.
- [26] Sun-Yuan Kung, Zejiang Hou, and Yuchen Liu. Methodical design and trimming of deep learning networks: Enhancing external bp learning with internal omnipresent-supervision training paradigm. In *Proceedings of IEEE International Conference on Acoustics, Speech and Signal Processing (ICASSP)*, 2019.
- [27] Vinod Nair and Geoffrey E Hinton. Rectified linear units improve restricted boltzmann machines. In *Proceedings of International Conference on Machine Learning (ICML)*, 2010.
- [28] Alex Krizhevsky, Geoffrey Hinton, et al. Learning multiple layers of features from tiny images. 2009.
- [29] Kaiming He, Xiangyu Zhang, Shaoqing Ren, and Jian Sun. Deep residual learning for image recognition. In *Proceedings of IEEE/CVF conference on Computer Vision and Pattern Recognition*, 2016.
- [30] Karen Simonyan and Andrew Zisserman. Very deep convolutional networks for large-scale image recognition. *arXiv preprint arXiv:1409.1556*, 2014.
- [31] Jakub Konečný, H Brendan McMahan, Felix X Yu, Peter Richtárik, Ananda Theertha Suresh, and Dave Bacon. Federated learning: Strategies for improving communication efficiency. *arXiv preprint arXiv:1610.05492*, 2016.
- [32] Minghong Fang, Xiaoyu Cao, Jinyuan Jia, and Neil Gong. Local model poisoning attacks to byzantine-robust federated learning. In *Proceedings of USENIX Security Symposium (Security)*, 2020.
- [33] Yinzhi Cao and Junfeng Yang. Towards making systems forget with machine unlearning. In *Proceedings of IEEE Symposium on Security and Privacy (SP)*, 2015.
- [34] Jonathan Brophy and Daniel Lowd. Machine unlearning for random forests. In *Proceedings of International Conference on Machine Learning (ICML)*, 2021.
- [35] Quoc Phong Nguyen, Bryan Kian Hsiang Low, and Patrick Jaillet. Variational bayesian unlearning. In *Proceedings of Conference on Neural Information Processing Systems (NeurIPS)*, 2020.
- [36] Gaoyang Liu, Xiaoqiang Ma, Yang Yang, Chen Wang, and Jiangchuan Liu. Federaser: Enabling efficient client-level data removal from federated learning models. In *Proceedings of IEEE/ACM International Symposium on Quality of Service (IWQOS)*, 2021.

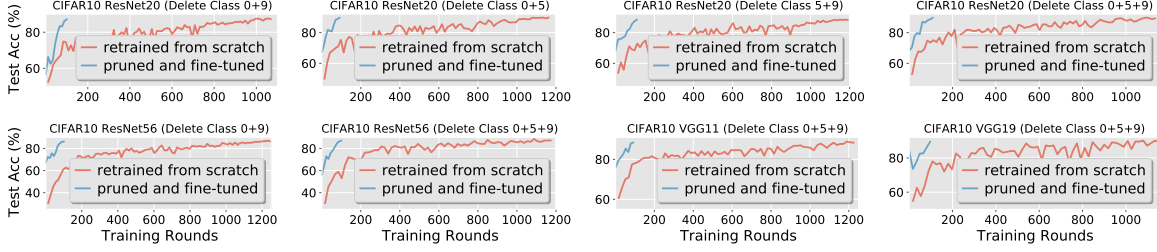


Figure 4: Extensive experiments: removing multiple categories of CIFAR10 from pre-trained models.

ResNet20 CIFAR10	Raw model		First class pruned		Last class pruned		Fine-tuned		Re-trained		
Model Accuracy	U-set	R-set	U-set	R-set	U-set	R-set	U-set	R-set	U-set	R-set	Speedup
Delete class 0+9 from [0-9]	88.70%	83.01%	02.10%	24.57%	00.00%	32.41%	00.00%	87.12%	00.00%	87.29%	×8.71
Delete class 0+5 from [0-9]	81.90%	84.71%	00.25%	25.04%	00.00%	26.74%	00.00%	89.62%	00.00%	89.75%	×10.62
Delete class 5+9 from [0-9]	84.70%	84.01%	02.10%	31.74%	00.00%	37.71%	00.00%	88.37%	00.00%	88.21%	×8.92
Delete class 0+5+9 from [0-9]	85.10%	83.74%	01.57%	28.01%	00.00%	30.00%	00.00%	89.62%	00.00%	89.23%	×8.45
ResNet56 CIFAR10	Raw model		First class pruned		Last class pruned		Fine-tuned		Re-trained		
Model Accuracy	U-set	R-set	U-set	R-set	U-set	R-set	U-set	R-set	U-set	R-set	Speedup
Delete class 0+9 from [0-9]	91.75%	83.23%	01.20%	12.50%	00.00%	19.38%	00.00%	87.22%	00.00%	86.38%	×10.33
Delete class 0+5+9 from [0-9]	85.57%	84.66%	03.82%	14.29%	00.00%	33.33%	00.00%	87.10%	00.00%	87.23%	×9.66
VGG11 CIFAR10	Raw model		First class pruned		Last class pruned		Fine-tuned		Re-trained		
Model Accuracy	U-set	R-set	U-set	R-set	U-set	R-set	U-set	R-set	U-set	R-set	Speedup
Delete class 0+5+9 from [0-9]	83.60%	85.70%	00.63%	17.77%	00.00%	20.61%	00.00%	88.40%	00.00%	88.34%	×10.77
VGG19 CIFAR10	Raw model		First class pruned		Last class pruned		Fine-tuned		Re-trained		
Model Accuracy	U-set	R-set	U-set	R-set	U-set	R-set	U-set	R-set	U-set	R-set	Speedup
Delete class 0+5+9 from [0-9]	84.87%	83.71%	05.60%	24.13%	00.00%	34.17%	00.00%	89.44%	00.00%	89.40%	×9.29

Table 4: Extensive experiments: delete multiple categories of CIFAR10 simultaneously from pre-trained models.

A Appendices

A.1 Notations

The meanings of important notations can be found from Table 5.

Notations	Meaning
D	total training data in global
D_i	training data of i -th class
$D-D_i$	training data not containing i -th class
m	total FL clients in global
n	available FL clients in participant
X	input images for training
t	words in concept of TF-IDF
e	documents in concept of TF-IDF
E	document set in concept of TF-IDF
w	raw model before unlearning
\hat{w}	model after channel pruning
w'	model after unlearning
U	all available categories of training data
U'	categories of training data to be forgotten
u'	categories in set U' to be forgotten
O_l	output feature map in l -th layer
A	local representation between images and channels
A'	local representation between classes and channels
A^*	global representation between classes and channels

Table 5: Notations and meaning.

A.2 Multi-class removal: extensive cases

In the case of multi-class removal, Table 3 has shown the effect of deleting two categories of CIFAR10 simultaneously from ResNet20. For a more comprehensive investigation, we conduct similar experiments on CIFAR10 dataset with more pre-trains models (ResNet20/56, VGG11/19), as shown in Figure 4 and Table 4. The learning method is FedSGD, learning rate is set 0.1, and bias probability is 0.1(0.01). As seen, the performance of our method in unlearning acceleration and information erasure is satisfactory.

A.3 Term frequency inverse document frequency (TF-IDF): formal definition

TF-IDF multiplies the frequency of term (TF) appears in a document and the inverse document frequency (IDF) of the term across a collection of documents. In particular, TF-IDF score for a term t in document e from the document set $\mathbf{E}=\{e_1, e_2, \dots, e_n\}$ is calculated:

$$\text{TF-IDF}(t, e, \mathbf{E}) = \text{TF}(t, e) * \text{IDF}(t, \mathbf{E}) \quad (9)$$

where $\text{TF}(\cdot)$ and $\text{IDF}(\cdot)$ are defined to calculate as:

$$\text{TF}(t, e) = \text{freq}(t, e)/|e| \quad (10)$$

$$\text{IDF}(t, \mathbf{E}) = \log[(|\mathbf{E}| + 1)/(\text{count}(e, e \in \mathbf{E} \cap t \in e) + 1)] \quad (11)$$

TF equals that the number of occurrences $\text{freq}(t, e)$ in document e divided by the length $|e|$ of this document, which eliminates the impact of the length of the document on the term frequency. IDF equals the length of the set \mathbf{E} of all documents, divided by the length $\text{count}(e, e \in \mathbf{E} \cap t \in e)$ of the subset of documents term t appears in each of these documents.

A.4 ReLU activation and avg_pool2d operation: more details in Section 4.2

At each client, `local_proc` in the unlearning program is conducted with local private images, to generate a local representation of each channel for different categories, so as to facilitate measuring the class-wise discrimination of different channels.

As a first step, the client will record the feature map generated by local model in each layer. Then, for l -th layer, we reduce the dimension of feature map tensor \mathbf{O}_l^i of i -th category image by a ReLU layer and an average pool layer as:

$$\mathbf{A}_l^i = \left[\sum_1^{H_{l+1}} \sum_1^{W_{l+1}} \max(0, \mathbf{O}_l^i) \right] / (H_{l+1} * W_{l+1}) \quad (12)$$

where $\mathbf{O}_l^i \in \mathcal{R}^{C_{in}^{l+1} \times H_{l+1} \times W_{l+1}}$, and $C_{in}^{l+1} = C_{out}^l$. We refer $\mathbf{A}_l^i \in \mathcal{R}^{C_{out}^l \times 1}$ as the category activation value of channels, and we denote the local representation between classes and channels as

$$\mathbf{A}_l = \left\{ \mathbf{A}_l^1, \mathbf{A}_l^2, \dots, \mathbf{A}_l^{|\mathcal{U}|} \right\} \in \mathcal{R}^{|\mathcal{U}| \times C_{out}^l} \quad (13)$$

The global representation \mathbf{A}_l^{*i} of i -th category is calculated by averaging local representation \mathbf{A}_l^i for all i -th class images, and we denote the global representation between classes and channels as

$$\mathbf{A}_l^* = \left\{ \mathbf{A}_l^{*1}, \mathbf{A}_l^{*2}, \dots, \mathbf{A}_l^{*|\mathcal{U}|} \right\} \in \mathcal{R}^{|\mathcal{U}| \times C_{out}^l} \quad (14)$$