

AUGMENTING KNOWLEDGE DISTILLATION WITH PEER-TO-PEER MUTUAL LEARNING FOR MODEL COMPRESSION

A PREPRINT

 **Usma Niyaz**

Department of Computer Science and Engineering
Indian Institute of Technology Ropar

 **Deepti R. Bathula**

Department of Computer Science and Engineering
Indian Institute of Technology Ropar

ABSTRACT

Knowledge distillation (KD) is an effective model compression technique where a compact student network is taught to mimic the behavior of a complex and highly trained teacher network. In contrast, Mutual Learning (ML) provides an alternative strategy where multiple simple student networks benefit from sharing knowledge, even in the absence of a powerful but static teacher network. Motivated by these findings, we propose a single-teacher, multi-student framework that leverages both KD and ML to achieve better performance. Furthermore, an online distillation strategy is utilized to train the teacher and students simultaneously. To evaluate the performance of the proposed approach, extensive experiments were conducted using three different versions of teacher-student networks on benchmark biomedical classification (MSI vs. MSS) and object detection (Polyp Detection) tasks. Ensemble of student networks trained in the proposed manner achieved better results than the ensemble of students trained using KD or ML individually, establishing the benefit of augmenting knowledge transfer from teacher to students with peer-to-peer learning between students.

Keywords Knowledge distillation, Peer Mutual learning, Teacher-student network, Online distillation.

1 Introduction

Deep learning has attracted significant interest from the health care sector over the last decade. With assistance from medical experts and researchers, it has achieved promising results in several areas such as drug discovery, medical image analysis, robotic surgeries, etc. While deep learning techniques perform exceptionally well, they require training huge models on large datasets to achieve this feat. However, huge models are not always practically feasible due to computational costs associated with training them and their inability to scale to smaller devices. Consequently, there is a shift towards developing deep learning models that are smaller, faster and more efficient that do not compromise performance significantly. Recently, knowledge distillation (KD) has emerged a potential candidate for creating such smaller and efficient architectures. It involves transfer of knowledge gained by a huge pre-trained teacher network to a compact student model. The teacher-student interaction mechanism is designed to gradually enable the smaller student to replicate the behavior of highly trained teacher model. Knowledge distillation is now considered an established and effective model compression technique (Hinton et al. [2015]; Bucilunundefined et al. [2006]; Ba and Caruana [2014]). Its applications include a wide variety of computer vision tasks including segmentation (Li et al. [2020]), object detection and recognition (Chen et al. [2017]). Since its inception, several variants of KD have been proposed to enhance knowledge transfer. Traditionally, the teacher-student networks are trained in a two-stage process called offline KD. The pre-trained teacher network remains fixed while providing structured knowledge to guide the learning process of the student. In contrast, online distillation (Guo et al. [2020]) considers all networks as peers and collaboratively trains them in a single step process. Deep Mutual Learning (DML) (Zhang et al. [2018]) achieves promising results by distilling information of logits between the two student networks. Generally, transfer of knowledge is achieved using logits but transfer of intermediate level representations has been explored as well. FitNet (Romero et al. [2015]) transfers feature maps from a pre-trained teacher network to improve the supervised learning of a student network. Furthermore, ensembling of logits produced by all the students has shown to outperform methods that use the logits

information directly (Guo et al. [2020]). Evolutionary distillation is proposed in Zhang et al. [2021] and Zhang et al. [2019] that transfers the intermediate level representation by introducing guided modules in between the teacher and the student network. In addition to computer vision, benefits of KD have also been leveraged in medical image analysis. Mutual Knowledge Distillation (MKD) was proposed to transfer the knowledge from one modality (MR images) to another (CT images) for segmentation task (Li et al. [2020]). Further in Guan et al. [2021], knowledge is distilled from the teacher network trained on multimodal data to the single modality student network for the Alzheimer’s disease prediction.

Taking inspiration from classroom learning dynamics, we explore the idea of augmenting the knowledge distillation from teacher to student with mutual learning between multiple students. Our main contributions are:

- We propose to combine the benefits of knowledge distillation with mutual learning using a single-teacher, multi-student framework.
- Our online training framework involves passing the predictions from the teacher to each of the students and simultaneously sharing of logits information between the students at each iteration.
- We demonstrate the efficacy of our proposed approach on benchmark biomedical classification and detection tasks using three different network configurations.

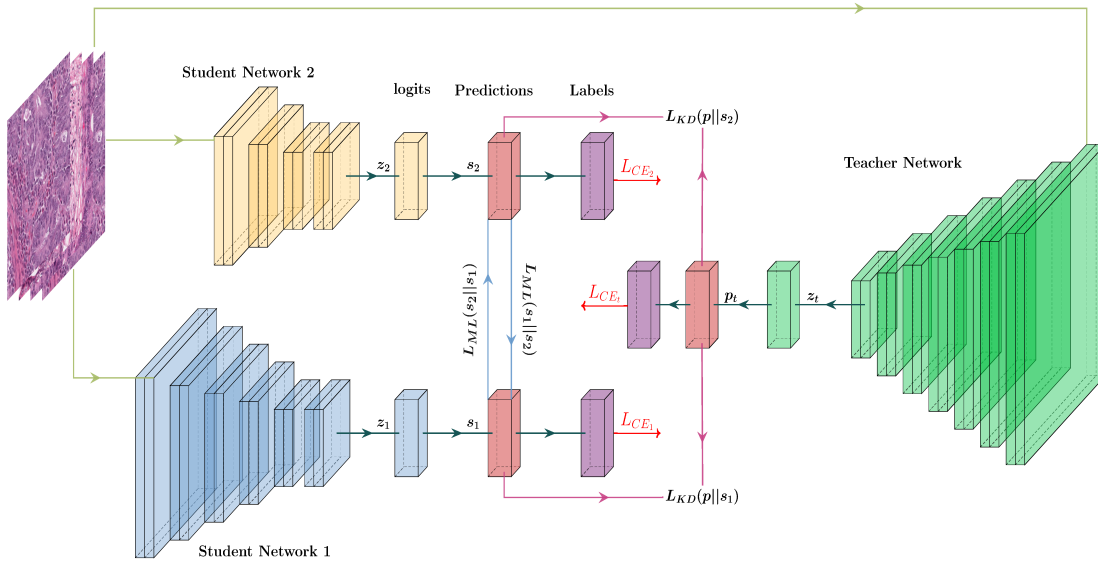


Figure. 1: Overview of the combined knowledge distillation and mutual learning technique with one teacher and two student networks. In addition to the supervised learning loss (L_{CE}), each student is trained to mimic the teacher (L_{KD}) and learn from its peers (L_{ML}).

2 Methodology

We formulate the proposed approach using one-teacher and two-student networks as depicted in Figure 1. Extension to more student networks is straightforward as described below. Given a training set with N samples $X = \{\mathbf{x}_i\}_{i=1}^N$ from C classes with corresponding labels $Y = \{y_i\}_{i=1}^N$ with $y_i \in \{1, 2, \dots, C\}$, we define our teacher and student models as $f(X, \theta)$ and $f(X, \phi_k)$ respectively and $k \in \{1, 2, \dots, K\}$ is the number of students. The probability of a sample \mathbf{x}_i belonging to class c according to a network is given by the extended softmax as:

$$p^c(\mathbf{x}_i) = \frac{\exp(\mathbf{z}^c/T)}{\sum_{c=1}^C \exp(\mathbf{z}^c/T)} \quad (1)$$

where T is the temperature parameter and the logit \mathbf{z}^c is the output from the network.

Generally, for a classification task, *Cross-Entropy (CE)* error between the predicted and true labels is used as the objective function to train network. Consequently, the teacher network is trained using loss function -

$$L_{CE(t)} = - \sum_{i=1}^N \sum_{c=1}^C I(y_i, c) \log(\hat{y}_i^c(\mathbf{x}_i)) \quad (2)$$

where I is an indicator function with $I(y_i, c) = 1$ if $y_i = c$, otherwise $I(y_i, c) = 0$.

As the goal of our approach is to train the student networks to mimic the performance of the teacher network, a *Knowledge Distillation (KD)* term is added to loss function. Furthermore, students are encouraged to share useful information by introducing a *Mutual Learning (ML)* term to the loss function. Here, Kullback Leibler (KL) divergence is used to measure the correspondence between two network’s predictions, both teacher-student and student-student.

Assuming the teacher and student network’s predictions are represented by \mathbf{p} and \mathbf{s}_k for k^{th} student respectively, the KD and ML losses are given as $L_{KD} = D_{KL}(\mathbf{p}||\mathbf{s}_k)$ and $L_{ML} = D_{KL}(\mathbf{s}_k||\mathbf{s}_{k'})$, where the KL distance from \mathbf{p} to \mathbf{q} is computed as:

$$D_{KL}(\mathbf{p}||\mathbf{q}) = \sum_{i=1}^N \sum_{c=1}^C p^c(\mathbf{x}_i) \log \frac{p^c(\mathbf{x}_i)}{q^c(\mathbf{x}_i)} \quad (3)$$

Consequently, the combined loss function for training the k^{th} student network is:

$$L_k = \alpha L_{CE(k)} + \beta L_{KD}(\mathbf{p}, \mathbf{s}_k) + \gamma \sum_{\substack{k'=1 \\ k' \neq k}}^K L_{ML}(\mathbf{s}_k, \mathbf{s}_{k'}) \quad (4)$$

The ensemble class probabilities $\hat{\mathbf{s}}$ of the multi-student network for the classification task is defined as $\hat{\mathbf{s}} = \max_{c \in \mathcal{C}} \{\mathbf{s}_k\}_{k=1}^K$ and final label prediction $\hat{y} = \arg\max_{c \in \mathcal{C}} \hat{\mathbf{s}}$.

3 Experimental Results

3.1 Datasets

We evaluated the performance of the proposed approach on both biomedical classification and object detection tasks. For classification, we chose TCGA-COAD MSI vs MSS Dataset¹ for identifying the type of gastrointestinal cancer. Due to limited computational resources, we randomly chose a subset of 5000 histological images from the 192K image repository, ensuring that sample has the same distribution of the population. For or object detection, we chose Hyper Kvasir Dataset² consisting of 1000 segmented images for polyps detection.

Versions	V1	V2	V3
Teacher Network	Resnet152	Resnet152	Densenet201
Student Network 1	Resnet50	VGG16	EfficientNetB0
Student Network 2	Resnet34	VGG19	EfficientNetB1

Table 1: Different versions of teacher-student networks with compact models for students and more complex networks for teacher.

3.2 Experiments

We compared the performance of our combined knowledge distillation and mutual learning approach with baseline KD and ML only models. Additionally, we trained our proposed model using both online and offline distillation strategies. All models used one-teacher and two-student networks (Figure. 1) and were compared across three different configurations as shown in Table 1. The Datasets were split for training and testing with 80:20 ratio and experiments were repeated with different random seed values to generalize the networks and ensure reproducibility. The SGD optimizer was used for training the models for classification task. We set the learning rate to 0.01 with momentum of 0.9, batch size as 16 and the values of T , α , β and γ are set to 2, 0.1, 0.45 and 0.45 respectively. During the training process, $L2$ regularization and simple data augmentation techniques are used to reduce the effects of overfitting.

¹https://www.kaggle.com/joangibert/tcga_coad_msi_mss_jpg

²<https://www.kaggle.com/kelkalot/the-hyper-kvasir-dataset>

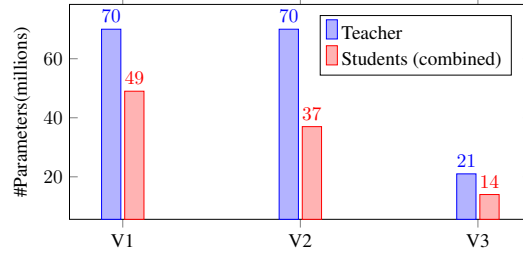


Figure 2: Model Compression: Reduction in parameters between teacher and combined student networks of approximately 30% in V1, 47% in V2 and 33% in V3 configurations.

3.3 Results

Quantitative results are shown in Table 2. It can be observed that our proposed model achieves statistically significant improvement in performance than baseline models for both MSI vs. MSS classification and Polyp Detection tasks. This is also true for all three versions of teacher-student network configurations we experimented with. In general, it was also noticed that online distillation that involved joint training of teacher and student networks performed better than the two-stage offline distillation method. The only exception being polyp detection with version V3 where an individual student’s performance in offline and combined model performed better. However, the ensemble IoU value was still better than the baseline KD performance. Qualitative comparison of the models for polyp detection is depicted in Figure 3. Bounding box predicted by the ensemble of students from the proposed approach is closer to the ground truth than the individual student networks.

Version	MSI vs MSS Classification				Polyp Detection			
	KD	ML	KD + ML (On)	KD + ML (Off)	KD	ML	KD + ML (On)	KD + ML (Off)
V1								
Teacher	76.12 ± 1.47	–	75.12 ± 1.13	76.12 ± 1.47	84.45 ± 4.09	–	86.63 ± 0.67	84.45 ± 4.09
Student 1	74.48 ± 1.19	73.68 ± 1.74	74.52 ± 1.64	74.65 ± 2.55	80.68 ± 0.87	81.91 ± 0.66	83.23 ± 0.41	81.05 ± 0.66
Student 2	71.23 ± 1.68	72.99 ± 0.41	72.98 ± 2.34	71.49 ± 0.65	81.38 ± 0.75	83.71 ± 0.87	83.51 ± 0.65	81.80 ± 0.98
Ensemble	75.11 ± 1.48	74.33 ± 0.99	75.67* ± 0.51	75.30* ± 0.51	82.01 ± 1.01	83.75 ± 0.80	84.20* ± 0.89	82.64* ± 0.83
V2								
Teacher	76.12 ± 1.47	–	75.73 ± 0.73	76.12 ± 1.47	84.45 ± 4.09	–	86.25 ± 0.76	84.45 ± 4.09
Student 1	73.11 ± 1.49	73.15 ± 2.54	74.83 ± 1.50	73.71 ± 1.92	83.01 ± 0.63	84.42 ± 0.66	84.50 ± 0.43	84.16 ± 0.67
Student 2	71.88 ± 1.68	74.25 ± 1.58	73.71 ± 1.34	72.01 ± 2.79	83.59 ± 1.32	84.56 ± 0.86	84.68 ± 0.45	84.41 ± 0.52
Ensemble	74.26 ± 0.45	74.87 ± 2.16	75.48* ± 1.04	74.92* ± 1.74	84.36 ± 0.57	84.83 ± 0.65	85.43* ± 0.36	85.05* ± 0.85
V3								
Teacher	77.67 ± 1.05	–	77.61 ± 0.94	77.67 ± 1.05	77.61 ± 0.96	–	81.31 ± 0.81	77.61 ± 0.96
Student 1	72.20 ± 1.04	71.26 ± 1.50	72.28 ± 1.10	70.60 ± 1.61	70.84 ± 4.27	71.08 ± 4.14	71.88 ± 3.92	72.52 ± 3.15
Student 2	73.12 ± 1.07	70.83 ± 1.92	72.00 ± 1.38	72.50 ± 1.05	71.50 ± 5.20	72.03 ± 6.97	72.87 ± 4.07	75.66 ± 4.75
Ensemble	72.78 ± 0.69	71.59 ± 1.94	73.17* ± 0.66	72.58 ± 1.23	72.28 ± 3.62	71.85 ± 4.84	73.47* ± 2.93	75.07* ± 1.99

Table 2: Performance comparison: Classification accuracy for MSI vs. MSS and IoU for Polyp detection datasets across methods: KD – Knowledge Distillation, ML – Mutual Learning, KD + ML – Combined, On – online training, Off – Offline training, using different versions of teacher-student network configurations as shown in Table 1. (* indicates statistically significant improvement over baseline KD ensemble)

3.3.1 Conclusion

In this work, we proposed to augment the knowledge distillation from a complex teacher to a compact student with mutual learning between multiple simple students. We conducted extensive experiments with three different network configurations of various capacity on benchmark biomedical classification and object detection tasks. Our results demonstrate the effectiveness of the proposed approach with statistically significant improvement, in both classification accuracy and IoU for object detection, as compared to baseline knowledge distillation and mutual learning approaches. Our current efforts were limited to one teacher and two student networks. However, extension to more student networks is straightforward and will be explored to further improve performance.

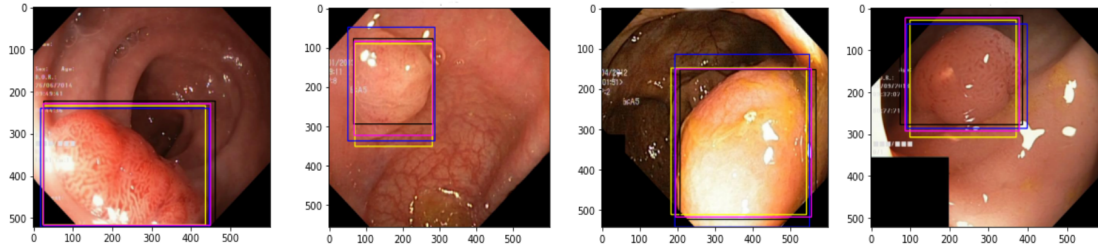


Figure 3: Qualitative comparison: Detection of abnormal polyp tissue with version V2. Bonding boxes: *Blue* – ground truth, *Yellow* – student network VGG16, *Black* - student network VGG19 and *Magenta* – student ensemble.

References

- Geoffrey E. Hinton, Oriol Vinyals, and Jeffrey Dean. Distilling the knowledge in a neural network. *NIPS*, abs/1503.02531, 2015.
- Cristian Bucilun, Rich Caruana, and Alexandru Niculescu-Mizil. Model compression. In *Proceedings of the 12th ACM SIGKDD International Conference on Knowledge Discovery and Data Mining*, KDD '06, page 535–541, 2006. ISBN 1595933395. doi:10.1145/1150402.1150464. URL <https://doi.org/10.1145/1150402.1150464>.
- Jimmy Ba and Rich Caruana. Do deep nets really need to be deep? In *NIPS*, 2014.
- Kang Li, Lequan Yu, Shujun Wang, and Pheng-Ann Heng. Towards cross-modality medical image segmentation with online mutual knowledge distillation. *AAAI*, abs/2010.01532, 2020.
- Guobin Chen, Wongun Choi, Xiang Yu, Tony X. Han, and Manmohan Chandraker. Learning efficient object detection models with knowledge distillation. In *NIPS*, 2017.
- Qiushan Guo, Xinjiang Wang, Yichao Wu, Zhipeng Yu, Ding Liang, Xiaolin Hu, and Ping Luo. Online knowledge distillation via collaborative learning. *2020 IEEE/CVF Conference on Computer Vision and Pattern Recognition (CVPR)*, pages 11017–11026, 2020.
- Ying Zhang, Tao Xiang, Timothy M. Hospedales, and Huchuan Lu. Deep mutual learning. *2018 IEEE/CVF Conference on Computer Vision and Pattern Recognition*, pages 4320–4328, 2018.
- Adriana Romero, Nicolas Ballas, Samira Ebrahimi Kahou, Antoine Chassang, Carlo Gatta, and Yoshua Bengio. Fitnets: Hints for thin deep nets. *CoRR*, abs/1412.6550, 2015.
- Kangkai Zhang, Chunhui Zhang, Shikun Li, Dan Zeng, and Shiming Ge. Student network learning via evolutionary knowledge distillation. *IEEE Transactions on Circuits and Systems for Video Technology*, abs/2103.13811, 2021.
- Linfeng Zhang, Jiebo Song, Anni Gao, Jingwei Chen, Chenglong Bao, and Kaisheng Ma. Be your own teacher: Improve the performance of convolutional neural networks via self distillation. *2019 IEEE/CVF International Conference on Computer Vision (ICCV)*, pages 3712–3721, 2019.
- Hao Guan, Chaoyue Wang, and Dacheng Tao. Mri-based alzheimer’s disease prediction via distilling the knowledge in multi-modal data. *NeuroImage*, 244, 2021.