

# Interplay of Kelvin–Helmholtz and superradiant instabilities of an array of quantized vortices in a two-dimensional Bose–Einstein condensate

Luca Giacomelli\* and Iacopo Carusotto†

INO-CNR BEC Center and Dipartimento di Fisica, Università di Trento,  
via Sommarive 14, I-38050 Povo, Trento, Italy

\* luca.giacomelli-1@unitn.it

† iacopo.carusotto@unitn.it

May 29, 2022

## Abstract

We investigate the various physical mechanisms that underlie the dynamical instability of a quantized vortex array at the interface between two counter-propagating superflows in a two-dimensional Bose–Einstein condensate. Instabilities of markedly different nature are found to dominate in different flow velocity regimes. For moderate velocities where the two flows are subsonic, the vortex lattice displays a quantized version of the hydrodynamic Kelvin–Helmholtz instability (KHI), with the vortices rolling up and co-rotating. For supersonic flow velocities, the oscillation involved in the KHI can resonantly couple to acoustic excitations propagating away in the bulk fluid on both sides. This makes the KHI rate to be effectively suppressed and other mechanisms to dominate: For finite and relatively small systems along the transverse direction, the instability involves a repeated superradiant scattering of sound waves off the vortex lattice; for transversally unbound systems, a radiative instability dominates, leading to the simultaneous growth of a localized wave along the vortex lattice and of acoustic excitations propagating away in the bulk. Finally, for slow velocities, where the KHI rate is intrinsically slow, another instability associated to the rigid lateral displacement of the vortex lattice due to the vicinity of the system’s boundary is found to dominate.

---

## Contents

1	Introduction	2
2	GPE simulations	3
3	Bloch functions for the Bogoliubov problem	5
4	Instability regimes	8
4.1	Moderate velocities: Kelvin–Helmholtz instability (KHI)	8
4.2	High velocities: superradiant (SRI) and radiative (RI) instabilities	9
4.3	Small velocities: drift instability (DI)	13

5	Conclusions	15
	References	16

---

## 1 Introduction

Parallel flows in hydrodynamics are known to give rise to instabilities, one of the most fundamental ones being the Kelvin–Helmholtz instability (KHI) occurring in the *shear layer* separating two parallel uniform flows [1]. The effect of this instability is to amplify perturbations located in the transition region and create a characteristic vortex-like flow pattern that grows until the two flows mix up in a turbulent way.

The KHI occurs in incompressible fluids both in the case of a sharp vortex sheet (or tangential discontinuities, §29 in [2]) and in the case of a smooth transition between the two uniform parallel flows. In this latter case, the effect of the finite width of the shear layer is to quench the instability at smaller scales [1].

Even more exciting features are found when compressible fluids are considered, in particular for relative velocities  $\Delta v$  of the order of twice the speed of sound in the fluid. For a vortex sheet in two spatial dimensions the KHI is suppressed and the discontinuity becomes stable again for  $\Delta v > 2\sqrt{2}c_s$  (see Problem 1 in §84 of [2]). In the case of a finite-size shear layer, the instability is present for all values of  $\Delta v$ , but displays different properties for  $\Delta v > 2c_s$  (see for example [3] for complete references). This change in behaviour is due to the appearance of negative-energy modes for acoustic perturbations in supersonically flowing compressible fluids.

This same feature also underlies the amplified reflection (or over-reflection) of acoustic waves at an interface with  $\Delta v > 2c_s$  (Problem 2 in §84 of [2]). Within the gravitational analogy framework [4], this phenomenon can be related to superradiant scattering from rotating black holes [5], whose analog has been recently observed in a water tank displaying a draining vortex flow configuration [6]. In parallel flows instead, amplified reflection is typically associated to dynamical instabilities that complicate the picture (see for example discussion in §11.5 of [7]).

Since the KHI is an inviscid phenomenon, determined by inertial effects and not by viscosity, it can be expected to also take place in the inviscid flow of superfluids. In this context, KHI was experimentally observed at the interface between the two superfluid phases of  $^3\text{He}$  [8, 9]. More recently, dilute Bose–Einstein condensates (BECs) of ultracold atoms have been theoretically considered for the study of this phenomenon: in particular, KHI was shown to develop in phase-separated two-component BECs [10, 11], while the KHI of a quantized vortex array in a single component condensate was explored in [12]. Given the irrotational nature of the velocity field of a single-component BEC, the only way to accommodate the velocity difference is in fact by creating an array of quantized vortices along the shear layer.

In this article we investigate the interplay of superradiant phenomena and the KHI of an array of quantized vortices in a single component atomic BEC. While the standard KHI is recovered for  $\Delta v < 2c_s$ , a much richer physics is found for  $\Delta v > 2c_s$  when the KHI mixes with propagating sound waves and gets effectively quenched. In finite-size configurations along the direction transverse to the velocity, the KHI is replaced by a slower instability: the perturbation starts to appear in the bulk of the two counter-propagating flows and only at later times it produces a significant

distortion of the vortex array. This superradiant instability (SRI) can be understood in terms of a repeated amplified scattering of sound waves in the two surrounding bulk regions, that are then bounced back towards the vortex array by the edges of the system. An analogous mechanism was studied in [13] in a configuration where the velocity jump was created by a static synthetic gauge field with no independent dynamics.

While this mechanism cannot take place in an unbound system, where no repeated amplifications can occur, surprisingly we find yet another kind of instability in which a *surface mode* localized in the shear layer grows together with acoustic waves propagating away in the two flows. This *radiative instability* (RI) is analogous to the ergoregion instabilities of multiply quantized vortices that we studied in [14].

While in the KHI and SRI regimes the long-distance hydrodynamic picture captures the essential physics, in the RI regime the short-distance quantized nature of the shear layer becomes important for the existence of localized excitations on resonance with travelling ones. This quantized nature is also important when small velocities are considered and the dominating instability turns out to be associated to a rigid lateral displacement of the vortices. This *drift instability* (DI) gets faster when the system size is decreased and is analogous to the motion of a vortex near the boundary of a condensate confined with a hard-wall potential [15]. The presence of this additional instability however does not prevent the development of the KHI that continues to dominate the long-time evolution of the system.

The structure of the paper is as follows. In Section 2 we introduce the system under study and show the results of GPE numerical calculations for regimes displaying different kinds of instability. In Section 3 we shine more light on the problem by computing the linearized Bloch-waves Bogoliubov spectra for different velocities. In Section 4 we describe in detail the different instability regimes: in Section 4.1 we describe the Kelvin–Helmholtz instability (KHI) regime, in Section 4.2 we discuss the superradiant instability (SRI) and the radiative instability (RI), and in Section 4.3 we address the drift instability (DI) happening at small relative velocities. Finally, in Section 5 we draw the conclusions.

## 2 GPE simulations

We consider an atomic BEC at  $T = 0$  in a *pancake* shape, that is tightly confined in one direction so that the relevant dynamics takes place in two spatial dimensions. The condensate can be described with a two-dimensional GPE for the classical complex field  $\Psi(t, x, y)$ , describing the BEC order parameter [16]:

$$i\hbar\partial_t\Psi = \left[ -\frac{\hbar^2\nabla^2}{2M} + g|\Psi|^2 + V_{\text{ext}}(t, y) \right] \Psi. \quad (1)$$

Here  $M$  is the atomic mass,  $g$  is the interatomic interaction constant and  $V_{\text{ext}}$  is an external potential that, as indicated, we take to depend only on  $y$  and to be possibly time-dependent. A stationary state of the GPE can be taken in the form  $\Psi(t, x, y) = e^{-i\mu t/\hbar} \sqrt{n(x, y)} e^{i\Theta(x, y)}$ , where  $\mu$  is the chemical potential,  $n$  is the density of condensed atoms and  $\Theta$  is the phase, that is related to the velocity of the condensate by  $\mathbf{v} = \hbar\nabla\Theta/M$ . Interactions imply the presence of a finite sound speed, that in a constant-density condensate is  $c_s := \sqrt{gn/M}$ , and introduce a typical length scale, the so-called *healing length*  $\xi := \hbar/Mc_s$ .

As was done in [12], we consider periodic boundary conditions along  $x$  and a potential composed by two hard walls at  $y = \pm L_y/2$  and by a repulsive Gaussian potential centered in  $y = 0$ .

This central Gaussian potential is initially strong enough so that the condensate is composed by two parts separated and independent, as shown in the leftmost panels of Figure 1. The ground state of the GPE with this potential is computed via the conjugate gradient method described in [17] and at  $t = 0$  the two condensates are given equal and opposite *momentum kicks* along  $x$ , so that they develop equal and opposite velocities  $\pm v = \pm \Delta v / 2$ . The intensity of the central Gaussian potential is then linearly decreased in time so to vanish at  $t = 100 \mu / \hbar$ , after which the external potential is composed only by the external time-independent hard walls. Once the central barrier has been lowered, the only way for the condensate to satisfy the irrotationality of the velocity vector field is to create an array of (singly) quantized vortices along  $y = 0$ , in numbers equal to the difference of the winding numbers of the phase in the two regions. In mathematical terms, given a relative velocity  $\Delta v$  between the two condensates, the number of vortices per unit length will be

$$n_{\text{vort}} = \frac{M \Delta v}{\hbar 2\pi}. \quad (2)$$

For values of  $x$  that do not correspond to a vortex, the  $y$  dependence of the velocity  $v_x$  can in good approximation be fitted with a functional form of the shape  $v_x(y) = v \tanh(y/\delta_v)$ ,  $\delta_v$  being the width of the transition region between the two counter-propagating uniform flows  $\pm v$ . This is a well-known velocity profile in hydrodynamics, whose KHI for the incompressible fluid case was studied in [18], and whose stability in the compressible fluid case was characterized in [19–21]. Fits of the numerical data obtained from the GPE show that, for increasing velocity, the width of the shear layer decreases approximately as

$$\delta_v \simeq \frac{\hbar}{M} \frac{1}{2v}. \quad (3)$$

In Figure 1 we show, for two different values of the relative velocity, snapshots of the time-evolution of the GPE following this procedure; a full video showing these evolutions is available online [22]. In the first example, for  $\Delta v < 2c_s$ , the vortex line is unstable with a mechanism similar to the hydrodynamic KHI: after some time vortices start to move from the horizontal  $y = 0$  line and begin to co-rotate in clusters of growing size, as first characterized in [12]. In the second example, for  $\Delta v > 2c_s$ , instead even if the vortices are much closer, they do not initially move from the horizontal line and the unstable mode simultaneously develops in the whole system, as can be seen from the emerging density pattern. Surprisingly, the vortices take a longer time to move and this motion is associated to significant density variations in the *bulk* of the two flowing regions. The spatially oscillating shape of the emerging pattern indicates that the instability is due to a superposition of up-going and down-going propagating phononic waves.

Further evidence of the different localization of the unstable modes in the two cases is obtained by varying the transverse size of the system  $L_y$ , that is the separation between the two hard walls. We observe that for  $\Delta v < 2c_s$  the time for the vortex line to deform is essentially independent from  $L_y$ , while for  $\Delta v > 2c_s$  the instability rate decreases for increasing  $L_y$ . All these features suggest that the origin of the second kind of instability is the same of the superradiant instabilities (SRI) observed in [13], which involve propagating modes of opposite energies and give rise to similar patterns. Also, the threshold for this kind of instability is the same in the two cases.

While showing the different instability mechanisms, time evolutions of the GPE are not the best tool to obtain a complete picture of the different instability mechanisms. The long time the instability takes to significantly deform the line of vortices indicates that the configuration obtained by lowering the central Gaussian potential is a stationary state of the GPE. This is confirmed by the fact that imaginary time evolutions of the GPE with fixed winding numbers in the two regions

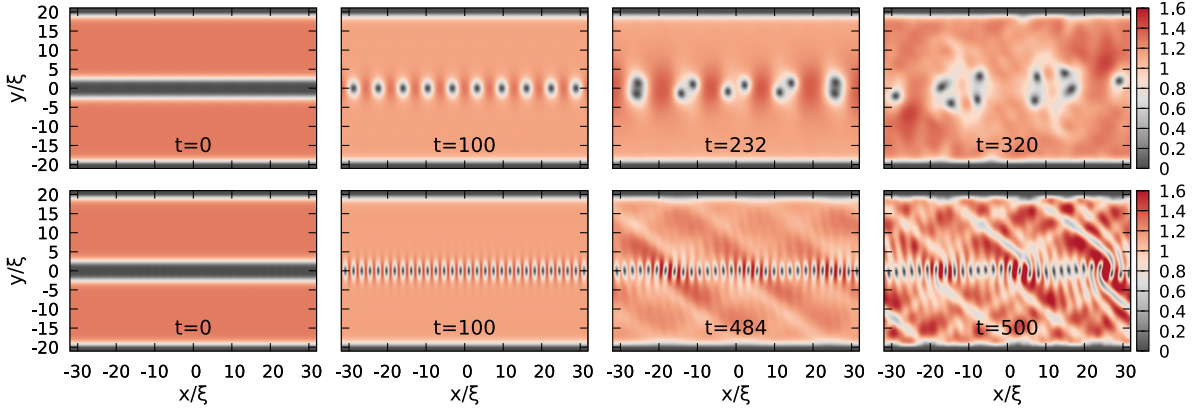


Figure 1: GPE simulations of the time evolutions of the density of a condensate confined along  $y$  by hard walls at  $y = \pm L_y/2$ , with  $L_y = 40\xi$  and with a central Gaussian potential  $V_G = A\exp(-y^2/2\sigma^2)$  with  $A = 5\mu$  and  $\sigma = \xi$ . Opposite velocities  $\pm v = \pm\Delta v/2$  are imposed in the two regions  $y < 0$  and  $y > 0$  and, when the Gaussian potential is progressively lowered (between  $t = 0$  and  $t = 100 \mu/\hbar$ ), an array of quantized vortices develops. The upper plots show the case  $\Delta v = 0.98 c_s$  and the lower ones  $\Delta v = 2.94 c_s$ . The first case shows the KHI behaviour presented in [12], in which vortices clusterize and co-rotate. The second case is an example of SRI, in which the instability is slower and the unstable mode is not localized on the vortex line, but is distributed all over the system. Times are expressed in units of  $\hbar/\mu$ . A video of these evolutions is available online [22].

converge to states of the same shape as those found with the above time-dependent procedure. In the following, we hence resort to a study of the linear stability of this stationary state with a Bogoliubov approach.

### 3 Bloch functions for the Bogoliubov problem

The natural approach to the study of the Bogoliubov problem in this configuration is to take advantage of the periodic structure of the stationary states we are interested in; the vortices along  $y = 0$  are in fact equispaced along  $x$ , as can be seen in the second ( $t = 100$ ) panels of Figure 1. We consider a small deviation

$$\Psi(t, x, y) = e^{-i\mu t/\hbar} (\Psi_v(x, y) + \delta\psi(t, x, y)), \quad (4)$$

where the stationary state  $\Psi_v$  relative to a given velocity  $v$  in each region has the periodicity

$$\Psi_v\left(x + \frac{2}{n_{\text{vort}}}, y\right) = \Psi_v(x, y). \quad (5)$$

While the periodicity of the complex order parameter  $\Psi_v$  is  $2/n_{\text{vort}}$ , what matters for the fluctuations are the density and the velocity, that instead have a period  $1/n_{\text{vort}}$ . This can also be seen from the fact that only the square of the order parameter enters in the linear problem (7) we are now going to write.

The perturbations (4) around a stationary state are described at the linear level by the Bogoliubov equations, that can be written, by considering  $\delta\psi$  and  $\delta\psi^*$  as independent variables [23], in terms of the Bogoliubov spinor

$$\begin{pmatrix} \delta\psi \\ \delta\psi^* \end{pmatrix}(x, y) = e^{iKx} \begin{pmatrix} U_K \\ V_K \end{pmatrix}(x, y), \quad (6)$$

that we decompose in decoupled Bloch waves, where  $U_K$  and  $V_K$  have the periodicity  $1/n_{\text{vort}}$  we just discussed, and  $K$  belongs to the first Brillouin zone  $-\frac{M}{\hbar}\nu \leq K \leq \frac{M}{\hbar}\nu$ .

The resulting Bogoliubov equations at given  $\nu$  and  $K$  are

$$i\hbar\partial_t \begin{pmatrix} U_K \\ V_K \end{pmatrix} = \begin{bmatrix} D_{\nu,K} & g\Psi_\nu^2 \\ -g(\Psi_\nu^*)^2 & -D_{\nu,K} \end{bmatrix} \begin{pmatrix} U_K \\ V_K \end{pmatrix} =: \mathcal{L}_{\nu,K} |\phi_K\rangle, \quad (7)$$

with

$$D_{\nu,K} = -\frac{\hbar^2\nabla^2}{2M} - \frac{i\hbar K}{M}\partial_x + \frac{\hbar^2 K^2}{2M} + 2g|\Psi_\nu|^2 + V_{\text{ext}} - \mu. \quad (8)$$

The matrix involved in the Bogoliubov equations is not Hermitian, however it is  $\sigma_3$ -pseudo-hermitian, that is  $\sigma_3 \mathcal{L}_{\nu,K}^\dagger \sigma_3 = \mathcal{L}_{\nu,K}$ . This implies that the evolution through the Bogoliubov equations conserves energy, but the energy of an eigenmode  $|\phi_{K,i}\rangle$  of  $\mathcal{L}_{\nu,K}$  is not given simply by its frequency, but by

$$E_{K,i} = \|\phi_{K,i}\|_B \hbar\omega_{K,i}, \quad (9)$$

where  $\|\phi_{K,i}\|_B := \int dx dy (|U_K|^2 - |V_K|^2)$  is the so-called Bogoliubov *norm* of the eigenmode. This can have both signs (and also be zero), so that for example negative-norm modes at positive frequencies have a negative energy; the presence of negative-energy modes is referred to as *energetic instability*. Zero-norm modes are instead associated to complex eigenvalues, that come in pairs of complex-conjugate frequencies; the modes with positive imaginary part of the frequencies are exponentially growing and are known as *dynamical instabilities*. These have zero energy and can emerge with the resonance of two opposite-normed modes, so that they can be thought as the simultaneous production of excitations with opposite energies.

To solve the Bogoliubov problem we first compute, for a given  $\nu$ , the order parameter with a conjugate gradient algorithm [17] on a numerical  $x$  range of  $2/n_{\text{vort}}$ , imposing unit winding number in each region. We then construct the Bogoliubov matrix within half of the  $x$  range and using discretized expressions for the derivatives. We diagonalize this matrix, for a given Bloch momentum  $K$ , and repeat the diagonalization sampling all the  $K$ -s in the first Brillouin zone. Examples of the obtained spectra for different values of the velocity of the two opposite parallel flows are shown in Figure 2.

One can see that for  $\Delta\nu < 2c_s$  the spectra are composed of positive-energy modes (positive-norm at positive frequencies and negative-norm at negative ones) and by a dynamically unstable branch with a vanishing real part of the frequency and an increasing instability rate when approaching  $K = 0$ . As we are going to discuss, these are the unstable modes responsible for the KHI. For  $\Delta\nu > 2c_s$  instead, the positive- and negative-norm parts of the spectra merge, reflecting the energetic instability associated to the Landau instability of supersonic flows in both the upper and the lower regions of the system. As we have already anticipated, the pseudo-Hermitian nature of the Bogoliubov problem implies that when modes of opposite norm sign approach, they can give rise to a dynamically unstable branch.

The closing of the gap between the positive- and negative-norm modes for all Bloch momenta perturbs the zero-frequency KHI branch and suppresses it. For high enough velocities, in fact, the



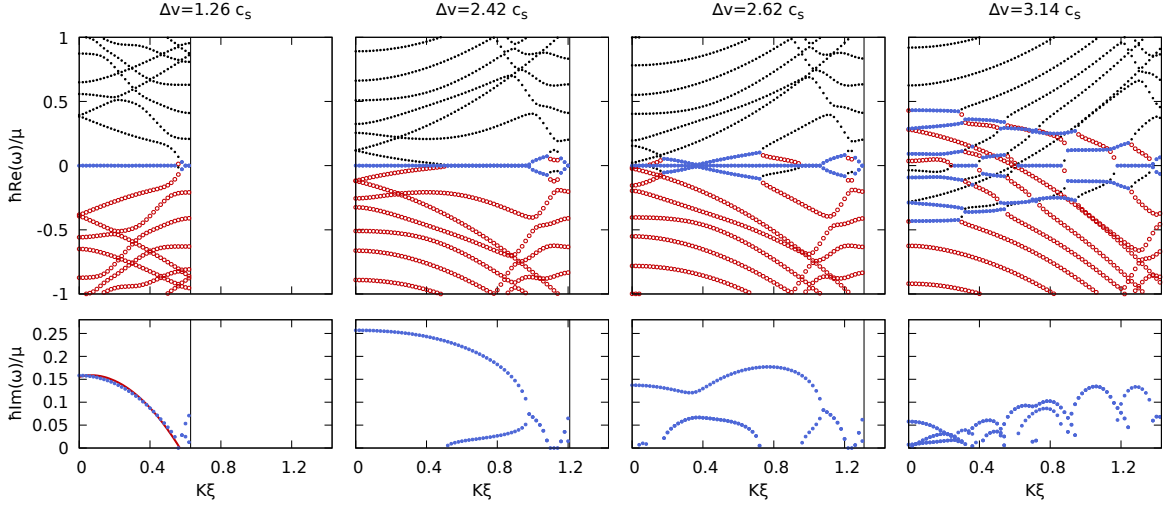


Figure 2: Real (top panels) and imaginary (bottom panels) parts of the eigenfrequencies of the Bogoliubov problem as a function of the Bloch momentum  $K$  for transverse size  $L_y = 20\xi$  and four different values of the relative velocity  $\Delta v$ . For each  $\Delta v$  the  $K$  range is truncated at the edge of the Brillouin zone. Black filled dots correspond to positive-norm modes, red empty dots to negative-norm ones and blue thicker dots to zero-norm dynamically unstable modes, giving rise to the *bubbles* of instability visible in the lower plots. At the crossing of the  $\Delta v = 2c_s$  threshold, energetic instabilities begin to be present. One can see the transition between the KHI regime, in which the dominating instability is at  $K = 0$ , to a regime of SRI, in which the instability maxima occur at finite  $K$ . For comparison, the red line in the leftmost lower panel is the hydrodynamic prediction (11), see Section 4.1 for details.

KHI behaviour dominated by small Bloch momenta is replaced by a lower dominating instability rate at finite  $K$ . The physical meaning of this behaviour of the spectra is that the modes responsible for the KHI can resonantly couple to collective modes of the two regions, so that the KHI is effectively *damped* by the emission of phonons in the two parallel flows. The physics is hence determined by different effects, that we are going to discuss in the following.

A quick picture of the instability regimes can be obtained by looking at Figure 3 in which we show, for three different values of  $L_y$ , the maximum instability rate for different values of  $v$  and the corresponding Bloch momentum. For intermediate velocities the maximum instability occurs for  $K = 0$ , increases linearly with the velocity and is independent on the system size; this is the KHI regime. For higher velocities  $\Delta v > 2c_s$  the maximum instability rate occurs for finite values of  $K$  (increasing with  $v$ ), approaches a constant for increasing velocities and strongly depends on the system size; this is the SRI regime. The fact that the transition from KHI to SRI does not occur abruptly at  $\Delta v = 2c_s$  is due to the finite transverse size of the system that results in discrete phononic modes in the two regions. In the left panel of Figure 3 one can see that the width of the transition region is smaller for larger systems, so that one can expect the transition to occur exactly at  $\Delta v = 2c_s$  in an infinite system, in which a continuum of phononic modes is available.

Besides these two regimes already observed from the GPE calculations, a third behaviour is visible at small velocities  $\Delta v \lesssim 0.8c_s$ , for which the maximum instability rate occurs for Bloch momenta at the edge of the Brillouin zone and does not strongly depend on the relative velocity.

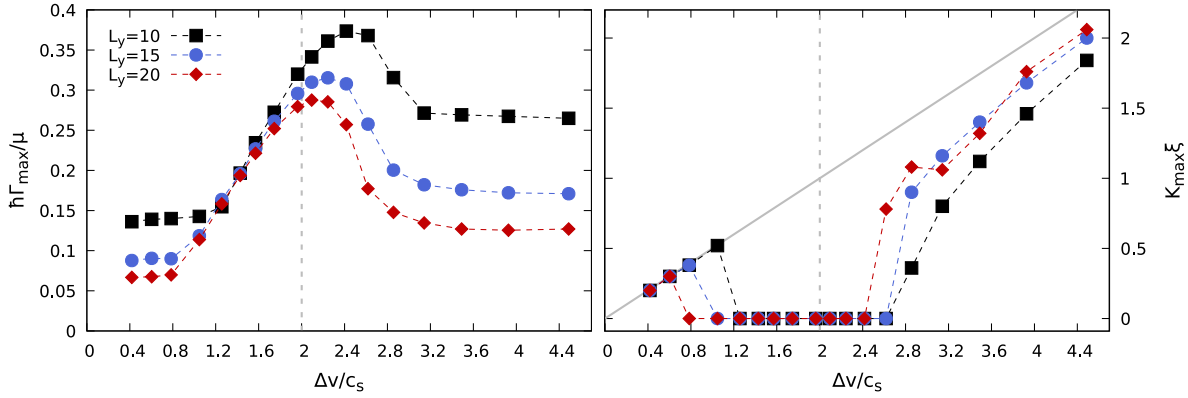


Figure 3: Instability rate (left plot) and corresponding Bloch momentum (right plot) of the most unstable mode as a function of the relative velocity  $\Delta v$ . Dashed lines are a guide for the eye, the solid gray line in the right plot indicates the edge of the Brillouin zone and the vertical dashed gray lines indicate  $\Delta v = 2c_s$ . The three symbols correspond to different transverse sizes of the system  $L_y$ , as indicated in the legend of the left plot.

In the next Section we consider in detail each of these regimes.

## 4 Instability regimes

### 4.1 Moderate velocities: Kelvin–Helmholtz instability (KHI)

In hydrodynamics the KHI for a (continuous) vortex sheet, i.e. a tangential discontinuity between two parallel flows  $v_1$  and  $v_2$ , is known to have the *dispersion relation* (see [1] Section 4.3.1)

$$\omega(k_H) = \frac{v_1 + v_2}{2} k_H \pm i \frac{v_1 - v_2}{2} k_H, \quad (10)$$

where  $k_H$  is the wavevector of the perturbation along the discontinuity, i.e. parallel to the flows. This result is modified if, instead of a tangential discontinuity, a finite-width shear layer is present; for example, for a piecewise continuous profile that is constant for  $|y| > \delta$  and changes linearly for  $-\delta \leq y \leq \delta$  the dispersion relation becomes (see [1] Section 4.3.2)

$$\omega_{KH}(k_H) = \frac{v_1 + v_2}{2} k_H \pm i \frac{v_1 - v_2}{4\delta} \sqrt{e^{-4k_H\delta} - (2k_H\delta - 1)^2}. \quad (11)$$

At low momenta  $k_H$  the instability rate increases linearly, as in the zero-thickness case (10), while at higher transverse momenta there is a decrease and above  $k_H\delta \sim 0.6$  the instability is quenched. An analogous suppression of the instability was found in [18] for an hyperbolic tangent velocity profile, that, as already mentioned, well approximates the one of our superfluid case.

We can compare this hydrodynamic prediction with the result of our Bogoliubov analysis. First of all notice that, since our case corresponds to  $v_1 = -v_2 = \Delta v/2$ , the zero real part of the frequency of the KHI branch found in the numerics is in accordance with equation (11). Moreover, from the left plot of Figure 3, we see that between  $\Delta v \sim 0.8 c_s$  and  $\Delta v \sim 1.6 c_s$  the maximum instability rate increases linearly with  $\Delta v$ , in agreement with the linear dependence of the imaginary part of (11) on the relative velocity.



To compare the momentum dependence of the instability rate we need to take into account that our choice of the shape of fluctuations (4), in which the spatial phase of the stationary state is not taken as an overall factor, makes our Bloch momentum  $K$  to differ from the hydrodynamic momentum  $k_H$ , that is instead measured with respect to the fluid. In particular, the hydrodynamic momentum  $k_H$  is the one of the field  $\phi$  in the expression  $\Psi(t, x, y) = e^{-i\mu t/\hbar}\Psi_v(x, y)(1 + \phi(t, x, y))$ . Also considering that the spectrum of (7) is even in  $K$ , Bloch momenta in the first Brillouin zone correspond to hydrodynamic momenta

$$k_H = \frac{M}{\hbar}v - K. \quad (12)$$

Hence we should compare our results for the instability rates with the imaginary part of  $\omega_{KH}(\frac{M}{\hbar}v - K)$ , where  $\omega_{KH}$  is given by (11). We plot this quantity with a red line in the rightmost lower plot in Figure 2, where we use  $v_1 - v_2 = \Delta v$  and the width of the shear layer  $\delta$  is taken as in equation (3). An additional shift in momentum is included to improve the similarity between the two results. Despite the need for this adjustment, the agreement with the magnitude of the instability rate and with the  $K$ -dependence of our numerical data is surprisingly good, considered that the hydrodynamic result is obtained from a very different model. This is a strong evidence that the instability we observe is indeed a KHI.

Notice that the suppression of the instability predicted in the hydrodynamic case at higher  $k_H$  is instead not observed here. This can be interpreted with the fact that the threshold for the suppression  $k_H \gtrsim 0.6/\delta$  is fixed by the width of the shear layer, that in our case is velocity-dependent and is given by (3); according to that scaling  $0.6/\delta > (M/\hbar)v$ , so that the hydrodynamic suppression threshold lies outside of the Brillouin zone. This means that the quantized nature of our shear layer removes the high- $k_H$  behaviour of the hydrodynamic prediction.

As a last comment it is interesting to note that, while the Bloch momentum  $K$  of the fluctuation field  $\delta\psi$  is the most natural parameter to consider in our approach, the spatial behaviour of density fluctuations  $\delta n = 2\text{Re}(\Psi_v^*\delta\psi)$  is determined by  $k_H$ . Hence the  $K = 0$  dominating instability in the KHI regime corresponds to a fluctuation  $\delta\psi$  that (apart from the periodic part of the Bloch function) is constant throughout the system and thus corresponds to a density variation  $\delta n = 2\text{Re}(\Psi_v^*\delta\psi) \sim \cos(\frac{Mv}{\hbar}x)$ , that correctly has opposite signs on neighboring vortices.

## 4.2 High velocities: superradiant (SRI) and radiative (RI) instabilities

As we already discussed, the transition from the KHI regime to the SRI one by increasing the flow velocity can be seen in the three rightmost panels of Figure 2, in which the emergence of energetic instabilities associated to the supersonic flows above  $\Delta v = 2c_s$  implies the existence of propagating phononic modes with which the  $\text{Re}(\omega) = 0$  modes responsible for the KHI can couple, suppressing thus the instability. The presence of negative-energy modes signals the possibility of having superradiant scattering when these are resonant with a positive-energy one: if a positive-energy wave impinges on the shear layer from one region and there is a resonant negative-energy mode in the other region, the positive-energy wave can be reflected with increased amplitude. Furthermore, if we consider a finite system along  $y$ , as in Figure 1, this scattering process will lead to a dynamical instability, since the reflection of the waves at the boundaries of the condensate will cause repeated amplification. An analogous mechanism based on modes of opposite energies is responsible for superradiant scattering and superradiant instabilities in rotating spacetimes and their fluid analogues [5, 13].

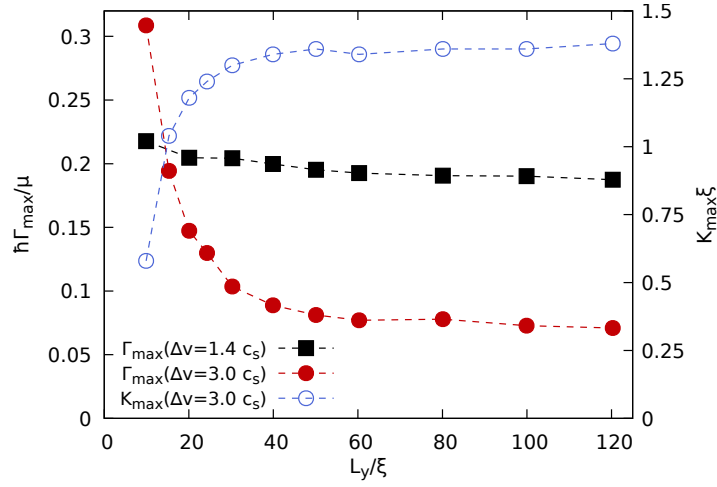


Figure 4: Dependence of the maximum instability rate on the system size  $L_y$  for  $\Delta v = 1.4c_s$  in the KHI regime (black squares) and for  $\Delta v = 3c_s$  in the SRI/RI regime (filled red circles); empty blue circles show the  $K$ -space location of the most unstable mode in the second  $\Delta v = 3c_s$  case ( $y$  axis on the right).

This is the physical meaning of the dynamically unstable branches that occur when two eigenmodes of opposite norm (and hence opposite energy) approach the same frequency, as can be seen in the plots of the real part of the frequency of Figure 2. The result of this linear instability is the behaviour shown in the rightmost panel in the second row of Figure 1, the emerging pattern being due to the superposition of the up-going and down-going waves of opposite energies, whose wavelength along  $x$  is reflected in the maxima of the instability rate at finite values of  $K$  visible for example in the rightmost plot of Figure 2.

Notice that in hydrodynamic shear layers, in which the shear layer has a full translational invariance along  $x$ , the  $\Delta v > 2c_s$  threshold for the onset of the SRI can be understood from the fact that for lower relative velocities a reference frame exists in which the flow is everywhere subsonic [13]. In the present discrete case instead the quantized vortices break the Galileian invariance along  $x$ , since there is a single reference frame in which they do not move; superradiant phenomena can hence only occur when supersonic flows with respect to this reference frame are available, that is for  $\Delta v > 2c_s$ .

Given this picture, one expects the instability rate to depend on the *round-trip time* of excitations in the two regions, that is to decrease when the transverse size of the system  $L_y$  is increased. To verify this, we repeated the computation of the Bogoliubov spectra as in Figure 2 for a given  $\Delta v$  and different values of  $L_y$ . In Figure 4 we show the maximum instability rate for each size of the system. The black squares are the result for a velocity in the KHI regime, that, as expected, shows little dependence on the system size; the red filled circles are instead the result for a velocity in the SRI regime. One can see that in this case the instability rate decreases quickly with the system size, as expected. Still, quite unexpectedly, for even larger  $L_y$  it approaches a finite value, and not zero as one would expect for a SRI.

To get a better picture of what happens at larger sizes, in Figure 4 we also show a plot of the  $K$  corresponding to the maximum instability rate (blue empty circles) and in the left panels of Figure 5 we show the instability rates of all dynamically unstable modes for four different values of  $L_y$ . One can see that, while  $L_y$  is increased, the instability *bubbles* increase in number, corresponding

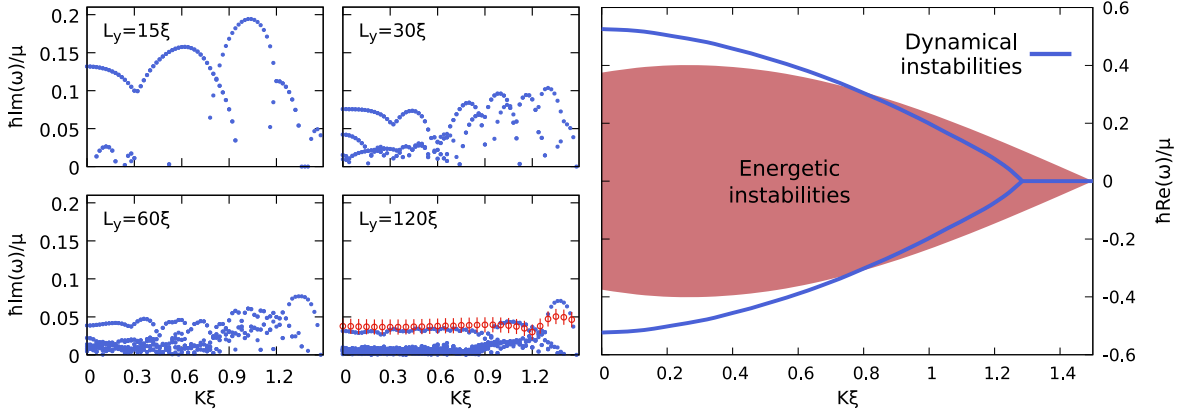


Figure 5: Left plots: instability rates of all the dynamically unstable modes for  $\Delta v = 3c_s$  and four different values of the transverse system size. For  $L_y = 120\xi$  we also show with red empty circles the instability rates extracted from the time-dependent calculations of Figure 6. The error bars are given by the evolution time of our simulations. Right plot: schematics of the real part of the spectrum in the infinite system. The red filled area is where the energetic instabilities associated to superradiant scattering are present, while in the surrounding white space only positive-energy propagating phononic modes are present. The blue line indicates the dynamically unstable branch responsible for the RI.

to the increased density of modes in the larger system, that gives rise to more dynamically unstable branches. Moreover the height of these bubbles decreases, as one would expect for a SRI. However, for large systems, a branch of unstable modes becomes visible, that depends little on the system size, as can be seen by comparing the  $L_y = 60\xi$  and the  $L_y = 120\xi$  plots in Figure 5. From this comparison one can expect instabilities in the infinite system at all  $K$ , with the maximum instability rate in the rightmost bubble, near the edge of the Brillouin zone.

While the density of modes in the large systems becomes too high to draw understandable plots of the real part of the frequency, in the right panel of Figure 5 we show a schematic plot of the main features of the spectrum in the infinite system, as they can be inferred from the result for  $L_y = 120\xi$ . The red shaded region is where the Landau energetic instabilities associated to the supersonic motion are present. In finite systems these will give rise to dynamical instabilities, whose instability rates can be seen for example in the panel  $L_y = 120\xi$  of Figure 5 below the main unstable branch. In an infinite system instead the repeated amplifications at the basis of the SRI can not take place and only the energetic instabilities are left; as usual these offer the possibility of superradiant scattering for phononic modes with frequencies in the red shaded region of the right panel of Figure 5.

The blue line instead is the branch of modes that in the large finite system  $L_y = 120\xi$  have the largest instability rates at each  $K$ , and that are expected to remain dynamically unstable also in the infinite system. The part of the spectrum at the edge of the Brillouin zone in which the branches at finite  $Re(\omega)$  join at  $Re(\omega) = 0$  corresponds to the highest bubble visible in the imaginary part of the spectrum. Notice that this RI branch exits from the *superradiant* red region; this means that positive-energy phononic propagating modes are involved. The negative-energy modes needed for the development of a dynamical instabilities thus cannot be phononic modes, since these are not available at those frequencies, and must hence be located in the region around the vortex array.

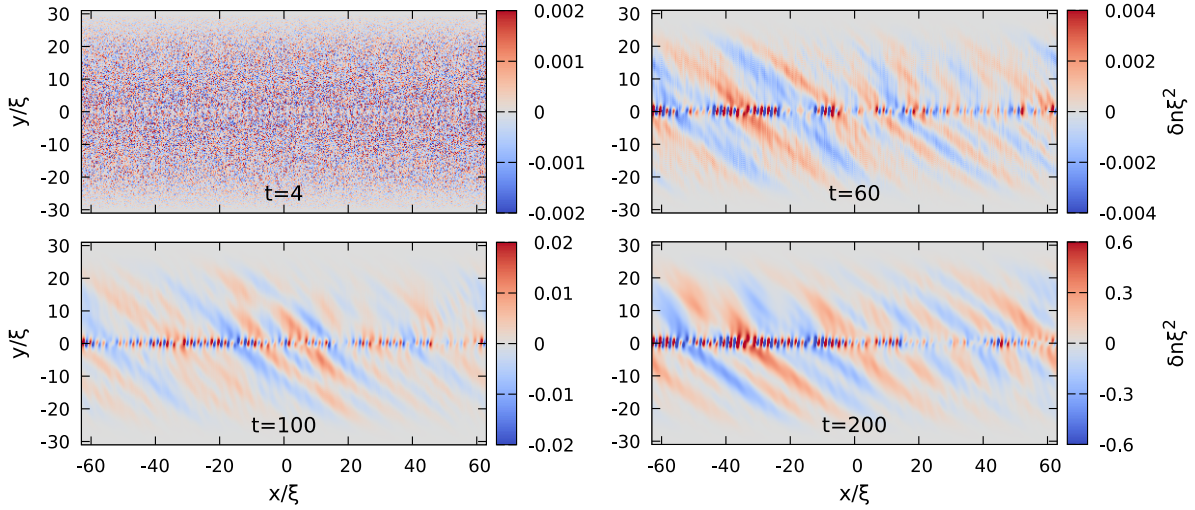


Figure 6: Snapshots of the time evolution of the density variations obtained by evolving in time the Bogoliubov equations for  $\Delta v = 3c_s$  starting from a noisy configuration. Two absorbing regions with a Gaussian spatial profile around  $\pm L_y/2$  are included to simulate an infinite system. The growing unstable modes is composed by waves travelling along the array of vortices and outgoing sound waves. Times are expressed in units of  $\hbar/\mu$ . A video of this evolution is available online [22].

The fact that this branch remains dynamically unstable in the infinite system can be confirmed by a time-dependent simulation of the fluctuations on top of the flowing configuration, that evolve according to the two-dimensional Bogoliubov equations (7). Instead of working at fixed Bloch momentum, as we did for the diagonalizations, we take  $K = 0$  in (7) and we sample many Bloch momentum values by considering a background composed by many *lattice cells*. We also start the evolution from a noisy configuration, so to seed instabilities. Absorbing regions for the fluctuations are included near  $\pm L_y/2$  to simulate an open system in the  $y$  direction and avoid SRI. Snapshots of the resulting time evolution of the density variations  $\delta n = 2\text{Re}(\Psi_v^*(U + V^*))$  is shown in Figure 6; a full video is available online [22].

One can see that the system continues to be dynamically unstable since a particular density perturbation is selected from the initial noise and exponentially grows in time. This has a component peaked around the vortices, composed by waves travelling along the quantized shear layer. Together with these localized excitations, also waves propagating away from the shear layer are present, visible in the striped pattern in the bulk of the flowing regions. Note that this pattern differs from the interference pattern visible in the second row of Figure 1, since waves propagating towards the shear layer are not present here. As expected from the analysis of the spectra, the instability corresponds hence to a simultaneous creation of negative-energy *surface* waves and of positive-energy sound waves that radiate away, hence the name RI.

While different from the SRI, this instability is still superradiant in nature, since the negative-energy modes localized in the vortex array could be used to superradiantly amplify positive-energy waves. Interestingly, it is similar to the *ergoregion instability* of multiply quantized vortices [14], in which the splitting into singly quantized vortices is driven by the simultaneous growth of a negative-energy mode localized in the core and a positive-energy one propagating away.

A quantitative comparison with the results of the diagonalization can be obtained by extracting the instability rates from the numerical time evolution. We performed the spatial Fourier trans-

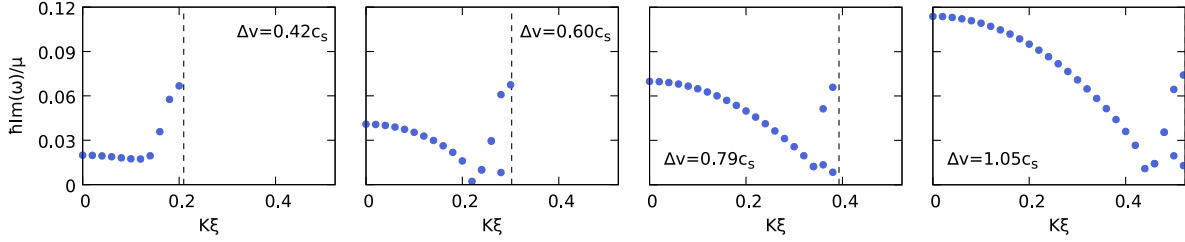


Figure 7: Plots of the instability rates analogous to Figure 2, for  $L_y = 20\xi$  and smaller relative velocities  $\Delta v$ . While lowering  $\Delta v$ , the system goes from a KHI regime (last panel  $\Delta v = 1.05c_s$ ) to a regime in which the instability is dominated by the modes near the edge of the Brillouin zone and is essentially independent of the velocity.

form, so to obtain the time evolution of the fluctuations in momentum space, and we then fitted the time dependence of the largest peaks of the Fourier transform for each momentum  $k_x$  in the first Brillouin zone with an exponential curve. The resulting growth rates are shown as red empty circles in the  $L_y = 120\xi$  panel of Figure 5, where the error bars display the uncertainty given by the finite length of  $T = 500\mu/\hbar$  of our simulation. One can see that there is a good agreement with the largest instability rates obtained for a finite but large system. This confirms the expectation that the dynamically unstable branch in the right panel of Figure 5 is still present in an infinite system, and is hence associated to the RI.

Notice that, while the SRI does not rely on the quantized nature of the shear layer and can be expected to take place in generic compressible fluids, the RI crucially relies on the small scale structure for the existence of the interfacial waves. Conceptually similar mechanisms have been predicted for incompressible fluids with density stratification, in which internal waves can have negative energy and interfacial gravity waves can exist. Configurations displaying SRI and others displaying RI have been considered (see §4 in [7] for references and a discussion). Interestingly, the system under study in the present work naturally displays both instability mechanisms in the context of compressible fluids.

### 4.3 Small velocities: drift instability (DI)

Up to now we characterized the regimes of instability occurring in the vicinity of  $\Delta v = 2c_s$ . However, while further decreasing the velocity, a marked deviation from the linear KHI decrease of the instability rate occurs for small velocities  $\Delta v \lesssim 0.8c_s$ , as can be seen in the left panel of Figure 3. The modes responsible for this change of behaviour are already visible in the leftmost panel of Figure 2, where a deviation from the main KHI branch is visible at the edge of the Brillouin zone  $K = \frac{M}{2\hbar}\Delta v$ . We call the instability given by these modes *drift instability* (DI), since we are going to see that its main effect is to make the vortex array to drift laterally.

The instability rate of these modes is essentially independent on the relative velocity  $\Delta v$ , as can be seen in Figure 7, where the imaginary part of the frequencies of the unstable mode are shown for even smaller velocities than the ones considered in Figure 2. DIs hence do not depend on the spacing between the vortices. Differently, the KHI maximum at  $K = 0$  diminishes with the velocity, until its instability rate falls below the one of the modes on the edge of the Brillouin zone. From Figure 3 one can also see that, differently from the KHI that is essentially size-independent, the dominating instability at small velocities is stronger for smaller systems.

To get a better physical picture of DI we performed time evolutions of the GPE, analogous to



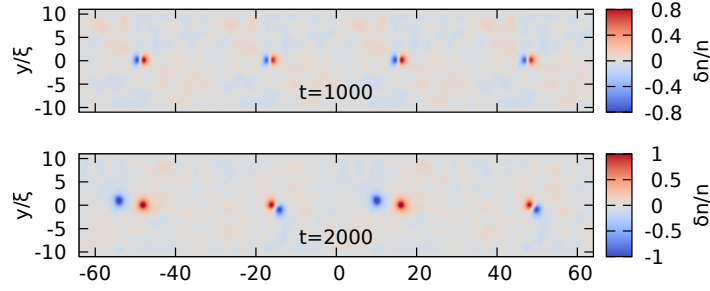


Figure 8: Snapshots of the late time evolution of the density variation obtained by solving the GPE for  $\Delta v = 0.2 c_s$  and  $L_y = 20 \xi$ . The first snapshot at  $t = 1000 \mu/\hbar$  shows the DI dominating at small velocities at early times, while the second one at  $t = 2000 \mu/\hbar$  shows the subsequent development of a KHI.

the ones of Figure 1, for smaller relative velocities and longer times. While the long time fate of these evolutions is always of the KHI kind, with the vortices that move away from the central line and begin to corotate, at earlier times the behaviour is different.

This can be seen in Figure 8, where we show two snapshots of the density difference with respect to the initial state just after the complete formation of the quantized shear layer. Initially, density fluctuations grow in the same way around each vortex and correspond to a rigid drift of all vortices along the central line, hence the name DI. This is the effect of the fluctuations in the unstable modes on the edge of the Brillouin zone  $\delta\psi \propto e^{i\frac{M}{\hbar}vx}$ , that in fact correspond to density fluctuations  $\delta n = 2\text{Re}(\Psi_v^* \delta\psi) \sim \cos(2\frac{Mv}{\hbar}x)$ , with a periodicity equal to the distance between the vortices.

The origin of this drift can be understood by performing additional numerical evolutions of the GPE with the vortex array placed at a different vertical position. What we observed (not shown) is that the direction of the horizontal motion depends on the location of the nearest boundary. In the present case in which we consider a velocity directed to the left (right) in the upper (lower) region, we found that the vortices move to the right if placed nearer to the upper boundary and to the left if placed near the lower boundary.

This indicates that the rigid drift of the array has the same physical origin as the motion of a single vortex near a hard-wall boundary of the condensate, where the wavefunction of the condensate vanishes. This was studied in [15], where a semi-infinite uniform condensate was considered. It was found that a vortex near the boundary moves parallel to it and that this motion can be understood by considering an *image vortex* with opposite circulation on the other side of the boundary, so that the motion of the vortex is analogous to a vortex-antivortex pair moving in parallel. Note that this mechanism differs from the precession of vortices in an harmonic trap, that is mainly driven by the smooth density gradient towards the edge of the cloud [24]. For a hard-wall instead the density reaches its bulk value within one healing length from the boundary and the effect of the density gradient is (exponentially) smaller.

In the present case we have two hard-wall boundaries, at equal distances from the vortices, so that the array can equally well drift in either direction, along either one of the image arrays of antivortices on the sides. One can hence think that the instability at small velocities stems from vertical fluctuations of the vortex array, that make it approach one of the two boundaries. The direction along which the array drifts will hence be given by the initial conditions in the



fluctuations.

While being faster than the KHI for these velocities, this drift of the vortices does not prevent KHI from developing. This can be seen in the second snapshot of Figure 8, where the density fluctuations are clearly seen to change periodicity. The *hydrodynamic* instability of the shear layer hence continues to dominate also at small velocities at late times, with the added physics of the lateral drift of vortices, that is obviously absent in the continuous hydrodynamic models.

## 5 Conclusions

In this paper we investigated the stability properties of the quantized shear layer occurring at the interface between two counter-propagating flows in an atomic two-dimensional BEC and found a rich interplay between different instability mechanisms as a function of the relative velocities  $\Delta v$ .

At moderate relative velocities  $\Delta v < 2c_s$  we found, as already predicted in [12], an instability analogous to the hydrodynamic Kelvin–Helmholtz instability (KHI) with the vortices displacing from their initial position and corotating. At smaller relative velocities, a drift instability (DI) involving a lateral rigid displacement of the vortex array, analogous to the motion of vortices near a sharp boundary of the condensate, occurs on time scales shorter than those of the KHI, that however continues to dominate the late time fate of the shear layer.

At higher relative velocities  $\Delta v > 2c_s$  instead, the KHI behaviour stops occurring due to the opening of phononic channels in which the modes responsible for the KHI can decay and different instabilities emerge. In a small enough system along  $y$ , the instability develops with excitations accumulating on each side of the shear layer. This instability has its origin in the existence of negative energy modes in the system, associated to supersonic motion of the condensate, that can give rise to superradiant scattering of sound excitations. The repetition of this process gives rise to superradiant instabilities (SRI). If an infinite system along  $y$  is considered, the SRI is replaced by a radiative instability (RI) in which there is a simultaneous growth of interface waves travelling along the vortex array and of sound waves radiating away from it.

The mechanism responsible for SRI can be seen, through the ideas of analogue gravity, to be the same of superradiant instabilities in rotating spacetimes [5]. The occurrence of this kind of instability in the present system could be easily predicted from the point of view of our earlier work [13], in which a similar configuration (but without vortices) was considered to gain insight into the physics of superradiant scattering. The present work is hence an example in which analogies can help to look at problems from different perspectives.

From this same point of view, the mechanism of the RI instability, involving propagating waves and localized excitations, can be thought as something that could happen in a rotating spacetime in which the ergosurface has some extra structure that can host localized modes. The interplay with the SRI also suggests that the presence of this extra structure does not prevent the usual superradiant phenomena to happen. We are going to pursue these ideas in future work.

While the suppression of the KHI and the SRI can be expected to occur in any compressible inviscid fluid, since they essentially rely on the properties of sound waves, the existence of the RI depends on the specific structure of the shear layer and on its ability to support surface waves. It is also interesting to notice that the reliance of the RI on the resonance between a localized excitation mode with propagating sound modes makes it similar in nature to the instabilities of multiply quantized vortices [14].

Even if in the present work we focused on atomic Bose–Einstein condensates, this physics can

be expected to also occur with similar phenomenology in other systems such as quantum fluids of light [25], whose superfluid properties are under active study and whose controllability could also allow experimental investigations of the instabilities that we characterized here.

To conclude, we showed that the flow around an array of quantized vortices displays an intriguing interplay between instabilities of different nature, with rich connections to various phenomena in different contexts, from well known behaviours of quantized vortices in trapped condensates, to classic hydrodynamic instabilities, to the physics of quantum fields in curved spacetimes.

## Acknowledgements

We acknowledge financial support from the H2020-FETFLAG-2018-2020 project "PhoQuS" (n.820392) and from the Provincia Autonoma di Trento. LG thanks Giulia Piccitto for computational help.

## References

- [1] F. Charru, *Hydrodynamic instabilities*, vol. 37, Cambridge University Press, doi:[10.1017/CBO9780511975172](https://doi.org/10.1017/CBO9780511975172) (2011).
- [2] L. D. Landau and E. M. Lifshitz, *Fluid mechanics, Second Edition*, Pergamon, Oxford, doi:[10.1016/C2013-0-03799-1](https://doi.org/10.1016/C2013-0-03799-1) (1987).
- [3] M. Karimi and S. S. Girimaji, *Suppression mechanism of Kelvin-Helmholtz instability in compressible fluid flows*, Physical review E **93**(4), 041102 (2016), doi:[10.1103/PhysRevE.93.041102](https://doi.org/10.1103/PhysRevE.93.041102).
- [4] C. Barcelo, S. Liberati and M. Visser, *Analogue gravity*, Living reviews in relativity **14**(1), 3 (2011), doi:[10.12942/lrr-2005-12](https://doi.org/10.12942/lrr-2005-12).
- [5] R. Brito, V. Cardoso and P. Pani, *Superradiance*, Springer, doi:[10.1007/978-3-030-46622-0](https://doi.org/10.1007/978-3-030-46622-0) (2020).
- [6] T. Torres, S. Patrick, A. Coutant, M. Richartz, E. W. Tedford and S. Weinfurtner, *Rotational superradiant scattering in a vortex flow*, Nature Physics **13**(9), 833 (2017), doi:[10.1038/nphys4151](https://doi.org/10.1038/nphys4151).
- [7] A. D. Craik, *Wave interactions and fluid flows*, Cambridge University Press, doi:[10.1017/CBO9780511569548](https://doi.org/10.1017/CBO9780511569548) (1988).
- [8] G. E. Volovik, *On the Kelvin-Helmholtz instability in superfluids*, Journal of Experimental and Theoretical Physics Letters **75**(8), 418 (2002), doi:[10.1134/1.1490014](https://doi.org/10.1134/1.1490014).
- [9] R. Blaauwgeers, V. Eltsov, G. ESKA, A. Finne, R. P. Haley, M. Krusius, J. Ruohio, L. Skrbek and G. Volovik, *Shear flow and Kelvin-Helmholtz instability in superfluids*, Physical review letters **89**(15), 155301 (2002), doi:[10.1103/PhysRevLett.89.155301](https://doi.org/10.1103/PhysRevLett.89.155301).
- [10] H. Takeuchi, N. Suzuki, K. Kasamatsu, H. Saito and M. Tsubota, *Quantum Kelvin-Helmholtz instability in phase-separated two-component Bose-Einstein condensates*, Physical Review B **81**(9), 094517 (2010), doi:[10.1103/PhysRevB.81.094517](https://doi.org/10.1103/PhysRevB.81.094517).

- [11] N. Suzuki, H. Takeuchi, K. Kasamatsu, M. Tsubota and H. Saito, *Crossover between Kelvin-Helmholtz and counter-superflow instabilities in two-component Bose-Einstein condensates*, Physical Review A **82**(6), 063604 (2010), doi:[10.1103/PhysRevA.82.063604](https://doi.org/10.1103/PhysRevA.82.063604).
- [12] A. Baggaley and N. Parker, *Kelvin-Helmholtz instability in a single-component atomic superfluid*, Physical Review A **97**(5), 053608 (2018), doi:[10.1103/PhysRevA.97.053608](https://doi.org/10.1103/PhysRevA.97.053608).
- [13] L. Giacomelli and I. Carusotto, *Understanding superradiant phenomena with synthetic vector potentials in atomic Bose-Einstein condensates*, Physical Review A **103**(4), 043309 (2021), doi:[10.1103/PhysRevA.103.043309](https://doi.org/10.1103/PhysRevA.103.043309).
- [14] L. Giacomelli and I. Carusotto, *Ergoregion instabilities in rotating two-dimensional Bose-Einstein condensates: Perspectives on the stability of quantized vortices*, Physical Review Research **2**(3), 033139 (2020), doi:[10.1103/PhysRevResearch.2.033139](https://doi.org/10.1103/PhysRevResearch.2.033139).
- [15] P. Mason, N. G. Berloff and A. L. Fetter, *Motion of a vortex line near the boundary of a semi-infinite uniform condensate*, Physical Review A **74**(4), 043611 (2006), doi:[10.1103/PhysRevA.74.043611](https://doi.org/10.1103/PhysRevA.74.043611).
- [16] L. Pitaevskii and S. Stringari, *Bose-Einstein condensation and superfluidity*, vol. 164, Oxford University Press, doi:[10.1093/acprof:oso/9780198758884.001.0001](https://doi.org/10.1093/acprof:oso/9780198758884.001.0001) (2016).
- [17] X. Antoine, A. Levitt and Q. Tang, *Efficient spectral computation of the stationary states of rotating bose-einstein condensates by preconditioned nonlinear conjugate gradient methods*, Journal of Computational Physics **343**, 92 (2017), doi:[10.1016/j.jcp.2017.04.040](https://doi.org/10.1016/j.jcp.2017.04.040).
- [18] A. Michalke, *On the inviscid instability of the hyperbolic tangent velocity profile*, Journal of Fluid Mechanics **19**(4), 543 (1964), doi:[10.1017/S0022112064000908](https://doi.org/10.1017/S0022112064000908).
- [19] W. Blumen, *Shear layer instability of an inviscid compressible fluid*, Journal of Fluid Mechanics **40**(4), 769 (1970), doi:[10.1017/S0022112070000435](https://doi.org/10.1017/S0022112070000435).
- [20] W. Blumen, P. Drazin and D. Billings, *Shear layer instability of an inviscid compressible fluid. Part 2*, Journal of Fluid Mechanics **71**(2), 305 (1975), doi:[10.1017/S0022112075002595](https://doi.org/10.1017/S0022112075002595).
- [21] P. Drazin and A. Davey, *Shear layer instability of an inviscid compressible fluid. part 3*, Journal of Fluid Mechanics **82**(2), 255 (1977), doi:[10.1017/S0022112077000640](https://doi.org/10.1017/S0022112077000640).
- [22] *Ancillary files in the arXiv page of this article*, <https://arxiv.org/abs/2110.10588v2> .
- [23] Y. Castin, *Bose-Einstein condensates in atomic gases: simple theoretical results*, In *Coherent atomic matter waves*, pp. 1–136. Springer, doi:[10.1007/3-540-45338-5](https://doi.org/10.1007/3-540-45338-5) (2001).
- [24] J. Anglin, *Vortices near surfaces of Bose-Einstein condensates*, Physical Review A **65**(6), 063611 (2002), doi:[10.1103/PhysRevA.65.063611](https://doi.org/10.1103/PhysRevA.65.063611).
- [25] I. Carusotto and C. Ciuti, *Quantum fluids of light*, Rev. Mod. Phys. **85**, 299 (2013), doi:[10.1103/RevModPhys.85.299](https://doi.org/10.1103/RevModPhys.85.299).