

# Planar Turán Number of Double Stars

Debarun Ghosh<sup>1,2</sup>

Ervin Győri<sup>1,2</sup>

Addisu Paulos<sup>1,2</sup>

Chuanqi Xiao<sup>1,2</sup>

<sup>1</sup>Central European University, Budapest

ghosh\_debarun@phd.ceu.edu, xiao\_chuanqi@outlook.com, addisu\_2004@yahoo.com

<sup>2</sup>Alfréd Rényi Institute of Mathematics, Budapest

gyori.ervin@renyi.hu

## Abstract

Given a graph  $F$ , the planar Turán number of  $F$ , denoted by  $\text{ex}_{\mathcal{P}}(n, F)$ , is the maximum number of edges in an  $n$ -vertex  $F$ -free planar graph. Such an extremal graph problem was initiated by Dowden while determining the sharp upper bound for  $\text{ex}_{\mathcal{P}}(n, C_4)$  and  $\text{ex}_{\mathcal{P}}(n, C_5)$ , where  $C_4$  and  $C_5$  are cycles of length four and five, respectively. In this paper, we determine the upper bounds for  $\text{ex}_{\mathcal{P}}(n, S_{2,2})$ ,  $\text{ex}_{\mathcal{P}}(n, S_{2,3})$ ,  $\text{ex}_{\mathcal{P}}(n, S_{2,4})$ ,  $\text{ex}_{\mathcal{P}}(n, S_{2,5})$ ,  $\text{ex}_{\mathcal{P}}(n, S_{3,3})$  and  $\text{ex}_{\mathcal{P}}(n, S_{3,4})$ , where  $S_{m,n}$  is a double star with  $m$  and  $n$  leafs. Moreover, the bounds for  $\text{ex}_{\mathcal{P}}(n, S_{2,2})$  and  $\text{ex}_{\mathcal{P}}(n, S_{2,3})$  are sharp.

## 1 Introduction

One of the famous problems in extremal graph theory is determining the number of edges in an  $n$ -vertex graph to force a particular graph structure. The well-known result of Turán's [9] gives the maximum number of edges in an  $n$ -vertex graph containing no complete graph of a given order. The *Turán number* of a graph  $H$ , denoted by  $\text{ex}(n, H)$ , is the maximum number of edges in an  $n$ -vertex graph that does not contain  $H$  as a subgraph. Let  $\text{EX}(n, H)$  denote the set of extremal graphs, that is the set of all  $n$ -vertex,  $H$ -free graph  $G$  such that  $e(G) = \text{ex}(n, H)$ . Erdős, Stone and Simonovits [3, 2] gave a more generalized result where they determined the asymptotics of  $\text{ex}(n, F)$  for all non-bipartite graphs  $F$ . They proved that  $\text{ex}(n, F) = (1 - \frac{1}{\chi(F)-1})\binom{n}{2} + o(n^2)$ , where  $\chi(F)$  denotes the chromatic number of  $F$ .

Over the last decade, a considerable amount of research work has been carried out on Turán type problems. For example, when the host graphs are  $K_n$ ,  $k$ -uniform hypergraphs, and  $k$ -partite graphs, see [2, 10]. In 2015, Dowden [1] initiated the study of Turán-type problems when the host graph is planar graph, that is, how many edges a planar graph on  $n$  vertices can have without

containing a given smaller graph? The planar Turán number of a graph  $F$ , denoted by  $\text{ex}_{\mathcal{P}}(n, F)$ , is the maximum number of edges in a planar graph on  $n$  vertices containing no  $F$  as a subgraph. Dowden [1] determined a sharp upper bound for  $\text{ex}_{\mathcal{P}}(n, C_4)$  and  $\text{ex}_{\mathcal{P}}(n, C_5)$ , where  $C_4$  and  $C_5$  are a cycle of length four and five respectively. Very recently, Ghosh et al. [4] obtained a sharp upper bound for  $\text{ex}_{\mathcal{P}}(n, C_6)$ , where  $C_6$  is a cycle of length six.

The analog to Turán's theorem in the case of planar graphs is fairly trivial. Since  $K_5$  is not planar, there are only two meaningful cases. For the  $K_3$ , the extremal number of edges is  $2n - 4$ , and the extremal graph is  $K_{2, n-2}$  (since all faces have size four when drawn in the plane). Note that there exist planar triangulations not containing  $K_4$  (e.g., take a cycle of length  $n - 2$  and then add two new vertices which are adjacent to all those in the cycle). Thus, the extremal number in the case of  $K_4$  is  $3n - 6$ . The planar Turán number when the forbidden subgraph is a star is also fairly trivial. The authors in [7] proved that  $\text{ex}_{\mathcal{P}}(n, H) = 3n - 6$  for all  $H$  with  $n > |H| + 2$  and either  $\chi(H) = 4$  or  $\chi(H) = 3$  and  $\Delta(H) > 7$ . They also completely determined  $\text{ex}_{\mathcal{P}}(n, H)$  when  $H$  is a wheel or a star, and the case when  $H$  is a  $(t, r)$ -fan, that is,  $H$  is isomorphic to  $K_1 + tK_{r-1}$ , where  $t > 2$  and  $r > 3$  are integers. The next most natural type of graph to investigate is perhaps a path. For extremal planar Turán number for paths of length  $\{6, 7, 8, 9, 10, 11\}$ , we refer the reader to [6] and [7]. Planar Turán number of other graphs, for instance, wheels and Theta graphs also be considered. We refer the reader to [5, 6, 8] for detailed results. The next natural extension of the topic is considering double stars as the forbidden graph.

**Definition 1.** An  $(m, n)$ -double star, denoted by  $S_{m, n}$ , is the graph obtained by taking an edge, say  $xy$ , and joining one of its end vertices, say  $x$ , with  $m$  vertices and the other end vertex,  $y$ , with  $n$  vertices which are different from the  $m$  vertices. The edge  $xy$  is called the backbone of the double star. The vertices adjacent to an end vertex of the backbone are called the leaf-sets of the double star. Figure 1 shows an  $m$ - $n$  double star such that the backbone is  $xy$  and the leaf-sets are  $\{x_1, x_2, \dots, x_m\}$  and  $\{y_1, y_2, \dots, y_n\}$ , respectively.

In this paper, we address the upper bounds of planar Turán number of the following double stars:  $S_{2,2}$ ,  $S_{2,3}$ ,  $S_{2,4}$ ,  $S_{2,5}$ ,  $S_{3,3}$  and  $S_{3,4}$ . Moreover, the bound for  $\text{ex}_{\mathcal{P}}(n, S_{2,2})$  and  $\text{ex}_{\mathcal{P}}(n, S_{2,3})$  is sharp. The bound for  $\text{ex}_{\mathcal{P}}(n, S_{3,3})$  is sharp up-to a linear term. Before proceeding to our results, we mention notations and terminologies to be used in next.

All the graphs we consider in this paper are simple and finite. Let  $G$  be a graph. We denote the vertex and edge set of  $G$  by  $V(G)$  and  $E(G)$ , respectively. Let  $e(G)$  and  $v(G)$  denote the number of

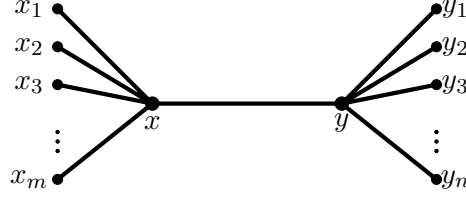


Figure 1: A double star  $S_{m,n}$  with  $m$  and  $n$  leaves.

edges and vertices, respectively. We denote the degree of a vertex  $v$  by  $d(v)$ , the minimum degree in graph  $G$  by  $\delta(G)$  and the maximum degree in graph  $G$  by  $\Delta(G)$ . The subgraph induced by  $S \subseteq V(G)$ , is denoted by  $G[S]$ . Moreover,  $N(v)$  denotes the set of vertices in  $G$  adjacent to  $v$ . Let  $A$  and  $B$  be disjoint subsets of  $V(G)$ . Let  $e(A, B)$  denote the number of edges in  $G$ , that joins a vertex in  $A$  and a vertex in  $B$ . An  $m$ - $n$  edge is an edge such that the end vertices of the edge are with degree  $m$  and  $n$ . The join  $G = G_1 + G_2$  of graphs  $G_1$  and  $G_2$  with disjoint vertex sets  $V_1$  and  $V_2$  and edge sets  $X_1$  and  $X_2$  is the graph union  $G_1 \cup G_2$  together with all the edges joining  $V_1$  and  $V_2$ .

The following theorem summarizes the main results:

**Theorem 1.** *Estimates on the planar Turán number of double stars  $S_{m,n}$  for given values of  $\{m, n\}$  are as follows:*

- (i) For any  $n \geq 16$ ,  $\text{exp}(n, S_{2,2}) = 2n - 4$ .
- (ii) For any  $n \geq 1$ ,  $\text{exp}(n, S_{2,3}) = 2n$ .
- (iii) For any  $n \geq 1$ ,  $\frac{15}{7}n \leq \text{exp}(n, S_{2,4}) \leq \frac{8}{3}n$ .
- (iv) For  $n \geq 1$ ,  $\frac{5}{2}n \leq \text{exp}(n, S_{2,5}) \leq \frac{20}{7}n$ .
- (v) For  $n \geq 3$ ,  $\frac{5}{2}n - 5 \leq \text{exp}(n, S_{3,3}) \leq \frac{5}{2}n - 2$ .
- (vi) For  $n \geq 1$ ,  $\frac{9}{4}n \leq \text{exp}(n, S_{3,4}) \leq \frac{20}{7}n$ .

## 2 Planar Turán number of $S_{2,2}$

We start by proving the following weaker bounds:

**Lemma 1.** *Let  $G$  be an  $S_{2,2}$ -free plane graph on  $n$  ( $n \neq 5$ ) vertices, then  $e(G) \leq 2n - 2$ .*

*Proof.* Suppose that  $G$  contains 6 vertices. There are only two 6-vertex maximal planar graphs  $M_1$  and  $M_2$  as shown in Figure 2. It can be checked that  $M_1^-$  and  $M_2^-$  both contain an  $S_{2,2}$ . Thus,  $e(G) \leq 10 = 2n - 2$ , when  $n = 6$ . Now let  $G$  be an  $S_{2,2}$ -free planar graph on 7 vertices. If  $G$

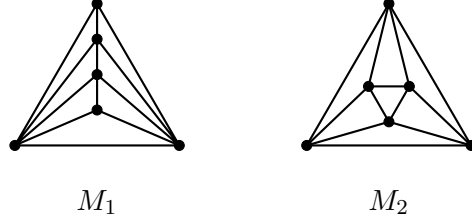


Figure 2: The two 6-vertex maximal planar graphs.

contains a vertex of degree at most 2, we are done by induction. Moreover, there is no vertex of degree at least 5 in  $G$ . Suppose there is a vertex  $x \in V(G)$  such that  $d(x) = k$ , where  $k \geq 5$ . In this case, each vertex in  $N(x)$  must be of degree at most 2. Otherwise, it is easy to find an  $S_{2,2}$  in  $G$ , which is a contradiction.

Assume that  $\Delta(G) \leq 4$ . Let the number of vertices in  $G$  with degree at most 3 be  $k$ . Hence,  $G$  contains at least  $n - k$  vertices of degree 4, which implies

$$e(G) \leq \frac{4(n - k) + 3k}{2} = 2n - \frac{k}{2}.$$

If there are at least 4 vertices of degree at most 3, then  $e(G) \leq 2n - \frac{4}{2} = 2n - 2$ . Let  $v$  be a degree 4 vertex in  $G$ . If each vertex in  $N(v)$  is of degree at most 3, then  $e(G) \leq 2n - 2$ . So, there is a vertex  $u \in N(v)$ , such that  $uv$  is a 4-4 edge in  $G$ . Since  $G$  is an  $S_{2,2}$ -free plane graph,  $uv$  must be contained in 3 triangles. Let  $N(u) \cap N(v) = \{x_1, x_2, x_3\}$  and  $S = V(G) \setminus \{u, v, x_1, x_2, x_3\}$ . Observe that no vertex in  $S$  is adjacent to a vertex in  $\{x_1, x_2, x_3\}$ . Deleting the vertices  $\{u, v, x_1, x_2, x_3\}$ . We deleted at most  $3 \cdot 5 - 6 = 9$  edges. Therefore,  $e(G) = e(G - \{u, v, x_1, x_2, x_3\}) + 9 \leq 2(n - 5) - 2 + 9 \leq 2n - 2$ . Hence, we are done by induction.  $\square$

**Lemma 2.** *Let  $G$  be an  $S_{2,2}$ -free plane graph on  $n$  ( $n \geq 8$ ) vertices. If there is a vertex with degree at least 5, then  $e(G) \leq 2n - 4$ .*

*Proof.* Let  $x \in V(G)$  such that  $d(x) = k \geq 5$ . Let  $N(x) = \{x_1, x_2, x_3, \dots, x_k\}$ , and  $S$  be the set of vertices in  $V(G) \setminus N(x)$ . Each vertex in  $N(x)$  is adjacent to at most one other vertex in  $N(x)$ . Otherwise, it is easy to show that  $G$  contains an  $S_{2,2}$ . Similarly, for an edge  $x_i x_j$ , where  $x_i, x_j \in N(x)$ , there is no vertex in  $S$  which is adjacent to either  $x_i$  or  $x_j$ . Thus, the number

of edges joining a vertex in  $N(x)$  and a vertex in  $S$  is at most  $k$ . If  $|S| \neq 5$ , using Lemma 1,  $e(G[S]) \leq 2(n - k - 1) - 2$ . Therefore,  $e(G) \leq 2(n - k - 1) - 2 + k + k = 2n - 4$ , and we are done. Let  $|S| = 5$ . Let the graph induced by  $S$  be a  $K_5^-$ . Since  $G$  is an  $S_{2,2}$ -free plane graph, no vertex in  $N(x)$  is adjacent to any vertex in  $S$ . This implies that  $e(G[S]) = 9$  and  $e(G[N(x)]) \leq \frac{k}{2}$ . Hence,  $e(G) \leq k + \frac{k}{2} + 9$ . Since  $n = k + 6$ , we have  $e(G) \leq (n - 6) + \frac{n-6}{2} + 9 = \frac{3n}{2} \leq 2n - 4$  for  $n \geq 8$ .  $\square$

*Proof of Theorem 1(i).* The lower bound is attained by considering the graph  $K_{2,n-2}$ , which is  $S_{2,2}$ -free and contains  $2n - 4$  edges. From Lemma 2, we may assume that  $\Delta(G) \leq 4$ . Let  $k$  be the number of vertices in  $G$  whose degree is at most 3. Then  $e(G) \leq \frac{4(n-k)+3k}{2} = 2n - \frac{k}{2}$ . If  $k \geq 8$ , then we are done. We may assume that the number of degree 4 vertices in  $G$  is at least 9, since  $n \geq 16$ . We start by proving the following claims:

**Claim 1.** *There is no degree 4 vertex in  $G$  such that all its neighbors are of degree at most 3.*

*Proof.* Suppose not. Let  $x$  be a degree 4 vertex in  $G$ , such that  $d(y) \leq 3$  for all  $y \in N(x)$ . It is easy to check that for each  $y \in N(x)$ , if  $y$  is adjacent to any vertex in  $V(G) \setminus (\{x\} \cup N(x))$ , then  $d(y) = 2$ . Otherwise,  $G$  contains an  $S_{2,2}$ . Therefore, using Lemma 1,  $e(G) = e(G[S]) + 4 + 4 \leq 2(n - 5) - 2 + 8 = 2n - 4$ . Assume that for each  $y \in N(x)$ ,  $y$  is not adjacent to any vertex in  $V(G) \setminus (\{x\} \cup N(x))$ . Then  $e(G[x \cup N(x)]) \leq 8$ . Therefore, using Lemma 1,  $e(G) = e(G[S]) + 8 \leq 2(n - 5) - 2 + 8 = 2n - 4$ .  $\square$

**Claim 2.** *The number of 4-4 edges in a matching in  $G$  is at least 3.*

*Proof.* Suppose not. Let the number of 4-4 edges in a matching in  $G$  be 2. Denote the 4-4 edges in the matching by  $uv$  and  $xy$ . Each of the edges is contained in 3 triangles. Let  $N(u) \cap N(v) = \{u_1, u_2, u_3\}$  and  $N(x) \cap N(y) = \{x_1, x_2, x_3\}$ . Since  $G$  is an  $S_{2,2}$ -free plane graph, no vertex in  $\{u_1, u_2, u_3\}$  is adjacent to a vertex in  $V(G) \setminus \{x, y, u, v, x_1, x_2, x_3\}$  and no vertex in  $\{x_1, x_2, x_3\}$  is adjacent to a vertex in  $V(G) \setminus \{u, v, u_1, u_2, u_3\}$ . Moreover, at least two vertices in  $\{x_1, x_2, x_3\}$  and in  $\{u_1, u_2, u_3\}$  are of degree at most three. The number of degree 4 vertices in  $G$  is at least 9. Thus, there is a degree 4 vertex, say  $z$ , in  $V(G) \setminus \{x, y, u, v, x_1, x_2, x_3, u_1, u_2, u_3\}$  such that  $d(t) \leq 3$  for each  $t \in N(z)$ . This contradicts Claim 1. A similar argument can be given, if we assume that the number of 4-4 edges in a matching in  $G$  is 1.  $\square$

From now on, suppose that the number of 4-4 edges in a matching in  $G$  is at least 3. We distinguish the following two cases:

**Case 1: The number of 4-4 edges in a matching in  $G$  is at least 4.** Denote the 4-4 edges in the matching in  $G$  by  $x_1x_2$ ,  $x_3x_4$ ,  $x_5x_6$  and  $x_7x_8$ , respectively. Recall that each edge is contained in 3 triangles. Moreover, at least two vertices in  $N(x_i) \cap N(x_{i+1})$  are of degree at most 3, for each  $i \in \{1, 3, 5, 7\}$ . Thus, we have at least 8 vertices in  $G$  whose degree is at most 3. Hence, we are done in this case.

**Case 2: The number of 4-4 edges in a matching in  $G$  is 3.** Denote the 4-4 edges in the matching in  $G$  by  $x_1x_2$ ,  $x_3x_4$  and  $x_5x_6$ , respectively. At least two vertices in  $N(x_i) \cap N(x_{i+1})$  are of degree at most 3, for  $i \in \{1, 3, 5\}$ . This implies that  $G$  contains at least 6 vertices whose degree is at most 3. Moreover, if a vertex in  $N(x_i) \cap N(x_{i+1})$  is of degree at most 2, for some  $i \in \{1, 3, 5\}$ , then the remaining two vertices are of degree at most 3. Observe that in this case,  $e(G) \leq \frac{4(n-7)+3 \cdot 6+2}{2} = 2n - 4$  and we are done.

So, we assume exactly two vertices in  $N(x_i) \cap N(x_{i+1})$  are of degree 3, for each  $i \in \{1, 3, 5\}$ . In this case, the remaining vertex in  $N(x_i) \cap N(x_{i+1})$  is of degree 4. Thus, the vertices  $\{x_i, x_{i+1}\} \cup \left(N(x_i) \cap N(x_{i+1})\right)$ , for each  $i \in \{1, 3, 5\}$ , induce a  $K_5^-$ , and it is a component in  $G$ . If  $n = 16$ , then there is an isolated vertex. In this case,  $e(G) = 27 < 2n - 4$ . If  $n > 17$ , it is easy to find 2 more vertices of degree at most 3 since the number of 4-4 edges in a matching in  $G$  is 3. Thus, there are at least 8 degree 3 vertices in  $G$ . This completes the proof of Theorem 1(i).  $\square$

### 3 Planar Turán number of $S_{2,3}$

*Proof of theorem 1(ii).* Let  $G$  be an  $S_{2,3}$ -free plane graph on  $n$  vertices. Since the graph  $S_{2,3}$  contains 7 vertices, a maximal planar graph with  $n \leq 6$  vertices does not contain an  $S_{2,4}$ . Thus, the lower bound is attained by considering disjoint copies of the maximum planar graphs on 6 vertices, i.e.,  $M_1$  or  $M_2$  (see Figure 2). If the maximum degree in  $G$  is at most 4, then  $e(G) \leq 2n$ . Now we separate the rest of the proof into 2 cases:

**Case 1: There exists a vertex  $v \in V(G)$ , such that  $d(v) \geq 6$ .** It is easy to check that for each  $u \in N(v)$ ,  $d(u) \leq 2$ , otherwise, we find a copy of  $S_{2,3}$  in  $G$ . Delete a vertex  $u \in N(v)$ , then the number of deleted edges is at most 2. By the induction hypothesis, we get  $e(G - \{u\}) \leq 2(n - 1)$ . Hence,  $e(G) = e(G - \{u\}) + d(u) \leq 2(n - 1) + 2 = 2n$ .

**Case 2: There exists a vertex  $v \in V(G)$ , such that  $d(v) = 5$ .** It is easy to check that for each  $u \in N(v)$ , if  $u$  is adjacent to any vertex in  $V(G) \setminus (\{v\} \cup N(v))$ , then  $d(u) = 2$ . Otherwise,  $G$  contains an  $S_{2,3}$ . As in Case 1, we are done by induction. Assume that for each  $u \in N(v)$ ,  $u$  is not

adjacent to any vertex in  $V(G) \setminus (\{v\} \cup N(v))$ . Then  $e(G[v \cup N(v)]) \leq 3 \cdot 6 - 6 = 12$ . By the induction hypothesis,  $e(G - \{v \cup N(v)\}) \leq 2(n - 6)$ . Therefore,  $e(G) = e(G - \{v \cup N(v)\}) + e(G[v \cup N(v)]) \leq 2n$ .  $\square$

## 4 Planar Turán number of $S_{2,4}$

Let  $G$  be an  $S_{2,4}$ -free plane graph on  $n$  vertices. Since  $S_{2,4}$  contains 8 vertices, a maximal planar graph with  $n \leq 7$  vertices, does not contain an  $S_{2,4}$ . Let  $7|n$ . Consider the plane graph consisting of  $\frac{n}{7}$  disjoint copies of maximal planar graphs on 7 vertices. This graph does not contain an  $S_{2,4}$ . Hence,  $\text{ex}_{\mathcal{P}}(n, S_{2,4}) \geq \frac{15}{7}n$ .

**Claim 3.** *Let  $G$  be an  $S_{2,4}$  on  $n$  ( $1 \leq n \leq 18$ ) vertices. The number of edges in  $G$  is at most  $\frac{8}{3}n$ .*

*Proof.* Recall that, an  $n$ -vertex maximal planar graph contains  $3n - 6$  edges. Since  $3n - 6 \leq \frac{8}{3}n$  for  $n \leq 18$ ,  $e(G) \leq \frac{8}{3}n$  holds for all  $n$ ,  $1 \leq n \leq 18$ .  $\square$

**Lemma 3.** *If  $G$  contains a vertex of degree greater than or equal to 7, then  $e(G) \leq \frac{8}{3}n$ .*

*Proof.* Let  $v \in V(G)$ , such that  $d(v) \geq 7$ . It is easy to check that for each  $u \in N(v)$ ,  $d(u) \leq 2$ , otherwise, we find a copy of  $S_{2,4}$  in  $G$ . Delete a vertex  $u \in N(v)$ , then the number of deleted edges is at most 2. By the induction hypothesis, we get  $e(G - \{u\}) \leq \frac{8}{3}(n - 1)$ . Hence,  $e(G) = e(G - \{u\}) + d(u) \leq \frac{8}{3}(n - 1) + 2 \leq \frac{8}{3}n$ .  $\square$

**Lemma 4.** *If  $G$  contains a vertex of degree 6, then  $e(G) \leq \frac{8}{3}n$ .*

*Proof.* Let  $v \in V(G)$ , such that  $d(v) = 6$  and let  $H = N(v) \cup \{v\}$ . It is easy to check that for each  $u \in N(v)$ , if  $u$  is adjacent to any vertex in  $V(G) \setminus H$ , then  $d(u) = 2$ . Otherwise,  $G$  contains an  $S_{2,4}$ . We are done by induction in this case. Assume that for each  $u \in N(v)$ ,  $u$  is not adjacent to any vertex in  $V(G) \setminus H$ . Then  $e(G[H]) \leq 3 \cdot 7 - 6 = 15$ . Hence,  $e(G) = e(G - H) + e(G[H]) \leq \frac{8}{3}(n - 7) + 15 \leq \frac{8}{3}n$ . We are done by induction.  $\square$

*Proof of Theorem 1(iii).* If  $G$  contains a vertex of degree at least 6, we are done by Lemmas 3 and 4. Hence, we can assume that  $\Delta(G) \leq 5$ .

**Claim 4.** *If  $G$  contains a  $5 - 5$  edge, then  $e(G) \leq \frac{8}{3}n$ .*

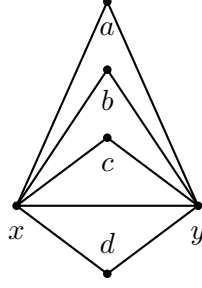


Figure 3: The graph  $G$  has a  $5-5$  edge  $xy$ , with 4 triangles sitting on the edge  $xy$ .

*Proof.* Let  $xy \in E(G)$  be a  $5-5$  edge. There are at least 3 triangles sitting on the edge  $xy$ , otherwise  $G$  contains an  $S_{2,4}$ . We subdivide the cases based on the number of triangles sitting on the edge  $xy$ .

1. **There are 4 triangles sitting on the edge  $xy$ .** Let  $a, b, c$  and  $d$  be the vertices in  $G$  which are adjacent to both  $x$  and  $y$  (see Figure 3). Let  $S_1 = \{a, b, c, d\}$  and  $H = \{x, y, a, b, c, d\}$ . Delete the vertices in  $H$ . The vertices in  $S_1$  can have at most one neighbor in  $V(G) \setminus H$  each and can form a path of length 3 in  $S_1$ . Hence, the number of edges be deleted is at most  $9 + 4 + 3 = 16$ . Using the induction hypothesis,  $e(G) \leq e(G - H) + 16 \leq \frac{8}{3}(n - 6) + 16 = \frac{8n}{3}$ .
2. **There are 3 triangles sitting on the edge  $xy$ .** Let  $a, b$  and  $c$  be the vertices in  $G$  which are adjacent to both  $x$  and  $y$ . Let  $d$  be the vertex adjacent to  $x$  but not adjacent to  $y$ , and  $e$  be the vertex adjacent to  $y$  but not adjacent to  $x$ . Let  $S_1 = \{a, b, c\}$  and  $H = \{x, y, d, e\} \cup S_1$ . Delete the vertices in  $H$ . The vertices  $d$  and  $e$  can have at most one neighbor in  $V(G) \setminus H$  each. We distinguish the cases as follows:
  - (a) **The vertices  $d$  and  $e$  have no neighbors in  $S_1$ ,** see Figure 4(i). The vertices in  $S_1$  can have at most one neighbor in  $V(G) \setminus H$  each and can form a path of length 2 in  $S_1$ . If the vertices  $d$  and  $e$  are adjacent, they cannot have a neighbor in  $V(G) \setminus H$ . Otherwise, we have an  $S_{2,4}$  with  $dx$  (or  $ey$ ) as the backbone. Thus, the number of edges deleted is at most  $9 + 2 + 3 + 2 = 16$ .
  - (b) **One of the vertices  $d$  or  $e$  has one neighbor in  $S_1$ , and the other has none.** Without loss of generality, suppose  $a$  is the neighbor of  $d$ , see Figure 4(ii). Note that  $a$  cannot have a neighbor in  $V(G) \setminus H$ . Otherwise, we have an  $S_{2,4}$  with  $ay$  as the backbone. If the vertices  $d$  and  $e$  are adjacent, they cannot have a neighbor in  $V(G) \setminus H$ . Similarly,



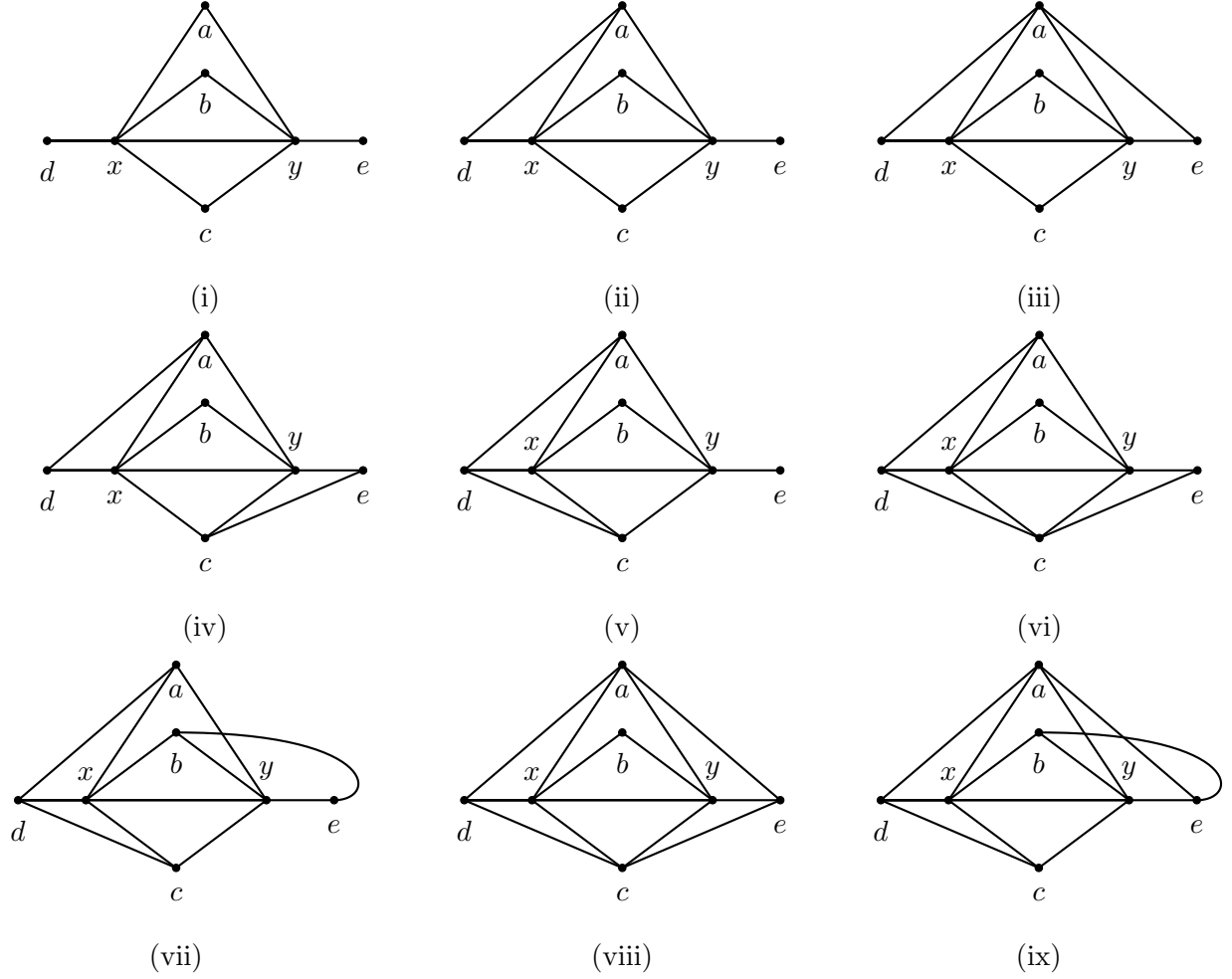


Figure 4: The graph  $G$  has a  $5-5$  edge  $xy$ , with 3 triangles sitting on the edge  $xy$ .

- (i) The vertices  $d$  and  $e$  have no neighbors in  $S_1$ .
- (ii) The vertex  $d$  has one neighbor in  $S_1$ , and  $e$  has none.
- (iii) The vertices  $d$  and  $e$  have one common neighbor in  $S_1$ .
- (iv) The vertices  $d$  and  $e$  have one distinct neighbor in  $S_1$ .
- (v) The vertex  $d$  has two neighbors in  $S_1$ , while  $e$  has none.
- (vi) The vertex  $d$  is the neighbor of  $a$  and  $c$ , and while  $e$  is the neighbor of  $c$ .
- (vii) The vertex  $d$  is the neighbor of  $a$  and  $c$ , while  $e$  is the neighbor of  $b$ .
- (viii) The vertices  $d$  and  $e$  are neighbors of  $a$  and  $c$  both.
- (ix) The vertex  $d$  is the neighbor of  $a$  and  $c$ , while  $e$  is the neighbor of  $a$  and  $b$ .

as before, the vertices  $b$  and  $c$  can have at most one neighbor in  $V(G) \setminus H$  each and the vertices  $\{a, b, c\}$  can form a path of length 2 in  $S_1$ . Thus, the number of edges deleted is at most  $10 + 2 + 2 + 2 = 16$ .

- (c) **The vertices  $d$  and  $e$  have one neighbor in  $S_1$ .** There are two possibilities. In the first case, without loss of generality, suppose  $a$  is the common neighbor of  $d$  and  $e$ , see Figure 4(iii). Similarly, as before,  $a$  cannot have a neighbor in  $V(G) \setminus H$ . If the vertices  $d$  and  $e$  are adjacent, they cannot have a neighbor in  $V(G) \setminus H$ . The vertices  $b$  and  $c$  can have at most one neighbor in  $V(G) \setminus H$  each, and the vertices  $\{a, b, c\}$  can form a path of length 2 in  $S_1$ . Thus, the number of edges deleted is at most  $11 + 2 + 2 + 2 = 17$ .

Without loss of generality, suppose  $a$  is the neighbor of  $d$  while  $c$  is the neighbor of  $e$ , see Figure 4(iv). Similarly, as before, the vertices  $a$  and  $c$  cannot have a neighbor in  $V(G) \setminus H$ . The vertex  $b$  can have at most one neighbor in  $V(G) \setminus H$  and the vertices  $\{a, b, c\}$  can form a path of length 2 in  $S_1$ . Thus, the number of edges deleted is at most  $11 + 2 + 1 + 2 = 16$ . (If the vertices  $d$  and  $e$  are adjacent, there can only be a path of length 1 inside  $S_1$ . Again, this precision is unnecessary. We skip this in the following cases also.)

- (d) **One of the vertices  $d$  or  $e$  has two neighbors in  $S_1$ , while the other has none.**

Without loss of generality, suppose  $d$  is the neighbor of  $a$  and  $c$ , see Figure 4(v). Similarly, as before, the vertices  $a$  and  $c$  cannot have a neighbor in  $V(G) \setminus H$ . The vertex  $b$  can have at most one neighbor in  $V(G) \setminus H$  and the vertices  $\{a, b, c\}$  can form a path of length 2 in  $S_1$ . If the vertices  $d$  and  $e$  are adjacent, they cannot have a neighbor in  $V(G) \setminus H$ . Thus, the number of edges deleted is at most  $11 + 2 + 1 + 2 = 16$ .

- (e) **One of the vertices  $d$  or  $e$  has two neighbors in  $S_1$ , while the other has one neighbor.** There are two possibilities. In the first case, without loss of generality, suppose  $d$  is the neighbor of  $a$  and  $c$ , and  $e$  is the neighbor of  $c$  (see Figure 4(vi)). Similarly, as before, the vertices  $a$  and  $c$  cannot have a neighbor in  $V(G) \setminus H$ . The vertex  $b$  can have at most one neighbor in  $V(G) \setminus H$  and the vertices  $\{a, b, c\}$  can form a path of length 2 in  $S_1$ . If the vertices  $d$  and  $e$  are adjacent, they cannot have a neighbor in  $V(G) \setminus H$ . Thus, the number of edges deleted is at most  $12 + 2 + 1 + 2 = 17$ .

In the other case, without loss of generality, assume that  $d$  is the neighbor of  $a$  and  $c$ , and  $e$  is the neighbor of  $b$  (see Figure 4(vii)). The vertices  $a, b$  and  $c$  cannot have a

neighbor in  $V(G) \setminus H$ , but they can form a path of length 2 in  $S_1$ . Thus, the number of edges deleted is at most  $12 + 2 + 2 = 16$ .

- (f) **Both the vertices  $d$  and  $e$  have two neighbors in  $S_1$ .** There are two possibilities. In the first case, without loss of generality, suppose  $d$  and  $e$  are the neighbors of  $a$  and  $c$  both (see Figure 4(viii)). Similarly, as before, the vertices  $a$  and  $c$  cannot have a neighbor in  $V(G) \setminus H$ . The vertex  $b$  can have one neighbor in  $V(G) \setminus H$ . The vertices  $\{a, b, c\}$  can form a path of length 2 in  $S_1$ . If the vertices  $d$  and  $e$  are adjacent, they cannot have a neighbor in  $V(G) \setminus H$ . Thus, the number of edges deleted is at most  $13 + 1 + 2 + 2 = 18$ . On the other hand, without loss of generality, assume  $d$  is the neighbor of  $a$  and  $c$ , while  $e$  is the neighbor of  $a$  and  $b$  (see Figure 4(ix)). The vertices  $a, b$  and  $c$  cannot have a neighbor in  $V(G) \setminus H$ , but they can form a path of length 2 in  $S_1$ . Thus, the number of edges deleted is at most  $13 + 2 + 2 = 17$ .

Using the induction hypothesis,

$$e(G) \leq e(G - H) + 18 \leq \frac{8}{3}(n - 7) + 18 = \frac{8}{3}n.$$

This completes the proof.  $\square$

Take  $x, y \in V(G)$ . By the previous claims, if  $d(x) + d(y) \geq 10$ , we are done by induction. Assume that  $d(x) + d(y) \leq 9$ . Summing it over all the edge pairs in  $G$ , we have  $9e \geq \sum_{xy \in E(G)} (d(x) + d(y)) = \sum_{x \in V(G)} (d(x))^2 \geq n\bar{d}^2 = n(\frac{2e}{n})^2$ , where  $\bar{d}$  is the average degree in  $G$ . This gives us  $e \leq \frac{9}{4}n \leq \frac{8}{3}n$  for  $n \geq 1$ .  $\square$

## 5 Planar Turán number of $S_{2,5}$

Let  $G$  be an  $S_{2,5}$ -free plane graph on  $n$  vertices. Let  $12|n$ . Consider the plane graph consisting of  $\frac{n}{12}$  disjoint copies of 5-regular maximal planar graphs with 12 vertices, see Figure 5. This graph does not contain an  $S_{2,5}$ , since it is a 5-regular graph. Hence,  $\exp(n, S_{2,4}) \geq \frac{5}{2}n$ .

**Claim 5.** *Let  $G$  be an  $S_{2,5}$  on  $n$  ( $1 \leq n \leq 42$ ) vertices. The number of edges in  $G$  is at most  $\frac{20}{7}n$ .*

*Proof.* Recall that, an  $n$ -vertex maximal planar graph contains  $3n - 6$  edges. Since  $3n - 6 \leq \frac{20}{7}n$  for  $n \leq 42$ , we get  $e(G) \leq \frac{20}{7}n$  holds for all  $n$ , when  $1 \leq n \leq 42$ .  $\square$

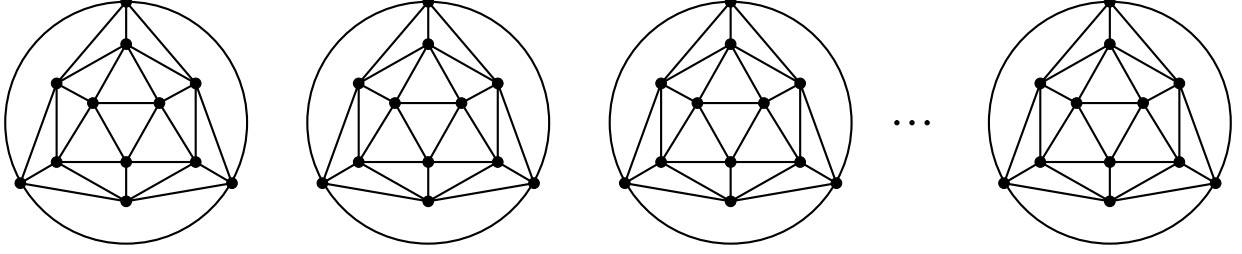


Figure 5:  $(n/12)$ -disjoint copies of 5-regular maximal planar graphs with 12 vertices.

**Lemma 5.** *If  $G$  contains a vertex  $v$  of degree greater than or equal to 8, then  $e(G) \leq \frac{20}{7}n$ .*

*Proof.* Let  $v \in V(G)$ , such that  $d(v) \geq 8$ . It is easy to check that for each  $u \in N(v)$ ,  $d(u) \leq 2$ . Otherwise, we find a copy of  $S_{2,5}$  in  $G$ . Delete a vertex  $u \in N(v)$ , then the number of deleted edges is at most 2. By the induction hypothesis, we get  $e(G - \{u\}) \leq \frac{20}{7}(n - 1)$ . Hence,  $e(G) = e(G - \{u\}) + d(u) \leq \frac{20}{7}(n - 1) + 2 \leq \frac{20}{7}n$ .  $\square$

**Lemma 6.** *If  $G$  contains a vertex  $v$  of degree equal to 7, then  $e(G) \leq \frac{20}{7}n$ .*

*Proof.* Let  $v \in V(G)$ , such that  $d(v) = 7$  and let  $H = N(v) \cup \{v\}$ . It is easy to check that for each  $u \in N(v)$ , if  $u$  is adjacent to any vertex in  $V(G) \setminus H$ , then  $d(u) = 2$ . Otherwise,  $G$  contains an  $S_{2,5}$ . We are done by induction in this case. In the other case, assume that for each  $u \in N(v)$ ,  $u$  is not adjacent to any vertex in  $V(G) \setminus H$ . Then  $e(G[H]) \leq 3 \cdot 8 - 6 = 18$ . Hence,  $e(G) = e(G - H) + e(G[H]) \leq \frac{20}{7}(n - 8) + 18 = \frac{20}{7}n$ . We are done by induction.  $\square$

*Proof of Theorem 1(iv).* If  $G$  contains a vertex of degree at least 7, we are done by Lemmas 5 and 6. Hence, we can assume  $\Delta(G) \leq 6$ .

**Claim 6.** *If  $G$  contains a 6-6 edge, then  $e(G) \leq \frac{20}{7}n$ .*

*Proof.* Let  $xy \in E(G)$  be a 6-6 edge. There are at least 4 triangles sitting on the edge  $xy$ , otherwise  $G$  contains an  $S_{2,5}$ . We subdivide the cases based on the number of triangles sitting on the edge  $xy$ .

1. **There are 5 triangles sitting on the edge  $xy$ .** Let  $a, b, c, d$  and  $e$  be the vertices in  $G$  which are adjacent to both  $x$  and  $y$  (see Figure 6). Let  $S_1 = \{a, b, c, d, e\}$  and  $H = \{x, y, a, b, c, d, e\}$ . Delete the vertices in  $H$ . The vertices in  $S_1$  can have at most one neighbor in  $V(G) \setminus H$  each and can form a path of length 4 in  $S_1$ . Hence, the number of edges deleted is at most  $11 + 5 + 4 = 20$ . Using the induction hypothesis,  $e(G) \leq e(G - H) + 20 \leq \frac{20}{7}(n - 7) + 20 = \frac{20}{7}n$ .

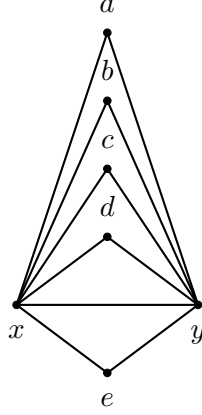
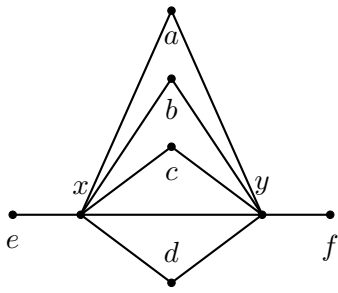


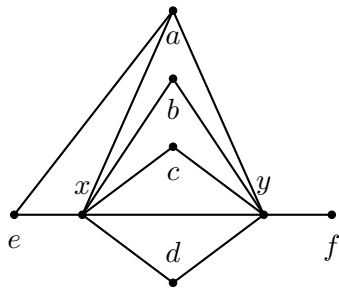
Figure 6: The graph  $G$  has a  $6-6$  edge  $xy$ , with 5 triangles sitting on the edge  $xy$ .

2. **There are 4 triangles sitting on the edge  $xy$ .** Let  $a, b, c$  and  $d$  be the vertices in  $G$  which are adjacent to both  $x$  and  $y$ . Let  $e$  be the vertex adjacent to  $x$  but not adjacent to  $y$ , and  $f$  be the vertex adjacent to  $y$  but not adjacent to  $x$ . Let  $S_1 = \{a, b, c, d\}$  and  $H = \{x, y\} \cup S_1 \cup \{e, f\}$ . Delete the vertices in  $H$ . The vertices  $e$  and  $f$  can have at most one neighbor in  $V(G) \setminus H$  each. We distinguish the cases based on the neighbors of  $e$  and  $f$  as follows:

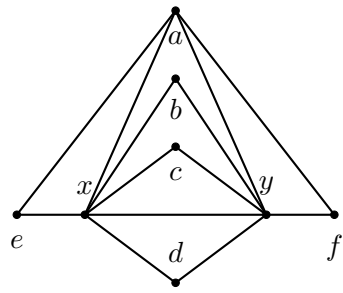
- (a) **The vertices  $e$  and  $f$  have no neighbors in  $S_1$ ,** see Figure 7(i). The vertices in  $S_1$  can have at most one neighbor in  $V(G) \setminus H$  each and can form a path of length 3 in  $S_1$ . If the vertices  $e$  and  $f$  are adjacent, then they cannot have a neighbor in  $V(G) \setminus H$ . Otherwise, we have an  $S_{2,5}$  with  $ex$  (or  $fy$ ) as the backbone. Thus, the number of edges deleted is at most  $11 + 3 + 4 + 2 = 20$ .
- (b) **One of the vertices  $e$  or  $f$  has one neighbor in  $S_1$ , and the other has none.** Without loss of generality, suppose  $a$  and  $e$  are adjacent (see Figure 7(ii)), then  $a$  cannot have a neighbor in  $V(G) \setminus H$ . Otherwise, we have an  $S_{2,5}$  with  $ay$  as the backbone. If the vertices  $e$  and  $f$  are adjacent, then they cannot have a neighbor in  $V(G) \setminus H$ . Similarly, as before, the vertices  $b, c$  and  $d$  can have at most one neighbor in  $V(G) \setminus H$  each and the vertices  $\{a, b, c, d\}$  can form a path of length 3 in  $S_1$ . Thus, the number of edges deleted is at most  $12 + 3 + 3 + 2 = 20$ .
- (c) **The vertices  $e$  and  $f$  have one neighbor in  $S_1$ .** There are two possibilities. In the first case, without loss of generality, suppose  $a$  is the common neighbor of  $e$  and  $f$ , see



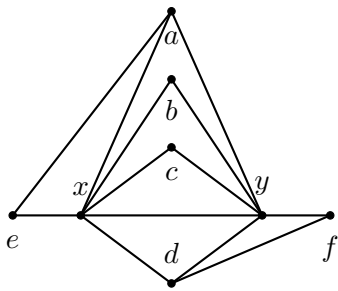
(i)



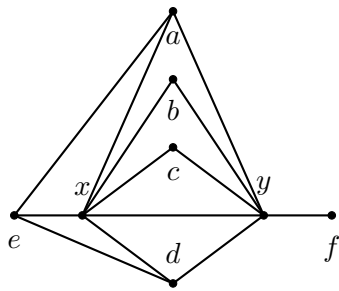
(ii)



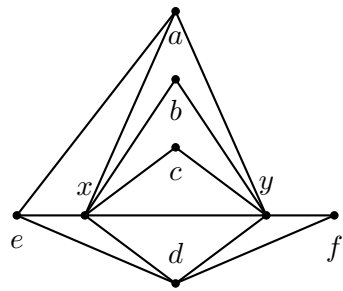
(iii)



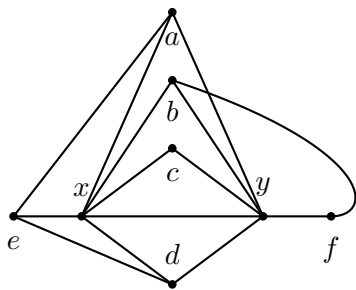
(iv)



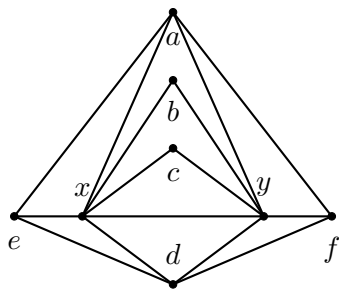
(v)



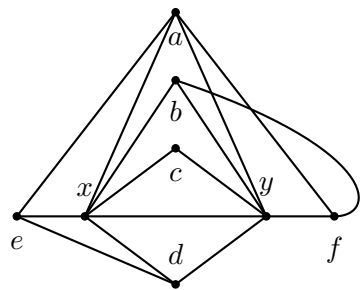
(vi)



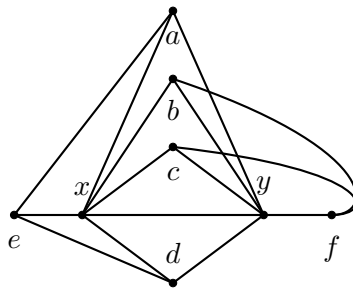
(vii)



(viii)



(ix)



(x)

Figure 7: The graph  $G$  has a  $6 - 6$  edge  $xy$ , with 4 triangles sitting on the edge  $xy$ .

- (i) the vertices  $e$  and  $f$  have no neighbors in  $S_1$ .
- (ii) The vertex  $e$  has one neighbor in  $S_1$  and  $f$  has none.
- (iii) The vertices  $e$  and  $f$  have one common neighbor in  $S_1$ .
- (iv) The vertices  $e$  and  $f$  have one distinct neighbor in  $S_1$ .
- (v) The vertex  $e$  has two neighbors in  $S_1$  and  $f$  has none.
- (vi) The vertex  $e$  is the neighbor of  $a$  and  $d$ , and  $f$  is the neighbor of  $d$ .
- (vii) The vertex  $e$  is the neighbor of  $a$  and  $d$ , and  $f$  is the neighbor of  $b$ .
- (viii) The vertices  $e$  and  $f$  are neighbors of both  $a$  and  $d$ .
- (ix) The vertex  $e$  is the neighbor of  $a$  and  $d$ , while  $f$  is the neighbor of  $a$  and  $b$ .
- (x) The vertex  $e$  is the neighbor of  $a$  and  $d$ , while  $f$  is the neighbor of  $b$  and  $c$ .

Figure 7(iii). Similarly, as before,  $a$  cannot have a neighbor in  $V(G) \setminus H$ . If the vertices  $e$  and  $f$  are adjacent, they cannot have a neighbor in  $V(G) \setminus H$ . The vertices  $b, c$  and  $d$  can have at most one neighbor in  $V(G) \setminus H$  each, and the vertices  $\{a, b, c, d\}$  can form a path of length 3 in  $S_1$ . Thus, the number of edges deleted is at most  $13 + 3 + 3 + 2 = 21$ .

Without loss of generality, suppose  $a$  is the neighbor of  $e$  while  $d$  is the neighbor of  $f$ , see Figure 7(iv). Similarly, as before, the vertices  $a$  and  $d$  cannot have a neighbor in  $V(G) \setminus H$ . The vertex  $b$  and  $c$  can have at most one neighbor in  $V(G) \setminus H$  each, and the vertices  $\{a, b, c, d\}$  can form a path of length 3 in  $S_1$ . If the vertices  $e$  and  $f$  are adjacent, then they cannot have a neighbor in  $V(G) \setminus H$ . Thus, the number of edges deleted is at most  $13 + 3 + 2 + 2 = 20$ . (In fact, it can be shown that if the vertices  $w$  and  $f$  are adjacent, there can only be a 2-path inside  $S_1$ . However, this precision is unnecessary. We skip this in the following cases also.)

- (d) **One of the vertices  $e$  or  $f$  has two neighbors in  $S_1$ , while the other has none.**

Without loss of generality, suppose  $e$  is the neighbor of  $a$  and  $d$ , see Figure 7(v). Similarly, as before, the vertices  $a$  and  $d$  cannot have a neighbor in  $V(G) \setminus H$ . The vertices  $b$  and  $c$  can have at most one neighbor in  $V(G) \setminus H$  each, and the vertices  $\{a, b, c, d\}$  can form a path of length 3 in  $S_1$ . If the vertices  $e$  and  $f$  are adjacent, then they cannot have a

neighbor in  $V(G)\setminus H$ . Thus, the number of edges deleted is at most  $13 + 3 + 2 + 2 = 20$ .

- (e) **One of the vertices  $e$  or  $f$  has two neighbors in  $S_1$ , while the other has one neighbor.** There are two possibilities. In the first case, without loss of generality, suppose  $e$  is the neighbor of  $a$  and  $d$ , and  $f$  is the neighbor of  $d$  (see Figure 7(vi)). Similarly, as before, the vertices  $a$  and  $d$  cannot have a neighbor in  $V(G)\setminus H$ . The vertices  $b$  and  $c$  can have at most one neighbor in  $V(G)\setminus H$  each, and the vertices  $\{a, b, c, d\}$  can form a path of length 3 in  $S_1$ . If the vertices  $e$  and  $f$  are adjacent, then they cannot have a neighbor in  $V(G)\setminus H$ . Thus, the number of edges deleted is at most  $14 + 3 + 2 + 2 = 21$ . In the other case, without loss of generality, assume that  $e$  is the neighbor of  $a$  and  $d$ , and  $f$  is the neighbor of  $b$  (see Figure 7(vii)). The vertices  $a, b$  and  $d$  cannot have a neighbor in  $V(G)\setminus H$ , but they along with  $c$  can form a path of length 3 in  $S_1$ . The vertex  $c$  can have at most one neighbor in  $V(G)\setminus H$ . Thus, the number of edges deleted is at most  $14 + 3 + 1 + 2 = 20$ .

- (f) **Both the vertices  $e$  and  $f$  have two neighbors in  $S_1$ .** There are three possibilities. In the first case, without loss of generality, suppose  $e$  and  $f$  are neighbors of both  $a$  and  $d$ , see Figure 7(viii). Similarly, as before, the vertices  $a$  and  $d$  cannot have a neighbor in  $V(G)\setminus H$ . The vertices  $b$  and  $c$  can have at most one neighbor in  $V(G)\setminus H$  each. The vertices  $\{a, b, c, d\}$  can form a path of length 3 in  $S_1$ . If the vertices  $e$  and  $f$  are adjacent, then they cannot have a neighbor in  $V(G)\setminus H$ . Thus, the number of edges deleted is at most  $15 + 3 + 2 + 2 = 22$ .

On the other hand, without loss of generality, assume  $e$  is the neighbor of both  $a$  and  $d$ , while  $f$  is the neighbor of  $a$  and  $b$  (see Figure 7(ix)). The vertices  $a, b$  and  $d$  cannot have a neighbor in  $V(G)\setminus H$ , but they along with  $c$  can form a path of length 3 in  $S_1$ . The vertex  $c$  can have at most one neighbor in  $V(G)\setminus H$  each. Thus, the number of edges deleted is at most  $15 + 3 + 1 + 2 = 21$ .

In the last case, without loss of generality, assume  $e$  is the neighbor of  $a$  and  $d$  both, while  $f$  is the neighbor of  $b$  and  $c$  (see Figure 7(x)). The vertices  $a, b, c$  and  $d$  cannot have a neighbor in  $V(G)\setminus H$ , but they can form a path of length 3 in  $S_1$ . Thus, the number of edges deleted is at most  $15 + 3 + 2 = 20$ .



Using the induction hypothesis,

$$e(G) \leq e(G - H) + 22 \leq \frac{20}{7}(n - 8) + 22 = \frac{20}{7}n - \frac{6}{7}.$$

This completes the proof of the claim.  $\square$

Consider  $x, y \in V(G)$ . By the previous claims, if  $d(x) + d(y) \geq 12$ , we are done by induction. Assume that  $d(x) + d(y) \leq 11$ . Summing it over all the edge pairs in  $G$ , we have  $11e(G) \geq \sum_{xy \in E(G)} (d(x) + d(y)) = \sum_{x \in V(G)} (d(x))^2 \geq n\bar{d}^2 = n(\frac{2e(G)}{n})^2$ , where  $\bar{d}$  is the average degree in  $G$ . This gives us  $e(G) \leq \frac{11}{4}n \leq \frac{20}{7}n$ , for  $n \geq 1$ .  $\square$

## 6 Planar Turán number of $S_{3,3}$

We show that for infinitely many integer values of  $n$ , we can construct an  $n$ -vertex  $S_{3,3}$ -free plane graph  $G_n$  with  $\frac{5}{2}n - 5$  edges. This is to verify that the bound we have is best up to the linear term. Consider a plane graph  $G_n$  which is obtained by joining every vertex of the maximal matching on  $n - 2$  vertices with two vertices. Constructions of  $G_n$  when  $n$  is even or odd is shown in Figure 8. Each edge in  $G_n$  has a degree 3 end vertex. Thus,  $G_n$  is an  $S_{3,3}$ -free planar graph. Moreover,  $e(G_n) = \lfloor \frac{5}{2}n \rfloor - 5$ .

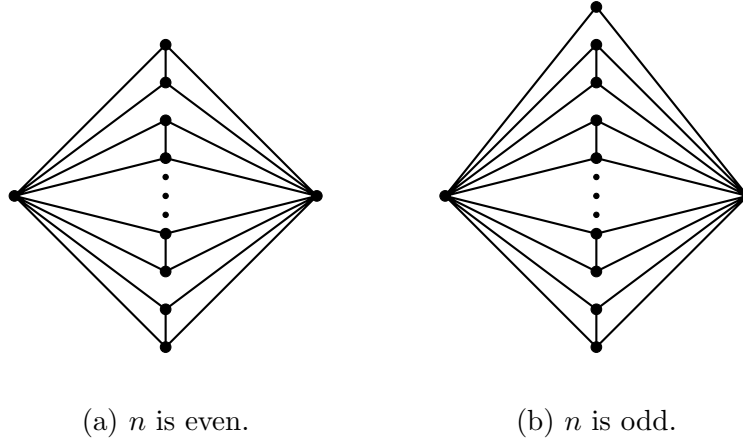


Figure 8: Extremal Constructions for the lower bound of planar Turán number of  $S_{3,3}$ .

**Claim 7.** *Let  $G$  be an  $S_{3,3}$  on  $n$  ( $1 \leq n \leq 8$ ) vertices. The number of edges in  $G$  is at most  $\frac{5}{2}n - 2$ .*

*Proof.* Recall that, an  $n$ -vertex maximal planar graph contains  $3n - 6$  edges. Since  $3n - 6 \leq \frac{5}{2}n - 2$  for  $n \leq 8$ ,  $e(G) \leq \frac{5}{2}n - 2$  holds for all  $n$ ,  $1 \leq n \leq 8$ .  $\square$

Let  $u$  be a vertex in  $G$  with degree at most 2. By the induction hypothesis, we get  $e(G - \{u\}) \leq \frac{20}{7}(n - 1)$ . Hence,  $e(G) = e(G - \{u\}) + d(u) \leq \frac{5}{2}(n - 1) - 2 + 2 < \frac{5}{2}n - 2$ . Similarly, if we have a 3-3 edge in  $G$ , we can finish the proof by induction. From now on, we may assume that  $G$  contains no vertex of degree at most 2 and no 3-3 edge. The following claims deal with the different cases of degree pairs in  $G$ :

**Claim 8.** *No vertex in  $G$  with degree at least 7 is adjacent to a vertex of degree at least 4.*

*Proof.* Suppose not. Let  $xy$  be an edge in  $G$  such that  $d(x) \geq 7$  and  $d(y) \geq 4$ . Obviously, there are three vertices in  $V(G) \setminus \{x\}$ , say  $y_1, y_2$  and  $y_3$ , which are adjacent to  $y$ . Since  $|N(x) \setminus \{y\}| \geq 6$ , there are three vertices  $x_1, x_2$  and  $x_3$ , not in  $\{y, y_1, y_2, y_3\}$  which are adjacent to  $x$ . This implies that we got an  $S_{3,3}$  in  $G$  with backbone  $xy$  and leaf-sets  $\{x_1, x_2, x_3\}$  and  $\{y_1, y_2, y_3\}$ , respectively, which is a contradiction. This completes the proof of Claim 8.  $\square$

**Claim 9.** *If there is a 6-6 edge in  $G$ , then  $e(G) \leq \frac{5}{2}n - 2$ .*

*Proof.* Let  $xy \in E(G)$  be a 6-6 edge. Since  $G$  is an  $S_{3,3}$ -free plane graph,  $xy$  must be contained in 5 triangles, see Figure 9. Let  $a, b, c, d$  and  $e$  be the vertices in  $G$  which are adjacent to both  $x$

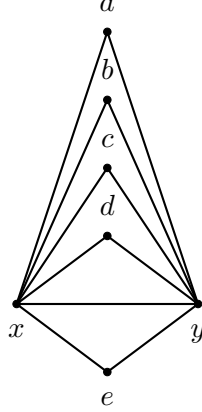


Figure 9: The graph  $G$  has a 6 – 6 edge  $xy$ .

and  $y$ . Let  $S_1 = \{a, b, c, d, e\}$  and  $H = \{x, y, a, b, c, d, e\}$ . Delete the vertices in  $H$ . Suppose  $a$  has two neighbors in  $V(G) \setminus H$ . We immediately get an  $S_{3,3}$  with  $xa$  or  $ya$  as the backbone. Thus, any vertex in the set  $S_1$  can have at most 1 neighbor in  $V(G) \setminus H$ . If there are no edges between the vertices in  $S_1$ , we deleted at most  $11 + 5 = 16$  edges. Assume that there is an edge between the vertices in  $S_1$ , say  $ab$ . If  $a$  (or  $b$ ) has a neighbor in  $V(G) \setminus H$ ,  $xa$  (or  $xb$ ) is the backbone of an  $S_{3,3}$ .

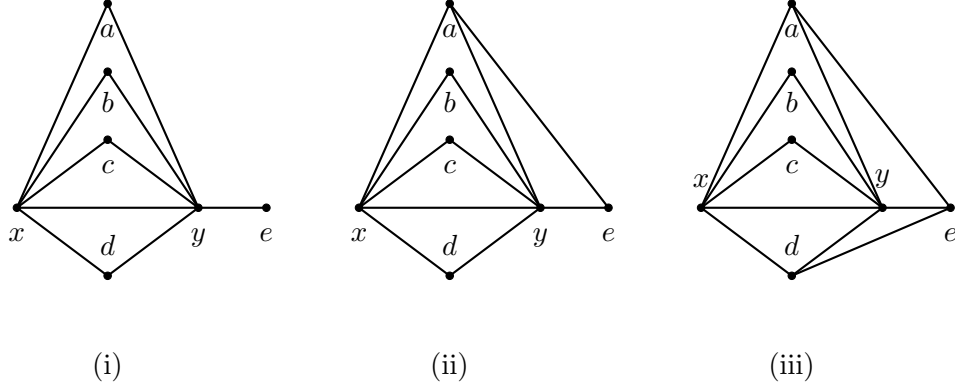


Figure 10: The graph  $G$  has a 5-6 edge  $xy$ .

- (i) The vertex  $e$  has no neighbors in  $S_1$ .
- (ii) The vertex  $e$  has one neighbor in  $S_1$ .
- (iii) The vertex  $e$  has two neighbors in  $S_1$ .

Similarly, for the other edges in  $S_1$ , both vertices cannot have a neighbor in  $V(G) \setminus H$ . Thus, if there is an edge joining any two vertices in  $S_1$ , the number of edges deleted is at most  $11 + 4 = 15$ . Using the induction hypothesis,

$$e(G) \leq e(G - H) + 16 \leq \frac{5}{2}(n - 7) - 2 + 16 = \frac{5}{2}n - 3.5 < \frac{5}{2}n - 2.$$

This completes the proof. □

**Claim 10.** *If there is a 5-6 edge in  $G$ , then  $e(G) \leq \frac{5}{2}n - 2$ .*

*Proof.* Let  $xy$  be a 5-6 edge in  $G$ . Since  $G$  is an  $S_{3,3}$ -free plane graph,  $xy$  must be contained in 4 triangles, see Figure 10. Let  $a, b, c$  and  $d$  be the vertices in  $G$  which are adjacent to both  $x$  and  $y$ . Let  $e$  be the vertex adjacent to  $y$  but not adjacent to  $x$ . Let  $S_1 = \{a, b, c, d\}$  and  $H = \{x, y, a, b, c, d, e\}$ . Delete the vertices in  $H$ . Any vertex in  $S_1$  can have at most 1 neighbor in  $V(G) \setminus H$ . If there is an edge joining any two vertices in  $S_1$ , say  $ab$ . Similarly, as before, the vertices  $a$  and  $b$  cannot have a neighbor in  $V(G) \setminus H$ . We further distinguish the cases based on the number of edges from  $e$  as follows:

1. **The vertex  $e$  has no neighbors in  $S_1$** , see Figure 10(i). Clearly, the vertex  $e$  can have at most 2 neighbors in  $V(G) \setminus H$ . If there are no edges between the vertices in  $S_1$ , we deleted at

most  $10 + 2 + 4 = 16$  edges. If there is an edge joining any two vertices in  $S_1$ , the number of edges deleted is at most  $10 + 2 + 3 = 15$ .

2. **The vertex  $e$  has one neighbor in  $S_1$ .** Without loss of generality, suppose  $a$  is the neighbor of  $e$ , see Figure 10(ii). The vertex  $e$  can have at most one neighbor in  $V(G) \setminus H$ . If the vertex  $a$  has a neighbor in  $V(G) \setminus H$ , we have an  $S_{3,3}$  with  $xa$  as the backbone. If there are no edges between the vertices in  $S_1$ , we have deleted at most  $11 + 3 + 1 = 15$  edges. If there is an edge joining any two vertices in  $S_1$ , the number of edges deleted is at most  $11 + 3 + 1 = 15$ .
3. **The vertex  $e$  has two neighbors in  $S_1$ .** Without loss of generality, suppose  $e$  is the neighbor of  $a$  and  $d$ , see Figure 10(iii). The vertex  $e$  cannot have a neighbor in  $V(G) \setminus H$ , otherwise we have an  $S_{3,3}$  with  $ye$  as the backbone. If either  $a$  or  $d$  has a neighbor in  $V(G) \setminus H$ , we have an  $S_{3,3}$  with  $xa$  or  $xd$  as the backbone, respectively. Suppose there is no edge between the vertices in  $S_1$ . The total number of edges deleted is at most  $12 + 2 = 14$ . Suppose  $a$  and  $b$  are adjacent, then  $b$  cannot have a neighbor in  $V(G) \setminus H$ . Similarly, for the other edges in  $S_1$  except  $ad$ , which is still possible without any extra restrictions. If there is an edge joining any two vertices in  $S_1$ , the total number of edges deleted is at most  $12 + 3 = 15$ .

Thus, by induction

$$e(G) = e(G - H) + 16 \leq \frac{5}{2}(n - 7) - 2 + 16 < \frac{5}{2}n - 2,$$

and we are done. □

**Claim 11.** *If there is a 4-6 edge in  $G$ , then  $e(G) \leq \frac{5}{2}n - 2$ .*

*Proof.* Let  $xy$  be a 4-6 edge in  $G$ . Since  $G$  is an  $S_{3,3}$ -free plane graph,  $xy$  must be contained in 3 triangles, see Figure 11. Let  $a, b$  and  $c$  be the vertices in  $G$  which are adjacent to both  $x$  and  $y$ . Let  $d$  and  $e$  be the vertices adjacent to  $y$  but not to  $x$ . Let  $S_1 = \{a, b, c\}$  and  $H = \{x, y, a, b, c, d, e\}$ . Delete the vertices in  $H$ . The vertices  $d$  and  $e$  can have at most two neighbors in  $V(G) \setminus H$  each. The vertices in  $S_1$  can have at most one neighbor in  $V(G) \setminus H$  each. If there is an edge joining any two vertices in  $S_1$ , say  $ab$ . Similarly, as before, the vertices  $a$  and  $b$  cannot have a neighbor in  $V(G) \setminus H$ . We distinguish the cases based on the neighbors of  $d$  and  $e$  as follows:

1. **The vertices  $d$  and  $e$  have no neighbors in  $S_1$ ,** see Figure 11(i). If the vertices  $d$  and  $e$  are adjacent, they can have at most one neighbor in  $V(G) \setminus H$  each. Otherwise, we have an

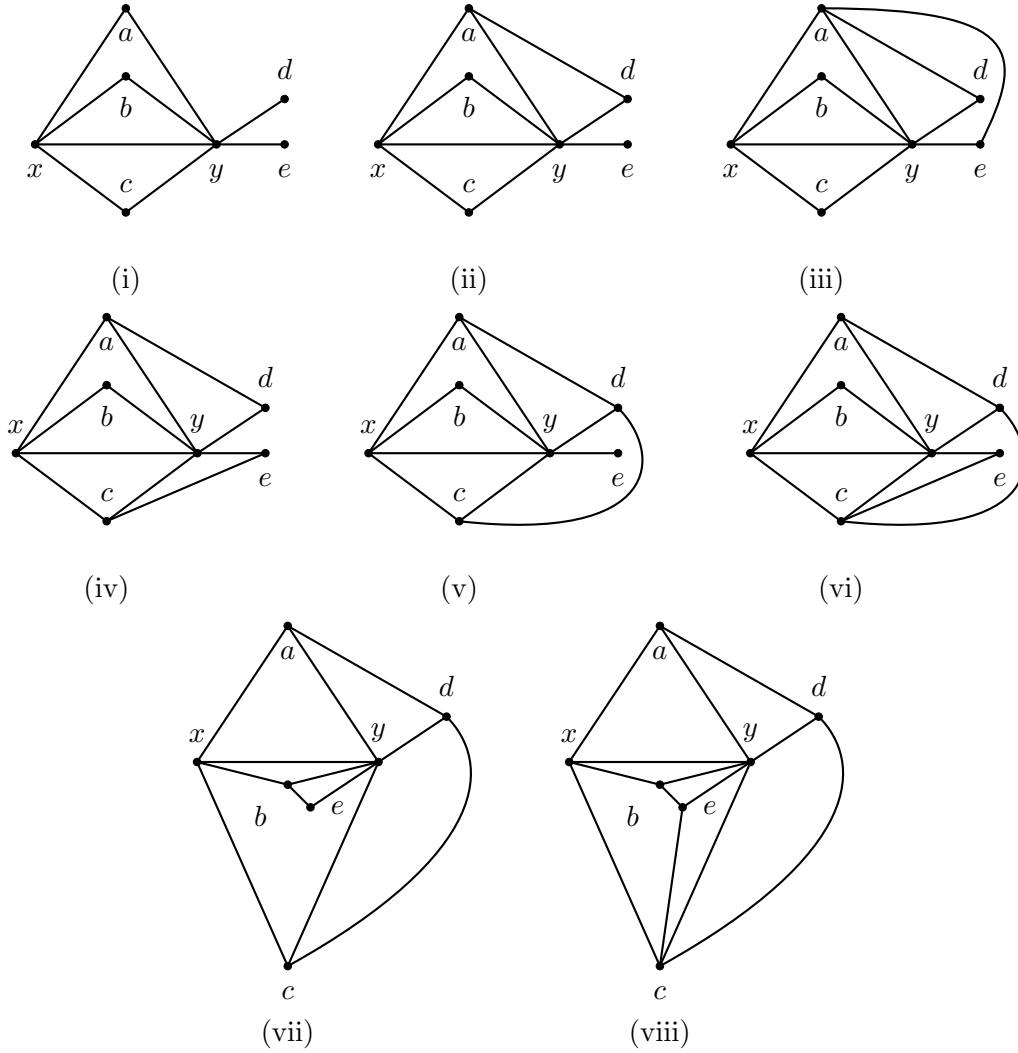


Figure 11: The graph  $G$  has a 4 – 6 edge  $xy$ .

- (i) The vertices  $d$  and  $e$  have no neighbors in  $S_1$ .
- (ii) The vertex  $d$  has one neighbor in  $S_1$ , and  $e$  has none.
- (iii) Both the vertices  $d$  and  $e$  have one common neighbor in  $S_1$ .
- (iv) The vertices  $d$  and  $e$  have one distinct neighbor in  $S_1$ .
- (v) The vertex  $d$  has two neighbors in  $S_1$ , while  $e$  has none.
- (vi) The vertex  $d$  is the neighbor of  $a$  and  $c$ , while  $e$  is the neighbor of  $c$ .
- (vii) The vertex  $d$  is the neighbor of  $a$  and  $c$ , while  $e$  is the neighbor of  $b$ .
- (viii) Both the vertices  $d$  and  $e$  have two neighbors in  $S_1$ .

$S_{3,3}$  with  $dy$  (or  $ey$ ) as the backbone. If there are no edges between the vertices in  $S_1$ , the number of edges deleted is at most  $9 + 3 + 4 = 16$ . If there is an edge joining any two vertices in  $S_1$ , the number of edges deleted is at most  $9 + 2 + 4 = 15$ .

2. **One of the vertices  $d$  or  $e$  has one neighbor in  $S_1$ , while the other has none.** Without loss of generality, suppose the vertices  $a$  and  $d$  are adjacent (see Figure 11(ii)). The vertex  $a$  cannot have a neighbor in  $V(G) \setminus H$ , and  $d$  can have at most one neighbor in  $V(G) \setminus H$ . If the vertices  $d$  and  $e$  are adjacent, then  $d$  cannot have a neighbor in  $V(G) \setminus H$  and  $e$  can have at most one neighbor in  $V(G) \setminus H$ . Otherwise, we have an  $S_{3,3}$  with  $dy$  (or  $ey$ ) as the backbone. If there are no edges between the vertices in  $S_1$ , the number of edges deleted is at most  $10 + 2 + 3 = 15$ . If there is an edge joining any two vertices in  $S_1$ , the number of edges deleted is at most  $10 + 2 + 3 = 15$ .
3. **Both the vertices  $d$  and  $e$  have one neighbor in  $S_1$ .** There are two possibilities. In the first case, without loss of generality, suppose  $a$  is the common neighbor of  $d$  and  $e$  (see Figure 11(iii)). Similarly, as before,  $a$  cannot have a neighbor in  $V(G) \setminus H$ , and  $d$  and  $e$  can have at most one neighbor in  $V(G) \setminus H$  each. If the vertices  $d$  and  $e$  are adjacent, they cannot have a neighbor in  $V(G) \setminus H$ . If there are no edges between the vertices in  $S_1$ , the number of edges deleted is at most  $11 + 2 + 2 = 15$ . If there is an edge joining any two vertices in  $S_1$ , the number of edges deleted is at most  $11 + 2 + 2 = 15$ .

Without loss of generality, suppose  $a$  is the neighbor of  $d$  while  $c$  is the neighbor of  $e$  (see Figure 11(iv)). Similarly, as before, the vertices  $a$  and  $c$  cannot have a neighbor in  $V(G) \setminus H$ , and  $d$  and  $e$  can have at most one neighbor in  $V(G) \setminus H$  each. If the vertices  $d$  and  $e$  are adjacent, they cannot have a neighbor in  $V(G) \setminus H$ . If there are no edges between the vertices in  $S_1$ , the number of edges deleted is at most  $11 + 1 + 2 = 14$ . If  $a$  and  $b$  are adjacent, then  $b$  does not have a neighbor in  $V(G) \setminus H$ . Similarly, for the edge  $bc$ . The vertices  $a$  and  $c$  can be adjacent without any constraints. Thus, if there is an edge joining any two vertices in  $S_1$ , the number of edges deleted is at most  $11 + 2 + 2 = 15$ .

4. **One of the vertices  $d$  or  $e$  has two neighbors in  $S_1$ , while the other has none.** Without loss of generality, suppose  $d$  is the neighbor of  $a$  and  $c$ , while  $e$  has no neighbors in  $S_1$  (see Figure 11(v)). The vertex  $d$  cannot have a neighbor in  $V(G) \setminus H$ . Similarly, as before, the vertices  $a$  and  $c$  cannot have a neighbor in  $V(G) \setminus H$ , whereas  $e$  can have at most

two neighbors in  $V(G) \setminus H$ . If  $d$  and  $e$  are adjacent, then  $e$  can have at most one neighbor in  $V(G) \setminus H$ . If there are no edges between the vertices in  $S_1$ , the number of edges deleted is at most  $11 + 1 + 2 = 14$ . If  $a$  and  $b$  are adjacent, then  $b$  does not have a neighbor in  $V(G) \setminus H$ . Similarly, for the edge  $bc$ . The vertices  $a$  and  $c$  can be adjacent without any constraints. Thus, if there is an edge joining any two vertices in  $S_1$ , the number of edges deleted is at most  $11 + 2 + 2 = 15$ .

5. **One of the vertices  $d$  or  $e$  has two neighbors in  $S_1$ , while the other has one.** There are two possibilities. In the first case, without loss of generality, suppose  $d$  is the neighbor of  $a$  and  $c$ , while  $e$  is the neighbor of  $c$  (see Figure 11(vi)). Similarly, as before, the vertices  $a, c$  and  $d$  cannot have a neighbor in  $V(G) \setminus H$ , whereas  $e$  can have at most one neighbor in  $V(G) \setminus H$ . If  $d$  and  $e$  are adjacent, then  $e$  cannot have a neighbor in  $V(G) \setminus H$ . If there are no edges between the vertices in  $S_1$ , the number of edges deleted is at most  $12 + 1 + 1 = 14$ . In the other case, the vertices  $a$  and  $c$  can be adjacent without any constraints. Thus, if there is an edge joining any two vertices in  $S_1$ , the number of edges deleted is at most  $12 + 2 + 1 = 15$ .
- Without loss of generality, suppose  $d$  is the neighbor of  $a$  and  $c$ , while  $e$  is the neighbor of  $b$  (see Figure 11(vii)). Similarly, as before, the vertices  $a, b, c$  and  $d$  cannot have a neighbor in  $V(G) \setminus H$ , whereas  $e$  can have at most one neighbor in  $V(G) \setminus H$ . If  $d$  and  $e$  are adjacent, then  $e$  cannot have a neighbor in  $V(G) \setminus H$ . If there are no edges between the vertices in  $S_1$ , the number of edges deleted is at most  $12 + 1 = 13$ . In the other case, the vertices  $a, b$  and  $c$  can be adjacent without any constraints. Hence, the number of edges deleted is at most  $12 + 2 + 1 = 15$ .

6. **Both the vertices  $d$  and  $e$  have two neighbors in  $S_1$ .** Without loss of generality, suppose  $d$  is the neighbor of  $a$  and  $c$ , while  $e$  is the neighbor of  $b$  and  $c$  (see Figure 11(viii)). Similarly, as before, the vertices  $a, b, c, d$  and  $e$  cannot have a neighbor in  $V(G) \setminus H$ . The vertex  $c$  can be adjacent to  $a$  and  $b$  without any constraints. Hence, the number of edges deleted is at most  $13 + 2 = 15$ .

Thus, by induction

$$e(G) = e(G - H) + 16 \leq \frac{5}{2}(n - 7) - 2 + 16 \leq \frac{5}{2}n - 2,$$

and we are done. □

The following lemma completes the proof of the Theorem 1(v):

**Lemma 7.** *Let  $G$  be an  $S_{3,3}$ -free plane graph on  $n$  vertices, then  $e(G) \leq \frac{5}{2}n - 2$ .*

*Proof.* Let  $A = \{x \in V(G) \mid d(x) = 3\}$ ,  $B = \{x \in V(G) \mid d(x) = 4 \text{ or } d(y) = 5\}$  and  $C = \{x \in V(G) \mid d(x) \geq 6\}$ .

Since there is no 3-3 edge, the vertices in  $A$  are independent. From Claims 10 and 11, there is no edge between the sets  $B$  and  $C$ . Moreover,  $C$  is independent by Claim 9. The distribution of the edges in  $G$  is shown in Figure 12.

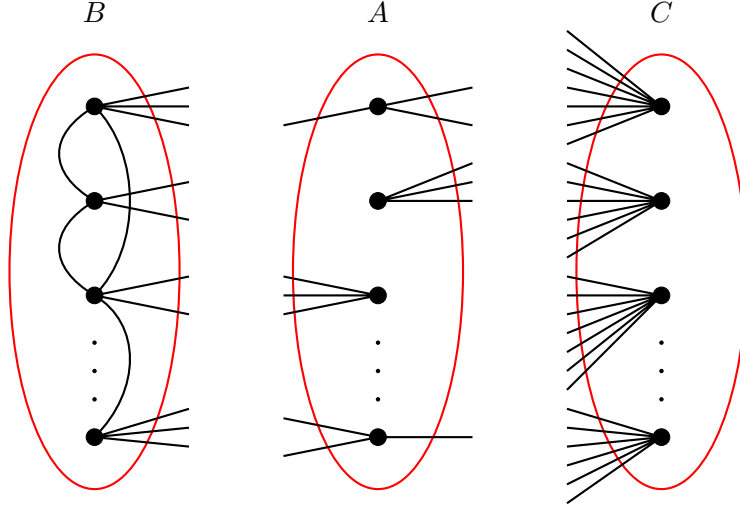


Figure 12: A graph showing the distribution of edges in  $G$ .

Let  $|A| = a$ ,  $|B| = b$  and  $|C| = c$ . Let  $x$  be the number of edges between the sets  $A$  and  $B$ , i.e.,  $e(A, B) = x$ . Since the maximum degree in  $B$  is 5, we have  $2e(G[B]) = \sum_{v \in B} d(v) - x$  which implies  $e(G) \leq \frac{5b-x}{2}$ . Each vertex in  $A$  has degree 3 and the vertices in  $A$  are independent, hence  $e(A, C) = 3a - x$ . Thus, the number of edges in  $G$  is

$$e(G) = e(G[B]) + e(A, B) + e(A, C) \leq \frac{5b-x}{2} + x + 3a - x = \frac{5}{2}a + \frac{5}{2}b + \frac{a-x}{2}.$$

On the other hand, since  $G$  is a plane graph and the graph induced by the vertices in  $A$  and the vertices in  $C$  is bipartite,  $e(A, C) = 3a - x \leq 2(a+c) - 4$ . This implies that  $\frac{a-x}{2} \leq c-2 = \frac{5}{2}c - \frac{3}{2}c - 2$  for all  $c \geq 0$ . Therefore, using the inequality in (1), we get

$$e(G) \leq \frac{5}{2}a + \frac{5}{2}b + \frac{5}{2}c - \left(\frac{3}{2}c + 2\right) = \frac{5}{2}(a+b+c) - \left(\frac{3}{2}c + 2\right) \leq \frac{5}{2}n - 2. \quad (1)$$



The last inequality in (1) holds (and hence Lemma 7) if  $a \neq 0$  and  $c \neq 0$ . To finish the proof, we distinguish the following two cases:

**Case 1:**  $a \neq 0$  and  $c = 0$ . Observe that  $e(G) \leq \frac{5(n-a)+3a}{2} = \frac{5}{2}n - a$ . If  $a \geq 2$ , then we are done. Thus,  $a = 1$ . Let the number of degree 4 vertices in  $G$  be  $k$ . Hence,  $e(G) = \frac{5(n-k-1)+4k+3}{2} = \frac{5}{2}n - \frac{k}{2} - 1$ . If  $k \geq 2$ , then we are done.

Let the number of degree 4 vertices in  $G$  be at most 1. Let  $A = \{x\}$  and  $N(x) = \{x_1, x_2, x_3\}$ . Let  $d(x_i) = 5$ , for every  $i \in \{1, 2, 3\}$ . Considering that there is at most one degree 4 vertex in  $G$ , it is easy to find a degree 5 vertex in  $\cup_{i=1}^3 N(x_i)$ , such that all its 5 neighboring vertices are of degree 5. Moreover, the same property holds if one vertex in  $N(x)$  is of degree 4. Let  $v$  be a degree 5 vertex in  $G$ , such that all its 5 neighboring vertices are of degree 5. Let  $N(v) = \{x_1, x_2, x_3, x_4, x_5\}$ , such that a plane drawing of  $G$  results in a clockwise alignment of the vertices  $x_1, x_2, x_3, x_4, x_5$  around  $v$ . Since  $G$  is an  $S_{3,3}$ -free plane graph, every 5-5 edge in  $G$  must be contained in at least 3 triangles. Thus, an edge  $x_1v$  must be contained in at least 3 triangles. This implies,  $x_1$  must be adjacent to at least one vertex in  $\{x_3, x_4\}$ . Without loss of generality, assume  $x_1$  and  $x_3$  are adjacent. Then the 5-5 edge  $x_2v$  is contained in at most 2 triangles, which results in an  $S_{3,3}$  in  $G$  with  $x_2v$  as the backbone.

**Case 2:**  $a = 0$ . Let the number of degree 4 vertices in  $G$  be  $k$ . Thus,  $e(G) = \frac{5(n-k)+4k}{2} = \frac{5}{2}n - \frac{k}{2}$ . If the number of degree 4 vertices is at least 4, then  $e(G) \leq \frac{5}{2}n - 2$  and we are done. Now assume that the number of degree 4 vertices in  $G$  is at most 3. Notice that,  $v(G) \geq 8$ . Otherwise, taking any maximal planar graph on  $n$  vertices, it can be checked that  $3n - 6 < \frac{5}{2}n - 2$ .

Let  $v$  be a degree 5 vertex in  $G$ , and  $N(v) = \{x_1, x_2, x_3, x_4, x_5\}$ . At least two vertices in  $N(v)$  must be of degree 5. Otherwise, the number of degree 4 vertices is at least 4 and we are done. Let the plane drawing of  $G$  result in a clockwise alignment of the vertices  $x_1, x_2, x_3, x_4, x_5$  around  $v$ . There are exactly 2 vertices in  $N(v)$ , which are of degree 5. Indeed, suppose that the number of degree 5 vertices is at least 3. We can assume that for some  $i \in [5]$ ,  $d(x_i) = d(x_{i+1}) = 5$ . Without loss of generality, assume that these vertices are  $x_1$  and  $x_2$ . Since  $x_1v$  and  $x_2v$  are 5-5 edges, they must be contained in at least 3 triangles. Thus, both  $x_1$  and  $x_2$  must be adjacent to  $x_4$ . On the other hand, it is easy to see that  $x_3v$  and  $x_5v$  are 4-5 edges. Thus, the vertex  $x_3$  must be adjacent to  $x_2$  and  $x_4$ . Similarly, the vertex  $x_5$  must be adjacent to  $x_1$  and  $x_4$ . Since  $d(x_3) = 4$ , there must be a vertex  $x_6$ , such that  $x_3x_6 \in E(G)$ . If  $d(x_6) = 5$ , then  $x_6$  must be adjacent to  $x_4$ . This is impossible, as  $d(x_4) = 5$ . Hence,  $d(x_6) = 4$ . Similarly, we have another vertex  $x_7$  adjacent to  $x_5$

and  $d(x_7) = 4$ . This is a contradiction, as we found 4 vertices of degree 4, namely  $x_3, x_5, x_6$  and  $x_7$ .

Thus, we can assume that only two vertices in  $N(v)$  are of degree 5. Moreover, the vertices are not consecutive with respect to the alignment in the clockwise direction. Without loss of generality, assume that the vertices are  $x_2$  and  $x_4$ . It can be checked that the vertices  $x_2$  and  $x_4$  are adjacent. Since  $x_1v$  and  $x_5v$  are 4-5 edges, then the edges  $x_1x_2, x_1x_5$  and  $x_5x_4$  are in  $G$ . Since  $d(x_3) = 4$ , there must exist a vertex  $x_6$  adjacent to the vertex  $x_3$ . If this vertex is of degree 4, then it is a contradiction as we found 4 vertices of degree 4, namely  $x_1, x_3, x_5$  and  $x_6$ . Hence,  $d(x_6) = 5$  and the edges  $x_2x_6$  and  $x_4x_6$  are in  $G$ . Since  $d(x_1)$  is 4, there must exist a vertex  $x_7$  such that  $x_1x_7 \in E(G)$ . If  $d(x_7)$  is 5, then  $x_7$  is adjacent to  $x_2$  and  $d(x_2) \geq 6$ , which is a contradiction. Hence,  $x_7$  must be a vertex of degree 4. This is a contradiction, as we found 4 vertices of degree 4, namely  $x_1, x_3, x_5$  and  $x_7$ . This completes the proof of Claim 7, and subsequently the proof of Theorem 1(v).  $\square$

## 7 Planar Turán number of $S_{3,4}$

*Proof of the Theorem 1(vi).* Let  $G$  be an  $n$ -vertex  $S_{3,4}$ -free plane graph. Since  $S_{3,4}$  contains 9 vertices, a maximal planar graph with  $n \leq 8$  vertices, does not contain an  $S_{3,4}$ . Let  $8|n$ . Consider the plane graph consisting of  $\frac{n}{8}$  disjoint copies of maximal planar graphs on 8 vertices. This graph does not contain an  $S_{3,4}$ . Hence,  $\exp(n, S_{3,4}) \geq \frac{9}{4}n$ .

**Claim 12.** *Let  $G$  be an  $S_{3,4}$  on  $n$  ( $1 \leq n \leq 42$ ) vertices. The number of edges in  $G$  is at most  $\frac{20}{7}n$ .*

*Proof.* Recall that, an  $n$ -vertex maximal planar graph contains  $3n - 6$  edges. Since  $3n - 6 \leq \frac{20}{7}n$  for  $n \leq 42$ ,  $e(G) \leq \frac{20}{7}n$  holds for all  $n$ ,  $1 \leq n \leq 42$ .  $\square$

The following claims deal with the different cases of degree pairs in  $G$ :

**Claim 13.** *No vertex in  $G$  with a degree at least 8 is adjacent to a vertex of degree at least 4.*

*Proof.* Suppose not. Let  $xy$  be an edge in  $G$  such that  $d(x) \geq 8$  and  $d(y) \geq 4$ . Obviously, there are three vertices in  $V(G) \setminus \{x\}$ , say  $y_1, y_2$  and  $y_3$ , which are adjacent to  $y$ . Since  $|N(x) \setminus \{y\}| \geq 7$ , there are four vertices  $x_1, x_2, x_3$  and  $x_4$ , not in  $\{y, y_1, y_2, y_3\}$  which are adjacent to  $x$ . This implies we got an  $S_{3,4}$  in  $G$  with backbone  $xy$  and leaf-sets  $\{x_1, x_2, x_3, x_4\}$  and  $\{y_1, y_2, y_3\}$ , respectively, which is a contradiction. This completes the proof.  $\square$

**Claim 14.** *If there is a 7-7, 6-7, 5-7 and 6-6 edge in  $G$ , then  $e(G) \leq \frac{20}{7}n$ .*

*Proof.* The proofs are similar to the Claims 9, 10, 11, and 6 respectively. We skip it here for conciseness, but it is provided in the companion paper [deba'backup].  $\square$

Take  $x, y \in V(G)$ . By the previous claims, if  $d(x) + d(y) \geq 12$ , we are done by induction. Assume that  $d(x) + d(y) \leq 11$ . Summing it over all the edge pairs in  $G$ , we have  $11e \geq \sum_{xy \in E(G)} (d(x) + d(y)) = \sum_{x \in V(G)} (d(x))^2 \geq n\bar{d}^2 = n(\frac{2e}{n})^2$ , where  $\bar{d}$  is the average degree in  $G$ . This gives us  $e \leq \frac{11}{4}n \leq \frac{20}{7}n$  for  $n \geq 1$ .  $\square$

## 8 Concluding remarks and Conclusions

Concerning the exact value of  $\exp(n, S_{3,3})$ , we conjecture the following:

**Conjecture 1.**

$$\exp(n, S_{3,3}) = \begin{cases} 3n - 6, & \text{if } 3 \leq n \leq 7, \\ 16, & \text{if } n = 8, \\ 18, & \text{if } n = 9, \\ \lfloor \frac{5}{2}n \rfloor - 5, & \text{otherwise.} \end{cases}$$

## 9 Acknowledgements

Győri's research was partially supported by the National Research, Development, and Innovation Office NKFIH, grants K132696, SNN135643 and K126853.

## References

- [1] Chris Dowden. “Extremal  $C_4$ -Free/ $C_5$ -Free Planar Graphs”. *J. Graph Theory* 83.3 (2016), pp. 213–230. DOI: 10.1002/jgt.21991.
- [2] Paul Erdős. “On the number of complete subgraphs contained in certain graphs”. *Publ. Math. Inst. Hung. Acad. Sci.* 7 (1962), pp. 459–464.
- [3] Paul Erdős. “On the structure of linear graphs”. *Israel Journal of Mathematics* 1 (1963), pp. 156–160. DOI: 10.1007/BF02759702.
- [4] Debarun Ghosh, Ervin Győri, Ryan Martin, Addisu Paulos, and Chuanqi Xiao. “Planar Turán number of the 6-cycle”. *arXiv:2004.14094* (2020).
- [5] Debarun Ghosh, Ervin Győri, Addisu Paulos, Chuanqi Xiao, and Oscar Zamora. “Planar Turán Number of the  $\Theta_6$ ”. *arXiv:2006.00994* (2020).
- [6] Yongxin Lan and Yongtang Shi. “Planar Turán Numbers of Short Paths”. *Graphs Comb.* 35.5 (2019), pp. 1035–1049. DOI: 10.1007/s00373-019-02055-w.
- [7] Yongxin Lan, Yongtang Shi, and Zi-Xia Song. “Extremal H-Free Planar Graphs”. *Electron. J. Comb.* 26.2 (2019), P2.11.

- [8] Yongxin Lan, Yongtang Shi, and Zi-Xia Song. “Extremal Theta-free planar graphs”. *Discret. Math.* 342.12 (2019). DOI: 10.1016/j.disc.2019.111610.
- [9] Pál Turán. “On an extremal problem in Graph Theory”. *Matematikai és Fizikai Lapok* 48 (Nov. 1940), pp. 436–452.
- [10] Alexander Aleksandrovich Zykov. “On some properties of linear complexes”. *Matematicheskii Sbornik* 66.2 (1949), pp. 163–188.

This figure "S35L.png" is available in "png" format from:

<http://arxiv.org/ps/2110.10515v2>