

UPPRESSO: Untraceable and Unlinkable Privacy-PREserving Single Sign-On Services

Chengqian Guo^{1,2,4}, Jingqiang Lin³, Quanwei Cai^{1,2,4}, Wei Wang^{1,2,4}, Fengjun Li⁵,
Qiongxiao Wang^{1,2,4}, Jiwu Jing⁴, Bin Zhao⁶

1 State Key Laboratory of Information Security, Institute of Information Engineering, CAS

2 Data Assurance and Communication Security Research Center, CAS

3 School of Cyber Security, University of Science and Technology of China

4 School of Cyber Security, University of Chinese Academy of Sciences

5 University of Kansas

6 JD.com Silicon Valley R&D Center

Abstract

Single sign-on (SSO) allows a user to maintain only the credential at the identity provider (IdP), to login to numerous RPs. However, SSO introduces extra privacy threats, compared with traditional authentication mechanisms, as (a) the IdP could track all RPs which a user is visiting, and (b) collusive RPs could learn a user's online profile by linking his identities across these RPs. This paper proposes a privacy-preserving SSO system, called UPPRESSO, to protect a user's login activities against both the curious IdP and collusive RPs. We analyze the identity dilemma between the security requirements and these privacy concerns, and convert the SSO privacy problems into an identity transformation challenge. In each login instance, an ephemeral pseudo-identity (denoted as PID_{RP}) of the RP, is firstly negotiated between the user and the RP. PID_{RP} is sent to the IdP and designated in the identity token, so the IdP is not aware of the visited RP. Meanwhile, PID_{RP} is used by the IdP to transform the permanent user identity ID_U into an ephemeral user pseudo-identity (denoted as PID_U) in the identity token. On receiving the identity token, the RP transforms PID_U into a permanent account (denoted as $Acct$) of the user, by an ephemeral trapdoor in the negotiation. Given a user, the account at each RP is unique and different from ID_U , so collusive RPs cannot link his identities across these RPs. We build the UPPRESSO prototype on top of MITREid Connect, an open-source implementation of OIDC. The extensive evaluation shows that UPPRESSO fulfills the requirements of both security and privacy and

introduces reasonable overheads.

1. Introduction

Single sign-on (SSO) protocols such as OpenID Connect (OIDC) [1], OAuth 2.0 [2] and SAML [3], [4], are widely deployed in the Internet for identity management and authentication. With the help of SSO, a user logs in to a website, referred to as the *relying party* (RP), using his identity registered at a trusted web service, known as the *identity provider* (IdP). An RP delegates user identification and authentication to the IdP, which issues an *identity token* (e.g., id token in OIDC or identity assertion in SAML) for a user to visit the RP. For example, in common OIDC systems, a user sends a login request to the target RP. Then, the RP constructs an identity-token request with its identity (denoted as ID_{RP}) and redirects this request to the IdP. After authenticating the user, the IdP issues an identity token explicitly binding the identities of both the user and the RP (i.e., ID_U and ID_{RP}), which is returned to the user and forwarded to the RP. Finally, the RP verifies the identity token to decide whether the user is allowed to login or not. So, a user keeps only one credential for the IdP, instead of several credentials for different RPs.

As the comprehensive solution of identity management and authentication, SSO services allow the IdP to provide more attributes in the tokens along with the authenticated user's identity. The attributes (e.g., age, hobby, education, and nationality) are maintained at

the IdP, and enclosed in the identity tokens after the user’s authorization [1], [2].

The wide adoption of SSO raises concerns on user privacy [5]–[8], because SSO facilitates curious parties to track a user’s login activities. To issue identity tokens, in each login instance the IdP is aware of when and to which RP a user attempts to login. As a result, an honest-but-curious IdP could track all the RPs that each user has visited over time [7], [8], called *IdP-based login tracing* in this paper. Meanwhile, the RPs learn users identities from the identity tokens. If the IdP encloses the same user identity in the tokens when the user visits different RPs [9], [10], collusive RPs could link these login instances across the RPs and learn the user’s online profile [5]. We denote this privacy risk as *RP-based identity linkage*.

Privacy-preserving SSO schemes are expected to support comprehensive identity management and authentication while protecting user privacy [5]–[8]. Therefore, they should provide the following design features: (a) *User identity at an RP*, i.e., an identity token enables an RP to uniquely identify every user, (b) *User authentication only to the IdP*, i.e., the steps of authentication between a user and the RP are eliminated, and a user only needs to hold the secret credential to authenticate himself to the IdP, and (c) *Provision of IdP-confirmed user attributes*, i.e., a user maintains his attributes at the trusted IdP and RP-requested attributes are provided after authorized by the user. Meanwhile, the privacy threats from different types of adversaries are considered: (a) *honest-but-curious IdP*, (b) *collusive RPs*, and (c) *honest-but-curious IdP colluding with some RPs*. In Section 2.2, we overview the existing privacy-preserving SSO solutions and identity federation.

We conceptualize the privacy requirements of SSO into an *identity transformation* problem and propose an Untraceable and Unlinkable Privacy-PREserving Single Sign-On (UPPRESSO) protocol to protect user privacy. In particular, we design three identity-transformation functions for the SSO login flow. In each login instance, the RP transforms its ID_{RP} to an ephemeral PID_{RP} for the requesting user and sends it to the IdP, who then transforms ID_U to an ephemeral PID_U accordingly. Hence, the identity token binds ephemeral IDs instead of the permanent ones. Finally, after receiving an identity token with the matching PID_{RP} , the RP transforms PID_U into a user “account”, which remains identical across multiple login instances. Meanwhile, a user’s accounts at different RPs are different and unrelated.

Unlike existing privacy-preserving SSO solutions [6]–[8] that prevent only one of the two privacy threats, UPPRESSO can eliminate both of them. It prevents *IdP-based login tracing* by hiding the RP’s permanent identity from the IdP during the login process and *RP-based identity linkage* by constructing unique yet consistent user accounts at each RP. The identity transformations work compatibly with the login flows of widely-adopted SSO protocols [1]–[3], [6] so that UPPRESSO supports all desired security features of SSO. We summarize our contributions as follows.

- We formalize the SSO privacy problems as an identity-transformation challenge and propose a solution to protect users’ login activities; that is, solve this challenge by designing identity-transformation functions.
- The UPPRESSO protocol is presented based on identity transformations with several designs specific for web applications. We prove that UPPRESSO satisfies all the security and privacy requirements of the SSO services.
- We build a prototype system for web applications on top of an open-source OIDC implementation. With experimental performance evaluations, we show that UPPRESSO introduces reasonably small overheads.

The remainder is organized as below. Section 2 presents the background and related works. The identity dilemma of privacy-preserving SSO is analyzed in Section 3, and Section 4 presents the designs of UPPRESSO. Security and privacy are analyzed in Section 5. We explain the prototype implementation and experimental evaluations in Section 6, and discuss extended issues in Section 7. Section 8 concludes this work.

2. Background and Related Works

We introduce typical SSO login flows and discuss existing privacy-preserving solutions and other related works.

2.1. OpenID Connect and SSO Services

OIDC is one of the most popular SSO protocols. Users and RPs initially register at the IdP with their identities and other necessary information such as user credentials and RP endpoints (i.e., the URLs to receive identity tokens). It supports three types of login flows,

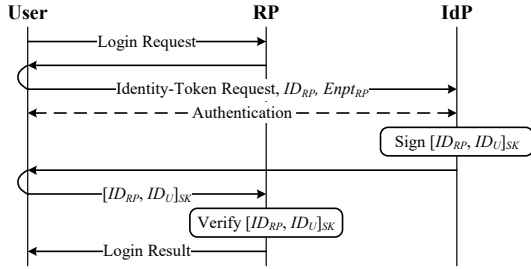


Figure 1: The implicit SSO login flow of OIDC.

i.e. implicit flow, authorization code flow, and hybrid flow (a mix-up of the other two). While they work with different steps to request and receive identity tokens, they share the common security requirements for the identity tokens. Next, we focus on the implicit flow to present our designs. In Section 7, we will discuss the support to the authorization code flows.

As shown in Figure 1, when a user initiates a login request to an RP, the RP constructs an identity-token request with its own identity and the scope of the requested user attributes. This request is redirected to the IdP. After authenticating the user, the IdP issues an identity token that will be forwarded by the user to the RP’s endpoint. The token contains user identity (or pseudo-identity), RP identity, a validity period, the requested user attributes, etc. Finally, the RP verifies the received identity token and allows the user to login as the enclosed (pseudo-)identity. The user’s operations including redirection, authorization, and forwarding are implemented in a software called user agent (e.g., a browser).

Three design features are expected in SSO services, which are supported by popular SSO systems [1]–[4], [6].

User identification at an RP. The RP is expected to recognize each user (by a unique identifier or account) and provide customized services across multiple logins.

User authentication *only* to the IdP. A “pure” SSO protocol [1]–[3] does not include the authentication steps. The authentication between a user and the IdP is conducted independently and the RPs only need to verify the tokens issued by the IdP. This design has several advantages. First, the IdP could authenticate users by any appropriate means (e.g., password, one-time password, and multi-factor authentication). Meanwhile, the user only needs to maintain his credential

at the IdP. If it is lost or leaked, the user only renews it at the IdP. However, if a user proves some non-ephemeral secret to RPs, which is valid across multiple login instances (i.e., authentication steps are actually involved), he has to notify each RP when it is lost or leaked.

IdP-confirmed selective attribute provision. The IdP usually provides user attributes in the authentication tokens [1]–[3], in addition to user (pseudo-)identities. These attributes are maintained by users at the IdP. Before enclosing attributes in a token, the IdP obtains the user’s authorization or provide only the attributes pre-selected by the user. So, no distinctive attributes such as telephone number and email address are enclosed in the identity tokens of privacy-preserving SSO systems.

2.2. Privacy-Preserving SSO and Identity Federation

We summarize prior privacy-preserving solutions for SSO and identity federation in Table 1. Widely-adopted SSO protocols [1]–[4] allow a user to log in to an RP without holding any permanent secret verified by the RP or maintaining an account at the RP. While preserving this feature, existing privacy-preserving SSO approaches [6]–[8] prevent either IdP-based login tracing or the RP-based identity linkage, while UPPRESSO prevents both threats.

Identity federation enables a user registered at the IdP to be accepted by other parties, with different accounts sometimes, but more user operations are involved than those of SSO. Privacy-preserving identity federation [12]–[16] protects privacy against even collusive attacks by the IdP and the RPs, but requires a user to (a) hold long-term secrets verified by RPs, in addition to the authentication credentials for the IdP, and (b) manage the accounts at different RPs by himself. That is, there are actually some authentication steps between the user and RPs (or called asynchronous authentication [13]).

Pairwise pseudonymous identifiers (PPIDs) are recommended [6] and specified in SSO protocols [1], [4] to protect user privacy against curious RPs. When issuing an identity token, the IdP encloses a user PPID (but not the identity at the IdP). Given a user, the IdP assigns a unique PPID based on the target RP. So, collusive RPs cannot link the users. However, PPIDs cannot prevent IdP-based login tracing because the IdP needs the RP’s identity to issue tokens.

Several solutions prevent IdP-based login tracing but are vulnerable to RP-based identity linkage. In

Table 1: Privacy-Preserving Solutions of SSO and Identity Federation.

Solution	SSO Feature - supported ●, unsupported ○, or partially ◐			Privacy Threat - prevented ● or not ○		
	User Identity at an RP	User Authentication Only to the IdP	IdP-Confirmed Selective Attribute Provision	IdP-based Login Tracing	RP-based Identity Linkage	Collusive Attack by the IdP and RPs
OIDC with PPID [6]	●	●	●	○	●	-
BrowserID [7]	●	◐ ¹	○	●	○	-
SPRESSO [8]	●	●	○ ²	●	○	-
PRIMA [11]	●	○	●	●	○	-
PseudoID [12]	●	○	○ ³	●	●	●
EL PASSO [13]	●	○	●	●	●	●
UnlimitID [14]	●	○	●	●	●	●
Opaak [15]	◐ ⁴	○	○	●	●	●
Fabric Idemix [16]	○ ⁵	○	●	●	●	●
U-Prove [17]	●	○	◐ ⁶	●	●	●
UPPRESSO	●	●	●	●	●	○

1. A BrowserID user generates an *ephemeral* private key to sign every “subsidiary” token, which is verified by the RP.
2. SPRESSO can be extended to provide user attributes in then tokens, while the prototype does not support it.
3. Blindly-signed user attributes can be selectively provided using zero-knowledge proofs, but not implemented in the prototype [12].
4. Opaak supports exclusive pseudonym options: (a) linkable within an RP but unlinkable across multiple RPs and (b) unlinkability for any two actions.
5. In the original design of Idemix [18], every user logs in to an RP with a unique account.
6. A U-Prove token may contain some attributes *invisible* to the IdP, in addition the ones confirmed by the IdP.

BrowserID [7] (formerly known as Firefox Accounts [10] and Mozilla Persona [19]), the IdP issues a special token (called user certificate) to bind a user identity to an *ephemeral* public key. With the corresponding private key, the user signs a “subsidiary” token (called identity assertion) to bind the target RP’s identity and sends both tokens to the RP. The PRIMA IdP signs a credential binding a verification key and a set of user attributes [11], where the key is considered the user identity. The user selectively provides IdP-confirmed attributes to an RP using his signing key [20]. In SPRESSO [8], an RP creates a verifiable one-time pseudo-identity for itself in each login instance, which is enclosed in the identity token generated by the IdP. In these schemes [7], [8], [11], collusive RPs could link a user based on his unique identity in the tokens (or credentials).

PseudoID [12] introduces an independent token service in addition to the IdP to *blindly* sign an access token binding a pseudonym and a user secret. The user unblinds this token and the IdP will assert it, which allows the user to login to an RP using his secret. Two kinds of privacy threats are prevented, because (a) the RP’s identity is not enclosed in the access token and (b) the user encloses different pseudonyms when visiting RPs. Collusive attacks by the IdP and RPs are also prevented, for they cannot link two blindly-signed tokens.

In EL PASSO [13], after authenticating a user,

the IdP signs an anonymous credential [21] binding a secret, both of which are kept on the user’s device. When attempting to login to an RP, the user proves that he is the owner of this credential without exposing the secret, and discloses selective attributes in the credential. Although one credential is proved to multiple RPs, user-maintained pseudonyms and anonymous credentials prevent the RPs, even when collusive with the IdP, from linking the users across the RPs. UnlimitID [14] presents similar designs based on anonymous credentials [21], to prevent collusive attacks by the IdP and RPs. NEXTLEAP [22] adopts UnlimitID for anonymous secure messaging.

Anonymous credentials [21], [23] are utilized in flexible ways. Opaak [15] keeps IdP-signed anonymous credentials in mobile phones as pseudonym tokens, which bind a user’s secret key. The Idemix anonymous credential system [18] is integrated in Hyperledger Fabric [16] to implement completely-unlinkable pseudonyms and IdP-confirmed selective attribute disclosure. After a user retrieves a U-Prove token [17], [24] from the IdP, it enables the user to authenticate himself and selectively disclose attributes to an RP.

2.3. Other Related Works

Anonymous SSO. Anonymous SSO schemes allow authenticated users to access a service protected by

the IdP, without revealing their identities. Anonymous SSO was proposed for the global system for mobile (GSM) communications [25], and formalized [26]. Privacy-preserving primitives, such as group signature, zero-knowledge proof, Chebyshev Chaotic Maps and proxy re-verification, were adopted to design anonymous SSO [26]–[29]. Anonymous SSO schemes work for some applications, but are unapplicable to most systems that require user identification for customized services.

Privacy-preserving tokens/credentials. In addition to login, tokens (or credentials) authorize a user to conduct operations in privacy-preserving ways. ZKclaims [30] allow users to prove statements on the credentials issued by a trusted party using zero-knowledge proofs, but the credential contents are not revealed. Privacy-Pass [31] allows a user to receive a great amount of anonymous tokens. These tokens are used to access resources on content delivery networks, so the user does not interact with challenges such as CAPTCHAs. Crypto-Book [32] coordinates key servers to generate a ring-signature private key, and a user picks up his private key through a list of Email addresses (i.e., an anonymity set). Then, the key pair works as an untraceable pseudonym to sign messages. Two-party threshold-cryptography schemes are implemented with a central server, to improve the security of user private keys [33], [34]: to sign or decrypt a message, the user needs a token from the server. Tandem [35] decouples the obtaining and using of such tokens, to preserve the privacy of key usage.

SSO protocol analysis. Fett et al. [36], [37] formally analyzed OAuth 2.0 and OIDC using an expressive Dolev-Yao style model [38], and presented the attacks of 307 redirection and IdP mix-up. SAML-based SSO is also analyzed [39], and the RP identity is found not to be correctly bound in the identity tokens of a variant designed by Google.

Implementation vulnerabilities of SSO protocols. Vulnerabilities were found in SSO implementations for web applications, resulting in attacks of impersonation and identity injection by breaking confidentiality [40]–[44], integrity [40], [44]–[48] or RP designation [44], [46]–[49] of identity tokens. Integrity of identity tokens was not ensured in SSO systems [40], [45]–[48] due to software flaws such as XML signature wrapping [45], incomplete verification by RPs [40], [46], [48], and IdP spoofing [47], [48]. RP designation is broken due to incorrect binding at the IdP [46], [49] and insufficient verification by RPs [47]–[49].

Automatic tools such as SSOScan [50], OAuthTester [51] and S3KVetter [49], detect the violations of confidentiality, integrity, or RP designation of SSO identity tokens. Wang et al. [52] detect the vulnerable applications built with authentication/authorization SDKs, due to the implicit assumptions of these SDKs. Navas et al. [53] discussed the possible attack patterns of the specification and implementations of OIDC.

In mobile systems, the IdP App, IdP-provided SDKs or browsers are responsible for forwarding identity tokens, but none of them ensures the identity tokens are sent to the designated RP only [54], [55]. The SSO protocols are modified for mobile Apps, but the modifications are not well understood by developers [54], [56]. Vulnerabilities were disclosed in Android Apps, to break confidentiality [54]–[57], integrity [54], [56], and RP designation [54], [57] of identity tokens. A flaw was found in Google Apps [42], allowing a malicious RP to hijack a user’s authentication attempt and inject a payload to steal the cookie (or identity token) for another RP.

If a user is compromised, the attackers will control his accounts at all RPs. Single sign-off [58] helps the victim to revoke all his tokens accepted and logout from the RPs.

3. The Identity-Transformation Framework

This section investigates the security requirements of privacy-preserving SSO, and explains the identity dilemma. Then, we present the identity-transformation framework.

3.1 Security Requirements of SSO

The primary goal of non-anonymous SSO services is to ensure that a *legitimate* user is able to login to an *honest* RP as his permanent identity at this RP, by presenting the *identity tokens* issued by the *honest* IdP.

To achieve this goal, an identity token generated by the IdP specifies (a) the RP to which the user requests to login (i.e., *RP designation*) and (b) the user who is authenticated by the IdP (i.e., *user identification*). Therefore, an honest RP compares the designated RP identity (or pseudo-identity) in identity tokens with its own before accepting the tokens; otherwise, a malicious RP could replay a received identity token to the honest RP and login as the victim user. The RP

Table 2: The (pseudo-)identities in privacy-preserving SSO.

Notation	Description	Lifecycle
ID_U	The user's unique identity at the IdP.	Permanent
ID_{RP_j}	The j -th RP's unique identity at the IdP.	Permanent
$PID_{U,j}^i$	The user's pseudo-identity, in the user's i -th login instance to the j -th RP.	Ephemeral
$PID_{RP_j}^i$	The j -th RP's pseudo-identity, in the user's i -th login instance to this RP.	Ephemeral
$Acct_j$	The user's identity (or account) at the j -th RP.	Permanent

allows the token holder to login as the user (pseudo-)identity specified in the accepted tokens.

The SSO login flow implies *confidentiality* and *integrity* of identity tokens. An identity token shall be forwarded by the authenticated user to the target RP only, not leaked to any other parties; otherwise, an adversary who presents the token, would successfully login to this honest RP. Integrity is also necessary to prevent adversaries from tampering with an identity token. So identity tokens are signed by the IdP and usually transmitted over HTTPS [1]–[3].

These four security requirements (i.e., RP designation, user identification, confidentiality, and integrity) of SSO identity tokens have been discussed [36], [37], [39], and vulnerabilities breaking any of these properties result in effective attacks [40]–[51], [54]–[57], [59], [60].

3.2. The Identity Dilemma of Privacy-Preserving SSO

We aim to design a privacy-preserving SSO system with the four security properties as above, while preventing the privacy threats due to the IdP-based login tracing and the RP-based identity linkage. However, to satisfy the requirements of security and privacy at the same time, poses a dilemma in the generation of identity tokens. Table 2 lists the notations in the following explanation, and the subscript j and/or the superscript i may be omitted, when there is no ambiguity.

An identity token contains the (pseudo-)identities of the authenticated user and the target RP. Since the IdP authenticates users and always knows the user's identity (i.e., ID_U), to prevent the IdP-based login tracing, we shall not reveal the target RP's permanent identity (i.e., ID_{RP}) to the IdP. So an *ephemeral* pseudo-identity for the RP (i.e., PID_{RP}) shall be

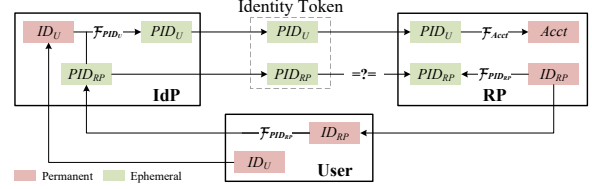


Figure 2: Identity transformations in privacy-preserving SSO.

used in the identity-token request: (a) to ensure RP designation, PID_{RP} shall be uniquely associated with the target RP; and (b) the IdP cannot derive any information about ID_{RP} from any PID_{RP}^i , which implies PID_{RP}^i in multiple login instances shall be independent of each other.¹

To prevent the RP-based identity linkage, the IdP shall not enclose ID_U in identity tokens. A user pseudo-identity (i.e., PID_U) shall be bound instead: (a) the RP cannot derive any information about ID_U from any $PID_{U,j}^i$, which implies $PID_{U,j}^i$ for different RPs shall be independent of each other; (b) in multiple login instances to the RP, PID_U^i shall be independent of each other and generated *ephemerally*, to prevent the IdP-based login tracing;² and (c) to ensure user identification, an *ephemeral* PID_U^i in each login instance shall enable the RP to correlate it with the *permanent* account (i.e., $Acct$) at this RP.

Give a user, (a) any identity token contains only pseudo-identities, i.e., $PID_{U,j}^i$ and $PID_{RP_j}^i$, which are independent of each other for different RPs and in multiple login instances, respectively, and (b) these two *ephemeral* pseudo-identities enable the target RP to derive a *permanent* account, i.e., $Acct_j$.

The relationships among the (pseudo-)identities in identity tokens is illustrated in Figure 2. The red and green blocks represent permanent identities and ephemeral pseudo-identities, respectively. The arrows denote the transformations of (pseudo-)identities. It describes the *identity dilemma* of privacy-preserving SSO as below:

Given an authenticated user and an unknown RP (i.e., permanent ID_U and ephemeral PID_{RP}), the IdP is expected to generate an ephemeral pseudo-identity (i.e., PID_U) which will be correlated with the

1. While the target RP is kept unknown to the IdP, the IdP shall not link multiple login instances to visit this RP.
2. If PID_U^i is not completely independent of each other, it implies the IdP could link multiple login instances to visit this RP.

user's permanent identity at this RP (i.e., $Acct$), while knowing nothing about the RP's identity or the user's account at this RP (i.e., ID_{RP} or $Acct$).

We explicitly distinguishes a user's identity at the RP, i.e., the account, from (a) the user's identity at the IdP and (b) the user's pseudo-identity in identity tokens.

3.3.Identity Transformation

The privacy protection of SSO is converted into a challenge to design *identity-transformation functions* as below.

- $\mathcal{F}_{PID_{RP}}(ID_{RP}) = PID_{RP}$, calculated by the user and the RP. From the IdP's view, $\mathcal{F}_{PID_{RP}}()$ is a one-way function and the calculated PID_{RP} appears a random variable.
- $\mathcal{F}_{PID_U}(ID_U, PID_{RP}) = PID_U$, calculated by the IdP. From the RP's view, $\mathcal{F}_{PID_U}()$ is a one-way function and the calculated PID_U appears a random variable.
- $\mathcal{F}_{Acct}(PID_U, PID_{RP}) = Acct$, calculated by the RP. Given ID_U and ID_{RP} , $Acct$ keeps permanent and unique to other accounts at this RP; i.e., in the user's any i -th and i' -th ($i \neq i'$) login instances to the RP, $\mathcal{F}_{Acct}(PID_U^i, PID_{RP}^i) = \mathcal{F}_{Acct}(PID_U^{i'}, PID_{RP}^{i'})$.

In an SSO login flow with identity transformations, a user firstly negotiates an ephemeral PID_{RP} with the target RP. Then, an identity-token request with PID_{RP} is sent by the user to the IdP. After authenticating the user as ID_U , the IdP calculates an ephemeral PID_U based on ID_U and PID_{RP} , and issues an identity token binding PID_U and PID_{RP} . After verifying the designated RP pseudo-identity in the token, the RP calculates $Acct$ and allows the token holder to login as $Acct$.

4. The Designs of UPPRESSO

This section presents the threat model and assumptions. We then introduce identity-transformation functions satisfying the requirements and the detailed UPPRESSO protocols.

4.1.Threat Model

The IdP is curious-but-honest, while some users and RPs could be compromised. Malicious users and

RPs behave arbitrarily and might collude with each other, attempting to break the security and privacy guarantees for benign users.

Curious-but-honest IdP. The IdP strictly follows the protocol, while being interested in learning user privacy. For example, it might store all received messages to infer the relationship among ID_U , ID_{RP} , PID_U , and PID_{RP} to track a user's login activities. The IdP is trusted to maintain the private key for signing identity tokens and RP certificates. So, adversaries cannot forge such tokens or certificates.

We do not consider the collusion of the IdP and RPs. If the IdP could collude with some RPs, a user would finish login instances completely with collusive entities and it is rather difficult to prevent the IdP-based login tracing across these RPs while keeping all the features of SSO. Note that we aim to design schemes for a user without any non-ephemeral secret or credential verified by the RPs.

Malicious Users. We assume the adversary could control a set of users, by stealing users' credentials or registering Sybil users in the system. They want to impersonate a victim user at honest RPs, or allure the benign user to login to an honest RP under the adversary's account. A malicious user might modify, insert, drop or replay a message, or behave arbitrarily in any SSO login instances.

Malicious RPs. The adversary could control a set of RPs, by registering at the IdP as an RP or exploiting software vulnerabilities to compromise some RPs. The malicious RPs might behave arbitrarily to break the security and privacy guarantees. For example, a malicious RP might manipulate PID_{RP} in a login instance, attempting to allure honest users to return an identity token that might be accepted by some honest RP, or, attempting to affect the generation of PID_U and analyze the relationship between ID_U and PID_U .

Collusive Users and RPs. Malicious users and RPs might collude with each other. For example, a malicious RP might collude with malicious users to allure victim users to forward an identity token to him, to impersonate the victim and login to some honest RP.

4.2.Assumptions

A user never authorizes the IdP to enclose any *distinctive attributes* in identity tokens, which are identifiable information such as telephone number, Email address, etc. A user does not configure distinctive

Table 3: The notations in the UPPRESSO protocols.

Notation	Description
\mathbb{E}	An elliptic curve over a finite field \mathbb{F}_q .
G, n	A base point (or generator) of \mathbb{E} , where the order of G is a prime number n .
ID_U	$ID_U = u, 1 < u < n$; the user's unique identity at the IdP.
ID_{RP_j}	$ID_{RP} = [r]G, 1 < r < n$; the j -th RP's unique identity.
t	The user-generated random integer in a login instance, $1 < t < n$.
$PID_{RP_j}^i$	$PID_{RP} = [t]ID_{RP} = [tr]G$; the j -th RP's pseudo-identity, in the user's i -th login instance to this RP.
$PID_{U,j}^i$	$PID_U = [ID_U]PID_{RP} = [utr]G$; the user's pseudo-identity, in the user's i -th login instance to the j -th RP.
$Acct_j$	$Acct = [t^{-1} \bmod n]PID_U = [ID_U]ID_{RP} = [ur]G$; the user's account at the j -th RP.
SK, PK	The IdP's key pair, a private key and a public key, to sign and verify identity tokens and RP certificates.
$Enpt_{RP_j}$	The j -th RP's endpoint, to receive the identity tokens.
$Cert_{RP_j}$	A signed RP certificate, binding ID_{RP_j} and $Enpt_{RP_j}$.

attributes at any RP, either. Thus, the privacy leakage due to user re-identification by distinctive attributes, is out of the scope of our work.

HTTPS is adopted to secure the communications between honest entities, and the adopted cryptographic primitives are secure. The software stack of a honest entity is correctly implemented, to transmits messages to the receivers as expected.

We focus on the privacy threats introduced by the design of SSO protocols, but not network attacks such as the traffic analysis that trace a user's activities from network packets. Such attacks shall be prevented by other defenses.

4.3.Identity-Transformation Functions

We design identity-transformation functions, $\mathcal{F}_{PID_{RP}}$, \mathcal{F}_{PID_U} and \mathcal{F}_{Acct} , on an elliptic curve \mathbb{E} . Table 3 lists the notations, and the subscript j and/or the superscript i may be omitted in the case of no ambiguity.

For each user, a unique integer u is assigned by the IdP and $ID_U = u$. When an RP is registering, the IdP generates a random number r , and $ID_{RP} = [r]G$, a unique point on \mathbb{E} , is assigned to the RP. Here, $u, r \in [1, n)$, r is *unknown* to the RP, and $[r]G$ is the addition of G on the curve r times.

ID_{RP} - PID_{RP} Transformation. The user selects a random number t ($1 < t < n$) as the trapdoor and

calculates PID_{RP} .

$$PID_{RP} = \mathcal{F}_{PID_{RP}}(ID_{RP}) = [t]ID_{RP} = [tr]G \quad (1)$$

ID_U - PID_U Transformation. On receiving an identity-token request with ID_U and PID_{RP} , the IdP calculates PID_U .

$$\begin{aligned} PID_U &= \mathcal{F}_{PID_U}(ID_U, PID_{RP}) \\ &= [ID_U]PID_{RP} = [utr]G \end{aligned} \quad (2)$$

PID_U - $Acct$ Transformation. The trapdoor t is sent to the target RP, which calculates PID_{RP} to match the RP pseudo-identity in identity tokens. On verifying a token binding PID_U and PID_{RP} , it calculates $Acct$ as below.

$$\begin{aligned} Acct &= \mathcal{F}_{Acct}(PID_U, PID_{RP}) \\ &= [t^{-1} \bmod n]PID_U \end{aligned} \quad (3)$$

From Equations 1, 2 and 3, it is derived that

$$Acct = [t^{-1}utr \bmod n]G = [ur]G = [ID_U]ID_{RP}$$

The RP derives an *identical permanent account* from the identity tokens in different login instances, with the help of t . Given a user, the accounts at different RPs are inherently unique; while, given an RP, the accounts of different users are also unique. Moreover, due to the elliptic curve discrete logarithm problem (ECDLP), it is impossible for the RP to derive ID_U from either PID_U or $Acct$, and for the IdP to derive ID_{RP} from PID_{RP} . Section 5 presents the detailed proofs.

Note that r is kept unknown to RPs; otherwise, two collusive RPs with $ID_{RP_j} = [r]G$ and $ID_{RP_{j'}} = [r']G$ could check whether $[r']Acct_j = [r]Acct_{j'}$ or not, to link a user's accounts.

4.4.The Designs Specific for Web Applications

The designs specific for web applications, enable UPPRESSO to work with commercial-off-the-shelf (COTS) browsers. First of all, in UPPRESSO the IdP is not aware of the visited RP, so the user agents (or browsers) have to deal with the forwarding of identity tokens to the target RP, as well as the calculation of PID_{RP} . On the contrary, in commonly-used SSO protocols the IdP needs this information to ensure confidentiality of identity tokens. In the OIDC services, when an RP registers itself at the IdP, the `redirect_uri` parameter is set as the endpoint

URL to receive tokens [1]. Then, when the IdP wants to transmit identity tokens to an RP, it utilizes HTTP 302 redirection with this endpoint as the target URL in the HTTP response, so the user browser forwards it to the RP.

In UPPRESSO such user-agent functions are implemented by web scripts within browsers. Two scripts downloaded from the visited RP and the IdP, respectively, and each is responsible for the communications with the origin web server. Only the RP script is not enough to implement a user agent; otherwise, the script will leak its origin to the IdP web server (e.g., an identity-token request sent by the RP script will automatically carry an HTTP `referer` header that discloses the RP domain). Moreover, a script from the honest IdP ensures confidentiality of identity tokens (i.e., it is sent to only the designated RP) and interacts with the user for the authorization of user attributes, for the RP might be malicious. On receiving a request, the IdP checks that it is from the IdP script.

The RP script prepares ID_{RP} and $Enpt_{RP}$ for the IdP script, through RP certificates. An RP certificate is signed by the IdP during the RP registration, binding the RP's identity and its endpoint. In a login instance the RP will provide its certificate through the RP script, to the IdP script. The IdP script verifies the RP certificate to extract ID_{RP} and $Enpt_{RP}$. The IdP's public key is set in the IdP script, so a user does not configure anything locally, as it does in popular SSO systems.

After using the extracted ID_{RP} to calculate PID_{RP} and receiving an identity token from the IdP, the IdP script needs to ensure the RP script will forward this token to $Enpt_{RP}$ which is bound with ID_{RP} in the RP certificate. The scripts communicate with each other within the browser through the `postMessage` HTML5 API, and the receiver (i.e., the RP script) is restricted by the `postMessage` `targetOrigin` mechanism [61]. When the IdP script sends identity tokens, the receiver's origin is set as a parameter, e.g., `window.opener.postMessage(tkn, 'https://RP.com')`, so only a script from this `targetOrigin` is a legal receiver. The parameter consists of the protocol (i.e., `https://`), the domain (i.e., `RP.com`) and a port which may be implicit.

Finally, the browser downloads the RP script when visiting an RP, and this RP script opens a new window that downloads the IdP script. We shall prevent the referer leakage when the IdP script is downloaded. Generally, when a browser window visits another website not belonging to its opener's origin, the

HTTP request to this website automatically carries the `referer` header (i.e., the opener's origin). This HTTP header leaks the visited RP's domain to the IdP. Fortunately, in UPPRESSO this newly-opened window is a redirection from the RP to the IdP, but not a direct visit by the browser (Figure 3, Steps 1.2-1.3). This leakage is prevented by setting the header `referrer-policy=no-referrer` in the HTTP response from the RP, when it is redirected to the IdP. Then the HTTP request to download the IdP script carries no `referer` header. This setting is specified by W3C [62] and widely supported. We tested it in browsers including Chrome, Safari, Edge, Opera and Firefox, and confirmed no referer leakage.

4.5. The UPPRESSO Protocols

System Initialization. The IdP generates a key pair (SK, PK) to sign/verify identity tokens and RP certificates. The IdP keeps SK secret, and PK is publicly known.

RP Initial Registration. Each RP registers itself at the IdP to obtain ID_{RP} and its RP certificate $Cert_{RP}$ as follows:

- 1) An RP sends a registration request, including the endpoint to receive identity tokens and other information.
- 2) The IdP randomly generates $r \in [1, n)$, until $ID_{RP} = [r]G$ is unique. It signs $Cert_{RP} = [ID_{RP}, Enpt_{RP}, *]_{SK}$, where $[\cdot]_{SK}$ is a message signed using SK and $*$ is supplementary information such as the RP's common name.
- 3) The RP verifies $Cert_{RP}$ using PK , and accepts ID_{RP} and $Cert_{RP}$ if they are valid.

User Registration. Each user registers once at the IdP to set up a unique identity ID_U and the corresponding credential.

SSO Login. A login instance consists of four steps, namely script downloading, RP identity transformation, identity-token generation, and $Acct$ calculation, as shown in Figure 3. In this figure, the operations by the IdP are linked by a vertical line, so are the RP's. Two vertical lines split the user operations into two groups (i.e., in two browser windows), one of which is to communicate with the IdP, and the other with the target RP. Each solid horizontal line means some messages between the user and the IdP (or the RP), and each dotted line means a `postMessage` invocation

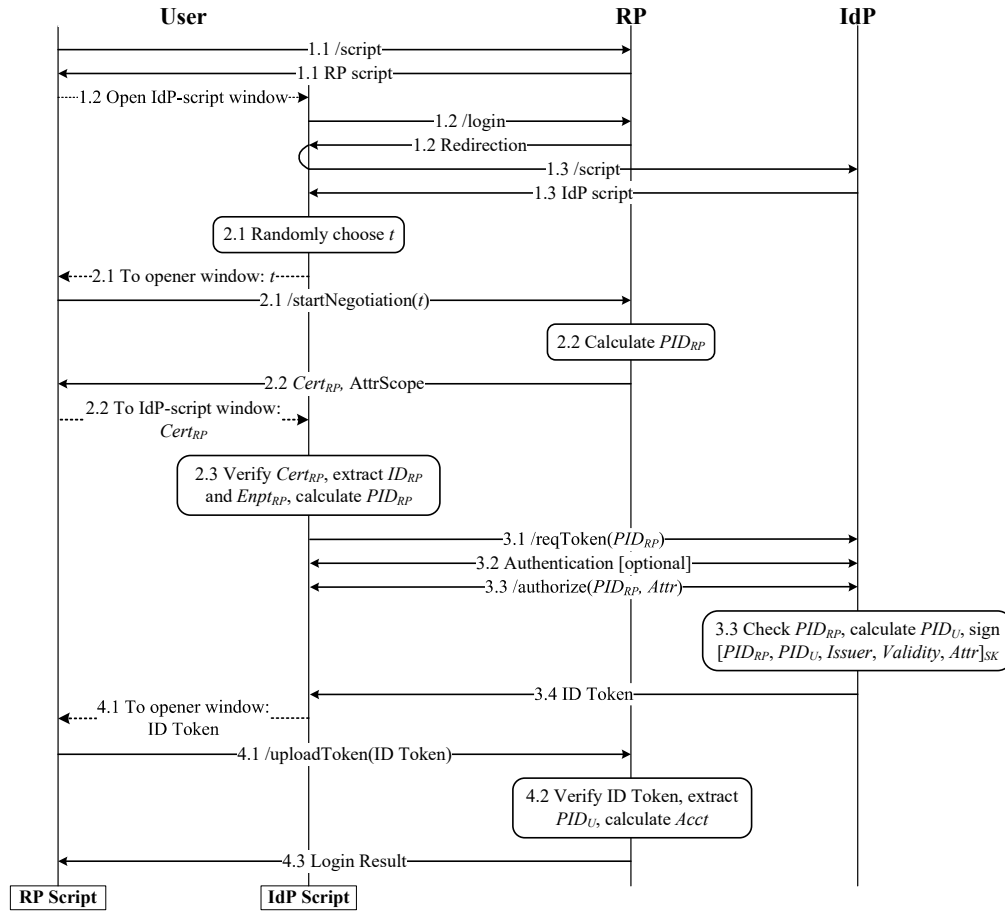


Figure 3: The SSO login flow of UPPRESSO.

between two scripts (or browser windows) within the user browser.

1. *Script Downloading.* The browser downloads the scripts from the visited RP and the IdP.

- 1.1 When attempting to visit any protected resources at the RP, the user downloads the RP script.
- 1.2 The RP script opens a window in the browser to visit the login path at the RP, which is then *redirected* to the IdP.
- 1.3 The redirection to the IdP downloads the IdP script.

2. *RP Identity Transformation.* The user and the RP negotiate $PID_{RP} = [t]ID_{RP}$.

2.1 The IdP script chooses a random number t in \mathbb{Z}_n and sends it to the RP script through `postMessage`. The RP script sends t to the RP.

2.2 On receiving t , the RP verifies $1 < t < n$ and calculates PID_{RP} . The RP replies with $Cert_{RP}$, which is then transmitted from the RP script to the IdP script, as well as the scope of requested user attributes.

2.3 The IdP script verifies $Cert_{RP}$, extracts ID_{RP} and $Enpt_{RP}$ from $Cert_{RP}$ and calculates $PID_{RP} = [t]ID_{RP}$.

3. *Identity-Token Generation.* The IdP calculates $PID_U = [ID_U]PID_{RP}$ and signs the identity token.

3.1 The IdP script requests an identity token for

PID_{RP} and the user attributes.

- 3.2 The IdP authenticates the user if he has not been authenticated yet.
- 3.3 After obtaining the user's authorization to enclose the requested attributes, the IdP checks whether the received PID_{RP} is valid, and calculates $PID_U = [ID_U]PID_{RP}$ for the authenticated user. The IdP then signs an identity token $[PID_{RP}, PID_U, Issuer, Validity, Attr]_{SK}$, where *Issuer* is the IdP's identity, *Validity* indicates the validity period, and *Attr* contains the requested attributes.
- 3.4 The IdP replies with the identity token.

4. *Acct Calculation.* The RP receives the identity token and allows the user to login.

- 4.1 The IdP script forwards the identity token to the RP script, which then sends it to the RP through $Enpt_{RP}$.
- 4.2 The RP verifies the identity token, including the IdP's signature and its validity period. It also verifies PID_{RP} in the token matches the one negotiated in Step 2.2. Then, the RP extracts PID_U and calculates $Acct = [t^{-1}]PID_U$.
- 4.3 The RP allows the user to login as *Acct*.

If any verification or check fails, this flow will be halted immediately. For example, the user halts the flow on an invalid $Cert_{RP}$. The IdP rejects a request, if the received PID_{RP} is not on the elliptic curve \mathbb{E} . Or, the RP rejects an identity token when PID_{RP} in it does not match the negotiated one.

4.6. Compatibility with OIDC

Among the four steps of the login flow in UPPRESSO, the script downloading prepares the user agent before other steps. The user agent of SSO is responsible for the communications between the IdP and the RP, which are implemented by browser redirections in OIDC. On the other hand, in UPPRESSO the scripts hide $Enpt_{RP}$ from the IdP, and forward the identity token to $Enpt_{RP}$ extracted from the RP certificate. So the IdP does not set `redirect_uri` in the HTTP response.

Most operations of RP identity transformation are conducted within browsers, while the RP only receives

t to calculate PID_{RP} and responds with $Cert_{RP}$. The calculation of PID_{RP} is viewed as an operation to prepare the RP identity in OIDC, and the *static* $Cert_{RP}$ is a supplementary message to users.

The operations of identity-token generation and *Acct* calculation, are actually identical to those of OIDC, because (a) the calculation of PID_U is viewed as a method to generate PPIDs and (b) the calculation of *Acct* is viewed as a mapping from the user identity in tokens to a local account at the RP.

Finally, this compatibility is experimentally confirmed by our prototype implementation: only 20 lines of Java code in MITREid Connect [63], an open-source OIDC system, are modified to build the IdP of UPPRESSO (see Section 6.1).

5. The Analysis of Security and Privacy

5.1 Security

UPPRESSO satisfies the security requirements of identity tokens in SSO services, as discussed in Section 3.1.

- **RP Designation** The RP (pseudo-)identity bound in the identity token identifies the target RP, and only this RP.
- **User Identification** The user (pseudo-)identity bound in the identity token identifies the authenticated user, and only this user.
- **Confidentiality** An identity token is accessible to only the authenticated user and the target RP, in addition to the IdP.
- **Integrity** An honest RP accepts only identity tokens binding its (pseudo-)identity and the authenticated user's (pseudo-)identity.

RP Designation. The identity token binds PID_{RP} identifying the target RP, because t is sent to the target RP with ID_{RP} and $PID_{RP} = [t]ID_{RP}$.

Next, based on the ECDLP we prove that, for an adversary, the probability of finding t and t' satisfying $[t]ID_{RP_j} = [t']ID_{RP_{j'}}$ is negligible, where RP_j and $RP_{j'}$ are any two RPs in the finite set of RPs (i.e., $ID_{RP_j} = [r_j]G$ and $ID_{RP_{j'}} = [r_{j'}]G$, while r_j and $r_{j'}$ are kept secret to adversaries). The negligible probability means the token designates *only* the target RP.

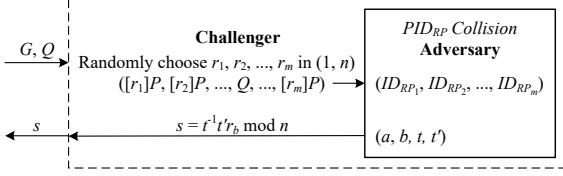


Figure 4: The algorithm based on the PID_{RP} collision, to solve the ECDLP.

Let \mathbb{E} be an elliptic curve, G be a point on \mathbb{E} of order n , and $Q = [x]G$ where x is a random integer in \mathbb{Z}_n . Given G and Q , the probability that a probabilistic polynomial time (PPT) algorithm calculates x (i.e., solve the ECDLP) is negligible. For any PPT algorithm \mathcal{D} , we define

$$\Pr\{\mathcal{D}(G, [x]G) = x\} = \epsilon_c(k)$$

Here, $\Pr\{\}$ denotes the probability. So $\epsilon_c(k)$ becomes negligible with the increasing security parameter k .

Assume a game \mathcal{G}_c between an adversary and a challenger, to describe this PID_{RP} collision attack: the adversary receives a finite set of RP identities from the challenger, denoted as $(ID_{RP_1}, ID_{RP_2}, \dots, ID_{RP_m})$ where m is the amount of RPs in the system, and then outputs (a, b, t, t') . If $[t]ID_{RP_a} = [t']ID_{RP_b}$, the adversary succeeds in this game. Note that m is a finite integer, and $m \ll 2^k$ as k increases. We define the probability that the adversary succeeds in this game as \Pr_s .

Then, Figure 4 shows a PPT algorithm \mathcal{D}_c^* based on this game, to solve the ECDLP. The input of \mathcal{D}_c^* is in the form of (G, Q) . On receiving an input, the challenger of \mathcal{G}_c randomly chooses r_1, r_2, \dots, r_m in \mathbb{Z}_n , calculates $[r_1]G, [r_2]G, \dots, [r_m]G$, and randomly replaces some $[r_j]G$ with Q . Then, these m RP identities are sent to the adversary, which returns the result (a, b, t, t') . Finally, the challenger calculates $s = t^{-1}t'r_b \bmod n$ and returns s as the output of \mathcal{D}_c^* .

If $[r_a]G$ happens to be replaced with Q and the adversary succeeds, we find $Q = [s]G$ and then $s = x$ because $[tr_a]G = [t]Q = [t'r_b]G$. As $[r_j]G$ is randomly replaced by the challenger, Q and other RP identities in the input set are indistinguishable to the adversary. Thus,

$$\begin{aligned} \Pr\{\mathcal{D}_c^*(G, [x]G) = x\} &= \Pr\{s = x\} \\ &= \Pr\{a = j\}\Pr_s = \frac{1}{m}\Pr_s \end{aligned}$$

If the adversary is able to find t and t' satisfying that $[t]ID_{RP_j} = [t']ID_{RP_{j'}}$, it will have non-negligible advantages in \mathcal{G}_c and \Pr_s becomes non-negligible as k increases. Because $m \ll 2^k$, $\Pr\{\mathcal{D}_c^*(G, [x]G) = x\} = \frac{1}{m}\Pr_s$ also becomes non-negligible with the increasing k . This definitely violates the ECDLP. Thus, the probability of finding t and t' satisfying that $[t]ID_{RP_j} = [t']ID_{RP_{j'}}$ in UPPRESSO is negligible, and then the adversary cannot break RP designation.

User Identification. Given a user, an honest RP with ID_{RP} always deterministically derives an identical account from different identity tokens binding PID_U and PID_{RP} . That is, in the user's any i -th and i' -th ($i \neq i'$) login instances to the RP, $\mathcal{F}_{Acct}(PID_U^i, PID_{RP}^i) = \mathcal{F}_{Acct}(PID_U^{i'}, PID_{RP}^{i'}) = [ID_U]ID_{RP}$.

In the calculation of $Acct = [t^{-1}]PID_U = [t^{-1}][u]PID_{RP}$, PID_U is calculated by the honest IdP based on (a) the authenticated user, i.e., $ID_U = u$, and (b) the received PID_{RP} , while this PID_{RP} is generated by the target RP based on ID_{RP} and t . Thus, the calculated account is always exactly the authenticated user's account at the RP (i.e., $[ID_U]ID_{RP}$).

Confidentiality. No event leaks an identity token to any malicious entity other than the authenticated user and the designated RP. First of all, the communications among the IdP, RPs and users, are protected by HTTPS, and the `postMessage` HTML5 API ensures the dedicated channels between two scripts within the browser, so adversaries cannot eavesdrop the identity tokens. Further, the IdP sends the identity token only to the authenticated user (i.e., the IdP script). The IdP script forwards the token to the RP script only if it is downloaded from the same origin as $Enpt_{RP}$, and the binding of $Enpt_{RP}$ and ID_{RP} is ensured by the signed RP certificate. So only the RP that holds $Enpt_{RP}$ and ID_{RP} , receives this token.

Integrity. The identity token binds $Acct$ and ID_{RP} implicitly, and any breaking results in some failed check or verification in the login flow. The identity token binding PID_U and PID_{RP} is signed by the IdP. According to the proof of RP designation, there is no $t' \neq t$ but satisfying that $PID_{RP} = [t]ID_{RP_j} = [t']ID_{RP_{j'}}$. That is, the identity token explicitly binding PID_U and PID_{RP} , matches *only* one ID_{RP} and then also *only* one $Acct = [t^{-1}]PID_U$. Thus, $Acct$ and ID_{RP} are actually bound by the IdP's signatures, due to the one-to-one mapping between (a) the pair of $Acct$ and ID_{RP} and (b) the triad of PID_U , PID_{RP} , and t .

Finally, we formally analyze the security properties of UPPRESSO, based on a Dolev-Yao style model [8]. The model abstracts the entities in a web system, such as web servers and browsers, as atomic processes. It also defines script processes to formulate client-side scripts, i.e., JavaScript code.

The UPPRESSO system contains atomic processes as follows: an IdP process, a finite set of web servers for honest RPs, a finite set of honest browsers, and a finite set of attacker processes. These processes communicate with each other through events such as HTTPS request and response. We consider all RP and browser processes are honest, while model an RP or a browser controlled by an adversary as attacker processes. Within an honest browser, honest IdP scripts, honest RP scripts and also attacker scripts are invoked. Script processes communicate with each other through `postMessage`, modelled as transmitted-to-itself events of the browser.

After formulating UPPRESSO by the Dolev-Yao style model, we trace the whole lifecycle of an identity token, starting when it is generated and ending when accepted by the RP, to ensure the token is not leaked to attackers or tampered with by any adversary. We locate the generation of an identity token, and trace to all places where PID_U , PID_{RP} and other parameters in the token are calculated and transmitted, to ensure no adversary retrieves or manipulates them.

5.2 Privacy

UPPRESSO effectively prevents the threats of IdP-based login tracing and RP-based identity linkage.

IdP-based Login Tracing. The information accessible to the IdP and derived from the RP's identity, is only PID_{RP} , where $PID_{RP} = [t]ID_{RP}$ is calculated by the user. Because (a) t is a random number from \mathbb{Z}_n and kept secret to the IdP and (b) $ID_{RP} = [r]G$ and G is the base point (or generator) of \mathbb{E} , the IdP has to view PID_{RP} as randomly and independently chosen from \mathbb{E} , and cannot distinguish $[t]ID_{RP_j} = [tr]G$ from any $[t']ID_{RP_j'} = [t'r']G$. So, the IdP cannot infer the RP's identity or link any pair of PID_{RP}^i and PID_{RP}^j , and the IdP-based login tracing is impossible.

RP-based Identity Linkage. We prove UPPRESSO prevents the RP-based identity linkage, based on the elliptic curve decision Diffie-Hellman (ECDDH) assumption. Let \mathbb{E} be an elliptic curve, and G be a point on \mathbb{E} of order n . For any PPT algorithm \mathcal{D} , the

probability of distinguishing $([x]G, [y]G, [xy]G)$ and $([x]G, [y]G, [z]G)$ is negligible, where x, y and z are integers randomly and independently chosen from \mathbb{Z}_n . Let $\Pr\{\}$ denote the probability and we define

$$\begin{aligned} \Pr_1 &= \Pr\{\mathcal{D}(G, [x]G, [y]G, [xy]G) = 1\} \\ \Pr_2 &= \Pr\{\mathcal{D}(G, [x]G, [y]G, [z]G) = 1\} \end{aligned}$$

Then, $\epsilon_r(k) = |\Pr_1 - \Pr_2|$ becomes negligible as k increases.

In every login instance, the RP holds ID_{RP} and $Acct$, receives t , calculates PID_{RP} , and verifies PID_{RP} and PID_U in the identity token. After filtering out the redundant information (i.e., $PID_{RP} = [t]ID_{RP}$ and $Acct = [t^{-1}]PID_U$), the RP actually receives $(ID_{RP}, t, Acct) = ([r]G, t, [ur]G)$.

The prevention against the RP-based identity linkage is proved by this proposition: when c collusive RPs collect the information of login instances by v users, they still cannot determine whether a login instance to another RP belongs to one of these v users or not. The login instances are

$$\text{expressed as } \mathcal{L} = \begin{Bmatrix} L_{1,1}, & L_{1,2}, & \dots, & L_{1,c} \\ L_{2,1}, & L_{2,2}, & \dots, & L_{2,c} \\ \dots, & \dots, & \dots, & \dots \\ L_{v,1}, & L_{v,2}, & \dots, & L_{v,c} \end{Bmatrix},$$

where $L_{i,j} = (ID_{RP_j}, t_{i,j}, [ID_{U_i}]ID_{RP_j}) = ([r_j]G, t_{i,j}, [u_i r_j]G)$. Given a login instance to another RP $L' = (ID_{RP_{c+1}}, t', [ID_{U'}]ID_{RP_{c+1}}) = ([r_{c+1}]G, t', [u' r_{c+1}]G)$, we define the RP-based identity linkage game \mathcal{G}_r : after receiving \mathcal{L} and L' from a challenger, the adversary outputs the result $s = 1$ if it determines that $u' \in \{u_1, u_2, \dots, u_v\}$, or $s = 0$ otherwise.

We define the adversary's advantage in \mathcal{G}_r as Adv_A . Then,

$$\begin{aligned} \Pr'_1 &= \Pr\{\mathcal{G}_r(\mathcal{L}, L' | ID_{U'} \in \{ID_{U_1}, ID_{U_2}, \dots, ID_{U_v}\}) = 1\} \\ \Pr'_2 &= \Pr\{\mathcal{G}_r(\mathcal{L}, L' | ID_{U'} \in \mathbb{Z}_n) = 1\} \\ \text{Adv}_A &= |\Pr'_1 - \Pr'_2| \end{aligned}$$

We design a PPT algorithm \mathcal{D}_r^* based on \mathcal{G}_r , shown in Figure 5, to solve the ECDDH problem. The input is in the form of $(G, Q_1 = [x]G, Q_2 = [y]G, Q_3 = [z]G)$. On receiving the input, the challenger of \mathcal{G}_r randomly chooses $\{u_1, u_2, \dots, u_v\}$, $\{r_1, r_2, \dots, r_c\}$, $\{t_{1,1}, t_{1,2}, \dots, t_{v,c}\}$, and t' from \mathbb{Z}_n . Then the challenger constructs \mathcal{L} and L' as below. It first assigns $L_{i,j} = ([r_j]G, t_{i,j}, [u_i r_j]G)$, and randomly chooses $d \in [1, v]$ to replace $[u_d r_j]G$ with $[r_j]Q_1 = [x r_j]G$ for $1 \leq j \leq c$. So $\mathcal{L} =$

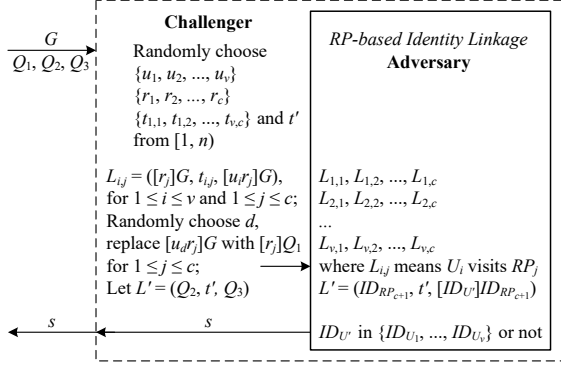


Figure 5: The algorithm based on the RP-based identity linkage, to solve the ECDDH problem.

$$\left\{ \begin{array}{cccc} L_{1,1}, & L_{1,2}, & \dots, & L_{1,c} \\ L_{2,1}, & L_{2,2}, & \dots, & L_{2,c} \\ \dots, & \dots, & \dots, & \dots \\ ([r_1]G, t_{d,1}, [r_1]Q_1), & \dots, & \dots, & ([r_c]G, t_{d,c}, [r_c]Q_1) \\ \dots, & \dots, & \dots, & \dots \\ L_{v,1}, & L_{v,2}, & \dots, & L_{v,c} \end{array} \right\}$$

Next, it constructs $L' = (Q_2, t', Q_3) = ([y]G, t', [z/y][y]G)$. Finally, \mathcal{L} and L' are sent to the adversary, and the output s of \mathcal{G}_r is output by the challenger. According to the above construction of \mathcal{L} and L' , x is actually inserted into \mathcal{L} as u_d and z/y is assigned to u' . So, if $z = xy$, $z/y = x$ and $ID_{U'} \in \{ID_{U_1}, ID_{U_2}, \dots, ID_{U_v}\}$; otherwise, $ID_{U'} \in \mathbb{Z}_n$. Thus,

$$\begin{aligned} \Pr_1 &= \Pr\{\mathcal{D}_r^*(G, [x]G, [y]G, [xy]G) = 1\} = \Pr'_1 \\ &= \Pr\{\mathcal{G}_r(\mathcal{L}, L' | ID_{U'} \in \{ID_{U_1}, ID_{U_2}, \dots, ID_{U_v}\}) = 1\} \\ \Pr_2 &= \Pr\{\mathcal{D}_r^*(G, [x]G, [y]G, [z]G) = 1\} = \Pr'_2 \\ &= \Pr\{\mathcal{G}_r(\mathcal{L}, L' | ID_{U'} \in \mathbb{Z}_n) = 1\} \\ \text{Adv}_A &= |\Pr'_1 - \Pr'_2| = |\Pr_1 - \Pr_2| = \epsilon_r(k) \end{aligned}$$

The ECDDH assumption means that in \mathcal{G}_r the adversary does not have advantages, i.e., cannot distinguish a user U' chosen from $\{U_1, U_2, \dots, U_v\}$ or randomly from the user set of UPPRESSO. So the RP-based identity linkage is impossible.

6. Implementation and Evaluation

We implemented the UPPRESSO prototype,³ and experimentally compared it with two open-source SSO

3. The prototype is open-sourced at <https://github.com/uppresso/>.

systems: (a) MITREid Connect [63] which supports the PPID-enhanced OIDC protocol to prevent the RP-based identity linkage, and (b) SPRESSO [8] preventing only the IdP-based login tracing.

6.1 Prototype Implementation

The identity-transformation functions are defined on the NIST P256 elliptic curve. RSA-2048 and SHA-256 are adopted as the signature algorithm and the hash function, respectively.

The IdP is built on top of MITREid Connect [63], an open-source OIDC Java implementation, and only small modifications are needed. We add only 3 lines of Java code to calculate $PID_{U'}$, and 20 lines to modify the way to send identity tokens. The calculations of ID_{RP} and $PID_{U'}$ are implemented based on Java cryptographic libraries.

We implemented the user functions by the IdP and RP scripts, by about 160 and 140 lines of JavaScript code, respectively. The cryptographic computations, e.g., $Cert_{RP}$ verification and PID_{RP} negotiation, are finished based on jsrsasign [64], an efficient JavaScript cryptographic library.

We provide a Java RP SDK. The SDK provides two functions to encapsulate the protocol steps: one to request identity tokens, and the other to derive the accounts. It is implemented based on the Spring Boot framework with about 500 lines of Java code and cryptographic computations are finished based on the Spring Security library. An RP invokes these functions for the integration, by less than 10 lines of Java code.

6.2 Performance Evaluation

MITREid Connect runs following the implicit flow of OIDC, while the identity tokens in SPRESSO are forwarded by a user to the RP, similarly to the implicit flow. In the identity tokens of SPRESSO, PID_{RP} is the encrypted RP domain, while the one-time symmetric key only known by the RP and the user. They also configure RSA-2048 and SHA-256 in the generation of identity tokens.

MITREid Connect provides Java implementations of the IdP and RP SDK, while SPRESSO implements all entities by JavaScript based on node.js. We implemented the RPs based on Spring Boot for UPPRESSO and MITREid Connect, by integrating the corresponding SDKs. The RPs in three schemes provide the same

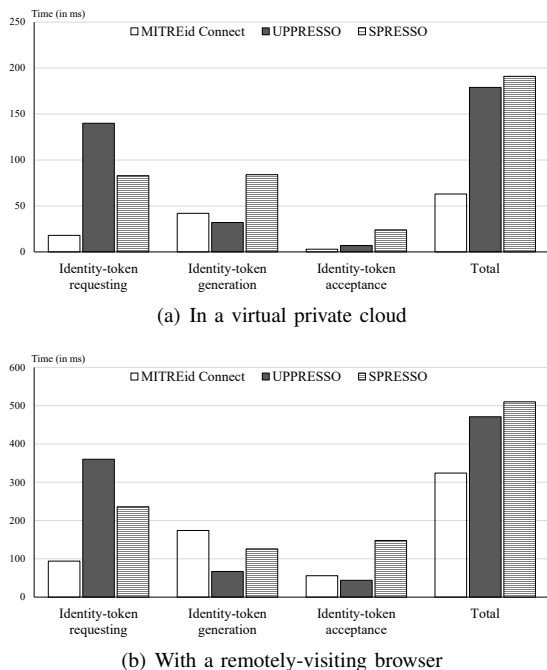


Figure 6: The time cost of SSO login.

function, i.e., simply extract the user’s account from verified identity tokens.

The IdP and RP servers are deployed on Alibaba Cloud Elastic Compute Service, each of which runs Window 10 with 8 vCPUs and 32 GB memory. The forwarder of SPRESSO runs Ubuntu 20.04.4 with 16 vCPUs and 16 GB memory, also on Alibaba Cloud. We compare the schemes in two scenarios: (a) a user browser, Chrome 104.0.5112.81, runs on another virtual machine with 8 vCPUs and 32 GB memory on Alibaba Cloud, and (b) the browser runs locally on a PC with Core i7-8700 CPU and 32 GB memory, to remotely visit the servers. In the cloud scenario, all entities are deployed in the same virtual private cloud and connected to one vSwitch, which minimizes the influence of network delays. In any scenario, the IdP never directly communicates with the RP.

We divide a login flow into three parts: *Identity-token requesting* (for UPPRESSO, it includes Steps 1-2 in Figure 3), to construct an identity-token request transmitted to the IdP; *Identity-token generation* (Step 3 in Figure 3), for the IdP to generate an identity token, while the user authentication and the authorization of user attributes are excluded; and *Identity-token accep-*

tance (Step 4 in Figure 3), as the RP receives, verifies and parses the identity token.

We measured the time cost and calculated the average of 1,000 measurements. The results are shown in Figure 6. The overall times of an SSO login instance for MITREid Connect, UPPRESSO, and SPRESSO are (a) 63 ms, 179 ms, and 190 ms, respectively, when all entities are deployed as Alibaba Cloud virtual machines, or (b) 312 ms, 471 ms, and 510 ms, respectively, when the user browser runs locally to remotely visit the cloud servers.

In the part of identity-token requesting, the RP of MITREid Connect constructs the identity-token request immediately. Compared with MITREid Connect, the main overhead of UPPRESSO is to open a new browser window and download the scripts.⁴ The RP in SPRESSO needs to obtain some information on the IdP and encrypt its domain using an ephemeral key, resulting in the additional overhead.

In the identity-token generation, UPPRESSO simply retrieves a token from the IdP. On the contrary, in MITREid Connect when a user retrieves the identity token from the IdP, the token must be carried with a URL following the fragment identifier # instead of ?, due to some security considerations [65]. So the user needs to first download the script from the RP to process this token, which takes the most time. SPRESSO takes a little more time to generate an identity token, as it implements the IdP based on node.js and adopts a JavaScript cryptographic library, while a more efficient Java library is used in the others.

In the identity-token acceptance, MITREid Connect and UPPRESSO spend the comparable amounts of time for sending identity token to the RP and verifying this token. SPRESSO needs the longest time due to the complicated process at the user browser: after receiving identity tokens from the IdP, the browser downloads the JavaScript code from a trusted forwarder, decrypts the RP endpoint, and finally sends identity tokens to this endpoint.

4. This overhead may be mitigated by implementing a user agent with browser extensions. A user installs the extension before visiting RPs. We tested such a browser extension while the IdP and RPs are unmodified, and experiments show about 90 ms and 260 ms will be saved in a login instance, in a virtual private cloud and by a remotely-visiting browser, respectively.

7. Discussions

Applicability of Identity Transformations. These identity-transformation functions, i.e., $\mathcal{F}_{PID_{RP}}()$, $\mathcal{F}_{PID_U}()$, and $\mathcal{F}_{Acct}()$, are applicable to various SSO scenarios (e.g., web application, mobile App, and native software), because these functions follow the common model of SSO protocols and do not depend on any special implementation or runtime.

Scalability. Adversaries cannot exhaust PID_{RP} or ID_{RP} . ID_{RP} is generated uniquely in an RP’s initial registration, and the capacity is n (i.e., the order of G). For example, for the NIST P256 elliptic curve, n is approximately 2^{256} . As for PID_{RP} , we only ensure PID_{RP} is unique in *unexpired* tokens, the number of which is denoted as σ . The probability that at least two PID_{RPs} are identical among the σ ones, is $1 - \prod_{i=0}^{\sigma-1} (1 - i/n)$. For example, when the IdP serves 10^8 requests per second and the validity period of identity tokens is 10 minutes, σ is less than 2^{36} and the probability is less than 2^{-183} for the NIST P256 elliptic curve. This probability is negligible.

The capacity of accounts at any RP is also n . \mathbb{E} is a finite cyclic group, so $ID_{RP} = [r]G$ is also a generator of order n . Given an RP, a unique account is assigned to every user, because $Acct = [ID_U]ID_{RP} = [u]ID_{RP}$.

Compatibility with the Authorization Code Flow. In the authorization code flow of OIDC [1], the IdP does not directly issue the identity token; instead, an authorization code is sent to the RP, and then the RP uses this code to ask for identity tokens. The identity-transformation functions \mathcal{F}_{PID_U} , $\mathcal{F}_{PID_{RP}}$ and \mathcal{F}_{Acct} can be integrated into the authorization code flow: an authorization code is forwarded to the RP script by the IdP script and this code is used to ask for an identity token binding PID_U and PID_{RP} . An authorization code is usually the index to retrieve the identity token from the IdP, and does not disclose any information on the authenticated user.

After receiving the authorization code, the RP uses it and another secret credential which is issued by the IdP during the initial registration, to retrieve the identity token from the IdP [1]. In order to protect RP identities from the IdP, privacy-preserving credentials (e.g., ring or group signatures [66], [67]) and anonymous networks (e.g., Tor [68]) need to be adopted for RPs in the retrieval of identity tokens.

Collusive Attack by the IdP and RPs. When the IdP is still kept curious-but-honest but shares messages in

the login flow (i.e., ID_U , PID_{RP} , and PID_U) with some collusive RPs, UPPRESSO still provides secure SSO services, provided that the signed identity tokens are sent to the authenticated users only; however, the collusive adversaries are able to trace the users’ login activities to these RPs. Anyway, even in this case, a user’s login activities at the other RPs not collusive with the IdP, are still protected from the IdP and these collusive RPs, because a triad of t , PID_U and PID_{RP} is ephemeral and independent of each other.

Restriction of the RP Script’s Origin. When identity tokens are forwarded by the IdP script to the RP script, the receiver is restricted by the `postMessage` `targetOrigin` mechanism [61], to ensure it will forward the tokens to $Enpt_{RP}$ that is bound in the RP certificate. A `targetOrigin` is specified as a domain (e.g., `RP.com`) and the parts of protocol and port (if not presented, implicitly 80 for `http` and 443 for `https`), and it requires the RP script’s origin accurately matches the `targetOrigin`.

Although the URL path part of $Enpt_{RP}$, e.g., `/uploadTkn`, is not checked by the `targetOrigin` mechanism, which assumes only one RP runs on a domain, it brings no *extra* risk. If two RPs run on one domain but with different endpoints to receive identity tokens (e.g., `https://RP.com/honest/uploadTkn` and `https://RP.com/malicious/uploadTkn`), they cannot be distinguished by `postMessage`. Meanwhile, browsers enforce the same-origin policy in the access control of web resources [69]. So a (malicious) RP could always access the other’s resources in the browser, e.g., steal the cookies by scripts `vwin=window.open('http://RP.com/honest')` and `vwin.document.cookie`, even if the honest RP restricts that only HTTP requests to specific paths carry its cookies.

Alternative Way to Bind ID_{RP} and $Enpt_{RP}$. In the prototype, an RP certificate binds ID_{RP} and $Enpt_{RP}$, verified by the honest IdP script. The RP certificates ensure the target RP has already registered itself at the IdP, which prevents unauthorized RPs from accessing the IdP’s SSO services.

This binding may be finished in another way: ID_{RP} is deterministically calculated based on the RP’s unambiguous friendly name. $Hs()$ encodes an RP’s domain (or the RP script’s origin, `https://RP.com/`) to a point on the elliptic curve \mathbb{E} as ID_{RP} , where hashing to elliptic curves $Hs()$ [70] provides collision

resistance and does not reveal the discrete logarithm of the output (i.e., $ID_{RP} = [r]G$ but r is unknown). Then, in Step 2.2 the RP script will send the endpoint but not its RP certificate, to the IdP script, and ID_{RP} is calculated by the IdP script. However, if the RP updates its domain, for instance, from <https://RP.com/> to <https://theRP.com/>, $Acct = [ID_U]ID_{RP}$ will change inevitably. In such cases, it needs special operations by each user to migrate his account to the updated RP system. This account migration requires extra operations explicitly by each user; otherwise, collusive RPs could actually link a user's accounts across RPs.

8. Conclusion

This paper proposes UPPRESSO, an untraceable and unlinkable privacy-preserving single sign-on system, to protect a user's login activities at different RPs against both the curious IdP and collusive RPs. We convert the identity dilemma in privacy-preserving SSO into an identity-transformation challenge and design three functions satisfying the requirements, where (a) $\mathcal{F}_{PID_{RP}}$ protects the RP's identity from the curious IdP, (b) \mathcal{F}_{PID_U} prevents collusive RPs from linking a user across these RPs, and (c) \mathcal{F}_{Acct} allows the RP to derive an identical account for a user in his multiple login instances. These functions can be integrated with existing SSO protocols, such as OIDC, to protect user privacy, without breaking the security guarantees of SSO services. The experimental evaluation of the UPPRESSO prototype shows that it provides efficient SSO services: on average a login instance takes 174 ms (when the IdP, the RP and a user are deployed together) or 421 ms (when the user visits remotely).

References

- [1] N. Sakimura, J. Bradley, M. Jones, B. de Medeiros, and C. Mortimore, *OpenID Connect core 1.0 incorporating errata set 1*, The OpenID Foundation, 2014.
- [2] D. Hardt, *RFC 6749: The OAuth 2.0 authorization framework*, Internet Engineering Task Force, 2012.
- [3] J. Hughes, S. Cantor, J. Hodges, F. Hirsch, P. Mishra, R. Philpott, and E. Maler, *Profiles for the OASIS security assertion markup language (SAML) V2.0*, OASIS, 2005.
- [4] T. Hardjono and S. Cantor, *SAML V2.0 subject identifier attributes profile version 1.0*, OASIS, 2018.
- [5] E. Maler and D. Reed, "The venn of identity: Options and issues in federated identity management," *IEEE Security & Privacy*, vol. 6, no. 2, pp. 16–23, 2008.
- [6] P. Grassi, E. Nadeau, J. Richer, S. Squire, J. Fenton, N. Lefkovitz, J. Danker, Y.-Y. Choong, K. Greene, and M. Theofanos, *SP 800-63C: Digital identity guidelines: Federation and assertions*, National Institute of Standards and Technology (NIST), 2017.
- [7] D. Fett, R. Küsters, and G. Schmitz, "Analyzing the BrowserID SSO system with primary identity providers using an expressive model of the Web," in *20th European Symposium on Research in Computer Security (ESORICS)*, 2015, pp. 43–65.
- [8] D. Fett, R. Küsters, and G. Schmitz, "SPRESSO: A secure, privacy-respecting single sign-on system for the Web," in *22nd ACM Conference on Computer and Communications Security (CCS)*, 2015, pp. 1358–1369.
- [9] "Google Identity Platform," <https://developers.google.com/identity/>, Accessed August 20, 2019.
- [10] "About Firefox Accounts," <https://mozilla.github.io/application-services/docs/accounts/welcome.html>, Accessed August 20, 2019.
- [11] M. R. Asghar, M. Backes, and M. Simeonovski, "PRIMA: Privacy-preserving identity and access management at Internet-scale," in *52nd IEEE International Conference on Communications (ICC)*, 2018.
- [12] A. Dey and S. Weis, "PseudoID: Enhancing privacy for federated login," in *3rd Hot Topics in Privacy Enhancing Technologies (HotPETs)*, 2010.
- [13] Z. Zhang, M. Król, A. Sonnino, L. Zhang, and E. Rivière, "EL PASSO: Efficient and lightweight privacy-preserving single sign on," *Privacy Enhancing Technologies*, vol. 2021, no. 2, pp. 70–87, 2021.
- [14] M. Isaakidis, H. Halpin, and G. Danezis, "UnlimitID: Privacy-preserving federated identity management using algebraic MACs," in *15th ACM Workshop on Privacy in the Electronic Society (WPES)*, 2016, pp. 139–142.
- [15] G. Maganis, E. Shi, H. Chen, and Dawn Song, "Opaak: Using mobile phones to limit anonymous identities online," in *10th International Conference on Mobile Systems, Applications, and Services (MobiSys)*, 2012.
- [16] Hyperledger Fabric, *MSP implementation with Identity Mixer*, 2022.

- [17] C. Paquin, *U-Prove technology overview v1.1*, Microsoft Corporation, 2013.
- [18] J. Camenisch and E. V. Herreweghen, “Design and implementation of the Idemix anonymous credential system,” in *9th ACM Conference on Computer and Communications Security (CCS)*, 2002.
- [19] Mozilla Developer Network (MDN), “Persona,” <https://developer.mozilla.org/en-US/docs/Archive/Mozilla/Persona>.
- [20] M. Simeonovski, F. Bendun, M. R. Asghar, M. Backes, N. Marnau, and P. Druschel, “Oblivion: Mitigating privacy leaks by controlling the discoverability of online information,” in *13th International Conference on Applied Cryptography and Network Security (ACNS)*, 2015.
- [21] M. Chase, S. Meiklejohn, and G. Zaverucha, “Algebraic MACs and keyed-verification anonymous credentials,” in *ACM Conference on Computer and Communications Security (CCS)*, 2014.
- [22] H. Halpin, “NEXTLEAP: Decentralizing identity with privacy for secure messaging,” in *12th International Conference on Availability, Reliability and Security (ARES)*, 2017.
- [23] J. Camenisch and A. Lysyanskaya, “An efficient system for non-transferable anonymous credentials with optional anonymity revocation,” in *Advances in Cryptology - EUROCRYPT*, 2001.
- [24] W. Mostowski and P. Vullers, “Efficient U-Prove implementation for anonymous credentials on smart cards,” in *7th International Conference on Security and Privacy in Communication Networks (SecureComm)*, 2011.
- [25] K. Elmufti, D. Weerasinghe, M. Rajarajan, and V. Rakocevic, “Anonymous authentication for mobile single sign-on to protect user privacy,” *International Journal of Mobile Communications*, vol. 6, no. 6, pp. 760–769, 2008.
- [26] J. Wang, G. Wang, and W. Susilo, “Anonymous single sign-on schemes transformed from group signatures,” in *5th International Conference on Intelligent Networking and Collaborative Systems (INCoS)*, 2013, pp. 560–567.
- [27] J. Han, L. Chen, S. Schneider, H. Treharne, and S. Wesemeyer, “Anonymous single-sign-on for n designated services with traceability,” in *23rd European Symposium on Research in Computer Security (ESORICS)*, 2018, pp. 470–490.
- [28] T.-F. Lee, “Provably secure anonymous single-sign-on authentication mechanisms using extended Chebyshev Chaotic Maps for distributed computer networks,” *IEEE Systems Journal*, vol. 12, no. 2, pp. 1499–1505, 2018.
- [29] J. Han, L. Chen, S. Schneider, H. Treharne, S. Wesemeyer, and N. Wilson, “Anonymous single sign-on with proxy re-verification,” *IEEE Transactions on Information Forensics and Security*, vol. 15, pp. 223–236, 2020.
- [30] M. Schanzenbach, T. Kilian, J. Schutte, and C. Banse, “ZKclaims: Privacy-preserving attribute-based credentials using non-interactive zero-knowledge techniques,” in *16th International Joint Conference on e-Business and Telecommunications (ICETE), Volume 2: SECURE*, 2019.
- [31] A. Davidson, I. Goldberg, N. Sullivan, G. Tankersley, and F. Valsorda, “Privacy Pass: Bypassing Internet challenges anonymously,” *Privacy Enhancing Technologies*, vol. 2018, no. 3, pp. 164–180, 2018.
- [32] J. Maheswaran, D. I. Wolinsky, and Bryan Ford, “Crypto-book: An architecture for privacy preserving online identities,” in *12th ACM Workshop on Hot Topics in Networks (HotNets)*, 2013.
- [33] D. Boneh, X. Ding, G. Tsudik, and C.-M. Wong, “A method for fast revocation of public key certificates and security capabilities,” in *10th USENIX Security Symposium*, 2001.
- [34] A. Buldas, A. Kalu, P. Laud, and M. Oruaas, “Server-supported RSA signatures for mobile devices,” in *22nd European Symposium on Research in Computer Security (ESORICS)*, 2017.
- [35] W. Lueks, B. Hampiholi, G. Alpar, and C. Troncoso, “Tandem: Securing keys by using a central server while preserving privacy,” *Privacy Enhancing Technologies*, vol. 2020, no. 3, pp. 327–355, 2020.
- [36] D. Fett, R. Küsters, and G. Schmitz, “A comprehensive formal security analysis of OAuth 2.0,” in *2016 ACM Conference on Computer and Communications Security (CCS)*, 2016, pp. 1204–1215.
- [37] D. Fett, R. Küsters, and G. Schmitz, “The Web SSO standard OpenID Connect: In-depth formal security analysis and security guidelines,” in *30th IEEE Computer Security Foundations Symposium (CSF)*, 2017, pp. 189–202.
- [38] D. Fett, R. Küsters, and G. Schmitz, “An expressive model for the web infrastructure: Definition and application to the BrowserID SSO system,” in *35th IEEE Symposium on Security and Privacy (S&P)*, 2014, pp. 673–688.

- [39] A. Armando, R. Carbone, L. Compagna, J. Cuéllar, and L. Tobarra, “Formal analysis of SAML 2.0 web browser single sign-on: Breaking the SAML-based single sign-on for Google Apps,” in *6th ACM Workshop on Formal Methods in Security Engineering (FMSE)*, 2008, pp. 1–10.
- [40] R. Wang, S. Chen, and X. Wang, “Signing me onto your accounts through Facebook and Google: A traffic-guided security study of commercially deployed single-sign-on web services,” in *33rd IEEE Symposium on Security and Privacy (S&P)*, 2012, pp. 365–379.
- [41] S.-T. Sun and K. Beznosov, “The devil is in the (implementation) details: An empirical analysis of OAuth SSO systems,” in *19th ACM Conference on Computer and Communications Security (CCS)*, 2012, pp. 378–390.
- [42] A. Armando, R. Carbone, L. Compagna, J. Cuéllar, G. Pellegrino, and A. Sorniotti, “An authentication flaw in browser-based single sign-on protocols: Impact and remediations,” *Computers & Security*, vol. 33, pp. 41–58, 2013.
- [43] C. Bansal, K. Bhargavan, A. Delignat-Lavaud, and S. Maffei, “Discovering concrete attacks on website authorization by formal analysis,” *Journal of Computer Security*, vol. 22, no. 4, pp. 601–657, 2014.
- [44] W. Li and C. Mitchell, “Analysing the security of Google’s implementation of OpenID Connect,” in *13th International Conference on Detection of Intrusions and Malware & Vulnerability Assessment (DIMVA)*, 2016, pp. 357–376.
- [45] J. Somorovsky, A. Mayer, J. Schwenk, M. Kampmann, and M. Jensen, “On breaking SAML: Be whoever you want to be,” in *21th USENIX Security Symposium*, 2012, pp. 397–412.
- [46] H. Wang, Y. Zhang, J. Li, and D. Gu, “The achilles heel of OAuth: A multi-platform study of OAuth-based authentication,” in *32nd Annual Conference on Computer Security Applications (ACSAC)*, 2016, pp. 167–176.
- [47] C. Mainka, V. Mladenov, and J. Schwenk, “Do not trust me: Using malicious IdPs for analyzing and attacking single sign-on,” in *1st IEEE European Symposium on Security and Privacy (EuroS&P)*, 2016, pp. 321–336.
- [48] C. Mainka, V. Mladenov, J. Schwenk, and T. Wich, “SoK: Single sign-on security - An evaluation of OpenID Connect,” in *2nd IEEE European Symposium on Security and Privacy (EuroS&P)*, 2017, pp. 251–266.
- [49] R. Yang, W. C. Lau, J. Chen, and K. Zhang, “Vetting single sign-on SDK implementations via symbolic reasoning,” in *27th USENIX Security Symposium*, 2018, pp. 1459–1474.
- [50] Y. Zhou and D. Evans, “SSOScan: Automated testing of web applications for single sign-on vulnerabilities,” in *23rd USENIX Security Symposium*, 2014, pp. 495–510.
- [51] R. Yang, G. Li, W. C. Lau, K. Zhang, and P. Hu, “Model-based security testing: An empirical study on OAuth 2.0 implementations,” in *11th ACM Asia Conference on Computer and Communications Security (AsiaCCS)*, 2016, pp. 651–662.
- [52] R. Wang, Y. Zhou, S. Chen, S. Qadeer, D. Evans, and Y. Gurevich, “Explicating SDKs: Uncovering assumptions underlying secure authentication and authorization,” in *22th USENIX Security Symposium*, 2013, pp. 399–314.
- [53] J. Navas and M. Beltrán, “Understanding and mitigating OpenID Connect threats,” *Computer & Security*, vol. 84, pp. 1–16, 2019.
- [54] E. Chen, Y. Pei, S. Chen, Y. Tian, R. Kotcher, and P. Tague, “OAuth demystified for mobile application developers,” in *2014 ACM Conference on Computer and Communications Security (CCS)*, 2014, pp. 892–903.
- [55] H. Wang, Y. Zhang, J. Li, H. Liu, W. Yang, B. Li, and D. Gu, “Vulnerability assessment of OAuth implementations in Android applications,” in *31st Annual Computer Security Applications Conference (ACSAC)*, 2015, pp. 61–70.
- [56] R. Yang, W. C. Lau, and S. Shi, “Breaking and fixing mobile App authentication with OAuth2.0-based protocols,” in *15th International Conference on Applied Cryptography and Network Security (ACNS)*, 2017, pp. 313–335.
- [57] S. Shi, X. Wang, and W. C. Lau, “MoSSOT: An automated blackbox tester for single sign-on vulnerabilities in mobile applications,” in *14th ACM Asia Conference on Computer and Communications Security (AsiaCCS)*, 2019, pp. 269–282.
- [58] M. Ghasemisharif, A. Ramesh, S. Checkoway, C. Kanich, and J. Polakis, “O single sign-off, where art thou? An empirical analysis of single sign-on account hijacking and session management on the web,” in *27th USENIX Security Symposium*, 2018, pp. 1475–1492.

- [59] Y. Cao, Y. Shoshitaishvili, K. Borgolte, C. Krügel, G. Vigna, and Y. Chen, “Protecting web-based single sign-on protocols against relying party impersonation attacks through a dedicated bi-directional authenticated secure channel,” in *17th International Symposium on Research in Attacks, Intrusions and Defenses (RAID)*, 2014, pp. 276–298.
- [60] M. Shehab and F. Mohsen, “Towards enhancing the security of OAuth implementations in smart phones,” in *3rd IEEE International Conference on Mobile Services (MS)*, 2014, pp. 39–46.
- [61] “HTML living standard: 9.3 cross-document messaging,” <https://html.spec.whatwg.org/multipage/web-messaging.html>, Accessed June 7, 2022.
- [62] J. Eisinger and E. Stark, *W3C candidate recommendation: Referrer policy*, World Wide Web Consortium (W3C), 2017.
- [63] “MITREid Connect,” <http://mitreid-connect.github.io/index.html>, Accessed August 20, 2021.
- [64] “jsrsasign,” <https://kjur.github.io/jsrsasign/>, Accessed August 20, 2019.
- [65] B. de Medeiros, M. Scurtescu, P. Tarjan, and M. Jones, *OAuth 2.0 multiple response type encoding practices*, The OpenID Foundation, 2014.
- [66] A. Bender, J. Katz, and R. Morselli, “Ring signatures: Stronger definitions, and constructions without random oracles,” in *3rd Theory of Cryptography Conference (TCC)*, 2006, pp. 60–79.
- [67] D. Chaum and E. van Heyst, “Group signatures,” in *Advances in Cryptology - EUROCRYPT*. Springer, 1991, pp. 257–265.
- [68] R. Dingledine, N. Mathewson, and P. Syverson, “Tor: The second-generation onion router,” in *13th USENIX Security Symposium*, 2004, pp. 303–320.
- [69] “Same origin policy,” https://www.w3.org/Security/wiki/Same_Origin_Policy, Accessed June 7, 2022.
- [70] A. Faz-Hernandez, S. Scott, N. Sullivan, R. Wahby, and C. Wood, “Hashing to elliptic curves,” Internet-Draft draft-irtf-cfrg-hash-to-curve-16, Internet Engineering Task Force, 2022.