

J -factors for Velocity-dependent Dark Matter Annihilation

Bradly Boucher,¹ Jason Kumar,¹ Van B. Le,¹ and Jack Runburg¹

¹*Department of Physics & Astronomy, University of Hawai'i, Honolulu, Hawai'i 96822, USA*

If dark matter annihilates with a velocity-dependent cross section within a subhalo, then the magnitude and angular distribution of the resulting photon signal will change. These effects are encoded in the J -factor. In this work we compute the J -factor for a variety of choices for the cross section velocity-dependence, and for a variety of choices for the dark matter profile, including generalized Navarro-Frenk-White (NFW), Einasto, Burkert and Moore. We find that, for cuspy profiles, the angular distribution of a future signal can potentially be used to determine the velocity-dependence of the annihilation cross section, and that these results are robust to changes in the form of the profile. For a cored profile, determining the velocity-dependence of the cross section is more difficult, but potentially still possible. Interestingly, we find that for a density profile with an inner slope power law steeper than $4/3$, Sommerfeld-enhanced annihilation in the Coulomb limit leads to a divergence at the center, requiring a more detailed treatment of departure from the Coulomb limit.

I. INTRODUCTION

A promising strategy for the indirect detection of dark matter is the search for photons arising from dark matter annihilation in galactic subhalos, including those which host dwarf spheroidal galaxies (dSphs). This strategy is promising because the photons will point back to the subhalo, which is a region with a large dark matter density, but relatively small baryonic density. There is thus relatively little astrophysical fore/background to a potential dark matter signal. The dependence of this photon signal on the properties of an individual subhalo is encoded in the J -factor, which in turn depends on the dark matter velocity distribution in the subhalo, and on the velocity-dependence of the dark matter annihilation cross section.

Different models for the velocity-dependence of the dark matter annihilation cross section can lead to J -factors with different normalizations and angular dependences [1–11]. In this way, the microphysics of the dark matter annihilation cross section is connected to both the amplitude and morphology of the resulting photon signal. For this reason, it is important to determine J -factors which arise under all theoretically-motivated assumptions for the velocity-dependence of the cross section. The most well-studied case is s -wave annihilation, in which σv is velocity-independent. In recent work, J -factors have been calculated for other well-motivated examples, such as p -wave, d -wave, and Sommerfeld-enhanced annihilation. But most of these calculations have been performed under the assumption that the dark matter density profile $\rho(r)$ is of the Navarro-Frenk-White (NFW) form. Our goal in this work is to generalize this calculation to other density profiles which are commonly used, and motivated by N -body simulation results.

We will consider generalized NFW, Einasto, Burkert, and Moore profiles. Like the standard NFW profile, these density distributions are characterized by only two dimensional parameters, ρ_s and r_s . The dependence of the J -factor on these parameters is largely determined

by dimensional analysis [9]. Given our results, one can easily determine the amplitude and angular distribution of the photon signal for any subhalo and choice of density profile, in terms of the halo parameters and the velocity-dependent cross section.

Our strategy will be to use the Eddington inversion method to determine the dark matter velocity distribution $f(r, v)$ from $\rho(r)$. This velocity-distribution will, in turn, determine the J -factor. For each functional form, we will be able to determine a scale-free J -factor which depends on velocity-dependence of the annihilation cross section, but is independent of the halo parameters. The dependence of the J -factor on ρ_s and r_s is entirely determined by dimensional analysis. This will leave us with a set of dimensionless numerical integrals to perform, for any choice of the velocity-dependence and of the density distribution functional form, which in turn determine the J -factor for any values of the subhalo parameters.

The plan of this paper is as follows. In Section II, we review the general formalism for determining the J -factor. In Section III, we describe the models of dark matter particle physics and astrophysics which we will consider. We present our results in Section IV, and conclude in Section V.

II. GENERAL FORMALISM

We will follow the formalism of [9], which we review here. We consider the scenario in which the dark matter is a real particle whose annihilation cross section can be approximated as $\sigma v = (\sigma v)_0 \times S(v/c)$, where $(\sigma v)_0$ is a constant, independent of the relative velocity v . We will focus on the scenario in which $S(v/c) = (v/c)^n$, which, as we will see, is theoretically motivated.

The differential flux of photons per solid angle arising from dark matter annihilation, with energies between

E_{\min} and E_{\max} , can be written as

$$\frac{d\Phi}{d\Omega} = \frac{(\sigma v)_0}{8\pi m_X^2} \left[\int_{E_{\min}}^{E_{\max}} dE_\gamma \frac{dN}{dE_\gamma} \right] \times J_S(\theta), \quad (1)$$

where dN/dE_γ is the photon energy spectrum per annihilation, and where the J -factor is given by

$$J_S(\theta) = \int d\ell \int d^3v_1 \int d^3v_2 f(\mathbf{r}(\ell, \theta), \mathbf{v}_1) f(\mathbf{r}(\ell, \theta), \mathbf{v}_2) \times S(|\mathbf{v}_1 - \mathbf{v}_2|/c), \quad (2)$$

where f is the dark matter velocity distribution, ℓ is the distance along the line of sight, and θ is the angle between the the line-of-sight direction and the direction from the observer to the center of the subhalo.

Henceforth, we will consider scenarios in which the dark matter velocity distribution is spherically symmetric and isotropic. In this case, the velocity-distribution depends only on the magnitudes of \mathbf{r} and \mathbf{v} , so we may write $f(\mathbf{r}, \mathbf{v}) = f(r, v)$, where $r = |\mathbf{r}| = (D^2 + \ell^2 - 2D\ell \cos \theta)^{1/2}$ and D is the distance to the center of the subhalo. If $S(v/c) = 1$, then Eq. 2 reduces to the familiar expression $J(\theta) = \int d\ell \rho^2$.

The total photon flux is proportional to the integral of the J -factor, $J^{\text{tot}} = 2\pi \int d\cos\theta J(\theta)$, where the integration is over the size of the aperture of the observation, which we will assume covers essentially the entire subhalo. For all physically reasonable profiles, we will find that the annihilation rate is small in the region $r \gg r_s$. We will consider small subhalos, for which $\theta_0 \equiv r_s/D \ll 1$. As a result, we will find $J_S(\theta) \ll 1$ for $\theta \gg \theta_0$. Defining the scale-free angle $\tilde{\theta} \equiv \theta/\theta_0$, we then find

$$J_S^{\text{tot}} \approx 2\pi\theta_0^2 \int_0^\infty d\tilde{\theta} \tilde{\theta} J_S(\tilde{\theta}). \quad (3)$$

Note, we have used the small angle approximation for θ , even though we have extended the range of the $\tilde{\theta}$ integration to infinity, because the integrand is negligible unless $\theta \ll 1$.

A. Scale-free J

We will assume that the dark matter density profile $\rho(r)$ depends only on two dimensionful parameters, ρ_s and r_s . In that case, we may rewrite the density profile in the scale-free form $\tilde{\rho}(\tilde{r})$, where

$$\begin{aligned} \tilde{r} &\equiv r/r_s, \\ \tilde{\rho}(\tilde{r}) &\equiv \rho(r)/\rho_s. \end{aligned} \quad (4)$$

$\tilde{\rho}(\tilde{r})$ has no dependence on the parameters ρ_s and r_s . Aside from ρ_s and r_s , the only relevant dimensionful constant is G_N . The only combination of these parameters with units of velocity is $\propto (G_N \rho_s r_s^2)^{1/2}$. We will thus also define a scale-free velocity,

$$\tilde{v} \equiv v/\sqrt{4\pi G_N \rho_s r_s^2}, \quad (5)$$

in terms of which we may define the scale-free velocity distribution

$$\tilde{f}(\tilde{r}, \tilde{v}) \equiv (4\pi G_N \rho_s r_s^2)^{3/2} \rho_s^{-1} f(r, v), \quad (6)$$

where $\tilde{\rho}(\tilde{r}) = \int d^3\tilde{v} \tilde{f}(\tilde{r}, \tilde{v})$ and where $\tilde{f}(\tilde{r}, \tilde{v})$ is independent of the dimensionful parameters.

We will assume that the velocity-dependence of the dark matter annihilation cross section has a power-law form, given by $S(v/c) = (v/c)^n$. There are a variety of theoretically motivated models, which we will discuss later, for which this is true. We may then express the J -factor in scale-free form.

$$\begin{aligned} J_{S(n)}(\tilde{\theta}) &= 2\rho_s^2 r_s \left(\frac{4\pi G_N \rho_s r_s^2}{c^2} \right)^{n/2} \tilde{J}(\tilde{\theta}), \\ J_{S(n)}^{\text{tot}} &= \frac{4\pi \rho_s^2 r_s^3}{D^2} \left(\frac{4\pi G_N \rho_s r_s^2}{c^2} \right)^{n/2} \tilde{J}^{\text{tot}}, \end{aligned} \quad (7)$$

where the scale-free quantities $\tilde{J}_{S(n)}(\tilde{\theta})$ and $\tilde{J}_{S(n)}^{\text{tot}}$ are given by [9]

$$\begin{aligned} \tilde{J}_{S(n)}^{\text{tot}} &\approx \int_0^\infty d\tilde{\theta} \tilde{\theta} \tilde{J}_{S(n)}(\tilde{\theta}), \\ \tilde{J}_{S(n)}(\tilde{\theta}) &\approx \int_{\tilde{\theta}}^\infty d\tilde{r} \left[1 - \left(\frac{\tilde{\theta}}{\tilde{r}} \right)^2 \right]^{-1/2} P_n^2(\tilde{r}), \end{aligned} \quad (8)$$

and where

$$P_n^2 = \int d^3\tilde{v}_1 d^3\tilde{v}_2 |\tilde{\mathbf{v}}_1 - \tilde{\mathbf{v}}_2|^n \tilde{f}(\tilde{r}, \tilde{v}_1) \tilde{f}(\tilde{r}, \tilde{v}_2). \quad (9)$$

In the case of s -wave annihilation, $P_{n=0}^2 = \tilde{\rho}^2$. P_n^2 is thus the generalization of $\tilde{\rho}^2$ relevant to computation of the J -factor for velocity-dependent dark matter annihilation.

Note, that if n is a positive, integer, then the expression for P_n^2 can be expressed in terms of one-dimensional integrals. In particular, we find

$$\begin{aligned} P_{n=2}^2(\tilde{r}) &= [\tilde{\rho}(\tilde{r})]^2 [2\langle \tilde{v}^2 \rangle(\tilde{r})], \\ P_{n=4}^2(\tilde{r}) &= [\tilde{\rho}(\tilde{r})]^2 \left[2\langle \tilde{v}^4 \rangle(\tilde{r}) + \frac{10}{3} (\langle \tilde{v}^2 \rangle(\tilde{r}))^2 \right] \end{aligned} \quad (10)$$

where $\langle \tilde{v}^m \rangle(\tilde{r}) = 4\pi [\int_0^\infty d\tilde{v} \tilde{v}^{m+2} \tilde{f}(\tilde{r}, \tilde{v})] / \tilde{\rho}(\tilde{r})$. For the case of $n = -1$, one must perform the two-dimensional integral.

B. Eddington Inversion

If the subhalo is in equilibrium, then the velocity-distribution can be written as a function of the integrals of motion. Since we have assumed that the velocity distribution is spherically symmetric and isotropic, it can be written as a function only of the energy per particle, $E = v^2/2 + \Phi(r) < 0$, where $\Phi(r) < 0$ is the gravitational

potential¹ (that is, $f(r, v) = f(E(r, v))$). The velocity distribution can then be expressed in terms of the density using the Eddington inversion formula, yielding

$$f(E) = \frac{1}{\sqrt{8\pi^2}} \int_E^{\Phi(\infty)} \frac{d^2\rho}{d\Phi^2} \frac{d\Phi}{\sqrt{\Phi - E}}, \quad (11)$$

where

$$\Phi(r) = \Phi(r_0) + 4\pi G_N \rho_s r_s^2 \int_{\tilde{r}_0}^{\tilde{r}} \frac{dx}{x^2} \int_0^x dy y^2 \tilde{\rho}(y). \quad (12)$$

Note, we have assumed that the baryonic contribution to the gravitational potential is negligible.

In terms of the scale-free gravitational potential and energy $\tilde{\Phi}(\tilde{r}) \equiv \Phi(r)/4\pi G_N \rho_s r_s^2$, $\tilde{E} \equiv E/4\pi G_N \rho_s r_s^2$, we then find

$$\tilde{f}(\tilde{r}, \tilde{v}) = \tilde{f}(\tilde{E}(\tilde{r}, \tilde{v})) = \frac{1}{\sqrt{8\pi^2}} \int_{\tilde{E}}^{\tilde{\Phi}(\infty)} \frac{d^2\tilde{\rho}}{d\tilde{\Phi}^2} \frac{d\tilde{\Phi}}{\sqrt{\tilde{\Phi} - \tilde{E}}}. \quad (13)$$

The scale-free quantities \tilde{J} and \tilde{J}^{tot} depend on the functional form of the dark matter density distribution ($\tilde{\rho}$), and on the velocity dependence of the annihilation cross section (n), but are independent of the parameters ρ_s and r_s . For any functional form of $\tilde{\rho}$, and any choice of n , one can compute $\tilde{J}(\tilde{\theta})$ and \tilde{J}^{tot} by performing the integration described above. For any individual subhalo with parameters ρ_s and r_s , a distance D away from Earth, the J -factor is then determined by Eq. 7. This calculation has been performed for the case of an NFW profile, in which case $\tilde{\rho}(\tilde{r}) = \tilde{r}^{-1}(1 + \tilde{r})^{-2}$. We will extend this result to a variety of other profiles.

III. DARK MATTER ASTROPHYSICS AND MICROPHYSICS

We will consider four theoretically well-motivated scenarios for the power-law velocity dependence of the dark matter annihilation cross section ($S(v/c) = (v/c)^n$).

- $n = 0$ (*s-wave*): This is the standard case, in which σv is independent of v .
- $n = 2$ (*p-wave*): This case can arise if dark matter is a Majorana fermion which annihilates to a Standard Model (SM) fermion/anti-fermion pair through an interaction respecting minimal flavor violation (MFV) (see, for example, [12]).
- $n = 4$ (*d-wave*): This case can arise if dark matter is a real scalar annihilating to an SM fermion/anti-fermion pair through an interaction respecting MFV (see, for example, [12–14]).

- $n = -1$ (*Sommerfeld-enhancement in the Coulomb limit*): This case can arise if there is a long-range attractive force between dark matter particles, mediated by a very light particle [15, 16].

We also consider various dark matter profiles, which are motivated by N -body simulations:

- *Generalized NFW* [$\tilde{\rho}(\tilde{r}) = \tilde{r}^{-\gamma}(1 + \tilde{r})^{-(3-\gamma)}$]: $\gamma = 1$ corresponds to the standard NFW case. We will consider choices of γ ranging from 0.6 to 1.4.
- *Einasto profile* [$\tilde{\rho}(\tilde{r}) = \exp(-(2/\alpha)(\tilde{r}^\alpha - 1))$]: Best fit values for α lie roughly in the range $0.12 < \alpha < 0.25$ [17], and we will consider values of α in this range.
- *Burkert profile* [$\tilde{\rho}(\tilde{r}) = (1 + \tilde{r})^{-1}(1 + \tilde{r}^2)^{-1}$]: This is a commonly used example of a cored profile.
- *Moore profile* [$\tilde{\rho}(\tilde{r}) = (\tilde{r}^{1.4}(1 + \tilde{r})^{1.4})^{-1}$]: This is an example of a very cuspy profile.

IV. RESULTS

For any choice of $\tilde{\rho}(\tilde{r})$ and of n , the J -factor is determined by three parameters (ρ_s , r_s and D), and by a scale-free normalization ($\tilde{J}_{S(n)}^{tot}$) and an angular distribution ($\tilde{J}_{S(n)}(\tilde{\theta})/\tilde{J}_{S(n)}^{tot}$), which must be determined by numerical integration. We can characterize the angular size of gamma-ray emission from a subhalo with the quantity $\langle\theta\rangle/\theta_0$, defined as

$$\frac{\langle\theta\rangle}{\theta_0} \equiv \frac{\int_0^\infty d\tilde{\theta} \tilde{\theta}^2 \tilde{J}_{S(n)}(\tilde{\theta})}{\tilde{J}_{S(n)}^{tot}}. \quad (14)$$

In Tables I and II, we present $\tilde{J}_{S(n)}^{tot}$ and $\langle\theta\rangle/\theta_0$, respectively, for all of the profiles ($\tilde{\rho}(\tilde{r})$) and choices of n which we consider. We also plot $\tilde{J}_{S(n)}(\tilde{\theta})/\tilde{J}_{S(n)}^{tot}$ for all of the these profiles and choices of n in Figures 1 (generalized NFW), 2 (Einasto), 3 (Burkert), and 4 (Moore).

We see that for relatively cuspy profiles, smaller values of n lead to an angular distribution which is more sharply peaked at small angles. On the other hand, we see that for a cored profile, such as Burkert, the angular distribution is largely constant at small angles, regardless of n .

A. Inner slope limit

To better understand the dependence of the gamma-ray angular distribution on the density profile and on the velocity-dependence of the dark matter annihilation cross section, we will consider the innermost region of the subhalo, for which $\tilde{r} \ll 1$. In this region, care must be taken during the numerical integration to achieve precise results, especially in the case of Sommerfeld-enhanced

¹ Following convention, we use the symbol Φ for both the photon flux and the gravitational potential. We trust the meaning of Φ will be clear from context.

$\tilde{J}_{S(n)}^{tot}$																	
	NFW (γ)										Einasto (α)					Burkert	Moore
n	0.6	0.7	0.8	0.9	1.0	1.1	1.2	1.25	1.3	1.4	0.13	0.16	0.17	0.20	0.24		
-1	0.26	0.33	0.43	0.59	0.83	1.25	1.99	2.57	3.39	—	15.0	10.7	9.73	7.70	6.07	0.10	—
0	0.10	0.13	0.18	0.24	0.33	0.49	0.77	0.99	1.31	2.45	11.4	8.53	7.88	6.45	5.26	0.034	2.58
2	0.038	0.051	0.070	0.098	0.14	0.22	0.35	0.46	0.62	1.19	18.7	14.6	13.6	11.4	9.43	0.0069	1.37
4	0.024	0.034	0.050	0.075	0.12	0.19	0.33	0.45	0.62	1.28	62.5	48.9	45.6	37.9	31.0	0.0022	1.64

TABLE I. Numerical values for the scale-free normalization $\tilde{J}_{S(n)}^{tot}$ (defined in Eq. 3) for $n = -1, 0, 2$, and 4, where the profile is taken to be either generalized NFW (with γ as listed), Einasto (with α as listed), Burkert, or Moore.

$\langle\theta\rangle/\theta_0$																	
	NFW (γ)										Einasto (α)					Burkert	Moore
n	0.6	0.7	0.8	0.9	1.0	1.1	1.2	1.25	1.3	1.4	0.13	0.16	0.17	0.20	0.24		
-1	0.65	0.57	0.48	0.40	0.32	0.24	0.18	0.15	0.12	—	0.18	0.23	0.24	0.29	0.33	0.53	—
0	0.71	0.63	0.55	0.47	0.39	0.32	0.25	0.21	0.18	0.12	0.24	0.29	0.30	0.34	0.38	0.51	0.15
2	0.73	0.66	0.59	0.52	0.45	0.38	0.31	0.28	0.24	0.18	0.31	0.35	0.37	0.39	0.42	0.47	0.22
4	0.73	0.66	0.59	0.52	0.46	0.39	0.33	0.30	0.26	0.20	0.34	0.38	0.39	0.41	0.43	0.44	0.26

TABLE II. Numerical values for the angular distribution $\langle\theta\rangle/\theta_0$ (defined in Eq. 14) for $n = -1, 0, 2$, and 4, where the profile is taken to be either generalized NFW (with γ as listed), Einasto (with α as listed), Burkert, or Moore.

annihilation. But fortunately, we will find that if $\tilde{\rho}(\tilde{r})$ has power law behavior, then we can solve for $\tilde{f}(\tilde{E})$ analytically in the inner slope region, giving us simple expressions for $P_n^2(\tilde{r})$ and $\tilde{J}_{S(n)}(\tilde{\theta})$, which can be matched to the full numerical calculation.

We may relate the density distribution to the velocity distribution using

$$\begin{aligned}\tilde{\rho}(\tilde{r}) &= 4\pi \int_0^{\tilde{v}_{esc}(\tilde{r})} d\tilde{v} \tilde{v}^2 \tilde{f}(\tilde{r}, \tilde{v}), \\ &= 4\sqrt{2}\pi \int_{\tilde{\Phi}(\tilde{r})}^{\tilde{\Phi}(\infty)} d\tilde{E} \tilde{f}(\tilde{E}) \sqrt{\tilde{E} - \tilde{\Phi}(\tilde{r})}.\end{aligned}\quad (15)$$

We assume that, in the inner slope region, we have $\tilde{\rho}(\tilde{r}) = \tilde{\rho}_0 \tilde{r}^{-\gamma}$, with $\gamma > 0$. We then have

$$\tilde{\Phi}(\tilde{r}) = \frac{\tilde{\rho}_0}{(3-\gamma)(2-\gamma)} \tilde{r}^{2-\gamma}, \quad (16)$$

where we adopt the convention $\tilde{\Phi}(0) = 0$. Defining $x = E/\tilde{\Phi}(\tilde{r})$, we then have

$$\tilde{\rho}_0 \tilde{r}^{-\gamma} = 4\sqrt{2}\pi \left(\tilde{\Phi}(\tilde{r})\right)^{3/2} \int_1^{\frac{\tilde{\Phi}(\infty)}{\tilde{\Phi}(\tilde{r})}} dx \sqrt{x-1} \tilde{f}(x\tilde{\Phi}(\tilde{r})). \quad (17)$$

For $\tilde{r} \ll 1$ we may take $\tilde{\Phi}(\infty)/\tilde{\Phi}(\tilde{r}) \rightarrow \infty$, in which case the integral above depends on \tilde{r} only through the argument of \tilde{f} .

For $\gamma > 0$, we can solve eq. 17 with the ansatz $\tilde{f}(\tilde{E}) = \tilde{f}_0 \tilde{E}^\beta$, where $\beta = (\gamma - 6)/[2(2 - \gamma)] < -3/2$ and

$$\begin{aligned}\tilde{f}_0 &= \frac{\tilde{\rho}_0}{4\sqrt{2}\pi} \left[\frac{\tilde{\rho}_0}{(3-\gamma)(2-\gamma)} \right]^{-(\beta+3/2)} \\ &\times \left[\int_1^\infty dx x^\beta \sqrt{x-1} \right]^{-1}.\end{aligned}\quad (18)$$

This matches the expression found in Ref. [18]. Given this expression for $\tilde{f}(\tilde{E}(\tilde{r}, \tilde{v}))$, we can perform the integral in eq. 9, yielding

$$P_n^2(\tilde{r} \ll 1) = C_{\gamma,n} \tilde{r}^{b_n}, \quad (19)$$

where $b_n = n + \gamma(1 - (6 + n)/2)$ and

$$\begin{aligned}C_{\gamma,n} &= 16\pi^2 \tilde{f}_0^2 \left[\frac{\tilde{\rho}_0}{(3-\gamma)(2-\gamma)} \right]^{2\beta+(6+n)/2} \\ &\times \int_0^\infty dy_1 \int_0^\infty dy_2 y_1^2 y_2^2 \left[\frac{y_1^2}{2} + 1 \right]^\beta \left[\frac{y_2^2}{2} + 1 \right]^\beta \\ &\times \left[\frac{(y_1 + y_2)^{n+2} - (|y_1 - y_2|)^{n+2}}{2(n+2)y_1 y_2} \right].\end{aligned}\quad (20)$$

Note, however, that this integral only converges if $n < -4 - 2\beta = (3\gamma - 2)/(2 - \gamma)$. For larger values of n , the dark matter annihilation rate is dominated by high velocity particles, and it is necessary to determine the velocity-distribution outside of the small \tilde{E} regime. But for Sommerfeld-enhanced annihilation ($n = -1$), the integral will converge for all of the cuspy slopes we consider.

Eq. 8 then simplifies in the limit $\tilde{\theta} \ll 1$ to

$$\tilde{J}_{S(n)}(\tilde{\theta} \ll 1) \approx C_{\gamma,n} \tilde{\theta}^{1+b_n} \int_1^{\tilde{r}_0/\tilde{\theta}} dx \frac{x^{b_n}}{\sqrt{1-x^2}}, \quad (21)$$

where the integral in eq. 8 is truncated at $\tilde{r}_0 \leq 1$. We assume that the power-law description of $\tilde{\rho}$ is accurate for $\tilde{r} < \tilde{r}_0$, and truncate the integral outside this region. For $b_n < -1$ and $\tilde{\theta} \ll \tilde{r}_0$, the integral is insensitive to this cutoff.

For a cuspy profile, we thus have analytical expressions for the $\tilde{J}_{S(n)}$ at small $\tilde{\theta}$, and these expressions match the full expression obtained from numerical integration. It

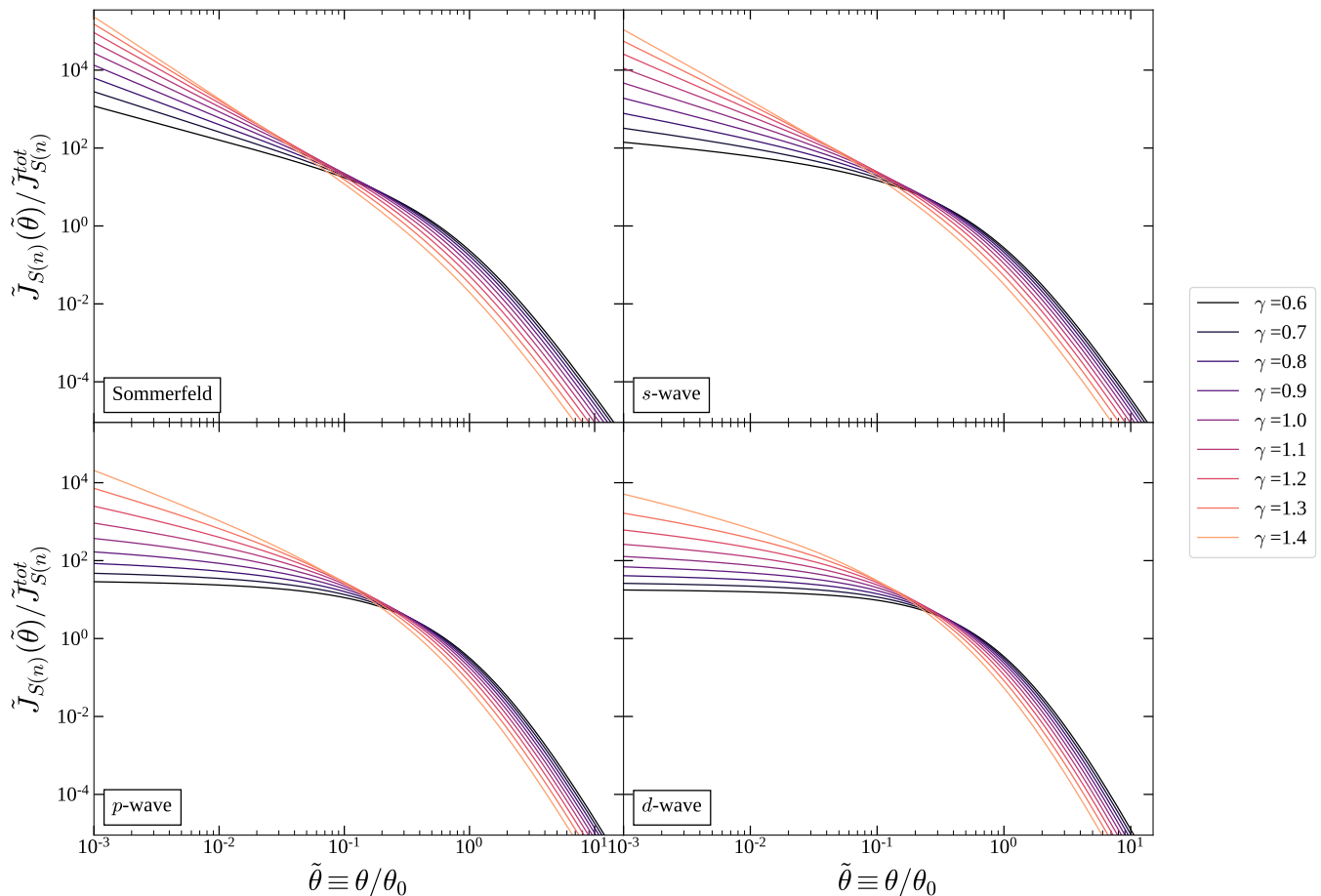


FIG. 1. The scale-free photon angular distribution arising from Sommerfeld-enhanced (upper left), s -wave (upper right), p -wave (lower left), and d -wave (lower right) dark matter annihilation in a generalized NFW subhalo (the profile parameter γ varies from 0.6 to 1.4, as labelled).

is interesting to note that the exponent b_n exhibits a degeneracy between γ and n . Thus, for example, the power law behavior of $\tilde{J}_{S(n)}$ for the case of Sommerfeld-enhanced annihilation ($n = -1$) and a pure NFW profile ($\gamma = 1$) is identical to that of s -wave annihilation ($n = 0$) for a generalized NFW profile with $\gamma = 1.25$. However, the normalization coefficients $C_{\gamma,n}$ are different. This implies that, for a cuspy profile, a detailed analysis of the angular distribution at both small angles and intermediate angles is in principle sufficient to resolve the velocity-dependence of dark matter annihilation.

To illustrate this point, in Fig. 5 we plot $\tilde{J}_{S(n)}(\tilde{\theta})/\tilde{J}_{S(n)}^{tot}$ for two generalized NFW profiles, $\gamma = 1$ ($n = -1$) and $\gamma = 1.25$ ($n = 0$). This figure confirms our analytical result; both of these models yield angular distributions which exhibit the same behavior at small angles. But they differ at larger angles, implying that with sufficient data and angular resolution, it is in principle possible to determine the velocity-dependence of the annihilation cross section. Indeed, for $\gamma = 1.25$, $n = 0$, we find $\langle \theta \rangle / \theta_0 = 0.21$, which is significantly smaller than the value found for $\gamma = 1.0$, $n = -1$ ($\langle \theta \rangle / \theta_0 = 0.32$). Thus,

if the slope of angular dependence in the innermost region can be determined, then the scale at which that power law behavior cuts off is sufficient to distinguish s -wave annihilation from Sommerfeld-enhanced annihilation, with Sommerfeld-enhanced annihilation producing a more extended angular distribution.

In a similar vein, we have compared the angular distribution for the Moore profile and generalized NFW profile ($\gamma = 1.4$) in Figure 4. Both profiles have the same inner slope, but the Moore profile yields more extended emission. This result is echoed in Table II, where we see that $\langle \theta \rangle / \theta_0$ is about $\sim 20\%$ larger for a Moore profile than for generalized NFW with $\gamma = 1.4$, for $n = 0, 2, 4$.

Interestingly, we find that, for Sommerfeld-enhanced annihilation ($n = -1$), we have $b_{n=-1} < -3$ for $\gamma > 4/3$. For $b_n < -3$, the integral for $\tilde{J}_{S(n)}^{tot}$ diverges at small $\tilde{\theta}$. This implies that for a profile, such as Moore, with $\gamma > 4/3$, our treatment of Sommerfeld-enhanced annihilation has been inconsistent. In particular, we have implicitly assumed that dark matter annihilation does not deplete the dark matter density significantly, which may not be the case. Moreover, the $1/v$ Sommerfeld-enhancement of

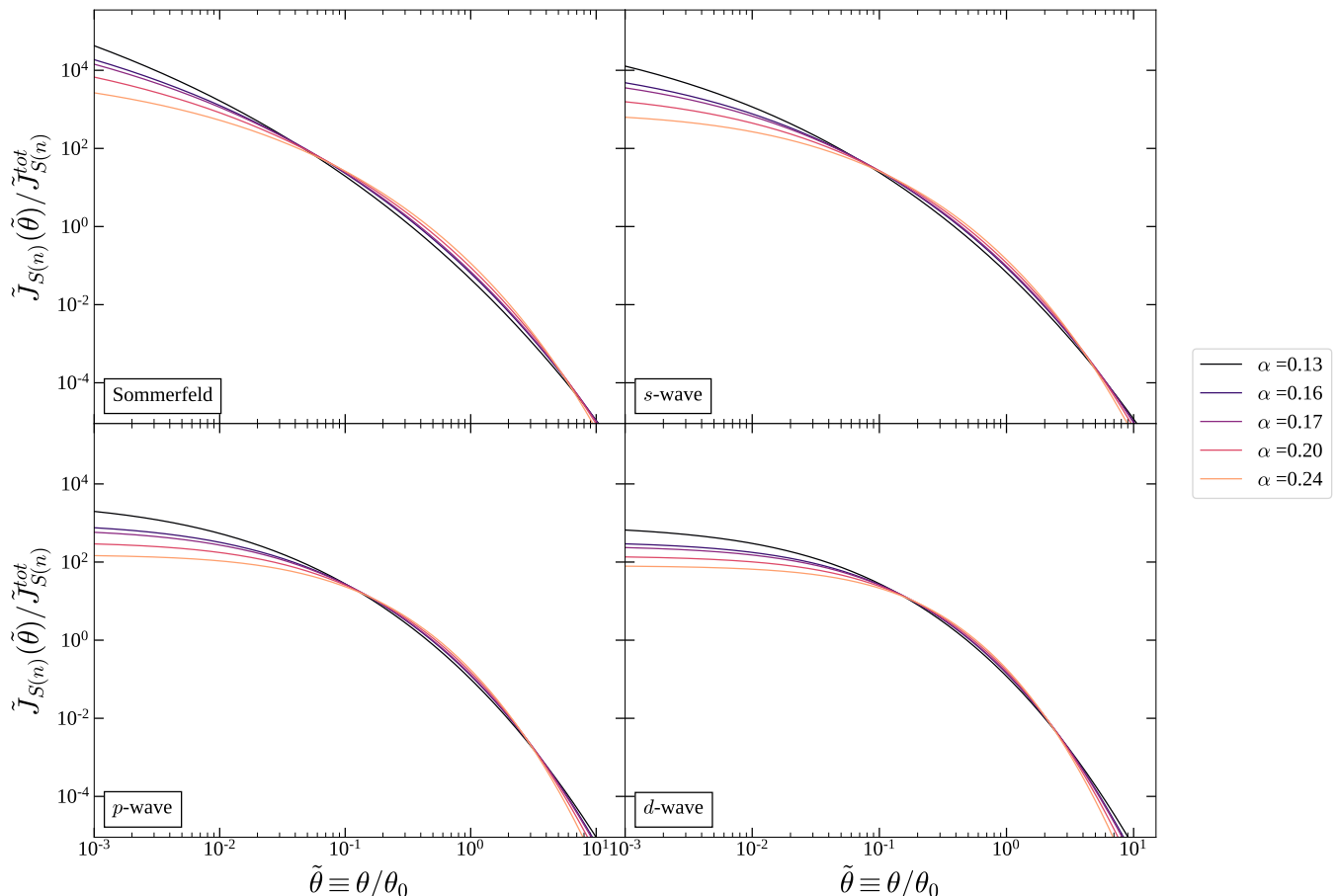


FIG. 2. The scale-free photon angular distribution arising from Sommerfeld-enhanced (upper left), s -wave (upper right), p -wave (lower left), and d -wave (lower right) dark matter annihilation in an Einasto subhalo (the profile parameter α varies from 0.12 to 0.25, as labelled).

the annihilation cross section is cut off at a velocity-scale which depends on the mediator mass [15], and we have assumed that this cutoff is at a velocity small enough to be irrelevant.

It is also interesting to note that, for cuspy profiles $\tilde{J}_{S(n=2)}^{tot}$ tends to be significantly smaller than $\tilde{J}_{S(n=0)}^{tot}$, while $\tilde{J}_{S(n=4)}^{tot}$ is only a slightly smaller than $\tilde{J}_{S(n=2)}^{tot}$. This may seem counter-intuitive, since the integrals which determine P_n^2 have integrands which scale as powers of \tilde{v}^n . But as we have seen, for larger n , P_n^2 becomes more sensitive to the high-velocity tail of particles which are not confined to core. As a result, we find $\langle \tilde{v}^4 \rangle \gg (\langle \tilde{v}^2 \rangle)^2$.

B. Cored profile

The situation is somewhat different for a cored profile. For the Burkert profile, which exhibits a core, the differences in the angular distribution arising from $n = -1, 0, 2$ or 4 are much smaller. In particular, the angular distribution is flat at small angles, regardless of n . This implies that morphology of the photon signal carries less infor-

mation regarding the velocity-dependence of dark matter annihilation.

We can again understand this behavior by considering an analytic approximation. Let us approximate the cored profile with $\tilde{\rho}(\tilde{r}) = \tilde{\rho}_0$ for $\tilde{r} < 1$, and assume the density vanishes rapidly for $\tilde{r} > 1$. For $\tilde{r} < 1$ we then have $\tilde{\Phi}(r) = (\tilde{\rho}_0/6)\tilde{r}^2$, and Eq. 17 can be rewritten as

$$\tilde{\rho}_0 = 4\sqrt{2}\pi \left[\frac{\tilde{\rho}_0 \tilde{r}^2}{6} \right]^{3/2} \int_1^{\tilde{r}^{-2}} dx \sqrt{x-1} \times \tilde{f} \left(x \frac{\tilde{\rho}_0 \tilde{r}^2}{6} \right), \quad (22)$$

for small \tilde{r} , where we have made the approximation that particles do not explore the region outside the core. In this case, one cannot find a power-law solution for \tilde{f} while taking the upper limit of integration to infinity, as the integral would not converge. Instead, this equation can be solved by taking $\tilde{f} = (9\sqrt{3}/4\pi)\tilde{\rho}_0^{-1/2}$.

We thus see that, for a cored profile, the velocity distribution is independent of \tilde{E} for paths confined to the innermost region. This implies that, for $\tilde{r} \ll 1$, \tilde{f} , and thus P_n^2 , are independent of \tilde{r} . If the velocity distribution is independent of \tilde{r} , the angular distribution of the

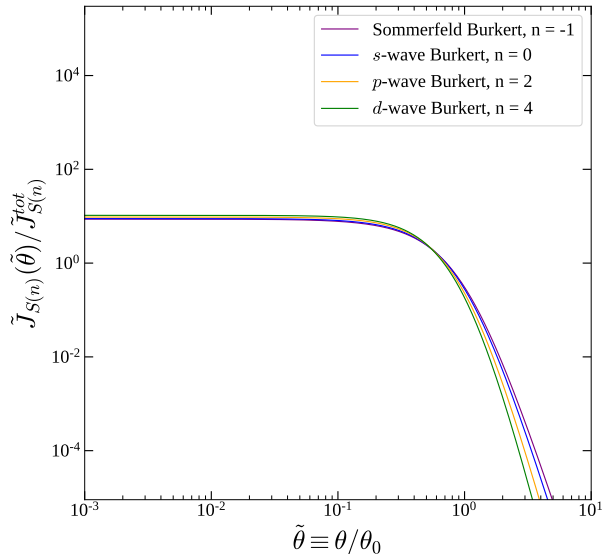


FIG. 3. The scale-free photon angular distribution for the Burkert profile, with $n = -1, 0, 2, 4$, as labelled.

gamma-ray signal cannot depend on n , since the effects of velocity-suppression do not depend on the distance from the center of the subhalo.

Indeed, we can confirm this result by noting that, for a cored profile, since P_n^2 is independent of \tilde{r} at small \tilde{r} for all n , we can rewrite Eq. 21 as

$$\tilde{J}_{S(n)}^{cored}(\tilde{\theta}) \propto \tilde{\theta} \int_1^{\tilde{r}_0/\tilde{\theta}} dx [1 - x^{-2}]^{-1/2}. \quad (23)$$

But in this case, we cannot ignore the upper limit of integration, and we find that $\tilde{J}_{S(n)}^{cored}(\tilde{\theta})$ becomes independent of $\tilde{\theta}$ at small angle.

This result matches what is found from a complete numerical calculation for the Burkert profile. More generally, we see from Table II that, as profiles become more cored, the difference in $\langle \theta \rangle / \theta_0$ between the $n = -1, 0, 2$ and 4 become smaller. The above argument suggests that the degeneracy of all four cases is only broken by the behavior of the profile at larger \tilde{r} , as one leaves the core.

For a Burkert profile, $\langle \theta \rangle / \theta_0$ tends to decrease as n increases. This behavior can be readily understood, because annihilation at large angles is dominated by particles which are far from the core. As particles get farther from the core, the escape velocity (which is the largest allowed velocity for a bound particle) decreases, suppressing annihilation for larger n . But interestingly, $\langle \theta \rangle / \theta_0$ tends to increase with n for the case of generalized NFW. The suppression of annihilation far from the core with larger n still occurs in this case. But there is an additional effect; $P_n^2(r)$ has a less steep slope in the

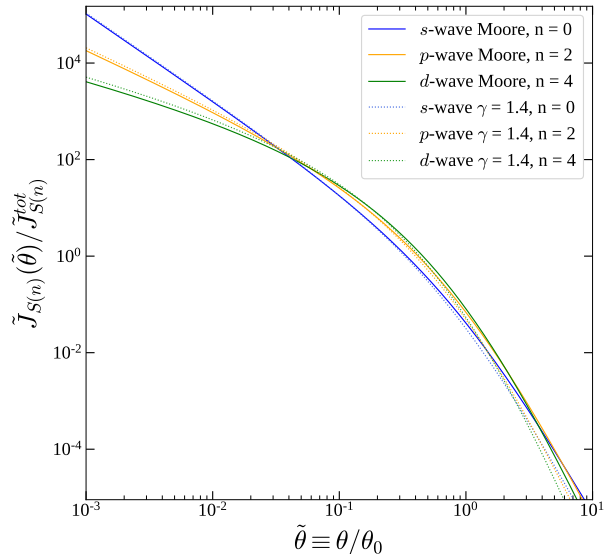


FIG. 4. The scale-free photon angular distribution for the Moore profile (solid lines), with $n = 0, 2, 4$, as labelled. For comparison, the scale-free angular distribution for generalized NFW ($\gamma = 1.4$) is also plotted (dotted lines).

inner region for large n . Thus, for cuspy profiles, as n increases, the angular distribution is suppressed both at large and very small angles, with the overall effect being to increase the average angular size of emission. For a cored profile like Burkert, on the other hand, the second effect is not present, as the angular distribution in the inner slope region is flat for any n .

V. CONCLUSION

We have determined the effective J -factor for the cases of s -wave, p -wave, d -wave and Sommerfeld-enhanced (in the Coulomb limit) dark matter annihilation for a variety of dark matter profiles, including generalized NFW, Einasto, Burkert, and Moore. We have assumed that the dark matter velocity distribution is spherically-symmetric and isotropic, and have recovered the velocity distribution from the density distribution by numerically solving the Eddington inversion equation. If the density-profile is power-law in the inner slope region, then the velocity-distribution in the inner slope region can be determined analytically, yielding results which match the full numerical calculation.

We have found that the dependence of the dark matter annihilation cross section on velocity can potentially be determined from the angular distribution of the photon flux, in the case of a cuspy density profile. The angular dependence of the photon flux at small angles is completely determined by the steepness of the cusp and

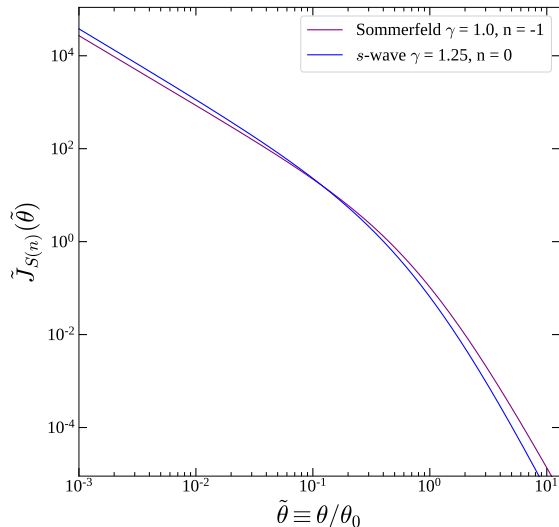


FIG. 5. The scale-free photon angular distribution for a generalized NFW profile, with either $\gamma = 1.25, n = 0$ (blue) or $\gamma = 1.0, n = -1$ (purple).

the power-law velocity dependence. Although there is a degeneracy between these two quantities in the angular distribution at small angles, this degeneracy is broken at larger angles. Thus, with sufficient data and angular resolution, one can fix the velocity-dependence of the annihilation cross section.

For a cored profile, on the other hand, it would generally be more difficult to determine the velocity-dependence of the cross section, since within the core, the velocity distribution is largely independent of position. Thus, although the velocity-dependence of the annihilation cross section will affect the overall rate of dark matter annihilation, it will not affect the distribution within the core. Instead, the effect of the velocity-dependence on the photon angular distribution is largely determined by what happens at the edge of the core.

Our analysis has focused on the magnitude and angular distribution of the dark matter signal. We have not considered astrophysical backgrounds, or the angular res-

olution of a realistic detector. It would be interesting to apply these results to a particular instrument in development, to determine the specifications needed to distinguish the velocity-dependence of a potential signal in practice. For a cuspy profile, it is apparent from Figure 1 that, to resolve the power-law angular slope dependence of the inner slope region, one would need an angular resolution of better than $1/10$ of the angle subtended by the scale radius.

Interestingly, we have found that if the dark matter density profile has a power-law steeper than $\gamma = 4/3$ (an example is the Moore profile), then the rate of Sommerfeld-enhanced annihilation in the Coulomb limit diverges at the core. In a specific particle physics model, one expects that the $1/v$ Sommerfeld-enhancement in the Coulomb limit will not be valid at arbitrarily small velocities, unless the particle mediating dark matter self-interactions is truly massless. It is often assumed that this cut off occurs at velocities which are negligible, but if the profile is steep enough, then this effect cannot be ignored. Moreover, if the dark matter annihilation rate at the core is sufficiently large, then the effect of annihilation on the dark matter distribution also cannot be ignored. It would be interesting to consider Sommerfeld-enhanced annihilation in the very cuspy limit in more detail.

As we have seen, one would need excellent angular resolution to robustly distinguish the dark matter velocity-dependence of a single dark matter subhalo (for recent work on determining the velocity-dependence using an ensemble of subhalos, see, for example, [19, 20]). The Galactic Center is a larger target, and it would be interesting to perform a similar analysis for that case. One important difference, in that case, is that there is a large baryonic contribution to the gravitational potential, which would affect the dark matter velocity distribution.

Acknowledgements

We are grateful to Andrew B. Pace and Louis E. Strigari for useful discussions. The work of BB and VL is supported in part by the Undergraduate Research Opportunities Program, Office of the Vice Provost for Research and Scholarship (OVPRS) at the University of Hawai'i at Mānoa. The work of JK is supported in part by DOE grant DE-SC0010504. The work of JR is supported by NSF grant AST-1934744.

-
- [1] B. Robertson and A. Zentner, *Phys. Rev. D* **79**, 083525 (2009), [arXiv:0902.0362](#).
 - [2] K. Belotsky, A. Kirillov, and M. Khlopov, *Grav. Cosmol.* **20**, 47 (2014), [arXiv:1212.6087 \[astro-ph.HE\]](#).
 - [3] F. Ferrer and D. R. Hunter, *J. Cosmol. Astropart. Phys.* **2013** (09), 005, [arXiv:1306.6586](#).
 - [4] K. K. Boddy, J. Kumar, L. E. Strigari, and M.-Y. Wang, *Phys. Rev. D* **95**, 123008 (2017), [arXiv:1702.00408](#).
 - [5] Y. Zhao, X.-J. Bi, P.-F. Yin, and X. Zhang, *Phys. Rev. D* **97**, 063013 (2018), [arXiv:1711.04696 \[astro-ph.HE\]](#).
 - [6] M. Petac, P. Ullio, and M. Valli, *J. Cosmol. Astropart. Phys.* **2018** (12), 039, [arXiv:1804.05052](#).
 - [7] K. K. Boddy, J. Kumar, and L. E. Strigari, *Phys. Rev. D* **98**, 063012 (2018), [arXiv:1805.08379](#).
 - [8] T. Lacroix, M. Stref, and J. Lavalle, *J. Cosmol. Astropart. Phys.* **2018** (09), 040, [arXiv:1805.02403](#).
 - [9] K. K. Boddy, J. Kumar, J. Runburg, and L. E. Strigari, *Phys. Rev. D* **100**, 063019 (2019), [arXiv:1905.03431](#).
 - [10] K. K. Boddy, J. Kumar, A. B. Pace, J. Runburg, and L. E. Strigari, *Phys. Rev. D* **102**, 023029 (2020),

- [arXiv:1909.13197 \[astro-ph.CO\]](#).
- [11] S. Ando and K. Ishiwata, *Physical Review D* **104**, 10.1103/physrevd.104.023016 (2021).
- [12] J. Kumar and D. Marfatia, *Phys. Rev. D* **88**, 014035 (2013), [arXiv:1305.1611](#).
- [13] F. Giacchino, L. Lopez-Honorez, and M. H. G. Tytgat, *J. Cosmol. Astropart. Phys.* **2013** (10), 025, [arXiv:1307.6480](#).
- [14] T. Toma, *Phys. Rev. Lett.* **111**, 091301 (2013), [arXiv:1307.6181 \[hep-ph\]](#).
- [15] N. Arkani-Hamed, D. P. Finkbeiner, T. R. Slatyer, and N. Weiner, *Phys. Rev. D* **79**, 015014 (2009), [arXiv:0810.0713](#).
- [16] J. L. Feng, M. Kaplinghat, and H.-B. Yu, *Phys. Rev. D* **82**, 083525 (2010), [arXiv:1005.4678](#).
- [17] A. D. Ludlow and R. E. Angulo, *Mon. Not. Roy. Astron. Soc.* **465**, L84 (2017), [arXiv:1610.04620 \[astro-ph.CO\]](#).
- [18] M. Baes and P. Camps, *Monthly Notices of the Royal Astronomical Society* **503**, 2955–2965 (2021).
- [19] E. J. Baxter, J. Kumar, A. B. Pace, and J. Runburg, *JCAP* **07**, 030, [arXiv:2103.11646 \[astro-ph.CO\]](#).
- [20] J. Runburg, E. J. Baxter, and J. Kumar, Submitted to *JCAP* (2021), [arXiv:2106.10399 \[astro-ph.CO\]](#).