
UNDERSTANDING DIMENSIONAL COLLAPSE IN CONTRASTIVE SELF-SUPERVISED LEARNING

Li Jing, Pascal Vincent, Yann LeCun, Yuandong Tian

Facebook AI Research

{ljng, pascal, yann, yuandong}@fb.com

ABSTRACT

Self-supervised visual representation learning aims to learn useful representations without relying on human annotations. Joint embedding approach bases on maximizing the agreement between embedding vectors from different views of the same image. Various methods have been proposed to solve the collapsing problem where all embedding vectors collapse to a trivial constant solution. Among these methods, contrastive learning prevents collapse via negative sample pairs. It has been shown that non-contrastive methods suffer from a lesser collapse problem of a different nature: dimensional collapse, whereby the embedding vectors end up spanning a lower-dimensional subspace instead of the entire available embedding space. Here, we show that dimensional collapse also happens in contrastive learning. In this paper, we shed light on the dynamics at play in contrastive learning that leads to dimensional collapse. Inspired by our theory, we propose a novel contrastive learning method, called *DirectCLR*, which directly optimizes the representation space without relying on a trainable projector. Experiments show that *DirectCLR* outperforms SimCLR with a trainable linear projector on ImageNet.

1 INTRODUCTION

Self-supervised learning aims to learn useful representations of the input data without relying on human annotations. Recent advances in self-supervised visual representation learning based on joint embedding methods (Misra & Maaten, 2020b; He et al., 2020; Chen et al., 2020a; Chen & He, 2020; Grill et al., 2020; Zbontar et al., 2021; Bardes et al., 2021; Chen et al., 2020b; Dwibedi et al., 2021; Li et al., 2021; Misra & Maaten, 2020a; HaoChen et al., 2021; Assran et al., 2021; Caron et al., 2021) show that self-supervised representations have competitive performances compared with supervised ones. These methods generally aim to learn representations invariant to data augmentations by maximizing the agreement between embedding vectors from different distortions of the same images.

As there are trivial solutions where the model maps all input to the same constant vector, known as the collapsing problem, various methods have been proposed to solve this problem that rely on different mechanisms. Contrastive methods like Chen et al. (2020a) and He et al. (2016) define ‘positive’ and ‘negative’ sample pairs which are treated differently in the loss function. Non-contrastive methods like Grill et al. (2020) and Chen & He (2020) use stop-gradient, and an extra predictor to prevent collapse without negative pairs; Caron et al. (2018; 2020) use an additional clustering step; and Zbontar et al. (2021) minimize the redundant information between two branches.

These self-supervised learning methods are successful in preventing complete collapse whereby all representation vectors shrink into a single point. However, it has been observed empirically in non-contrastive learning methods (Hua et al., 2021; Tian et al., 2021) that while embedding vectors do not completely collapse; they collapse along certain dimensions. This is known as *dimensional collapse* (Hua et al., 2021), whereby the embedding vectors only span a lower-dimensional subspace.

In contrastive methods that explicitly use positive and negative pairs in the loss function, it seems intuitive to speculate that the repulsive effect of negative examples should prevent this kind of dimensional collapse and make full use of all dimensions. However, contrary to intuition, contrastive learning methods still suffer from dimensional collapse (See Fig. 7). In this work, we theoretically study the dynamics behind this phenomenon. We show there are two different mechanisms that

cause collapsing: (1) along the feature direction where the variance caused by the data augmentation is larger than the variance caused by the data distribution, the weight collapses. Moreover, (2) even if the covariance of data augmentation has a smaller magnitude than the data variance along all dimensions, the weight will still collapse due to the interplay of weight matrices at different layers known as implicit regularization. This kind of collapsing happens only in networks where the network has more than one layer.

Inspired by our theory, we propose a novel contrastive learning method, called *DirectCLR*, which directly optimizes the encoder (i.e., representation space) without relying on a trainable projector. *DirectCLR* outperforms SimCLR with a linear trainable projector on ImageNet.

We summarize our contributions as follows:

- We empirically show that contrastive self-supervised learning suffers from dimensional collapse whereby all the embedding vectors fall into a lower-dimensional subspace instead of the entire available embedding space.
- We showed that there are two mechanisms causing the dimensional collapse in contrastive learning: (1) strong augmentation along feature dimensions (2) implicit regularization driving models toward low-rank solutions.
- We propose *DirectCLR*, a novel contrastive learning method that directly optimizes the representation space without relying on a trainable projector. *DirectCLR* outperforms SimCLR with a linear trainable projector.

2 RELATED WORKS

2.1 SELF-SUPERVISED LEARNING METHODS

Joint embedding methods are a promising approach in self-supervised learning, whose principle is to match the embedding vectors of augmented views of a training instance. Contrastive methods (Chen et al., 2020a; He et al., 2016) directly compare training samples by effectively viewing each sample as its own class, typically based on the InfoNCE contrastive loss (van den Oord et al., 2018) which encourages representations from positive pairs of examples to be close in the embedding space while representations from negative pairs are pushed away from each other. In practice, contrastive methods are known to require a large number of negative samples. Non-contrastive methods do not directly rely on explicit negative samples. These include clustering-based methods (Caron et al., 2018; 2020), redundancy reduction methods (Zbontar et al., 2021; Bardes et al., 2021) and methods using special architecture design (Grill et al., 2020; Chen & He, 2020).

2.2 THEORETICAL UNDERSTANDING OF SELF-SUPERVISED LEARNING

Although self-supervised learning models have shown success in learning useful representations and have outperformed their supervised counterpart in several downstream transfer learning benchmarks (Chen et al., 2020a), the underlying dynamics of these methods remains somewhat mysterious and poorly understood. Several theoretical works have attempted to understand it. Arora et al. (2019b); Lee et al. (2020); Tosh et al. (2021) theoretically proved that the learned representations via contrastive learning are useful for downstream tasks. Tian et al. (2021) explained why non-contrastive learning methods like BYOL (Grill et al., 2020) and SimSiam (Chen & He, 2020) work: the dynamics of the alignment of eigenspaces between the predictor and its input correlation matrix play a key role in preventing complete collapse.

2.3 IMPLICIT REGULARIZATION

It has been theoretically explained that gradient descent will drive adjacent matrices aligned in a linear neural network setting (Ji & Telgarsky, 2019). Under the aligned matrix assumption, Gunasekar et al. (2018) prove that gradient descent can derive minimal nuclear norm solution. Arora et al. (2019a) extend this concept to the deep linear network case by theoretically and empirically demonstrating that a deep linear network can derive low-rank solutions. In general, over-parametrized neural networks tend to find flatter local minima (Saxe et al., 2019; Neyshabur et al., 2019; Soudry et al., 2018; Barrett & Dherin, 2021).

3 DIMENSIONAL COLLAPSE

Self-supervised learning methods learn useful representation by minimizing the distances between embedding vectors from augmented images (Figure 1a). On its own, this would result in a collapsed solution where the produced representation becomes constant (Figure 1b). Contrastive methods prevent complete collapse via the negative term that pushes embedding vectors of different input images away from each other. In this section, we show that while they prevent complete collapse, contrastive methods still experience a dimensional collapse in which the embedding vectors occupy a lower-dimensional subspace than their dimension (Figure 1c).

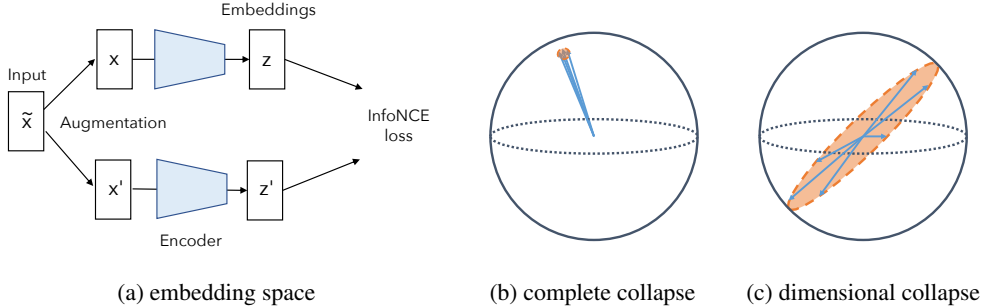


Figure 1: Illustration of the collapsing problem. For complete collapse, the embedding vectors collapse to same point. For dimensional collapse, the embedding vectors only span a lower dimensional space.

We train a SimCLR model (Chen et al. (2020a)) with a two-layer MLP projector. We followed the standard recipe and trained the model on ImageNet for 100 epoch. We evaluate the dimensionality by collecting the embedding vectors on the validation set. Each embedding vector has a size of $d = 128$. We compute the *covariance matrix* $C \in \mathbb{R}^{d \times d}$ of the embedding layer (here $\bar{\mathbf{z}} := \sum_{i=1}^N \mathbf{z}_i / N$ and N is the total number of samples):

$$C = \frac{1}{N} \sum_{i=1}^N (\mathbf{z}_i - \bar{\mathbf{z}})(\mathbf{z}_i - \bar{\mathbf{z}})^T \quad (1)$$

Figure 2 shows singular value decomposition on this matrix ($C = USV^T$, $S = \text{diag}(\sigma^k)$), in sorted order and logarithmic scale ($\{\log(\sigma^k)\}$). We observe that a number of singular values collapse to zero, thus representing collapsed dimensions.

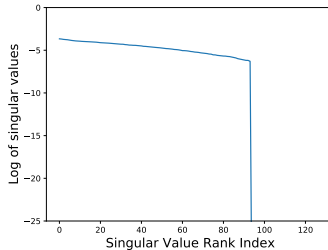


Figure 2: Singular value spectrum of the embedding space. The embedding vectors are computed from a pretrained SimCLR model on the validation set of ImageNet. Each embedding vector has a dimension of 128. The spectrum contains the singular values of the covariance matrix of these embedding vectors in sorted order and logarithmic scale. About 30 singular values drop to zero, indicating those dimensions in the embedding space have collapsed.

4 DIMENSIONAL COLLAPSE CAUSED BY STRONG AUGMENTATION

4.1 LINEAR MODEL

In this section, we explain one scenario for contrastive learning to have collapsed embedding dimensions, where the augmentation surpasses the input information. We focus on a simple linear network setting. We denote the input vector as \mathbf{x} and the augmentation is an additive noise. The network is a single linear layer with weight matrix is W . Hence, the embedding vector is $\mathbf{z} = W\mathbf{x}$. We focus on a typical contrastive loss, InfoNCE (van den Oord et al., 2018):

$$L = - \sum_{i=1}^N \log \frac{\exp(-|\mathbf{z}_i - \mathbf{z}'_i|^2/2)}{\sum_{j \neq i} \exp(-|\mathbf{z}_i - \mathbf{z}_j|^2/2) + \exp(-|\mathbf{z}_i - \mathbf{z}'_i|^2/2)} \quad (2)$$

where \mathbf{z}_i and \mathbf{z}'_i are a pair of embedding vectors from the two branches, \mathbf{z}_j indicates the negative samples within the minibatch. When all \mathbf{z}_i and \mathbf{z}'_i are normalized to be unit vector, the negative distance $-|\mathbf{z}_i - \mathbf{z}'_i|^2/2$ can be replaced by inner products $\mathbf{z}_i^T \mathbf{z}'_i$. The model is trained with a basic stochastic gradient descent without momentum or weight decay.

4.2 GRADIENT FLOW DYNAMICS

We study the dynamics via gradient flow, i.e., gradient descent with an infinitesimally small learning rate.

Lemma 1. *The weight matrix in a linear contrastive self-supervised learning model evolves by:*

$$\dot{W} = -G \quad (3)$$

where $G = \sum_i (\mathbf{g}_{\mathbf{z}_i} \mathbf{x}_i^T + \mathbf{g}_{\mathbf{z}'_i} \mathbf{x}'_i{}^T)$, and $\mathbf{g}_{\mathbf{z}_i}$ is the gradient on the embedding vector \mathbf{z}_i (similarly $\mathbf{g}_{\mathbf{z}'_i}$).

This can be easily proven based on the chain rule. See proof in Appendix B.1. For InfoNCE loss defined in Eqn 2, the gradient of the embedding vector for each branch can be written as

$$\mathbf{g}_{\mathbf{z}_i} = \sum_{j \neq i} \alpha_{ij} (\mathbf{z}_j - \mathbf{z}'_i) + \sum_{j \neq i} \alpha_{ji} (\mathbf{z}_j - \mathbf{z}_i), \quad \mathbf{g}_{\mathbf{z}'_i} = \sum_{j \neq i} \alpha_{ij} (\mathbf{z}'_i - \mathbf{z}_i) \quad (4)$$

where $\{\alpha_{ij}\}$ are the softmax of similarity of between \mathbf{z}_i and $\{\mathbf{z}_j\}$, defined by $\alpha_{ij} = \exp(-|\mathbf{z}_i - \mathbf{z}_j|^2/2)/Z_i$, $\alpha_{ii} = \exp(-|\mathbf{z}_i - \mathbf{z}'_i|^2/2)$, and $Z_i = \sum_{j \neq i} \exp(-|\mathbf{z}_i - \mathbf{z}_j|^2/2) + \exp(-|\mathbf{z}_i - \mathbf{z}'_i|^2/2)$. Hence, $\sum_j \alpha_{ij} = 1$. Since $\mathbf{z}_i = W\mathbf{x}_i$, we have

$$G = -WX \quad (5)$$

where

$$X := - \sum_i \left(\sum_{j \neq i} \alpha_{ij} (\mathbf{x}'_i - \mathbf{x}_j) + \sum_{j \neq i} \alpha_{ji} (\mathbf{x}_i - \mathbf{x}_j) \right) \mathbf{x}_i^T - \sum_i (1 - \alpha_{ii}) (\mathbf{x}'_i - \mathbf{x}_i) \mathbf{x}_i^T \quad (6)$$

Lemma 2. *X is a difference of two PSD matrices:*

$$X = \hat{\Sigma}_0 - \hat{\Sigma}_1 \quad (7)$$

Here $\hat{\Sigma}_0 = \sum_{i,j} \alpha_{ij} (\mathbf{x}_i - \mathbf{x}_j) (\mathbf{x}_i - \mathbf{x}_j)^T$ is a weighted data distribution covariance matrix and $\hat{\Sigma}_1 = \sum_i (1 - \alpha_{ii}) (\mathbf{x}'_i - \mathbf{x}_i) (\mathbf{x}'_i - \mathbf{x}_i)^T$ is a weighted augmentation distribution covariance matrix.

See proof in Appendix B.2. Therefore, the amplitude of augmentation determines whether X is a positive definite matrix.

Next, we look into the dynamics of weight matrix W given property of X .

Theorem 1. *With fixed matrix X (defined in Eqn 6) and strong augmentation such that X has negative eigenvalues, the weight matrix W has vanishing singular values.*

See proof in Appendix B.3.

Corollary 1 (Dimensional Collapse Caused by Strong Augmentation). *With strong augmentation, the embedding space covariance matrix becomes low-rank.*

The embedding space is identified by the singular value spectrum of the covariance matrix on the embedding (Eqn. 1), $C = \sum_i (\mathbf{z}_i - \bar{\mathbf{z}}) (\mathbf{z}_i - \bar{\mathbf{z}})^T / N = \sum_i W (\mathbf{x}_i - \bar{\mathbf{x}}) (\mathbf{x}_i - \bar{\mathbf{x}})^T W^T / N$. Since W has vanishing singular values, C is also low-rank, indicating collapsed dimensions.

5 DIMENSIONAL COLLAPSE CAUSED BY IMPLICIT REGULARIZATION

5.1 TWO-LAYER LINEAR MODEL

With strong augmentation, a linear model under InfoNCE loss will have dimensional collapse. However, such scenarios rely on the condition that the network has a limited capacity which may not hold for real cases. On the other hand, when there is no strong augmentation ($\hat{\Sigma}_1 \prec \hat{\Sigma}_0$) and thus X matrix remains PSD, a single linear model won't have dimensional collapsing. However, interestingly, for deep networks, dimensional collapsing still happens in practice. In the following, we will show that it stems from a different nature: implicit regularization, where over-parametrized linear networks tend to find low-rank solutions.

To understand this counter-intuitive phenomena, we start with the simplest **over-parametrized** setting by choosing the network as a two-layer linear MLP without bias. The weight matrices of these two layers are denoted by $W_1 \in \mathbb{R}^{d \times d}$ and $W_2 \in \mathbb{R}^{d \times d}$. Similar to the setting in Sec 4, the input vector is denoted as \mathbf{x} and the augmentation is an additive noise. The embedding vector from each branch is $\mathbf{z} = W_2 W_1 \mathbf{x}$, hence $\mathbf{z} \in \mathbb{R}^n$. We do not normalize \mathbf{z} . See Figure 3. We use InfoNCE loss defined in Eqn 2. The model is trained with a basic stochastic gradient descent without momentum or weight decay.

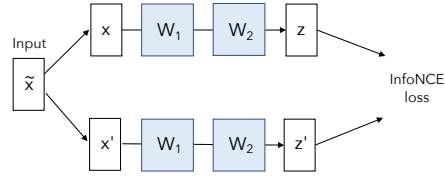


Figure 3: Two-layer Linear Model

5.2 GRADIENT FLOW DYNAMICS

Similar to Lemma 1, we derive the gradient flow on the two weight matrices W_1 and W_2 .

Lemma 3. *The weight matrices of the two layer linear contrastive self-supervised learning model evolves by ($G = \sum_i (\mathbf{g}_{\mathbf{z}_i} \mathbf{x}_i^T + \mathbf{g}_{\mathbf{z}'_i} \mathbf{x}'_i^T)$) is defined in Lemma 1):*

$$\dot{W}_1 = -W_2^T G \quad (8)$$

$$\dot{W}_2 = -G W_1^T \quad (9)$$

This can be easily proven based on the chain rule. See proof in Appendix B.4. For the two layer case, similar to Eqn 5, we have the specific form of G :

$$G = -W_2 W_1 X \quad (10)$$

where X is defined in Eqn 6. According to Lemma 2, we know that with small augmentation, $X = \hat{\Sigma}_0 - \hat{\Sigma}_1 \succ 0$ is a positive-definite matrix.

5.3 WEIGHT ALIGNMENT

Since we have two matrices W_1 and W_2 , the first question is how they interact with each other. We apply singular value decomposition on both matrices W_1 and W_2 , i.e., $W_1 = U_1 S_1 V_1^T$, $W_2 = U_2 S_2 V_2^T$ and $S_1 = \text{diag}([\sigma_1^k])$, $S_2 = \text{diag}([\sigma_2^k])$. The alignment is now governed by the interaction between the adjacent orthonormal matrices $V_2 := [v_2^k]$ and $U_1 = [u_1^k]$. This can be characterized by the *alignment matrix* $A = V_2^T U_1$, whose (k, k') -entry represents the alignment between the k -th right singular vector v_2^k of W_2 and the k' -th left singular vector $u_1^{k'}$ of W_1 . The following shows that indeed W_1 and W_2 aligns.

Theorem 2 (Weight matrices align). *If for all t , $W_2(t)W_1(t) \neq 0$, $X(t)$ is positive-definite and $W_1(+\infty)$, $W_2(+\infty)$ have distinctive singular values, then the alignment matrix $A = V_2^T U_1 \rightarrow I$.*

See proof in Appendix B.5. Here, we also empirically demonstrate that under InfoNCE loss, the absolute value of the alignment matrix A converges to an identity matrix. See Figure 4.

The alignment effect has been studied in other scenarios (Ji & Telgarsky, 2019; Radhakrishnan et al., 2020). In the real case, when some of our assumptions are not satisfied, e.g., there are degenerate




Figure 4: Visualization of the alignment matrix $A = V_2^T U_1$ after training. The setting is a 2-layer linear toy model with each weight matrix of the size of 16x16. The alignment matrix converges to an identity matrix.

singular values in weight matrices, we will not observe a perfect alignment. This can be easily understood by the fact that the singular decomposition is no longer unique given degenerate singular values. In our toy experiment, we specifically initialize the weight matrices to have non-degenerate singular values. In real scenario, when weight matrices are randomly initialized, we will only observe the alignment matrix to converge to a block-diagonal matrix, with each block representing a group of degenerate singular values.

Given the fact that singular vectors corresponding to the same singular value align, we can now study the dynamics of the singular values of each weight matrix W_1 and W_2 .

Theorem 3. *If W_2 and W_1 are aligned (i.e., $V_2 = U_1^T$), then the singular values of the weight matrices W_1 and W_2 under InfoNCE loss evolve by:*

$$\dot{\sigma}_1^k = \sigma_1^k (\sigma_2^k)^2 (\mathbf{v}_1^k)^T X \mathbf{v}_1^k, \quad \dot{\sigma}_2^k = \sigma_2^k (\sigma_1^k)^2 (\mathbf{v}_1^k)^T X \mathbf{v}_1^k \quad (11)$$

See proof in Appendix B.6. According to Eqn. 11, $(\sigma_1^k)^2 = (\sigma_2^k)^2 + C$. We solve the singular value dynamics analytically: $\sigma_1^k = \sigma_1^k ((\sigma_1^k)^2 + C) (\mathbf{v}_1^k)^T X \mathbf{v}_1^k$. This shows that a pair of singular values (singular values with same ranking from the other matrix) have gradients proportional to themselves. Notice that X is a positive definite matrix, the term $\mathbf{v}_1^k)^T X \mathbf{v}_1^k$ is always non-negative. This explains why we observe that the smallest group of singular values grow significantly slower. See demonstrative experiment results in Figure 5a and 5b.

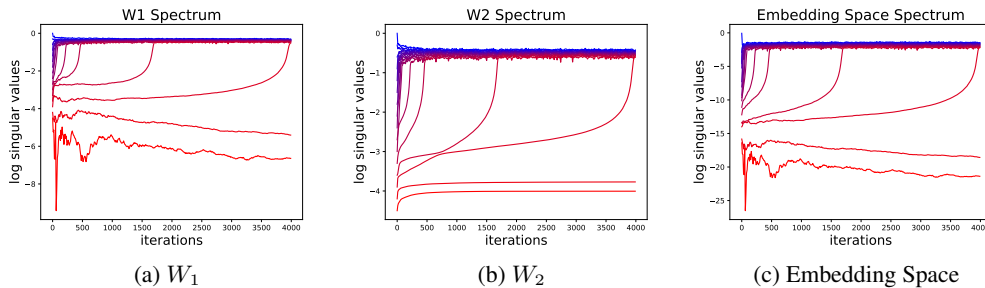


Figure 5: Evolution of the singular values of the weight matrices and the embedding space covariance matrix. The setting is a 2-layer linear toy model with each weight matrix of the size of 16x16. The lowest few singular values of each weight matrix remain significantly smaller.

Corollary 2 (Dimensional Collapse Caused by Implicit Regularization). *With small augmentation and over-parametrized linear networks, the embedding space covariance matrix becomes low-rank.*

The embedding space is identified by the singular value spectrum of the covariance matrix on the embedding vectors, $C = \sum (\mathbf{z} - \bar{\mathbf{z}})(\mathbf{z} - \bar{\mathbf{z}})^T / N = \sum W_2 W_1 (\mathbf{x} - \bar{\mathbf{x}})(\mathbf{x} - \bar{\mathbf{x}})^T W_1^T W_2^T / N$. As $W_2 W_1$ evolves to be low-rank, C is low-rank, indicating collapsed dimensions. See Figure 5c for experimental verification.

5.4 EFFECT OF MORE LAYERS AND NONLINEARITY

In our toy model, we focused on a two-layer linear MLP setting. Here, we empirically show that our theory extends to multilayer and nonlinear cases, as shown in Figure 6a.

Stronger over-parametrization leads to a stronger collapsing effect, which has been shown theoretically (Arora et al., 2019a; Barrett & Dherin, 2021) and empirically (Jing et al., 2020). This can be explained by the fact that more adjacent matrices getting aligned, and the collapsing in the product matrix gets amplified. Note that for a single-layer case, $L = 1$, there is no dimensional collapse in the embedding space, which is consistent with our analysis.

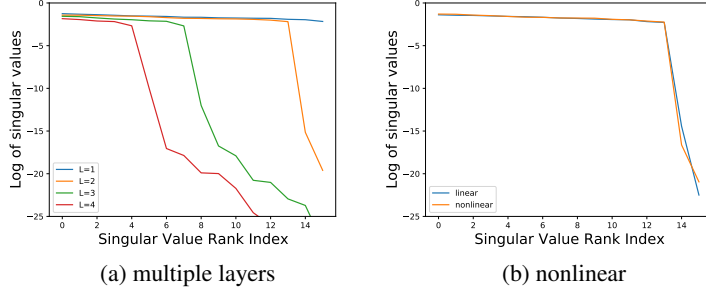


Figure 6: Embedding space singular value spectrum with (a) different layers; (b) nonlinearity. All models use weight matrices with a size of 16×16 . Adding more linear layers in the network leads to more collapsed dimensions. Adding nonlinearity leads to a similar collapsing effect (here $L = 2$).

We empirically show that the collapsing effect also applies to the nonlinear scenario. We insert ReLU between linear layers ($L = 2$) and observe a similar singular value collapse compared to the linear case. See Figure 6b.

6 DIRECTCLR

6.1 MOTIVATION

We now leverage our theoretical finding to design novel algorithms. Here we are targeting the projector component in contrastive learning.

Empirically, adding a projector substantially improves the quality of the learned representation and downstream performance (Chen et al., 2020a). Checking the spectrum of the representation layer also reveals a difference with/without a projector. To see this, we train two SimCLR models with and without a projector. The representation space spectrum are shown in Figure 7b. The dimensional collapse in representation space happens when the model is trained without a projector. Thus, the projector prevents the collapse in the representation space.

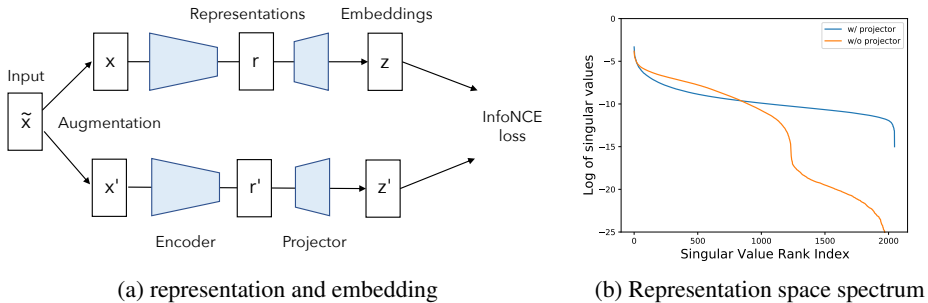


Figure 7: (a) Definition of representation and the embedding space; (b) Singular value spectrums of the representation space of pretrained contrastive learning models (pretrained with or without a projector). The representation vectors are the output from the ResNet50 encoder and directly used for downstream tasks. Each representation vector has a dimension of 2048. Without a projector, SimCLR suffers from dimensional collapse in the representation space.

The projector in contrastive learning is essential to prevent dimensional collapse in the representation space. Based on our theory, we claim the following propositions regarding the role of projector in contrastive learning models.

1. The gradient will drive the projector weight matrix aligned with the last layer of the encoder backbone. We suspect that such alignment effect $V_2^T U_1 \rightarrow I$ only requires one of V_2 and U_1 to evolve. Therefore, the projector weight matrix only needs to be **diagonal**.
2. The projector only applies a gradient to a subspace to the representations. Therefore, the projector weight matrix only needs to be **low-rank**.

6.2 MAIN IDEA

We propose to remove the projector in contrastive learning by directly sending a sub-vector of the representation vector to the loss function. We call our method *DirectCLR*. In contrast to all recent state-of-the-art self-supervised learning methods, our method directly optimizes the representation space. See Figure 8, *DirectCLR* picks a subvector of the representation $\mathbf{z} = \mathbf{r}[0 : d_0]$, where d_0 is a hyperparameter. Then, it applies a standard InfoNCE loss on this normalized subvector $\hat{\mathbf{z}} = \mathbf{z}/|\mathbf{z}|$,

$$L = \sum_i \log \frac{\exp(\hat{\mathbf{z}}_i \cdot \hat{\mathbf{z}}'_i)}{\sum_j \exp(\hat{\mathbf{z}}_i \cdot \hat{\mathbf{z}}'_j)}.$$

We train *DirectCLR* with a standard recipe of SimCLR for 100 epochs on ImageNet. The backbone encoder is a ResNet50. *DirectCLR* demonstrates better performance compared to SimCLR with a trainable linear projector on ImageNet. The linear probe accuracies for each model are listed in Table 1.

Loss function	Projector	Top-1 Accuracy
SimCLR	2-layer nonlinear projector	66.5
SimCLR	1-layer linear projector	61.1
SimCLR	no projector	51.5
<i>DirectCLR</i>	no projector	62.7

Table 1: Linear probe accuracy on ImageNet. Each model is trained on ImageNet for 100 epochs with standard training recipe. The backbone encoder is a ResNet50. *DirectCLR* outperforms SimCLR with 1-layer linear projector.

We visualize the learnt representation space spectrum in Figure 9. *DirectCLR* prevents dimensional collapse in the representation space similar to the functionality of a trainable projector in SimCLR.

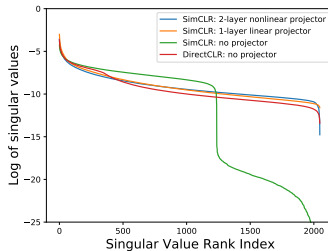


Figure 9: Representation space spectrum of *DirectCLR* compared to SimCLR (a) with a 2-layer nonlinear projector (b) with a 1-layer linear projector (c) without projector. The spectrums are computed based on the output from the backbone, using ImageNet validation set. Similar to SimCLR with projectors, *DirectCLR* is able to prevent dimensional collapse in the representation space.

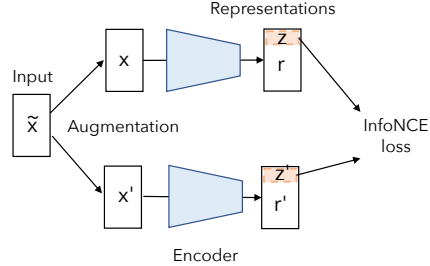


Figure 8: *DirectCLR*: no trainable projector, simply apply InfoNCE loss on the a fixed sub-vector of the representations

One may suspect that the contrastive loss in *DirectCLR* does not apply a gradient on the rest part of the representation vector $\mathbf{r}[d_0 :]$, then why these dimensions would contain useful information? In fact, the entire representation vector \mathbf{r} is trained and contains useful information. The rest part of the representation vector is copied from the layer before the last residual block via residual connection. This part of the representation does not experience a gradient directly from the loss function but is updated by the gradient through the convolution block. Thus, *DirectCLR* takes advantage of the residual connection in the ResNet backbone. See Figure 10.

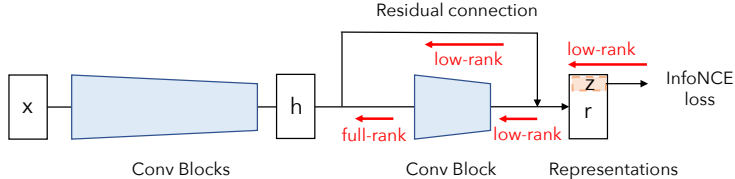


Figure 10: How *DirectCLR* works. The rest part the representation vector does not directly see gradient from the loss function. But it is copied from the previous layer via residual connection, which experiences full rank gradient passed through the last convolution block.

6.3 ABLATION STUDY

Fixed low-rank projector: *DirectCLR* is equivalent to SimCLR with a fixed linear projector with a diagonal matrix. We observe that it performs similarly on ImageNet when using a fixed low-rank matrix as a projector, which achieves 62.3% linear probe accuracy. The singular values of this low-rank matrix are set to have d_0 numbers of 1 and 0 for the rest. The corresponding singular vectors of this matrix are all randomly generated. Therefore, their only difference is that this fixed projector has an extra fixed orthogonal matrix in between. This shows that the representation space (or equivalently the previous layer) has evolved to be aligned to this orthogonal matrix during training.

Trainable diagonal projector: We trained a SimCLR model with a trainable projector that is constrained only to have diagonal terms. The model achieves 60.2% linear probe accuracy on ImageNet, which is comparable to a SimCLR with a 1-layer linear projector. This can also be explained by the alignment phenomenon that the projector gets aligned with the previous layer in the backbone. We suspect that initialization is the reason why this model is slightly worse than a SimCLR with a 1-layer linear trainable projector: the singular value of a random matrix is different from the uniform distribution.

Linear probe on subvector \mathbf{z} : For *DirectCLR*, we perform a linear probe only on the sub-vector \mathbf{z} and get 47.9% accuracy on ImageNet. This shows that the rest of \mathbf{r} still contains useful information even though it does not see gradient directly coming from the loss function.

7 CONCLUSIONS

In this work, we showed that contrastive self-supervised learning suffers from dimensional collapse, where the embedding vectors only span a lower-dimensional subspace. We provided the theoretical understanding of this phenomenon and showed that there are two mechanisms causing dimensional collapse: strong augmentation and implicit regularization. Inspired by our theory, we proposed a novel contrastive self-supervised learning method *DirectCLR* that directly optimizes the representation space without relying on a trainable projector. *DirectCLR* outperforms SimCLR with a linear projector on ImageNet.

REPRODUCIBILITY STATEMENT

We provide detailed proof for every lemma and theorem in the Appendices. We provide an anonymous and executable code for reproducing the results of the experiment section in the supplementary material. We will upload the code to a public Github repo after publication.

REFERENCES

- Sanjeev Arora, Nadav Cohen, W. Hu, and Yuping Luo. Implicit regularization in deep matrix factorization. In *NeurIPS*, 2019a.
- Sanjeev Arora, H. Khandeparkar, M. Khodak, Orestis Plevrakis, and Nikunj Saunshi. A theoretical analysis of contrastive unsupervised representation learning. In *ICML*, 2019b.
- Mahmoud Assran, Mathilde Caron, Ishan Misra, Piotr Bojanowski, Armand Joulin, Nicolas Balas, and Michael G. Rabbat. Semi-supervised learning of visual features by non-parametrically predicting view assignments with support samples. *ArXiv*, abs/2104.13963, 2021.
- Adrien Bardes, J. Ponce, and Y. LeCun. Vicreg: Variance-invariance-covariance regularization for self-supervised learning. *ArXiv*, abs/2105.04906, 2021.
- D. Barrett and B. Dherin. Implicit gradient regularization. *ArXiv*, abs/2009.11162, 2021.
- Mathilde Caron, Piotr Bojanowski, Armand Joulin, and M. Douze. Deep clustering for unsupervised learning of visual features. In *ECCV*, 2018.
- Mathilde Caron, Ishan Misra, Julien Mairal, Priya Goyal, Piotr Bojanowski, and Armand Joulin. Unsupervised learning of visual features by contrasting cluster assignments. In *NeurIPS*, 2020.
- Mathilde Caron, Hugo Touvron, Ishan Misra, Hervé Jégou, J. Mairal, Piotr Bojanowski, and Armand Joulin. Emerging properties in self-supervised vision transformers. *ArXiv*, abs/2104.14294, 2021.
- Ting Chen, Simon Kornblith, Mohammad Norouzi, and Geoffrey E. Hinton. A simple framework for contrastive learning of visual representations. 2020a.
- Xinlei Chen and Kaiming He. Exploring simple siamese representation learning. In *CVPR*, 2020.
- Xinlei Chen, Haoqi Fan, Ross B. Girshick, and Kaiming He. Improved baselines with momentum contrastive learning. *ArXiv*, abs/2003.04297, 2020b.
- Debidatta Dwibedi, Yusuf Aytar, Jonathan Tompson, Pierre Sermanet, and Andrew Zisserman. With a little help from my friends: Nearest-neighbor contrastive learning of visual representations. *ArXiv*, abs/2104.14548, 2021.
- Jean-Bastien Grill, Florian Strub, Florent Alché, Corentin Tallec, Pierre H. Richemond, Elena Buchatskaya, Carl Doersch, Bernardo Avila Pires, Zhaohan Daniel Guo, Mohammad Gheshlaghi Azar, Bilal Piot, Koray Kavukcuoglu, Rémi Munos, and Michal Valko. Bootstrap your own latent: A new approach to self-supervised learning. In *NeurIPS*, 2020.
- Suriya Gunasekar, Blake E. Woodworth, Srinadh Bhojanapalli, Behnam Neyshabur, and Nathan Srebro. Implicit regularization in matrix factorization. *2018 Information Theory and Applications Workshop (ITA)*, pp. 1–10, 2018.
- Jeff Z. HaoChen, Colin Wei, Adrien Gaidon, and Tengyu Ma. Provable guarantees for self-supervised deep learning with spectral contrastive loss. *ArXiv*, abs/2106.04156, 2021.
- Kaiming He, Xiangyu Zhang, Shaoqing Ren, and Jian Sun. Deep residual learning for image recognition. In *CVPR*, 2016.
- Kaiming He, Haoqi Fan, Yuxin Wu, Saining Xie, and Ross B. Girshick. Momentum contrast for unsupervised visual representation learning. *2020 IEEE/CVF Conference on Computer Vision and Pattern Recognition (CVPR)*, pp. 9726–9735, 2020.
- Tianyu Hua, Wenxiao Wang, Zihui Xue, Yue Wang, Sucheng Ren, and Hang Zhao. On feature decorrelation in self-supervised learning. *ArXiv*, abs/2105.00470, 2021.
- Ziwei Ji and Matus Telgarsky. Gradient descent aligns the layers of deep linear networks. *ArXiv*, abs/1810.02032, 2019.

-
- L. Jing, J. Zbontar, and Y. LeCun. Implicit rank-minimizing autoencoder. *ArXiv*, abs/2010.00679, 2020.
- J. Lee, Qi Lei, Nikunj Saunshi, and Jiacheng Zhuo. Predicting what you already know helps: Provable self-supervised learning. *ArXiv*, abs/2008.01064, 2020.
- Junnan Li, Pan Zhou, Caiming Xiong, R. Socher, and S. Hoi. Prototypical contrastive learning of unsupervised representations. *ArXiv*, abs/2005.04966, 2021.
- Ishan Misra and L. V. D. Maaten. Self-supervised learning of pretext-invariant representations. *2020 IEEE/CVF Conference on Computer Vision and Pattern Recognition (CVPR)*, pp. 6706–6716, 2020a.
- Ishan Misra and Laurens van der Maaten. Self-supervised learning of pretext-invariant representations. In *CVPR*, 2020b.
- Behnam Neyshabur, Zhiyuan Li, Srinadh Bhojanapalli, Y. LeCun, and Nathan Srebro. Towards understanding the role of over-parametrization in generalization of neural networks. *ArXiv*, abs/1805.12076, 2019.
- Adityanarayanan Radhakrishnan, Eshaan Nichani, D. Bernstein, and Caroline Uhler. On alignment in deep linear neural networks. *arXiv: Learning*, 2020.
- Andrew M. Saxe, James L. McClelland, and S. Ganguli. A mathematical theory of semantic development in deep neural networks. *Proceedings of the National Academy of Sciences*, 116:11537 – 11546, 2019.
- Daniel Soudry, E. Hoffer, Suriya Gunasekar, and Nathan Srebro. The implicit bias of gradient descent on separable data. *ArXiv*, abs/1710.10345, 2018.
- Yuangdong Tian, Xinlei Chen, and S. Ganguli. Understanding self-supervised learning dynamics without contrastive pairs. *ArXiv*, abs/2102.06810, 2021.
- Christopher Tosh, A. Krishnamurthy, and Daniel J. Hsu. Contrastive learning, multi-view redundancy, and linear models. *ArXiv*, abs/2008.10150, 2021.
- Aäron van den Oord, Y. Li, and Oriol Vinyals. Representation learning with contrastive predictive coding. *ArXiv*, abs/1807.03748, 2018.
- Jure Zbontar, Li Jing, Ishan Misra, Yann LeCun, and Stéphane Deny. Barlow twins: Self-supervised learning via redundancy reduction. *arXiv preprint arxiv:2103.03230*, 2021.

A USEFUL LEMMAS

We adapt two useful lemmas from Arora et al. (2019a).

Lemma 4. *Given a matrix W and the dynamics that W evolves by \dot{W} , the singular values of this matrix evolve by:*

$$\dot{\sigma}^k = \mathbf{u}^{kT} \dot{W} \mathbf{v}^k \quad (12)$$

where \mathbf{u}^k and \mathbf{v}^k are singular value σ^k 's corresponding left and right singular vectors. i.e. the k -th column of matrices U and V respectively.

Proof. Given a matrix W and its singular value decomposition $W = USV^T$. We have the dynamics of the matrix

$$\dot{W} = \dot{U}SV^T + U\dot{S}V^T + US\dot{V}^T$$

Multiplying U^T from the left and multiplying V from the right, considering U and V are orthogonal matrices, we have

$$U^T \dot{W} V = U^T \dot{U} S + \dot{S} + S \dot{V}^T V$$

Since $S = \text{diag}(\sigma^k)$ is a diagonal matrix, we have

$$\dot{\sigma}^k = \mathbf{u}^{kT} \dot{W} \mathbf{v}^k - \mathbf{u}^{kT} \dot{\mathbf{u}}^k \sigma^k - \sigma^k \dot{\mathbf{v}}^{kT} \mathbf{v}^k$$

Again, considering \mathbf{u}^k and \mathbf{v}^k have unit-norm, we have $\mathbf{u}^{kT} \dot{\mathbf{u}}^k = 0$ and $\dot{\mathbf{v}}^{kT} \mathbf{v}^k = 0$. Therefore, we derive

$$\dot{\sigma}^k = \mathbf{u}^{kT} \dot{W} \mathbf{v}^k$$

□

Lemma 5. *Given a matrix W and the dynamics that W evolves by \dot{W} , the singular vectors of this matrix evolve by:*

$$\dot{U} = U(H \odot (U^T \dot{W} V S + S V^T \dot{W}^T U)) \quad (13)$$

$$\dot{V} = V(H \odot (V^T \dot{W}^T U S + S U^T \dot{W} V)) \quad (14)$$

where \odot represents Hadamard element-wise multiplication. H is a skew-symmetric matrix

$$H^{k,k'} = \begin{cases} 1/(\sigma^{k^2} - \sigma^{k'^2}) & \text{if } k \neq k' \\ 0 & \text{if } k = k' \end{cases} \quad (15)$$

Proof. Same as proof for Lemma 1, we start from the following equation

$$U^T \dot{W} V = U^T \dot{U} S + \dot{S} + S \dot{V}^T V$$

Considering the fact that $U^T \dot{U}$ and $\dot{V}^T V$ are skew-symmetric matrices, whose diagonal terms are all zero, we Hadamard-multiply \bar{I} to both sides of the equation. Here, \bar{I} has all diagonal values equal zeros and all off-diagonal values equal to one, we have

$$\bar{I} \odot U^T \dot{W} V = U^T \dot{U} S + S \dot{V}^T V \quad (16)$$

Taking transpose, we have

$$\bar{I} \odot V^T \dot{W} U = -S U^T \dot{U} - \dot{V}^T V S \quad (17)$$

Right-multiplying S to Eqn 16 and left-multiplying S to Eqn 17, then adding them up, we have

$$U^T \dot{U} S^2 - S^2 U^T \dot{U} = \bar{I} \odot (U^T \dot{W} V S + S V^T \dot{W} U)$$

Therefore, we have

$$\dot{U} = U(H \odot (U^T \dot{W} V S + S V^T \dot{W}^T U))$$

where

$$H^{k,k'} = \begin{cases} 1/(\sigma^{k^2} - \sigma^{k'^2}) & \text{if } k \neq k' \\ 0 & \text{if } k = k' \end{cases}$$

Similar proof applies to Eqn 14. □

Lemma 6 (Alignment matrix dynamics). *The alignment matrix A , defined by $A = V_2^T U_1$, evolves by:*

$$\dot{A} = -A(H_1 \odot (A^T F + F^T A)) + (H_2 \odot (A F^T + F A^T)) A \quad (18)$$

where \odot represents Hadamard (element-wise) multiplication. H_1 is a skew-symmetric matrix, whose (k, k') -entry is given by

$$H_1^{k,k'} = \begin{cases} 1/(\sigma_l^{k^2} - \sigma_l^{k'^2}) & \text{if } k \neq k' \\ 0 & \text{if } k = k' \end{cases} \quad (19)$$

and F is defined by

$$F = S_2 U_2^T G V_1 S_1 \quad (20)$$

Proof. According to Lemma. 5, we have

$$\begin{aligned}\dot{U}_1 &= U_1(H_1 \odot (U_1^T \dot{W}_1 V_1 S_1 + S_1 V_1^T \dot{W}_1^T U_1)) \\ \dot{V}_2 &= V_2(H_2 \odot (V_2^T \dot{W}_2^T U_2 S_2 + S_2 U_2^T \dot{W}_2 V_2))\end{aligned}$$

Plugging the above two equations and Eqn 8, Eqn 9, the dynamics of the alignment matrix $A = V_2^T U_1$ can be written as

$$\begin{aligned}\dot{A} &= V_2^T \dot{U}_1 + \dot{V}_2^T U_1 \\ &= V_2^T U_1(H_1 \odot (U_1^T \dot{W}_1 V_1 S_1 + S_1 V_1^T \dot{W}_1^T U_1)) + (H_2 \odot (V_2^T \dot{W}_2^T U_2 S_2 + S_2 U_2^T \dot{W}_2 V_2))^T V_2^T U_1 \\ &= -A(H_1 \odot (U_1^T W_2^T G V_1 S_1 + S_1 V_1^T G^T W_2 U_1)) + (H_2 \odot (S_2 U_2^T G W_1^T V_2 + V_2^T W_1 G^T U_2 S_2))A \\ &= -A(H_1 \odot (U_1^T V_2 S_2 U_2^T G V_1 S_1 + S_1 V_1^T G^T U_2 S_2 V_2^T U_1)) \\ &\quad + (H_2 \odot (S_2 U_2^T G V_1 S_1 U_1^T V_2 + V_2^T U_1 S_1 V_1^T G^T U_2 S_2))A \\ &= -A(H_1 \odot (A^T S_2 U_2^T G V_1 S_1 + S_1 V_1^T G^T U_2 S_2 A) \\ &\quad + (H_2 \odot (S_2 U_2^T G V_1 S_1 A^T + A S_1 V_1^T G^T U_2 S_2))A \\ &= -A(H_1 \odot (A^T F + F^T A)) + (H_2 \odot (A F^T + F A^T))A\end{aligned}$$

where

$$F = S_2 U_2^T G V_1 S_1$$

□

Lemma 7 (Singular value dynamics). *The singular values of the weight matrices W_1 and W_2 evolve by:*

$$\dot{\sigma}_1^k = - \sum_{k'} (\mathbf{v}_2^{k'T} \mathbf{u}_1^k) \sigma_2^{k'} (\mathbf{u}_2^{k'T} G \mathbf{v}_1^k) \quad (21)$$

$$\dot{\sigma}_2^k = - \sum_{k'} (\mathbf{u}_1^{k'T} \mathbf{v}_2^k) \sigma_1^{k'} (\mathbf{u}_2^{k'T} G \mathbf{v}_1^{k'}) \quad (22)$$

Proof. According to Lemma 4,

$$\dot{\sigma}_1^r = \mathbf{u}_1^{rT} \dot{W}_1 \mathbf{v}_1^r$$

Plugging in Eqn 8, we have

$$\begin{aligned}\dot{\sigma}_1^k &= -\mathbf{u}_1^{kT} W_2^T G \mathbf{v}_1^k \\ &= -\mathbf{u}_1^{kT} V_2 S_2 U_2^T G \mathbf{v}_1^k \\ &= - \sum_{k'} (\mathbf{v}_2^{k'T} \mathbf{u}_1^k) \sigma_2^{k'} (\mathbf{u}_2^{k'T} G \mathbf{v}_1^k)\end{aligned}$$

Similar proof applies to Eqn 22. □

B DELAYED PROOFS

B.1 PROOF OF LEMMA 1

The gradient on matrix W is

$$\frac{dL}{dW} = \sum_i \left(\frac{\partial L}{\partial \mathbf{z}_i} \frac{\partial \mathbf{z}_i}{\partial W} + \frac{\partial L}{\partial \mathbf{z}'_i} \frac{\partial \mathbf{z}'_i}{\partial W} \right)$$

We denote the gradient on \mathbf{z}_i and \mathbf{z}'_i as $\mathbf{g}_{\mathbf{z}_i}$ and $\mathbf{g}_{\mathbf{z}'_i}$, respectively. Since $\frac{\partial \mathbf{z}_i}{\partial W} = \mathbf{x}_i$ and $\frac{\partial \mathbf{z}'_i}{\partial W} = \mathbf{x}'_i$, we get

$$\dot{W} = - \left(\frac{dL}{dW} \right)^T = - \sum_i (\mathbf{g}_{\mathbf{z}_i} \mathbf{x}_i^T + \mathbf{g}_{\mathbf{z}'_i} \mathbf{x}'_i^T)$$

B.2 PROOF OF LEMMA 2

Proof. X is defined in Eqn 6.

$$\begin{aligned}
X &= \sum_i \left(\sum_{j \neq i} \alpha_{ij} (\mathbf{x}'_i - \mathbf{x}_j) + \sum_{j \neq i} \alpha_{ji} (\mathbf{x}_i - \mathbf{x}_j) \right) \mathbf{x}_i^T - \sum_i (1 - \alpha_{ii}) (\mathbf{x}'_i - \mathbf{x}_i) \mathbf{x}'_i{}^T \\
&= \sum_i \sum_{j \neq i} \alpha_{ij} \mathbf{x}'_i \mathbf{x}_i^T - \sum_i \sum_{j \neq i} \alpha_{ij} \mathbf{x}_j \mathbf{x}_i^T + \sum_i \sum_{j \neq i} \alpha_{ji} (\mathbf{x}_i - \mathbf{x}_j) (\mathbf{x}_i - \mathbf{x}_j)^T \\
&\quad + \sum_i \sum_{j \neq i} \alpha_{ji} (\mathbf{x}_i - \mathbf{x}_j) \mathbf{x}_j^T - \sum_i (1 - \alpha_{ii}) (\mathbf{x}'_i - \mathbf{x}_i) (\mathbf{x}'_i - \mathbf{x}_i)^T - \sum_i (1 - \alpha_{ii}) (\mathbf{x}'_i - \mathbf{x}_i) \mathbf{x}_i^T
\end{aligned}$$

Given the fact that $\sum_{j \neq i} \alpha_{ij} = 1 - \alpha_{ii}$, we have $\sum_i \sum_{j \neq i} \alpha_{ij} \mathbf{x}'_i \mathbf{x}_i^T = \sum_i (1 - \alpha_{ii}) \mathbf{x}'_i \mathbf{x}_i^T$. Also, since $\sum_i \sum_{j \neq i}$ iterates all pairs of i, j , we can replace the index between i and j , we have $\sum_i \sum_{j \neq i} \alpha_{ij} \mathbf{x}_j \mathbf{x}_i^T = \sum_i \sum_{j \neq i} \alpha_{ji} \mathbf{x}_i \mathbf{x}_j^T$.

Therefore

$$X = \sum_i \sum_{j \neq i} \alpha_{ji} (\mathbf{x}_i - \mathbf{x}_j) (\mathbf{x}_i - \mathbf{x}_j)^T - \sum_i (1 - \alpha_{ii}) (\mathbf{x}'_i - \mathbf{x}_i) (\mathbf{x}'_i - \mathbf{x}_i)^T$$

□

B.3 PROOF OF THEOREM 1

Proof. According to Lemma 1, we have

$$\frac{d}{dt} W = W X \quad (23)$$

For a fixed X , we solve this equation analytically,

$$W(t) = W(0) \exp(Xt)$$

Apply eigen-decomposition on X , $X = U \Lambda U^T$. Then we have $\exp(Xt) = U \exp(\Lambda t) U^T$. Therefore,

$$W(t) = W(0) U \exp(\Lambda t) U^T$$

Because X has negative eigenvalues, i.e., Λ has negative terms, we have for $t \rightarrow \infty$, $\exp(\Lambda t)$ is rank deficient. Therefore, we know that $W(\infty)$ is also rank deficient, the weight matrix W has vanishing singular values.

□

B.4 PROOF OF LEMMA 3

Proof. The gradient on matrix W_2 is

$$\frac{dL}{dW_2} = \sum_i \left(\frac{\partial L}{\partial \mathbf{z}_i} \frac{\partial \mathbf{z}_i}{\partial W_2} + \frac{\partial L}{\partial \mathbf{z}'_i} \frac{\partial \mathbf{z}'_i}{\partial W_2} \right) \quad (24)$$

We denote the gradient on \mathbf{z}_i and \mathbf{z}'_i as $\mathbf{g}_{\mathbf{z}_i}$ and $\mathbf{g}_{\mathbf{z}'_i}$, respectively. Since $\frac{\partial \mathbf{z}_i}{\partial W_2} = W_1 \mathbf{x}_i$ and $\frac{\partial \mathbf{z}'_i}{\partial W_2} = W_1 \mathbf{x}'_i$, we get

$$\dot{W}_2 = - \left(\frac{dL}{dW_2} \right)^T = - \sum_i (\mathbf{g}_{\mathbf{z}_i} \mathbf{x}_i^T + \mathbf{g}_{\mathbf{z}'_i} \mathbf{x}'_i{}^T) W_1^T \quad (25)$$

Similar proof applies to W_1 .

□

B.5 PROOF OF THEOREM 2

Here, we prove that under the assumption that singular values are non-degenerate, the alignment matrix $A = V_2^T U_1$ converges to identity matrix.

Proof. According to Lemma 3, we have

$$\begin{aligned}\frac{d}{dt}(W_1 W_1^T) &= -W_1 G^T W_2 - W_2^T G W_1^T \\ \frac{d}{dt}(W_2^T W_2) &= -W_2^T G W_1^T - W_1 G^T W_2\end{aligned}$$

therefore,

$$\frac{d}{dt}(W_1 W_1^T - W_2^T W_2) = 0$$

or

$$W_1 W_1^T - W_2^T W_2 = C$$

Next, we show that the Frobenius norm of each weight matrix grow to infinitely.

$$\frac{d}{dt} \|W_1\|_F^2 = \frac{d}{dt} \text{tr}(W_1 W_1^T) = -\text{tr}(W_2^T G W_1^T) - \text{tr}(W_1 G^T W_2)$$

According to Eqn 10, $G = -W_2 W_1 X$, we have

$$\begin{aligned}-\text{tr}(W_2^T G W_1^T) &= \text{tr}(W_2^T W_2 W_1 X W_1^T) \\ &= \text{tr}(W_2 W_1 X W_1^T W_2^T)\end{aligned}$$

Because X is a positive definite matrix and for all t , $W_2(t)W_1(t) \neq 0$, we know $B := W_2 W_1 X W_1^T W_2^T$ is positive semi-definite and $B \neq 0$. Therefore, $\text{tr}(B) = \sum_k \lambda_k(B) > 0$ since not all eigenvalues of B are zero.

Therefore, we know $\|W_1\|_F^2 \rightarrow +\infty$ (similarly $\|W_2\|_F^2 \rightarrow +\infty$). In the limit $t \rightarrow +\infty$, we have

$$W_1 W_1^T = W_2^T W_2$$

Plug in the singular value decomposition of W_1 and W_2 , we have $U_1 S_1^2 U_1^T = V_2 S_2^2 V_2^T$. Assuming W_1 and W_2 have non-degenerate singular values, due to the uniqueness of eigen-decomposition, we have

$$U_1 = V_2$$

therefore,

$$V_2^T U_1 = I$$

□

Remark. Note that when the non-degenerate singular value assumption does not hold, the corresponding singular vectors are not unique and we will not observe the corresponding dimensions becoming aligned.

B.6 PROOF OF THEOREM 3

Proof. According to Theorem 2, for σ_1^k and σ_2^k with same index, the corresponding singular vector pairs \mathbf{v}_2^k and \mathbf{u}_1^k will get aligned, i.e., $\mathbf{v}_2^{k'T} \mathbf{u}_1^k \rightarrow \delta_{i,j}$. Therefore, Eqn 21 and Eqn 22 can be simplified to

$$\begin{aligned}\dot{\sigma}_1^k &\rightarrow -\sigma_2^k (\mathbf{u}_2^{k'T} G \mathbf{v}_1^k) \\ \dot{\sigma}_2^k &\rightarrow -\sigma_1^k (\mathbf{u}_2^{k'T} G \mathbf{v}_1^k)\end{aligned}$$

Insert Eqn 10 and considering the alignment, we derive

$$\begin{aligned}\dot{\sigma}_1^k &\rightarrow \sigma_1^k (\sigma_2^k)^2 (\mathbf{v}_1^{k'T} X \mathbf{v}_1^k) \\ \dot{\sigma}_2^k &\rightarrow \sigma_2^k (\sigma_1^k)^2 (\mathbf{v}_1^{k'T} X \mathbf{v}_1^k)\end{aligned}$$

□