

Prioritization of COVID-19-related literature via unsupervised keyphrase extraction and document representation learning

Blaž Škrj^{1,2}[0000-0002-9916-8756], Marko Jukič³, Nika Eržen,
Senja Pollak¹[0000-0002-4380-0863], and Nada Lavrač^{1,2}

¹ Jožef Stefan Institute, Ljubljana, Slovenia

² Jožef Stefan International Postgraduate School, Ljubljana, Slovenia

³ Faculty of Chemistry and Chemical Technology, University of Maribor, Slovenia

Abstract. The COVID-19 pandemic triggered a wave of novel scientific literature that is impossible to inspect and study in a reasonable time frame manually. Current machine learning methods offer to project such body of literature into the vector space, where similar documents are located close to each other, offering an insightful exploration of scientific papers and other knowledge sources associated with COVID-19. However, to start searching, such texts need to be appropriately annotated, which is seldom the case due to the lack of human resources. In our system, the current body of COVID-19-related literature is annotated using unsupervised keyphrase extraction, facilitating the initial queries to the latent space containing the learned document embeddings (low-dimensional representations). The solution is accessible through a web server capable of interactive search, term ranking, and exploration of potentially interesting literature. We demonstrate the usefulness of the approach via case studies from the medicinal chemistry domain.

Keywords: COVID-19 · literature-based discovery · representation learning

Published version at https://link.springer.com/chapter/10.1007/978-3-030-88942-5_16

1 Introduction

Severe acute respiratory syndrome coronavirus 2 or SARS-CoV-2 is a coronavirus, member of the *Coronaviridae* family, a positive-sense single-stranded (+ssRNA) RNA virus [1]. The novel virus (initially 2019-nCoV now named SARS-CoV-2; ‘n’ - novel) was reported in December of 2019 to be originating from Wuhan, Hubei China [40]. In the closing of 2019-early 2020, the virus caused a global pandemic of the COVID-19 disease [35]. The latter is of grave concern, as the majority of cases display mild symptoms, but up to 15 % of patients progress to pneumonia and multi-organ failure leading to potential death, especially without medical assistance [36].

While there are no registered drugs, but several drug and vaccine discovery programs are being actively developed and scaled up, the scientific community coherently responded to the COVID-19 pandemic resulting in an increasing amount of literature that is beyond the search capabilities of individual medical professionals [38]. Exploration of scientific literature can be facilitated by computationally feasible approaches to summarizing a large amount of text [17]. This work explores how unsupervised document representation learning and keyphrase extraction methodologies [11,5] can be used to build a fast, scalable web server suitable for **literature prioritization**. To this end, we implemented a web server tool and showcase the solution’s scalability on one of the largest currently known collections of COVID-19-related full medical document databases – CORD19 [38].

We next present the related work, followed by the developed web server and its use cases. We conclude with a discussion of the developed tool and further work.

2 Related work

With the introduction of freely available literature, multiple tools have been recently developed [14].

Bras et al. [21] propose bubble-like visualization of the COVID-19 literature using keyword groups, resulting in hundreds of documents retrieved. The tool offers search based on pre-defined sets of keywords, which can be ambiguous and potentially result in papers not directly related to a given query, offering a fast overview of key topics.

Another interesting project is the Watson Annotator of Clinical data⁴, capable of highlighting key terms within a given document. This tool aims not to provide the global search across the literature but to annotate an e.g., copy-pasted document with named entities. Such annotation can be very useful for medical professionals, as it offers, similarly to this work, quick insights into the key concepts appearing in a given document. A substantially different approach was undertaken by Google⁵, where a question answering regime was adopted. Their search engine can identify publications based on a natural language-based query, e.g., “What is the medical care for patients during COVID-19 epidemic?”. The engine recommends (according to its internal ranking) the documents that are of potential interest.

An interesting approach is also CADTH COVID-19 pandemic online tool⁶, which offers string search to topics related to COVID-19. Another recently released tool is the COVIDScholar⁷ whose core functionality is the most similar

⁴ <https://www.ibm.com/cloud/watson-annotator-for-clinical-data>

⁵ <https://covid19-research-explorer.appspot.com/>

⁶ <https://covid.cadth.ca/literature-searching-tools/cadth-covid-19-search-strings/>

⁷ <https://covid scholar.org/>

to the tool presented in this paper. It is based on word and document embedding techniques used for semantic search. It leverages open data from various data sources. The main results are links to full papers with abstracts and the most similar documents via document embeddings. The tool, however, does not explore the possibility of full-text annotation via keyphrase extraction, which is among the key functionalities of our tool. Finally, the SPIKE tool by the Allen Institute also offers an exploration of documents at scale, offering insight into named entities and their relations within documents, which can be very useful when attempting to answer specific queries based on literature⁸. The data set that gave rise to the tools was initially offered at Kaggle⁹. The majority of the available data on the heavily studied SARS-CoV-2 topic and related COVID-19 pandemic resides on traditional literature bodies that employ heavy user involvement and literature study. A few examples of the literature bodies besides the aforementioned CORD19 database are offered by NIH as SARS-CoV-2 Resources¹⁰, NCBI as LitCovid¹¹, Rutgers university as COVID-19 Information Resources¹², ECDC¹³, WHO^{14,15}, USCF¹⁶, Wiley¹⁷, ACS¹⁸ and others. A more comprehensive overview of related literature databases and tools [37] is provided by CDC¹⁹.

3 COVID-19 Explorer design, implementation and functionality

The proposed COVID-19 Explorer webserver architecture, shown in Figure 1, is comprised of two main parts.

First, the raw body of COVID-19-related literature is preprocessed and stored in the form, suitable for the two subsequent machine learning tasks. The first task, keyphrase extraction, is conducted with the recently introduced RaKUn algorithm [32], additionally equipped with scientific stop-word lists to prevent noisy keyphrases from being detected. The second task, document representation learning, is conducted by using the widely adopted doc2vec document embedding algorithm [20], used to learn representations of abstracts of individual documents. Once keyphrases and document embeddings are obtained, they

⁸ <https://spike.covid-19.apps.allenai.org/datasets/covid19/search>

⁹ <https://www.kaggle.com/allen-institute-for-ai/CORD-19-research-challenge>

¹⁰ <https://ncbi.nlm.nih.gov/sars-cov-2/>

¹¹ <https://ncbi.nlm.nih.gov/research/coronavirus/>

¹² libguides.rutgers.edu/covid19_resources/

¹³ ecdc.europa.eu/en/coronavirus

¹⁴ search.bvsalud.org/global-literature-on-novel-coronavirus-2019-ncov/

¹⁵ who.int/emergencies/diseases/novel-coronavirus-2019

¹⁶ guides.ucsf.edu/COVID19/literature

¹⁷ novel-coronavirus.onlinelibrary.wiley.com

¹⁸ acs.org/content/acs/en/covid-19.html

¹⁹ cdc.gov/library/researchguides/2019novelcoronavirus

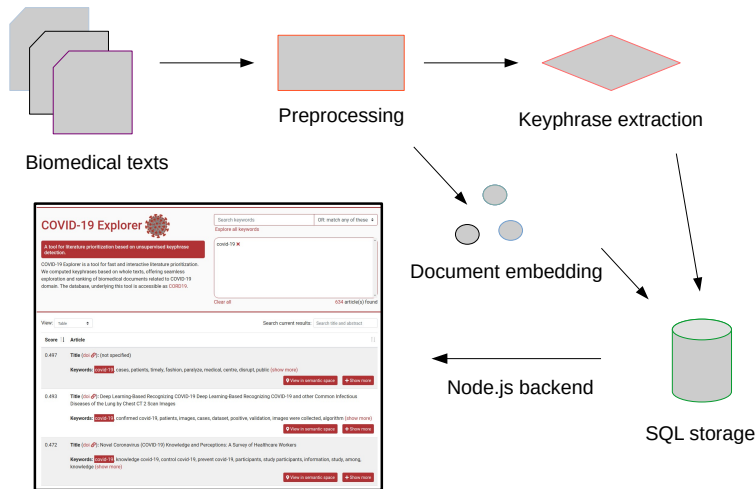


Fig. 1. Visualization of the main processing steps considered by the proposed solution.

are stored in a form suitable for fast access. The document embeddings are also projected to 2D with UMAP [25], a non-linear dimensionality reduction tool, as the front end part of the webserver offers **interactive exploration** also by querying the semantic (2D) space directly.

All the information is presented in the form of a responsive and fast front end, requiring minimal computational resources on the client-side.

3.1 Keyphrase extraction

One of the key functionalities of the COVID-19 Explorer is that it enables a direct search via keyphrases, computed from *whole* scientific documents (papers, reports, etc.). The extraction method is the in-house developed RaKUn algorithm [32]. The algorithm first transforms a given collection of sentences (a document) into a *document graph* – a graph comprised of key tokens, linked via the co-occurrence relation. An example graph is shown in Figure 2.

Once the graph is constructed for a given collection of text, *ranking* of nodes is performed to identify single, two, and three-term *keyphrases*. The webserver also implements an auto-suggestion option, which offers interactive exploration of possible search queries in real-time. The current implementation of RaKUn employs *load centrality*, a centrality measure based on the amount of shortest paths that pass through a given node. The keyphrase computation step is conducted in parallel for each of the considered documents. The resulting keyphrases and the underlying token graphs are stored and browsed interactively as a part of the front-end functionality. Further, the keyphrase extraction offers another functionality that is crucial in the considered document prioritization task – each keyphrase has a dedicated score for a given document, meaning that the documents themselves can be prioritized for the global keyphrase score. An example of how this space can be directly inspected is shown in Figure 3. In addition to

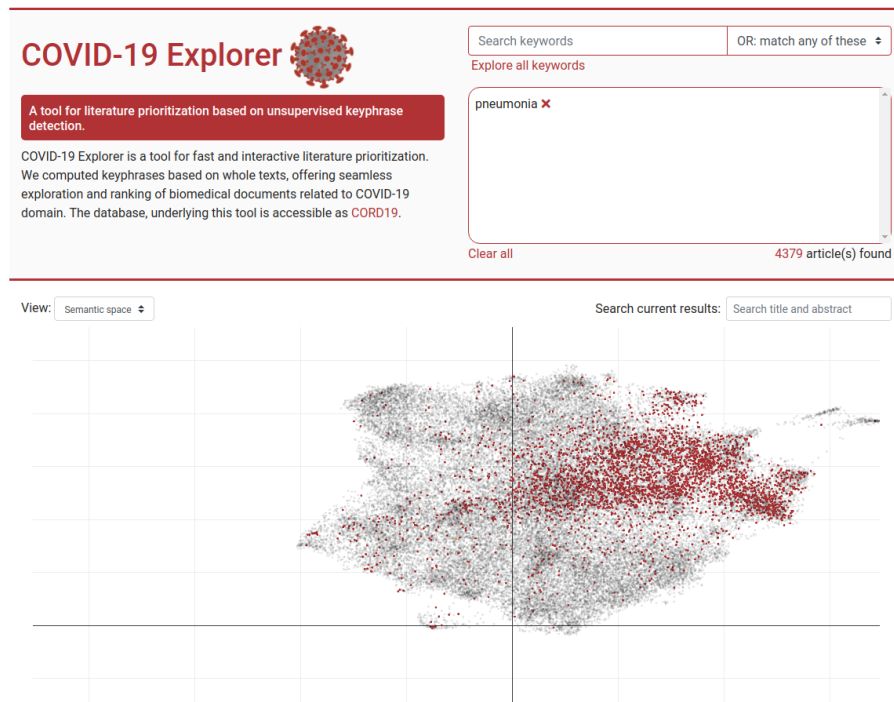


Fig. 3. Global interactive space of document embeddings.

document, *interactively*. The current implementation of the COVID-19 Explorer first computes 256-dimensional representations of individual abstracts and next projects them to two dimensions via the UMAP [25] tool that approximates a low dimensional manifold representative of the learned high dimensional space. The implemented *semantic viewer* is shown in Figure 4.

4 Case studies

This section presents the application of the reported webserver tool and its main functionalities. We also showcase its performance on multiple use-cases, aimed at the fast and efficient hypothesis elaboration for research on COVID-19 drug design. We present the general research-field examination together with key scientific questions regarding the development of novel drugs against the SARS-CoV-2 pathogen and SARS-CoV-2 therapeutic target examination. In the presented cases, we demonstrate how the COVID-19 Explorer effectively identifies the relevant semantically associated literature. Upon navigating to <http://covid19explorer.ijs.si/>, the user is presented with a welcome screen where keyword(s) can be chosen (Figure 5, subfigure 1) and their relationship using Boolean operators (Figure 5, subfigure 2). The user is then presented with

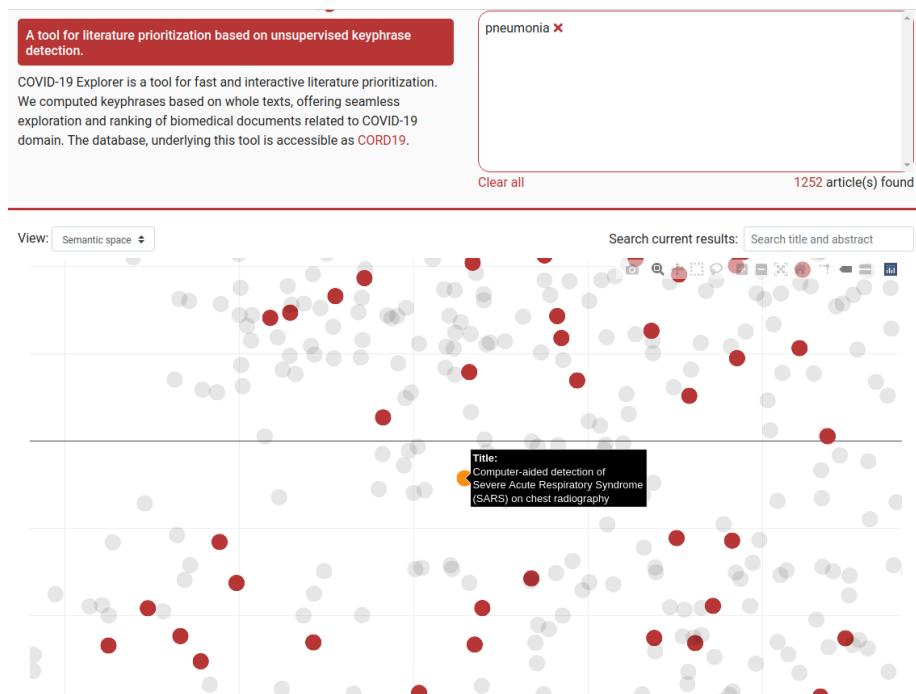


Fig. 4. The COVID-19 Explorer’s semantic viewer. Each point in the shown space represents a document. The positions in the *global* space of documents are determined based on the distances between the representations of the documents’ abstracts. Intuitively, the documents close to one another can offer insight into the semantically similar document. The implemented viewer offers a direct exploration of documents – each point is clickable and triggers an element with a detailed description of a given document.

a list of examined keywords (Figure 5, subfigure 3) and the list of semantically connected articles is dynamically updated in the output field below (Figure 5, subfigure 4). Individual pinpointed articles can be examined in detail and its semantic space visualized (Figure 5, subfigure 5).

4.1 Case study 1: General COVID-19 domain inquiry

Single keyword examination using the term **pandemic** yields results where the top-scoring article (Score: 0.542) entitled “*The pandemic present*” immediately affords social anthropology discourse on current pandemic threats including COVID-19 [39], Amongst the 10 top scoring peer-review articles offered by the COVID-19 Explorer, 7 investigate the COVID-19 emergency and 3 articles offer information on the influenza pandemics. The former and latter are two major subjects found in modern medicinal literature regarding the general topic of

The screenshot shows the COVID-19 Explorer interface. At the top left is the logo and a description: "A tool for literature prioritization based on unsupervised keyphrase detection." Below this is a paragraph explaining the tool's purpose. On the right, there are two input fields: "Search keywords" (labeled 1) and "OR: match any of these" (labeled 2). Below these is a large empty box (labeled 3) for displaying results, with a "Clear all" button at the bottom. At the bottom left, there is a "View: Table" dropdown (labeled 4). At the bottom right, there is a "Search current results: Search title and abstr" field. Below the search field is a table with columns "Score" and "Article". The first row shows a title: "Recombination Every Day: Abundant Recombination in a Virus during a Single Multi-Cellular Host Infection" and a list of keywords: "recombination, recombination markers, markers, different, genome, different from plants, population, frequency, virus population, plants (show more)". A button labeled "View in semantic space" (labeled 5) is located at the bottom right of the table.

Fig. 5. The COVID-19 Explorer’s welcome screen and user input fields. Relevant key sections of the online tool are emphasized and numbered in red color: 1. user keyword inspection and input field, 2. Boolean operators imposed on keywords, 3. selected keyword inspection window, 4. Dynamically updating result field displaying semantically related peer-review articles, 5. specific article detail button and 2D visualization of the corresponding semantic space.

pandemics [10,18,7]. The journals found by the COVID-19 Explorer are all of high-impact in the respective fields and encompass *Social Anthropology*, *Journal of Medical Humanities*, *Emerging Infectious Diseases*, *Public Health*, *The Canadian Journal of Addiction*, *The Lancet* and *British Journal of Surgery*. The keyword **pandemic** thus offered a balanced perspective from social studies (20 %) and modern medical science perspective (80 %) on the field of pandemic studies, especially focusing on COVID-19 on the first, and influenza in the second place. A similar broad, yet subject-focused outlook in correlation to the present-time problem would be difficult to impossible for identification using one search operation in other peer-review literature search engines. Supplementing the search with the **covid** keyword and using AND Boolean operator offered by COVID-19 Explorer shifts the result focus entirely to COVID-19 related peer-review articles. Top scoring hits offer the general outlook on COVID-19 health effects [30], possible treatments [13], promoting the mental healthcare during the COVID-19 pandemic [27,2], elaborating on children study problems [3] and clinical problems encountered during the COVID-19 pandemic [6,12]. The results in effect mirror the key media-reported problems and challenges imposed by the current global crisis and could be retrieved by COVID-19 Explorer in a single search operation.

4.2 Case study 2: SARS-CoV-2 potential therapeutic drug/target identification

There are only a few therapeutic options for SARS-CoV-2, a pathogen causing worldwide havoc [16,34]. Therefore, novel drug design is paramount, as well as an inquiry into viral biochemistry along with the identification and assessment of potential novel therapeutic targets that could be of use for the development of novel drugs [40]. Using the COVID-19 Explorer, we examined the subject by using two straightforward keywords, i.e. **sars-cov-2** and **receptor** joined by AND operator. The reported web server tool immediately delivered a focused overview on the subject comprised of 10 top scoring articles where peer-review literature offered an outlook on the antimicrobial chemical matter with activity against SARS-CoV-2 virus - a repurposing study in one article [15], human-to-human transmission of COVID-19 in one article [26], elaboration on human ACE2 receptor in 7 articles [23,41,29,28], current insight into viral morphology, biochemistry, and pathogenesis [19] and involvement of the virus in resulting COVID-19 disease [31]. Worth mentioning is also the correctly identified connection between ACE2 host entry receptor and viral binding partner S-protein [41] (COVID-19 Explorer 4th hit article with the score of 0.295). This key finding represents a prominent therapeutic target for the development of novel drugs and vaccines against SARS-CoV-2 [42]. Modifying the search to **sars-cov-2** and target keywords, associates the discourse tightly to medicinal chemistry and results in peer-review article focus on ACE2 in viral pathogenesis [33], comparison of the SARS-CoV-2 with SARS-CoV and MERS-CoV [9] as well as identifying two key potential therapeutic targets for the development of novel drugs against SARS-CoV-2 - 3CLpro and RdRp [4,22]. Furthermore, the top 10 suggested articles of the COVID-19 Explorer tool also include elaboration on the viral entry mechanism involving TMPRSS2 extracellular protease (5th hit with a score of 0.285) [31]. TMPRSS2 protease is essential in understanding spike protein processing and the mechanism of viral cell entry [24].

4.3 Using the COVID-19 Explorer API

For the user benefit, the COVID-19 Explorer web server tool also exposes a RESTful API with a simple syntax:

`http://cord19explorer.ijs.si/gp/api?keyword=query`

where **query** is a user-defined search term. Additional keywords can be added with `&query2&query3...` and the search output hitlist can be limited with a `limit=N` and **N** is the requested number of articles. To restraint the server load, the current hitlist is limited to 50 but this can be adjusted as needed. For example, using a scripting language (e.g., Python) and perhaps a notebook software (e.g., Jupyter) elaborate search patterns can be performed and results analyzed. For example upon searching for a simple **keyword=3clpro** a hitlist is obtained and can be readily analysed article/publisher-wise Figure 6.

Similarly, the user can easily obtain articles with a specific term in the abstract. For example, a list of articles with a term inhibitor in the abstract as a subset of API hitlist, discern the publication year, field of study and so on. The exposed RESTful API is thus an easy approach towards automatization and incorporation of COVID-19 Explorer’s searches into other tools and workflows.

5 Discussion

Let us discuss the usefulness of the proposed tool alongside its drawbacks. The developed COVID-19 Explorer offers scalable and highly efficient *summarization* of scientific documents via keyphrases, based on *whole* texts. Compared to e.g., conventional approaches are undertaken by large databases such as e.g., PubMed, where the keywords are determined by the authors themselves (and manually tagged by professionals), the purpose of this work was to demonstrate that at least to some extent, this process can be automated in an *unsupervised manner*, without any human interventions, and offers a scalable approach to the exploration of vast amounts of scientific literature. One of the key goals of the COVID-19 Explorer is to *filter* existing information and thus simplify arduous exploration (often random) of scientific literature to domain experts.

The proposed implementation offers two fundamentally different approaches to the exploration of the document, which we were able to link – namely, the tool offers exploration directly in the space of latent embeddings of documents via an interactive 2D visualization, but also exploration directly via *ranked* keywords, present throughout the documents. Exploration via keywords was specifically

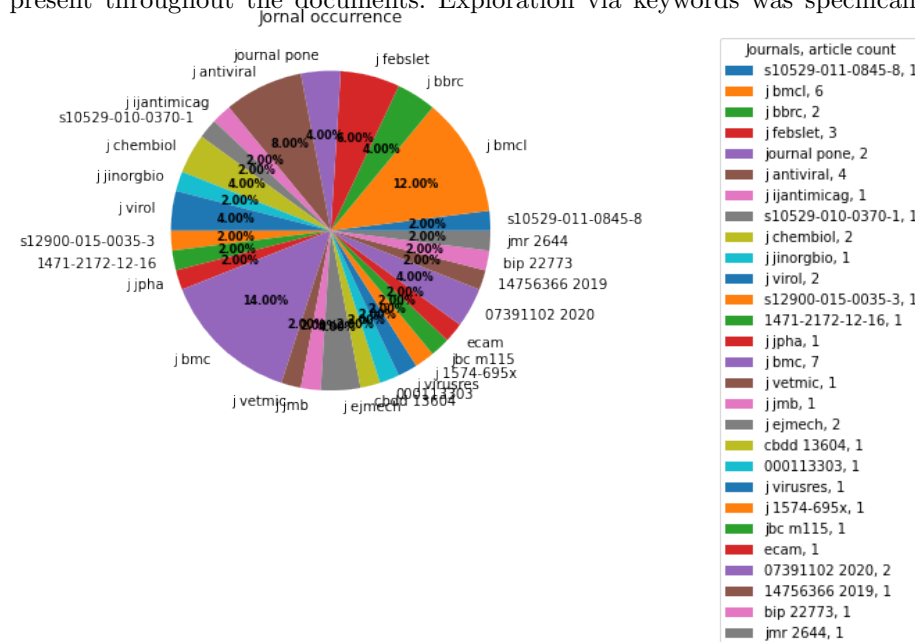


Fig. 6. Left: API hitlist for the keyword 3c1pro; Right: Article counts from specific journals

optimized by taking into account the existing lists of scientific stopwords. Thus the RaKUn keyphrase extraction phase was adopted for the scientific domain, which is also a contribution of this work. Furthermore, RaKUn was updated with the capability of detecting connectives – words that link multiple terms; for example “COVID-19 **in** the USA” represents a keyphrase where **in** was identified to fit between the two key phrases. The RaKUn achieves such behavior by backtracking back to the raw text and statistically identifying how suitable a given connective is. Therefore a suitable context can be tailored upon the search request. Finally, we believe that the existing semantic space could be improved by incorporating both the document embedding information, additionally equipped with the whole-document keywords. Finally, we plan to explore more sophisticated summarisation techniques, summarised for the interested reader in [8]; many of these techniques are based on computationally more expensive neural language models, which, however, could offer superior performance.

Using the reported tool for general COVID-19 subject outlook revealed a hit-list of semantically connected articles where a broad overview on the global COVID-19 crisis from the social studies and a modern medicinal perspective was obtained in a single search query. Furthermore, simple keyword exploration of the general subjects from the Medicinal chemistry domain quickly afforded relevant high-impacting peer-review articles from journals respective on the field. In essence, a review article deconstruction was achieved with key articles, ideas, and themes offered as top hits. Inspection of specific terms from SARS-CoV-2 antiviral drug design returned lists of relevant primary literature as well as associations to other complementary research approaches, e.g., exploration of 3CLpro target exposed associations to PLpro, RdRp, and 2'-O-MTase therapeutic targets. Furthermore, the reported tool helps the user with an implemented API in the background and precomputed lists of related keywords in the foreground. Upon inputting a specific keyword, a list of semantically related suggestions is offered, unaffected by the user preference but rather derived from the underlying body of data.

6 Conclusions

In this work, we presented an approach for summarization of large collections of scientific documents based on automatic keyphrase extraction. The approach was extended with a simple-to-use web interface, where users can explore the semantic space of COVID-19-related medical literature. As keyphrases were computed based on whole texts automatically, the proposed tool offers exploration capabilities beyond a few author-assigned keywords present in dominant search engines. Furthermore, the keyphrase extraction algorithm was specifically adapted for the biomedical domain via scientific stop word lists, which substantially improved the search performance and the quality of the results.

We demonstrated the usefulness of the proposed approach in different case studies, studying different aspects of the current COVID-19 pandemic, from molecular (receptor) level to more general, disease co-occurrence level. We demon-

strated that the tool indeed offers a fast and intuitive exploration of the scientific literature as well as an alternative view on the underlying body of work. Furthermore, the proposed article ranking system, which assigns a score to each paper, was shown to prioritize the literature in a manner suitable for literature-based discovery and exploration. The article ranking idea is also a novelty of this paper. Finally, even though the existing web service offers an intuitive and fast exploration of existing literature, we believe the approach could be extended to incorporate contextual embeddings, which could further distill the relevant literature. Even though the focus of this work was the COVID-19 corpus, the authors are aware, the proposed approach can be generalized for *any* collection of relevant literature.

7 Availability and Requirements

COVID-19 Explorer is available at <http://covid19explorer.ijs.si/> as a freely accessible webserver. The web server's landing page includes the links to the repository and the data used to completely reproduce the webserver locally.

Acknowledgements

This work was supported by the Slovenian Research Agency (ARRS) core research program P2-0103 and the CRP project V3-2033. The work of the first author was financed by the ARRS young researchers grant. The work was also supported by European Union's Horizon 2020 research and innovation programme under grant agreement No 825153, project EMBEDDIA (Cross-Lingual Embeddings for Less-Represented Languages in European News Media).

References

1. The species severe acute respiratory syndrome-related coronavirus: classifying 2019-nCoV and naming it SARS-CoV-2. *Nature Microbiology* **5**(4), 536–544 (Mar 2020). <https://doi.org/10.1038/s41564-020-0695-z>
2. Advani, I., Gunge, D., Banks, S., Mehta, S., Park, K., Patel, M., Malhotra, A., Alexander, L.E.C.: Is increased sleep responsible for reductions in myocardial infarction during the COVID-19 pandemic? *The American Journal of Cardiology* **131**, 128–130 (Sep 2020). <https://doi.org/10.1016/j.amjcard.2020.06.027>, <https://doi.org/10.1016/j.amjcard.2020.06.027>
3. Agarwal, S., Kaushik, J.S.: Student's perception of online learning during COVID pandemic. *The Indian Journal of Pediatrics* **87**(7), 554–554 (May 2020). <https://doi.org/10.1007/s12098-020-03327-7>
4. Buonaguro, L., Buonaguro, F.M.: Knowledge-based repositioning of the anti-HCV direct antiviral agent sofosbuvir as SARS-CoV-2 treatment. *Infectious Agents and Cancer* **15**(1) (May 2020). <https://doi.org/10.1186/s13027-020-00302-x>, <https://doi.org/10.1186/s13027-020-00302-x>

5. Campos, R., Mangaravite, V., Pasquali, A., Jorge, A., Nunes, C., Jatowt, A.: Yake! keyword extraction from single documents using multiple local features. *Information Sciences* **509**, 257–289 (2020)
6. Cattaneo, C.: Forensic medicine in the time of COVID 19: An editorial from milano, italy. *Forensic Science International* **312**, 110308 (Jul 2020). <https://doi.org/10.1016/j.forsciint.2020.110308>, <https://doi.org/10.1016/j.forsciint.2020.110308>
7. Chew, C., Eysenbach, G.: Pandemics in the age of twitter: Content analysis of tweets during the 2009 h1n1 outbreak. *PLoS ONE* **5**(11), e14118 (Nov 2010). <https://doi.org/10.1371/journal.pone.0014118>, <https://doi.org/10.1371/journal.pone.0014118>
8. El-Kassas, W.S., Salama, C.R., Rafea, A.A., Mohamed, H.K.: Automatic text summarization: A comprehensive survey. *Expert Systems with Applications* **165**, 113679 (2021)
9. Fani, M., Teimoori, A., Ghafari, S.: Comparison of the COVID-2019 (SARS-CoV-2) pathogenesis with SARS-CoV and MERS-CoV infections. *Future Virology* **15**(5), 317–323 (May 2020). <https://doi.org/10.2217/fvl-2020-0050>, <https://doi.org/10.2217/fvl-2020-0050>
10. Gates, B.: Responding to covid-19 — a once-in-a-century pandemic? *New England Journal of Medicine* **382**(18), 1677–1679 (Apr 2020). <https://doi.org/10.1056/nejmp2003762>, <https://doi.org/10.1056/nejmp2003762>
11. Hasan, K.S., Ng, V.: Automatic keyphrase extraction: A survey of the state of the art. In: *Proceedings of the 52nd Annual Meeting of the Association for Computational Linguistics (Volume 1: Long Papers)*. pp. 1262–1273 (2014)
12. Hing, C., Al-Dadah, O.: Returning to elective surgery, the ‘new normal’. *The Knee* **27**(3), A1 (Jun 2020). <https://doi.org/10.1016/j.knee.2020.06.001>, <https://doi.org/10.1016/j.knee.2020.06.001>
13. Honore, P.M., Mugisha, A., Kugener, L., Redant, S., Attou, R., Gallerani, A., Bels, D.D.: Therapeutic plasma exchange as a routine therapy in septic shock and as an experimental treatment for COVID-19: we are not sure. *Critical Care* **24**(1) (May 2020). <https://doi.org/10.1186/s13054-020-02943-1>, <https://doi.org/10.1186/s13054-020-02943-1>
14. Hutson, M.: Artificial-intelligence tools aim to tame the coronavirus literature. *Nature* (Jun 2020). <https://doi.org/10.1038/d41586-020-01733-7>, <https://doi.org/10.1038/d41586-020-01733-7>
15. Ijaz, M.K., Whitehead, K., Srinivasan, V., McKinney, J., Rubino, J.R., Ripley, M., Jones, C., Nims, R.W., Charlesworth, B.: Microbicidal actives with virucidal efficacy against SARS-CoV-2. *American Journal of Infection Control* **48**(8), 972–973 (Aug 2020). <https://doi.org/10.1016/j.ajic.2020.05.015>, <https://doi.org/10.1016/j.ajic.2020.05.015>
16. Jin, Z., Du, X., Xu, Y., Deng, Y., Liu, M., Zhao, Y., Zhang, B., Li, X., Zhang, L., Peng, C., Duan, Y., Yu, J., Wang, L., Yang, K., Liu, F., Jiang, R., Yang, X., You, T., Liu, X., Yang, X., Bai, F., Liu, H., Liu, X., Guddat, L.W., Xu, W., Xiao, G., Qin, C., Shi, Z., Jiang, H., Rao, Z., Yang, H.: Structure of mpro from SARS-CoV-2 and discovery of its inhibitors. *Nature* **582**(7811), 289–293 (Apr 2020). <https://doi.org/10.1038/s41586-020-2223-y>, <https://doi.org/10.1038/s41586-020-2223-y>
17. Jones, S., Lundy, S., Paynter, G.W.: Interactive document summarisation using automatically extracted keyphrases. In: *Proceedings of the 35th Annual Hawaii International Conference on System Sciences*. pp. 1160–1169. IEEE (2002)

18. Kilbourne, E.D.: Influenza pandemics of the 20th century. *Emerging Infectious Diseases* **12**(1), 9–14 (Jan 2006). <https://doi.org/10.3201/eid1201.051254>, <https://doi.org/10.3201/eid1201.051254>
19. Kumar, S., Nyodu, R., Maurya, V.K., Saxena, S.K.: Morphology, genome organization, replication, and pathogenesis of severe acute respiratory syndrome coronavirus 2 (SARS-CoV-2). In: *Medical Virology: From Pathogenesis to Disease Control*, pp. 23–31. Springer Singapore (2020). https://doi.org/10.1007/978-981-15-4814-7_3, https://doi.org/10.1007/978-981-15-4814-7_3
20. Le, Q., Mikolov, T.: Distributed representations of sentences and documents. In: *Proceedings of the 31st International Conference on International Conference on Machine Learning - Volume 32*. p. II–1188–II–1196. ICML’14, JMLR.org (2014)
21. Le Bras, P., Gharavi, A., Robb, D., Vidal, A., Padilla, S., Chantler, M.: Visualising covid-19 research. Workingpaper, arXiv (May 2020)
22. Li, H., Zhou, Y., Zhang, M., Wang, H., Zhao, Q., Liu, J.: Updated approaches against SARS-CoV-2. *Antimicrobial Agents and Chemotherapy* **64**(6) (Mar 2020). <https://doi.org/10.1128/aac.00483-20>, <https://doi.org/10.1128/aac.00483-20>
23. Lutchman, D.: Could the smoking gun in the fight against COVID-19 be the (rh)ACE-2? *European Respiratory Journal* **56**(1), 2001560 (May 2020). <https://doi.org/10.1183/13993003.01560-2020>, <https://doi.org/10.1183/13993003.01560-2020>
24. Matsuyama, S., Nao, N., Shirato, K., Kawase, M., Saito, S., Takayama, I., Nagata, N., Sekizuka, T., Katoh, H., Kato, F., Sakata, M., Tahara, M., Kutsuna, S., Ohmagari, N., Kuroda, M., Suzuki, T., Kageyama, T., Takeda, M.: Enhanced isolation of SARS-CoV-2 by TMPRSS2-expressing cells. *Proceedings of the National Academy of Sciences* **117**(13), 7001–7003 (Mar 2020). <https://doi.org/10.1073/pnas.2002589117>, <https://doi.org/10.1073/pnas.2002589117>
25. McInnes, L., Healy, J., Saul, N., Großberger, L.: Umap: Uniform manifold approximation and projection. *Journal of Open Source Software* **3**(29), 861 (2018). <https://doi.org/10.21105/joss.00861>, <https://doi.org/10.21105/joss.00861>
26. Mohseni, A.H., Taghinezhad-S, S., Xu, Z., Fu, X.: Body fluids may contribute to human-to-human transmission of severe acute respiratory syndrome coronavirus 2: evidence and practical experience. *Chinese Medicine* **15**(1) (Jun 2020). <https://doi.org/10.1186/s13020-020-00337-7>, <https://doi.org/10.1186/s13020-020-00337-7>
27. Novins, D.K., Althoff, R.R., Billingsley, M.K., Cortese, S., Drury, S.S., Frazier, J.A., Henderson, S.W., McCauley, E., White, T.J.: JAACAP’s role in advancing the science of pediatric mental health and promoting the care of youth and families during the COVID-19 pandemic. *Journal of the American Academy of Child & Adolescent Psychiatry* **59**(6), 686–688 (Jun 2020). <https://doi.org/10.1016/j.jaac.2020.05.001>, <https://doi.org/10.1016/j.jaac.2020.05.001>
28. Ortega, J.T., Serrano, M.L., Pujol, F.H., Rangel, H.R.: Role of changes in sars-cov-2 spike protein in the interaction with the human ace2 receptor: An in silico analysis. *EXCLI Journal*; 19:Doc410; ISSN 1611-2156 (2020). <https://doi.org/10.17179/EXCLI2020-1167>, https://www.excli.de/vol19/Rangel_18032020_proof.pdf
29. Panciani, P.P., Saraceno, G., Zanin, L., Renisi, G., Signorini, L., Battaglia, L., Fontanella, M.M.: SARS-CoV-2: “three-steps” infection model and CSF diagnostic implication. *Brain, Behavior, and Immunity* **87**, 128–129 (Jul 2020)

- 2020). <https://doi.org/10.1016/j.bbi.2020.05.002>, <https://doi.org/10.1016/j.bbi.2020.05.002>
30. Randolph, G.W.: One virus, undivided ... equity, and the corona virus. *Laryngoscope Investigative Otolaryngology* **5**(3), 586–589 (May 2020). <https://doi.org/10.1002/lio2.398>, <https://doi.org/10.1002/lio2.398>
 31. Saxena, S.K., Kumar, S., Maurya, V.K., Sharma, R., Dandu, H.R., Bhatt, M.L.B.: Current insight into the novel coronavirus disease 2019 (COVID-19). In: *Medical Virology: From Pathogenesis to Disease Control*, pp. 1–8. Springer Singapore (2020). https://doi.org/10.1007/978-981-15-4814-7_1, https://doi.org/10.1007/978-981-15-4814-7_1
 32. Škrlj, B., Repar, A., Pollak, S.: Rakun: Rank-based keyword extraction via unsupervised learning and meta vertex aggregation. In: Martín-Vide, C., Purver, M., Pollak, S. (eds.) *Statistical Language and Speech Processing*. pp. 311–323. Springer International Publishing, Cham (2019)
 33. Su, S., Jiang, S.: A suspicious role of interferon in the pathogenesis of SARS-CoV-2 by enhancing expression of ACE2. *Signal Transduction and Targeted Therapy* **5**(1) (May 2020). <https://doi.org/10.1038/s41392-020-0185-z>, <https://doi.org/10.1038/s41392-020-0185-z>
 34. Tiwari, V., Beer, J.C., Sankaranarayanan, N.V., Swanson-Mungerson, M., Desai, U.R.: Discovering small-molecule therapeutics against SARS-CoV-2. *Drug Discovery Today* **25**(8), 1535–1544 (Aug 2020). <https://doi.org/10.1016/j.drudis.2020.06.017>, <https://doi.org/10.1016/j.drudis.2020.06.017>
 35. Wang, C., Horby, P.W., Hayden, F.G., Gao, G.F.: A novel coronavirus outbreak of global health concern. *The Lancet* **395**(10223), 470–473 (Feb 2020). [https://doi.org/10.1016/s0140-6736\(20\)30185-9](https://doi.org/10.1016/s0140-6736(20)30185-9), [https://doi.org/10.1016/s0140-6736\(20\)30185-9](https://doi.org/10.1016/s0140-6736(20)30185-9)
 36. Wang, D., Hu, B., Hu, C., Zhu, F., Liu, X., Zhang, J., Wang, B., Xiang, H., Cheng, Z., Xiong, Y., Zhao, Y., Li, Y., Wang, X., Peng, Z.: Clinical characteristics of 138 hospitalized patients with 2019 novel coronavirus-infected pneumonia in wuhan, china. *JAMA* **323**(11), 1061 (mar 2020). <https://doi.org/10.1001/jama.2020.1585>, <https://doi.org/10.1001%2Fjama.2020.1585>
 37. Wang, L.L., Lo, K.: Text mining approaches for dealing with the rapidly expanding literature on COVID-19. *Briefings in Bioinformatics* **22**(2), 781–799 (12 2020). <https://doi.org/10.1093/bib/bbaa296>, <https://doi.org/10.1093/bib/bbaa296>
 38. Wang, L.L., Lo, K., Chandrasekhar, Y., Reas, R., Yang, J., Eide, D., Funk, K., Kinney, R., Liu, Z., Merrill, W., et al.: Cord-19: The covid-19 open research dataset. *ArXiv* (2020)
 39. Whitacre, R.P., Buchbinder, L.S., Holmes, S.M.: The pandemic present. *Social Anthropology* **28**(2), 380–382 (May 2020). <https://doi.org/10.1111/1469-8676.12829>, <https://doi.org/10.1111/1469-8676.12829>
 40. Wu, C., Liu, Y., Yang, Y., Zhang, P., Zhong, W., Wang, Y., Wang, Q., Xu, Y., Li, M., Li, X., Zheng, M., Chen, L., Li, H.: Analysis of therapeutic targets for SARS-CoV-2 and discovery of potential drugs by computational methods. *Acta Pharmaceutica Sinica B* **10**(5), 766–788 (May 2020). <https://doi.org/10.1016/j.apsb.2020.02.008>, <https://doi.org/10.1016/j.apsb.2020.02.008>
 41. Zhang, H., Penninger, J.M., Li, Y., Zhong, N., Slutsky, A.S.: Angiotensin-converting enzyme 2 (ACE2) as a SARS-CoV-2 receptor: molecular mechanisms and potential therapeutic target. *Intensive Care Medicine* **46**(4), 586–590

- (Mar 2020). <https://doi.org/10.1007/s00134-020-05985-9>, <https://doi.org/10.1007/s00134-020-05985-9>
42. Zhou, H., Fang, Y., Xu, T., Ni, W.J., Shen, A.Z., Meng, X.M.: Potential therapeutic targets and promising drugs for combating SARS-CoV-2. *British Journal of Pharmacology* **177**(14), 3147–3161 (Jun 2020). <https://doi.org/10.1111/bph.15092>, <https://doi.org/10.1111/bph.15092>