

Mirror diffusion of cosmic rays in highly compressible turbulence near supernova remnants

SIYAO XU¹

¹*Institute for Advanced Study, 1 Einstein Drive, Princeton, NJ 08540, USA; sxu@ias.edu*^a

ABSTRACT

Recent gamma-ray observations reveal inhomogeneous diffusion of cosmic rays (CRs) in the interstellar medium (ISM). This is expected as the diffusion of CRs depends on the properties of turbulence, which can vary widely in the multi-phase ISM. We focus on the mirror diffusion arising in highly compressible turbulence in molecular clouds (MCs) around supernova remnants (SNRs), where the magnetic mirroring effect results in significant suppression of diffusion of CRs near CR sources. Significant energy loss via proton-proton interactions due to slow diffusion flattens the low-energy CR spectrum, while the high-energy CR spectrum is steepened due to the strong dependence of mirror diffusion on CR energy. The resulting broken power law spectrum of CRs matches well the gamma-ray spectrum observed from SNR/MC systems, e.g., IC443 and W44.

1. INTRODUCTION

The diffusion of cosmic rays (CRs) is a fundamental physical ingredient that is involved in diverse astrophysical processes, including solar modulation (Potgieter 2013), magnetospheric shielding of extrasolar Earth-like planets (Grießmeier et al. 2015), diffusive shock acceleration (Axford et al. 1977), ionization in molecular clouds (MCs) and star formation (Schlickeiser et al. 2016; Padovani et al. 2018), and driving galactic winds (Ipavich 1975).

Gamma-ray observations provide a powerful tool to probe the diffusion of CRs in the vicinity of CR sources (Di Sciascio 2019; Semenov et al. 2021). Recent gamma-ray observations suggest significant suppression of diffusion of CRs with respect to the average Galactic value around, e.g., pulsar wind nebulae (Abeysekara et al. 2017; Evoli et al. 2018) and supernova remnants (SNRs) (Torres et al. 2010; Li & Chen 2012; Funk 2017), which is also indicated by the enhanced ionization rate in shocked clumps and molecular clouds (MCs) around SNRs (Indriolo et al. 2010; Ceccarelli et al. 2011). In addition, steep gamma-ray spectra are found in SNRs interacting with MCs (Li & Chen 2012; Ackermann et al. 2013; Cardillo et al. 2014), as well as in the Gould Belt clouds (Neronov et al. 2012; Blasi et al. 2012).

Theoretically, with the development on fundamental theories of magnetohydrodynamic (MHD) turbulence in the past two decades (Goldreich & Sridhar 1995; Lazarian & Vishniac 1999), significant progress has been made in our understanding on diffusion of CRs. Naturally, the diffusion of CRs depends on the properties of MHD turbulence with which they interact. Compressible MHD turbulence can be decomposed into Alfvén, slow, and fast modes (Lithwick & Goldreich 2001; Cho & Lazarian 2002, 2003). The Alfvénic component with a Kolmogorov energy spectrum turns out to be inefficient in CR pitch-angle scattering due

to its anisotropy (Chandran 2000; Yan & Lazarian 2002; Xu & Lazarian 2020). It also leads to $D(E) \propto E^{-3/2}$, where D is the diffusion coefficient in the direction parallel to the magnetic field, and E is the CR energy (Beresnyak et al. 2011; Lazarian & Xu 2021), instead of $D(E) \propto E^{1/3}$ that is expected for isotropic Kolmogorov turbulence. By contrast, fast modes, despite their relatively small energy fraction compared with Alfvén modes (Cho & Lazarian 2002; Hu 2021), play a dominant role in scattering CRs especially in cold interstellar phases (Yan & Lazarian 2004; Xu & Lazarian 2018, 2020), as well as in galaxy clusters (Brunetti & Lazarian 2007, 2011), and thus they are important for determining the diffusion of CRs. In the multi-phase interstellar medium (ISM), with the varying compressibility and magnetization of the medium and driving condition of turbulence (Gaensler et al. 2011; Lazarian et al. 2018; Xu & Zhang 2020; Ha et al. 2021), both the properties of turbulence and the turbulence-dependent diffusion of CRs are expected to be spatially inhomogeneous.

More recently, Lazarian & Xu (2021) (henceforth LX21) investigated the mirroring effect in compressible MHD turbulence on CR diffusion. In the presence of magnetic mirrors generated by compressible slow and fast modes, D corresponding to the scattering by fast modes becomes smaller because the range of pitch angles where scattering dominates over mirroring is smaller than $[0^\circ, 90^\circ]$ (Cesarsky & Kulsrud 1973; Xu & Lazarian 2020). Moreover, LX21 identified a new diffusion mechanism of the CRs for which mirroring dominates over scattering. They found that unlike static magnetic mirrors that trap CRs (Cesarsky & Kulsrud 1973), due to the superdiffusion of magnetic fields induced by Alfvénic turbulent motions (Lazarian & Vishniac 1999; Xu & Yan 2013; Lazarian & Yan 2014), CRs that interact with magnetic mirrors propagate diffusively along the magnetic field, which is termed the “mirror diffusion”. As the “mean free path” is determined by the size of compressible magnetic fluctuations, the mirror diffusion enabled by fast

^a Hubble Fellow

modes usually has a smaller D than that resulting from the scattering by fast modes (LX21).

To illustrate the application of the mirror diffusion in the ISM, in this paper we focus on the diffusion of CRs in an MC-like environment with highly compressible turbulence (e.g., Bally et al. 1987; Xu & Zhang 2016, 2017) and thus nonnegligible fast modes. As the mirror diffusion in general has a smaller D compared with other diffusion mechanisms in compressible MHD turbulence, we consider it as the dominant diffusion mechanism that governs the diffusion behavior of CRs near their acceleration sites. The MCs in the vicinity of SNRs serve as the target dense material for the CR protons that escape from the SNRs where they are accelerated, resulting in gamma-ray emission via neutral pion decay. By formulating the distribution function of CRs that undergo both mirror diffusion and energy loss due to pion production in proton-proton (p-p) interactions, we will be able to theoretically derive the CR energy spectrum and the corresponding gamma-ray spectrum. We can then test the mirror diffusion and its D by comparing the theoretical expectation with the observed gamma-ray spectrum of an SNR/MC system.

This paper is organized as follows. In Section 2, we describe the mirror diffusion and provide the basic formalism of its D . In Section 3, we present a general analysis on the distribution function and energy spectrum of CRs with both diffusion and energy loss due to pion production taken into account. In Section 4, we apply the mirror diffusion to SNR/MC systems and compare the analytically derived gamma-ray spectra with the observed ones. The discussion and summary of our main results can be found in Section 5 and Section 6.

2. MIRROR DIFFUSION OF CRS

In compressible MHD turbulence, the diffusion of CRs is determined by their interactions with both Alfvénic and compressible components of MHD turbulence. The energy fraction of the compressible component depends on the driving mechanism of turbulence, the sonic Mach number $M_s = V_L/c_s$ and the Alfvén Mach number $M_A = V_L/V_A$ of the medium (Cho & Lazarian 2002; Federrath et al. 2011; Lim et al. 2020; Hu 2021), where V_L is the turbulent velocity at the injection scale L of turbulence, c_s is the sound speed, and $V_A = B/\sqrt{4\pi\rho}$ is the Alfvén speed with the magnetic field strength B and gas density ρ . In highly compressible interstellar media with a large M_s , such as MCs (e.g., Bally et al. 1987; Padoan et al. 1999; Mac Low & Klessen 2004), a nonnegligible fraction of compressible fast and slow modes is expected (Vazquez-Semadeni et al. 2000; Xu & Hu 2021).

Magnetic compressions induced by fast and slow modes act as magnetic mirrors. CRs with the gyroradius $r_g = v_\perp/\Omega$ smaller than the variation scale of the magnetic field and the pitch-angle cosine

$$\mu < \sqrt{\frac{b_k}{B_0 + b_k}} \quad (1)$$

are subject to the mirror force, and they can be reflected by magnetic mirrors when they move along converging field

lines. Here v_\perp is the CR speed perpendicular to the magnetic field, $\Omega = |q|B_0/\gamma mc$ is the CR gyrofrequency with q , m , and γ as the electric charge, mass, and Lorentz factor of the CR particle, B_0 is the mean magnetic field strength, c is the light speed, and b_k is the magnetic perturbation at the wavenumber k of compressible modes.

In the mean time, the shear Alfvénic turbulent motions mix magnetic field lines and cause their superdiffusion in the direction perpendicular to the mean magnetic field (Lazarian & Vishniac 1999; Lazarian & Yan 2014). The anisotropic scaling of strong MHD turbulence is (Goldreich & Sridhar 1995; Lazarian & Vishniac 1999)

$$l_\parallel = \frac{V_A}{V_{\text{st}}} L_{\text{st}}^{\frac{1}{3}} l_\perp^{\frac{2}{3}}, \quad (2)$$

where l_\parallel and l_\perp are the parallel and perpendicular sizes of a turbulent eddy measured relative to the local mean magnetic field (Lazarian & Vishniac 1999; Cho & Vishniac 2000), and V_{st} is the turbulent velocity at the length scale L_{st} , below which the turbulent cascade is in the strong turbulence regime. For sub-Alfvénic turbulence with $M_A < 1$, there are (Lazarian 2006; Xu et al. 2019)

$$V_{\text{st}} = V_L M_A, \quad L_{\text{st}} = l_{\text{tr}} = L M_A^2, \quad (3)$$

and for super-Alfvénic turbulence with $M_A > 1$, there are

$$V_{\text{st}} = V_A, \quad L_{\text{st}} = l_A = L M_A^{-3}. \quad (4)$$

It means that over a parallel distance s along the turbulent magnetic field, the wandering field lines have spread by a distance comparable to the transverse scale corresponding to s , which is

$$\delta_\perp^2 = L^{-1} M_A^4 s^3, \quad \delta_\perp < l_{\text{tr}} \quad (5)$$

for sub-Alfvénic turbulence, and

$$\delta_\perp^2 = L^{-1} M_A^3 s^3, \quad \delta_\perp < l_A \quad (6)$$

for super-Alfvénic turbulence (see Lazarian & Yan 2014 for the magnetic field diffusion in other turbulence regimes). With the increase of s , the field lines are distorted by larger and larger eddies. As a result, δ_\perp^2 has a stronger dependence on s than the linear dependence, and the magnetic fields exhibit superdiffusion in perpendicular direction.

Due to the superdiffusion of field lines on all length scales within the inertial range of strong MHD turbulence, infinitely many magnetic field lines can be stochastically advected to each point in space (Eyink et al. 2011). In the presence of both Alfvénic and compressible components of MHD turbulence, when a CR particle is reflected by a magnetic mirror, the stochasticity of field lines makes it unable to trace back the same field line, and thus it cannot be trapped and bounce back and forth between two magnetic mirrors. This is different from the case with the magnetic mirrors arising from compressional MHD waves that was usually considered in the literature (e.g., Cesarsky & Kulsrud 1973). The resulting stochastic encounters with different magnetic mirrors lead to

diffusive behavior of CRs in the direction parallel to the magnetic field, which is termed ‘‘mirror diffusion’’ (LX21).

At each μ , the mirroring effect is dominated by the magnetic fluctuation at (Cesarsky & Kulsrud 1973; LX21)

$$k^{-1} = L \left(\frac{\delta B_f}{B_0} \right)^{-4} \mu^8. \quad (7)$$

Here we consider that fast modes dominate the mirroring effect, which is true when fast and slow modes have comparably large energy fractions (Xu & Lazarian 2020), and adopt the scaling of fast modes (Cho & Lazarian 2002)

$$b_{fk} = \delta B_f (kL)^{-\frac{1}{4}}, \quad (8)$$

where b_{fk} and δB_f are the magnetic fluctuations of fast modes at $1/k$ and L , respectively. Given the μ -dependent step size of mirror diffusion in Eq. (7), we have the corresponding μ -dependent parallel diffusion coefficient (LX21)

$$D_{\parallel,f}(\mu) = \begin{cases} v\mu k^{-1} = vL \left(\frac{\delta B_f}{B_0} \right)^{-4} \mu^9, & \mu_{\min,f} < \mu < \mu_c, \\ v\mu r_g, & \mu < \mu_{\min,f}. \end{cases} \quad (9a)$$

$$v\mu r_g, \quad \mu < \mu_{\min,f}. \quad (9b)$$

Here

$$\mu_{\min,f} \approx \sqrt{\frac{b_{fk}(r_g)}{B_0}} \quad (10)$$

corresponds to the minimum scale ($= r_g$) of magnetic fluctuations for the mirror bouncing (Cesarsky & Kulsrud 1973), where $b_{fk}(r_g)$ is the magnetic fluctuation at r_g . The upper limit of μ is given by the cutoff value μ_c , which is determined at the balance between mirroring and scattering (Xu & Lazarian 2020)

$$\mu_c \approx 1.2 \left[\frac{14}{\pi} \frac{\delta B_f^2}{B_0^2} \left(\frac{v}{L\Omega} \right)^{\frac{1}{2}} \right]^{\frac{2}{11}}, \quad (11)$$

where v is the CR speed. The factor 1.2 is introduced here for the analytical approximation to better agree with the numerical evaluation of μ_c , and we note that μ_c cannot exceed the maximum $\mu = \sqrt{\delta B_f / (B_0 + \delta B_f)}$ for mirroring. Only at $\mu < \mu_c$, is the parallel diffusion of CRs dominated by mirroring. At $\mu > \mu_c$, the scattering by fast modes is more important in determining the parallel diffusion (Xu & Lazarian 2020). Finally, we have the pitch-angle integrated parallel diffusion coefficient of CRs under the mirroring effect as (LX21)

$$D_{\parallel,f} = \int_0^{\mu_c} D_{\parallel,f}(\mu) d\mu \quad (12)$$

$$\approx \frac{1}{10} vL \left(\frac{\delta B_f}{B_0} \right)^{-4} \mu_c^{10}$$

under the assumption of an isotropic pitch angle distribution. Its dependence on CR energy E is determined by the E dependence of μ_c .

In Fig. 1, we present the numerically calculated D_{\parallel} for CR protons under the mirroring effect in compressible MHD

turbulence with $\delta B_s = 0.5B_0$ and $\delta B_A = B_0$ for the magnetic fluctuations of slow and Alfvén modes at L (see Appendix for other equations used). We consider $L = 30$ pc and $B_0 = 70 \mu\text{G}$ for an MC-like environment. As an example, the energy fraction of fast modes varies with $\delta B_f = 0.5B_0$ in Fig. 1(a) and $\delta B_f = B_0$ in Fig. 1(b). In both cases, fast modes dominate both mirroring and scattering. The analytical estimation (Eqs. (11) and (12)) using only fast modes agrees well with the numerical results. The E scaling of D_{\parallel} is steep with the slope $\approx 10/11$, consistent with the analytical estimation. We note that $D_{\parallel,f}$ is not very sensitive to $\delta B_f/B_0$ as long as it is not very small (see LX21 for the case with a small energy fraction of fast modes).

Compared with the average Galactic value of D measured near the Sun (Strong et al. 2007; Blasi & Amato 2012),

$$D \sim 10^{28} \left(\frac{E}{\text{GeV}} \right)^{\frac{1}{3}} \text{cm}^2 \text{s}^{-1}, \quad (13)$$

the mirror diffusion in highly compressible turbulence in cold interstellar phases has a significantly smaller D with a steeper E scaling. We will show below that the form of D is important for shaping the energy spectrum of CRs that propagate in the surrounding MCs around SNRs.

3. DISTRIBUTION FUNCTION AND ENERGY SPECTRUM OF CRS

The distribution function $f(\mathbf{r}, E)$, i.e., the number of CR protons of energy E at a position \mathbf{r} per unit volume and unit energy interval in a stationary state, can be found by solving (Szyrovatskii 1959; Ginzburg & Szyrovatskii 1964)

$$D\Delta f - \frac{\partial}{\partial E}(Sf) + Q = 0. \quad (14)$$

We consider that D has a power-law dependence on E with the power-law index α ,

$$D = D_c E^\alpha, \quad (15)$$

and neglect its spatial dependence by assuming that the properties of MHD turbulence in the local environment, i.e., an MC, do not significantly change. The energy loss rate is

$$S = \frac{dE}{dt} = -S_c E, \quad (16)$$

for which we consider the energy loss of a relativistic proton due to pion production with (Mannheim & Schlickeiser 1994)

$$S_c \approx 0.65 c n_H \sigma_{\text{p,inel}}, \quad \gamma \gg 1. \quad (17)$$

n_H is the hydrogen density in the MC, and $\sigma_{\text{p,inel}}$ is the cross-section of inelastic p-p interactions. We further consider a point source of CRs (Gratton 1972)

$$Q = Q_\epsilon E_0^{-\gamma_0}, \quad |\mathbf{r}_0 - \mathbf{r}_s| < \epsilon$$

$$Q = 0, \quad |\mathbf{r}_0 - \mathbf{r}_s| > \epsilon, \quad (18)$$

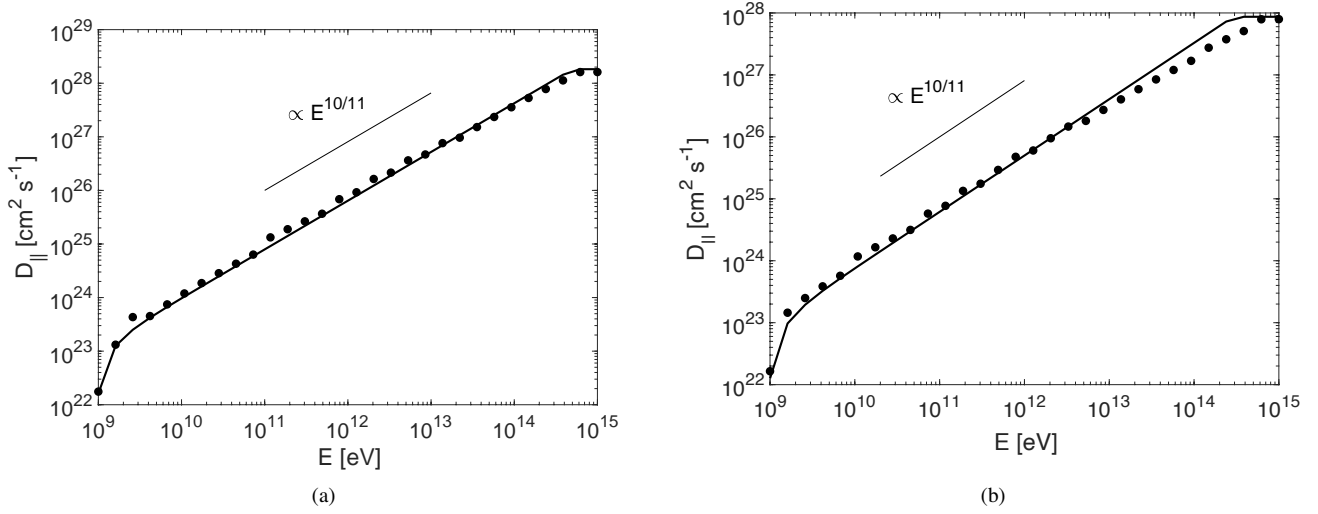


Figure 1. D_{\parallel} of CR protons under the mirroring effect in compressible MHD turbulence with (a) $\delta B_f = 0.5B_0$ and (b) $\delta B_f = B_0$. Dots and solid lines represent numerical calculation (see Appendix) and analytical estimate (Eqs. (11) and (12)).

where γ_0 is the power-law index of the injected CR distribution, \mathbf{r}_s is the source position, \mathbf{r}_0 and E_0 are the initial position and initial energy of CRs, and Q_ϵ and ϵ satisfy

$$\lim_{\epsilon \rightarrow 0} \frac{4}{3} \pi \epsilon^3 Q_\epsilon = Q_c. \quad (19)$$

For CRs injected at the SN shock, a spatially more extended source should be modeled, but here we adopt a point source for the injection of CRs to focus on the diffusion effect within the volume under consideration.

By introducing the variable

$$\lambda = \int_{E_0}^E \frac{D}{S} dE = \frac{D_c}{S_c \alpha} (E_0^\alpha - E^\alpha), \quad (20)$$

the general solution to Eq. (14) for infinite space is (Syrovatskii 1959)

$$\begin{aligned} f(\mathbf{r}, E) &= \iiint d\mathbf{r}_0 \int dE_0 Q f(\mathbf{r}, E, \mathbf{r}_0, E_0), \\ &= \frac{Q_c}{S_c E} \int_E^\infty E_0^{-\gamma_0} \frac{1}{(4\pi\lambda)^{\frac{3}{2}}} \exp\left[-\frac{(\mathbf{r} - \mathbf{r}_s)^2}{4\lambda}\right] dE_0, \end{aligned} \quad (21)$$

where

$$f(\mathbf{r}, E, \mathbf{r}_0, E_0) = \frac{1}{S_c E (4\pi\lambda)^{\frac{3}{2}}} \exp\left[-\frac{(\mathbf{r} - \mathbf{r}_0)^2}{4\lambda}\right]. \quad (22)$$

We see that when $\lambda \ll (\mathbf{r} - \mathbf{r}_s)^2$, the integral over E_0 in Eq. (21) is independent of E , and there is

$$f(\mathbf{r}, E) \propto E^{-1}. \quad (23)$$

This energy scaling is determined by the E -dependence of S (Eq. (16)). At the opposite limit with $\lambda \gg (\mathbf{r} - \mathbf{r}_s)^2$, we introduce

$$d^2 = \frac{D_c}{S_c \alpha} E^\alpha. \quad (24)$$

d is the distance over which CRs with energy E have a significant energy loss. So for CRs with

$$E \gg E_d = \left(\frac{d^2 S_c \alpha}{D_c}\right)^{\frac{1}{\alpha}}, \quad (25)$$

their energy loss is negligible. By inserting Eq. (24) in Eq. (21), we approximately have

$$f(\mathbf{r}, E) \approx \frac{Q_c \alpha}{(4\pi)^{\frac{3}{2}} D_c d (\gamma_0 + \frac{3\alpha}{2} - 1)} E^{-\gamma_0 - \alpha} \propto E^{-\gamma_0 - \alpha}, \quad (26)$$

with the injected energy distribution modified due to diffusion. In the above expression we assume a spherical symmetry for simplicity with $d = |\mathbf{r} - \mathbf{r}_s|$. The corresponding energy spectrum of CRs is

$$\frac{dN}{dE} = \iiint d\mathbf{r} f(\mathbf{r}, E). \quad (27)$$

As an illustration, in Fig. 2 we present the numerical solution to Eq. (14) by assuming a spherical symmetry. We use $f = 0$ at $r = X$ as the boundary condition, where $r (= d)$ is the radial distance from the source at the center of the sphere, and X is the radius of the sphere. In fact, f already approaches 0 before reaching X due to the energy loss (see below). Fig. 2(a) shows the evolution of $f(r, E)$ (normalized by its value $f(0, E_m)$ at the source position ($r = 0$) and the minimum CR energy E_m) with r (normalized by X) and E (normalized by E_m). We note that the parameters adopted here do not correspond to a specific astrophysical object, so we only use their normalized values for the illustrative purpose. At a closer distance from the source (the upper line in Fig. 2(b)), the energy loss is insignificant for most energies under consideration, and the energy distribution is consistent with Eq. (26). It is steeper than the injected distribution because of diffusion. At a farther distance from the

source (the lower line in Fig. 2(b)), as lower-energy CRs diffuse more slowly, they suffer more energy loss via hadronic interactions with the surrounding interstellar matter. As a result, the injected energy distribution for low-energy CRs cannot be seen. The energy scaling is regulated only by energy loss and close to Eq. (23) as we analytically expect. Higher-energy CRs still follow the energy distribution as in Eq. (26), with the transition energy E_d give by Eq. (25). Naturally, E_d increases with d , but decreases with increasing D_c . With highly suppressed diffusion, the energy loss effect can be easily seen within the energy range of interest in the vicinity of the CR source.

We find that the energy-dependent diffusion and energy loss together lead to a smoothly broken power law for the CR energy distribution. The slope of dN/dE of higher-energy CRs depends on both the injected energy distribution and E dependence of diffusion coefficient.

4. APPLICATION TO IC 443 AND W44

To exemplify the mirror diffusion of CRs in cold interstellar phases with highly compressible turbulence, we consider the scenario of an SNR interacting with an MC. The accelerated CR protons at the SN shock propagate in the surrounding MC and undergo the mirror diffusion when interacting with the compressible turbulence. To study the gamma-ray emission from the dense MC illuminated by the CR protons, we adopt the above theoretical model for describing the energy distribution of CRs involving both energy-dependent diffusion and energy loss due to pion production. We take the parallel diffusion coefficient for mirror diffusion of relativistic CRs as

$$D = 10^{23} \left(\frac{E}{\text{GeV}} \right)^{10/11} \text{ cm}^2 \text{ s}^{-1} \quad (28)$$

based on the calculation in Section 2 and the results in Fig. 1. For simplicity, we consider super-Alfvénic turbulence and thus do not distinguish between parallel and perpendicular diffusion in the global frame of reference (Yan & Lazarian 2008). We use the above D as the isotropic diffusion coefficient, but bear in mind this would not apply to sub-Alfvénic turbulence. For the energy loss due to the inelastic interactions of CR protons with the gas, we adopt the model and the value of $\sigma_{\text{p,inel}}$ in Kelner et al. (2006).

We consider IC 443 and W44, for which the hadronic process mainly contributes to the gamma-ray emission, as confirmed based on the characteristic spectral feature expected from neutral pion decay (Giuliani et al. 2011; Ackermann et al. 2013). The parameters of these two SNR/MC systems are listed in Table 1. The distance, B_0 , and n_H are taken from Giuliani et al. (2011); Ackermann et al. (2013). B_0 of tens of μG and L of tens of pc are typical values for MCs (e.g., Crutcher et al. 2010; Qian et al. 2018; Ha et al. 2021). γ_0 should be in the range $\approx 2.1 - 2.4$ for shock acceleration (Strong et al. 2007; Castellina & Donato 2011). We adopt a larger γ_0 for W44 due to its particularly steep high-energy gamma-ray spectrum compared with other middle-aged SNRs (Cardillo et al. 2014). Using a spherical sym-

metry, the CR proton spectrum is

$$\frac{dN}{dE} = \int 4\pi r^2 f(r, E) dr, \quad (29)$$

with the range of r for integration provided in Table 1. A broad range of r for IC 443, with a broad range of transition energies corresponding to different distances from the source (see Section 3), gives rise to an extended bump of the energy spectrum toward low energies. For W44 with a higher energy loss rate due to the higher gas density and a narrower spectral bump, the range of r is accordingly smaller. The resulting CR proton spectra are presented in Fig. 3(a). Their corresponding gamma-ray spectra in Fig. 3(b) are calculated using the model by Kelner et al. (2006). As a comparison, the observational data taken from Ackermann et al. (2013) are also displayed in Fig. 3(b). The value of Q_c is determined to match the measured gamma-ray flux. We note that our approximate expression of D (Eq. (28)) for relativistic CRs do not apply to CRs with $E \lesssim 1$ GeV.

We see that with a suppressed D of mirror diffusion in the highly compressible turbulence in an MC, the energy loss effect is significant and thus modifies the low-energy gamma-ray spectrum. Moreover, the steep energy scaling of D of mirror diffusion explains the steep high-energy gamma-ray spectrum.

5. DISCUSSION

The diffusion of CRs in MHD turbulence has the diffusion coefficient D dependent on the properties of MHD turbulence, which include, but not limited to the slope of magnetic power spectrum. Other important properties, e.g., the scale-dependent anisotropy of Alfvén and slow modes (Goldreich & Sridhar 1995; Lazarian & Vishniac 1999; Chandran 2000; Yan & Lazarian 2002; Xu & Lazarian 2020), nonlinear decorrelation of turbulent magnetic fields (Lynn et al. 2012; Xu & Lazarian 2018; Demidem et al. 2019), can significantly affect the diffusion associated with the pitch angle scattering of CRs. The mirror diffusion of CRs arises from both the mirroring effect of compressible modes and superdiffusion of magnetic fields induced by Alfvén modes, and it has dependence on the energy fractions of different modes (LX21). Given the specific turbulence properties in the local environment, the corresponding D and its E dependence apply.

As theoretically expected and observationally confirmed, the interstellar turbulence has varying properties in different gas phases and regions (e.g., Armstrong et al. 1995; Padoan et al. 1999; Elmegreen & Scalo 2004; Chepurnov & Lazarian 2010; Chepurnov et al. 2010; Xu & Zhang 2020; Hu et al. 2021a). By combining the measurements of M_s and M_A (Gaensler et al. 2011; Tofflemire et al. 2011; Lazarian et al. 2018; Xu & Hu 2021; Hu et al. 2021b) that characterize the basic properties of turbulence and the theoretical model on the turbulence-dependent diffusion of CRs, one can obtain a more realistic description of CR diffusion in the multi-phase ISM and a better interpretation on CR-related observations, e.g., gamma-ray spectra.

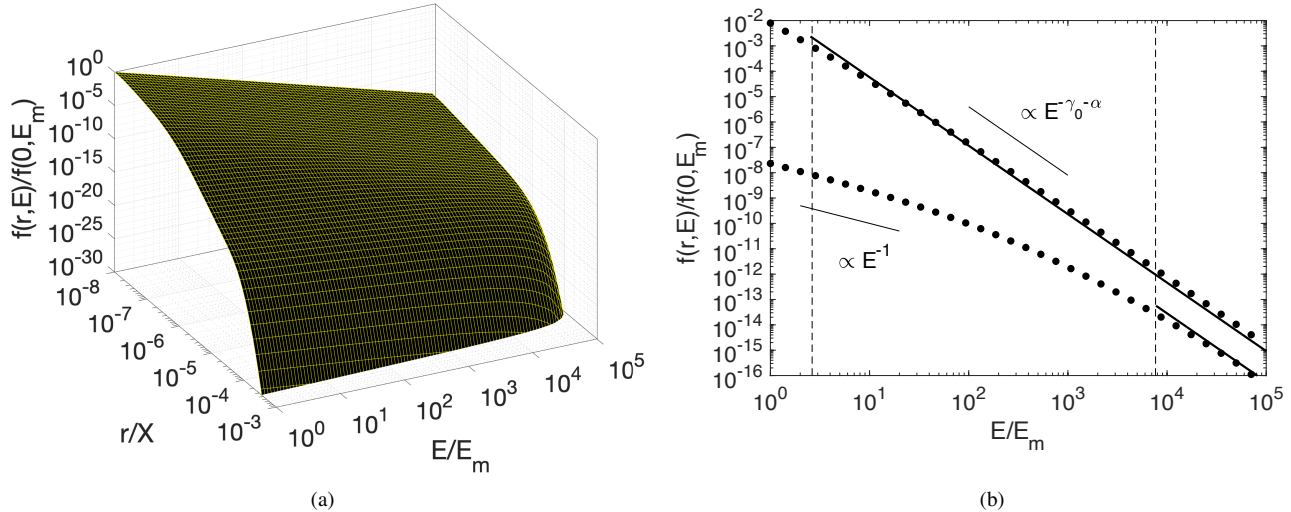


Figure 2. (a) The evolution of the normalized distribution function of CRs with the normalized distance from the source and normalized CR energy, as a numerical solution to Eq. (14). (b) The normalized energy distribution of CRs at a closer distance with $r/X = 3.4 \times 10^{-7}$ (upper line) and a farther distance with $r/X = 5.6 \times 10^{-6}$ (lower line) from the source. The dots and lines represent the numerical solution to Eq. (14) and the analytical approximation at $E > E_a$ (Eq. (26)). E_a (Eq. (25)) is indicated by vertical dashed lines.

Table 1. Parameters used for modeling the gamma-ray emission from IC 443 and W44.

	Distance [kpc]	B_0 [μ G]	L [pc]	n_H [cm^{-3}]	γ_0	α	Range of r [pc]	Q_c [$\text{erg}^{-1+\gamma_0} \text{s}^{-1}$]
IC 443	1.5	70	30	20	2.2	10/11	2-10	2.5×10^{35}
W44	2.9	70	30	100	2.4	10/11	1.6-2	3.0×10^{36}

Here we only consider the case with the mirror diffusion dominated by fast modes by assuming their energy fraction is not small. When the energy fraction of fast modes is so small that slow modes dominate the mirror diffusion, a different D with a different E dependence is expected (LX21). As the energy fractions of slow and fast modes depend on the local M_s and M_A values (Cho & Lazarian 2002; Hu 2021), their measurements would be necessary for a self-consistent study on CR diffusion in SNR/MC systems and around other CR sources. This would be also helpful for distinguishing between the models using diffusion and acceleration of CRs (e.g., Fang et al. 2013) to explain the gamma-ray spectra.

In partially ionized MCs, the ion-neutral collisional damping of fast modes can affect the scattering of CRs (Xu et al. 2015, 2016; Xu & Lazarian 2018). The damping effect on mirror diffusion of CRs will be addressed in our future studies. In addition, if the measured M_A is small, the anisotropic diffusion in sub-Alfvénic turbulence (Xu & Yan 2013) should be taken into account when modeling the gamma-ray emission.

The effect of energy loss on modifying the CR energy spectrum in dense MCs was earlier discussed in, e.g., Gabici et al. (2007). The main difference is that we use a physically motivated D and specify the shape of CR energy spectrum

in both energy loss- and diffusion-dominated energy ranges. This is also the main difference in comparison with other studies on CR diffusion in SNR/MC systems, e.g., Ohira et al. (2011); Li & Chen (2012).

6. SUMMARY

The turbulence-dependent diffusion of CRs is spatially inhomogeneous in the multi-phase ISM. In the MCs with highly compressible turbulence in the vicinity of SNRs, the mirror diffusion of CRs resulting from the mirroring effect of compressible magnetic fluctuations and superdiffusion of turbulent magnetic fields is expected. As the mirror diffusion is more inefficient than other diffusion processes associated with the pitch angle scattering of CRs, it is likely to be the dominant diffusion process near CR sources, accounting for the gamma-ray emission from the MCs surrounding SNRs.

Based on the analysis on the distribution function of CRs that undergo both mirror diffusion and energy loss through hadronic interactions with the ambient material, we found a significant energy loss effect on low-energy CRs because of their highly suppressed diffusion in the MCs. As a result, the CR energy spectrum has a smoothly broken power law shape, with the low-energy part flattened due to the energy loss and the high-energy part steepened due to the dif-

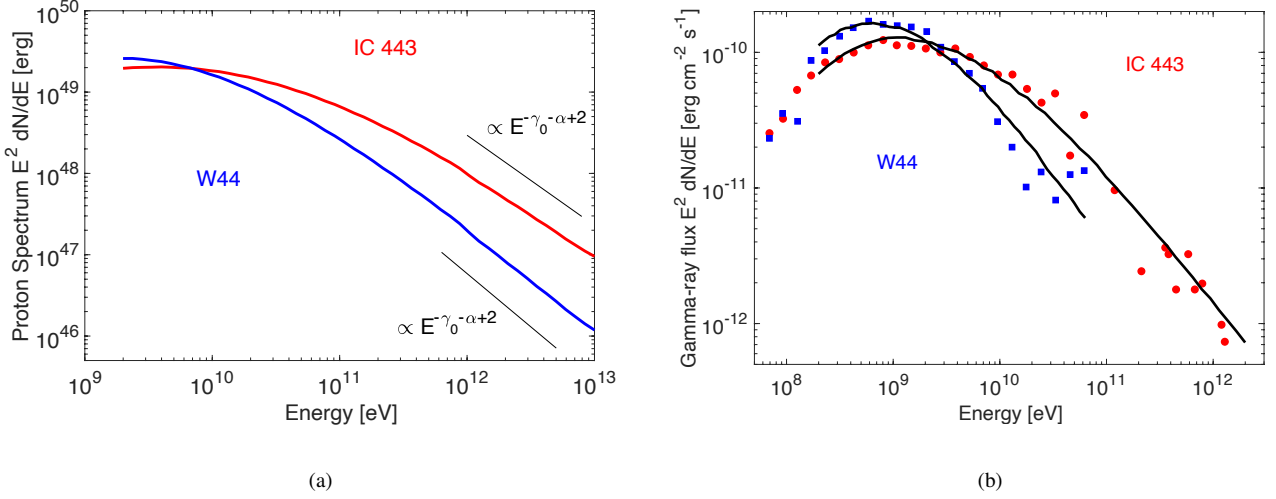


Figure 3. The modeled CR proton spectra in (a) and gamma-ray spectra in (b) for IC 443 and W44. The data points in (b) are taken from Ackermann et al. (2013).

fusion. This explains the shape of the gamma-ray spectra of IC 443 and W44. The diffusion coefficient D of mirror diffusion has a distinctive steep energy scaling in comparison with other diffusion mechanisms, which naturally explains the steep high-energy gamma-ray spectra of SNR/MC systems.

ACKNOWLEDGMENTS

S.X. acknowledges the support for this work provided by NASA through the NASA Hubble Fellowship grant # HST-HF2-51473.001-A awarded by the Space Telescope Science Institute, which is operated by the Association of Universities for Research in Astronomy, Incorporated, under NASA contract NAS5-26555. S.X. thanks James Stone for comments that improved the paper.

Software: MATLAB (MATLAB 2018)

APPENDIX

We provide here the equations used for the numerical calculation of D_{\parallel} in Section 2. They are all available in LX21, but still presented here for completeness. The mirroring rate of fast modes is (Cesarsky & Kulsrud 1973; Xu & Lazarian 2020)

$$\Gamma_{b,f} = \left| \frac{1}{\mu} \frac{d\mu}{dt} \right| = \frac{v}{2B_0} \frac{1-\mu^2}{\mu} b_{fk} k = \frac{v}{2L} \frac{\delta B_f^4}{B_0^4} \frac{1-\mu^2}{\mu^7} \quad (1)$$

at $\mu > \mu_{\min,f}$, and

$$\Gamma_{b,f} = \frac{v}{2B_0} \frac{1-\mu^2}{\mu} b_{fk}(r_g) r_g^{-1} = \frac{v}{2r_g} \frac{\delta B_f}{B_0} \left(\frac{r_g}{L} \right)^{\frac{1}{4}} \frac{1-\mu^2}{\mu} \quad (2)$$

at $\mu < \mu_{\min,f}$.

Slow modes are passively mixed by Alfvén modes (Lithwick & Goldreich 2001). By using the same anisotropic scaling of Alfvén modes (Cho et al. 2002),

$$b_{sk} = \delta B_s(k_{\perp} L)^{-\frac{1}{3}} = \delta B_s(k_{\parallel} L)^{-\frac{1}{2}}, \quad (3)$$

where b_{sk} is the magnetic fluctuation of slow modes at k , and k_{\perp} and k_{\parallel} are the perpendicular and parallel components of k with respect to the local magnetic field (Lazarian & Vishniac 1999), the mirroring rate of slow modes is (Xu & Lazarian 2020)

$$\Gamma_{b,s} = \frac{v}{2B_0} \frac{1-\mu^2}{\mu} b_{sk} k_{\parallel} = \frac{v}{2L} \aleph_s^2 \frac{1-\mu^2}{\mu^3} \quad (4)$$

at $\mu > \mu_{\min,s}$, where

$$\aleph_s = \frac{\delta B_s}{B_0}, \quad (5)$$

$$\mu_{\min,s} = \sqrt{\frac{b_{sk}(r_g)}{B_0}} = \sqrt{\aleph_s} \left(\frac{r_g}{L}\right)^{\frac{1}{4}}, \quad (6)$$

and $b_{sk}(r_g)$ is the magnetic fluctuation at $k_{\parallel} = 1/r_g$. The mirroring rate at $\mu < \mu_{\min,s}$ is

$$\Gamma_{b,s} = \frac{v}{2B_0} \frac{1-\mu^2}{\mu} b_{sk}(r_g) r_g^{-1} = \frac{v}{2r_g} \aleph_s \left(\frac{r_g}{L}\right)^{\frac{1}{2}} \frac{1-\mu^2}{\mu}. \quad (7)$$

For the mirror diffusion induced by slow modes, the μ -dependent parallel diffusion coefficient is

$$D_{\parallel,s}(\mu) = \begin{cases} v\mu k_{\parallel}^{-1} = vL\aleph_s^{-2}\mu^5, & \mu_{\min,s} < \mu < \mu_c, \\ v\mu r_g, & \mu < \mu_{\min,s}. \end{cases} \quad (8a)$$

$$\mu < \mu_{\min,s}. \quad (8b)$$

Under the assumption of an isotropic pitch angle distribution, the corresponding pitch-angle integrated diffusion coefficient is

$$D_{\parallel,s} \approx \int_0^{\mu_c} D_{\parallel,s}(\mu) d\mu = \frac{1}{6} vL\aleph_s^{-2} \mu_c^6. \quad (9)$$

For the pitch-angle scattering of CRs, we consider the gyroresonant scattering with the resonance function in the quasilinear approximation,

$$R = \pi \delta(\omega_k - v_{\parallel} k_{\parallel} + \Omega), \quad (10)$$

where v_{\parallel} is the CR speed parallel to the magnetic field, and ω_k is the wave frequency. The pitch-angle diffusion coefficient for gyroresonant scattering by fast modes is (Voelk 1975)

$$D_{\mu\mu,f} = C_{\mu} \int d^3k \frac{k_{\parallel}^2}{k^2} [J_1'(x)]^2 I_f(k) R(k), \quad (11)$$

with

$$C_{\mu} = (1-\mu^2) \frac{\Omega^2}{B_0^2}, \quad x = \frac{k_{\perp} v_{\perp}}{\Omega} = \frac{k_{\perp}}{r_g^{-1}}. \quad (12)$$

The energy spectrum is (Cho & Lazarian 2002)

$$I_f(k) = C_f k^{-\frac{7}{2}}, \quad C_f = \frac{1}{16\pi} \delta B_f^2 L^{-\frac{1}{2}}. \quad (13)$$

The pitch-angle diffusion coefficients for gyroresonant scattering by Alfvén and slow modes are (Voelk 1975)

$$D_{\mu\mu,A} = C_{\mu} \int d^3k x^{-2} [J_1(x)]^2 I_A(k) R(k), \quad (14)$$

and

$$D_{\mu\mu,s} = C_{\mu} \int d^3k \frac{k_{\parallel}^2}{k^2} [J_1'(x)]^2 I_s(k) R(k), \quad (15)$$

where the magnetic energy spectra are (Cho et al. 2002)

$$I_A(k) = C_A k_{\perp}^{-\frac{10}{3}} \exp\left(-L^{\frac{1}{3}} \frac{k_{\parallel}}{k^{\frac{2}{3}}}\right), \quad C_A = \frac{1}{6\pi} \delta B_A^2 L^{-\frac{1}{3}} \quad (16)$$

for Alfvén modes, and

$$I_s(k) = C_s k_{\perp}^{-\frac{10}{3}} \exp\left(-L^{\frac{1}{3}} \frac{k_{\parallel}}{k_{\perp}^{\frac{2}{3}}}\right), \quad C_s = \frac{1}{6\pi} \delta B_s^2 L^{-\frac{1}{3}} \quad (17)$$

for slow modes.

In compressible MHD turbulence, we consider the scattering rate with contributions from all three modes,

$$\Gamma_{s,\text{tot}} = \frac{2(D_{\mu\mu,A} + D_{\mu\mu,s} + D_{\mu\mu,f})}{\mu^2}. \quad (18)$$

μ_c at the balance between mirroring and scattering is determined by equalizing $\Gamma_{s,\text{tot}}$ with $\max[\Gamma_{b,f}, \Gamma_{b,s}]$. Then under the assumption of an isotropic pitch angle distribution, D_{\parallel} for mirror diffusion is calculated as

$$D_{\parallel} = \int_0^{\mu_c} D_{\parallel}(\mu) d\mu, \quad (19)$$

where $D_{\parallel}(\mu)$ is the μ -dependent parallel diffusion coefficient for mirroring by the compressible modes with a larger mirroring rate.

REFERENCES

- Abeysekara, A. U., Albert, A., Alfaro, R., et al. 2017, *Science*, 358, 911, doi: [10.1126/science.aan4880](https://doi.org/10.1126/science.aan4880)
- Ackermann, M., Ajello, M., Allafort, A., et al. 2013, *Science*, 339, 807, doi: [10.1126/science.1231160](https://doi.org/10.1126/science.1231160)
- Armstrong, J. W., Rickett, B. J., & Spangler, S. R. 1995, *ApJ*, 443, 209, doi: [10.1086/175515](https://doi.org/10.1086/175515)
- Axford, W. I., Leer, E., & Skadron, G. 1977, in *International Cosmic Ray Conference*, Vol. 11, International Cosmic Ray Conference, 132
- Bally, J., Langer, W. D., Stark, A. A., & Wilson, R. W. 1987, *ApJL*, 312, L45, doi: [10.1086/184817](https://doi.org/10.1086/184817)
- Beresnyak, A., Yan, H., & Lazarian, A. 2011, *ApJ*, 728, 60, doi: [10.1088/0004-637X/728/1/60](https://doi.org/10.1088/0004-637X/728/1/60)
- Blasi, P., & Amato, E. 2012, *Journal of Cosmology and Astroparticle Physics*, 2012, 010, doi: [10.1088/1475-7516/2012/01/010](https://doi.org/10.1088/1475-7516/2012/01/010)
- Blasi, P., Amato, E., & Serpico, P. D. 2012, *PhRvL*, 109, 061101, doi: [10.1103/PhysRevLett.109.061101](https://doi.org/10.1103/PhysRevLett.109.061101)
- Brunetti, G., & Lazarian, A. 2007, *MNRAS*, 378, 245, doi: [10.1111/j.1365-2966.2007.11771.x](https://doi.org/10.1111/j.1365-2966.2007.11771.x)
- . 2011, *MNRAS*, 412, 817, doi: [10.1111/j.1365-2966.2010.17937.x](https://doi.org/10.1111/j.1365-2966.2010.17937.x)
- Cardillo, M., Tavani, M., Giuliani, A., et al. 2014, *A&A*, 565, A74, doi: [10.1051/0004-6361/201322685](https://doi.org/10.1051/0004-6361/201322685)
- Castellina, A., & Donato, F. 2011, arXiv:1110.2981, arXiv:1110.2981. <https://arxiv.org/abs/1110.2981>
- Ceccarelli, C., Hily-Blant, P., Montmerle, T., et al. 2011, *ApJL*, 740, L4, doi: [10.1088/2041-8205/740/1/L4](https://doi.org/10.1088/2041-8205/740/1/L4)
- Cesarsky, C. J., & Kulsrud, R. M. 1973, *ApJ*, 185, 153
- Chandran, B. D. G. 2000, *Physical Review Letters*, 85, 4656, doi: [10.1103/PhysRevLett.85.4656](https://doi.org/10.1103/PhysRevLett.85.4656)
- Chepurnov, A., & Lazarian, A. 2010, *ApJ*, 710, 853, doi: [10.1088/0004-637X/710/1/853](https://doi.org/10.1088/0004-637X/710/1/853)
- Chepurnov, A., Lazarian, A., Stanimirović, S., Heiles, C., & Peek, J. E. G. 2010, *ApJ*, 714, 1398, doi: [10.1088/0004-637X/714/2/1398](https://doi.org/10.1088/0004-637X/714/2/1398)
- Cho, J., & Lazarian, A. 2002, *Physical Review Letters*, 88, 245001, doi: [10.1103/PhysRevLett.88.245001](https://doi.org/10.1103/PhysRevLett.88.245001)
- . 2003, *MNRAS*, 345, 325, doi: [10.1046/j.1365-8711.2003.06941.x](https://doi.org/10.1046/j.1365-8711.2003.06941.x)
- Cho, J., Lazarian, A., & Vishniac, E. T. 2002, *ApJ*, 564, 291, doi: [10.1086/324186](https://doi.org/10.1086/324186)
- Cho, J., & Vishniac, E. T. 2000, *ApJ*, 539, 273, doi: [10.1086/309213](https://doi.org/10.1086/309213)
- Crutcher, R. M., Wandelt, B., Heiles, C., Falgarone, E., & Troland, T. H. 2010, *ApJ*, 725, 466, doi: [10.1088/0004-637X/725/1/466](https://doi.org/10.1088/0004-637X/725/1/466)
- Demidem, C., Lemoine, M., & Casse, F. 2019, arXiv:1909.12885, arXiv:1909.12885. <https://arxiv.org/abs/1909.12885>
- Di Sciacio, G. 2019, in *Journal of Physics Conference Series*, Vol. 1263, Journal of Physics Conference Series, 012003, doi: [10.1088/1742-6596/1263/1/012003](https://doi.org/10.1088/1742-6596/1263/1/012003)
- Elmegreen, B. G., & Scalo, J. 2004, *ARA&A*, 42, 211, doi: [10.1146/annurev.astro.41.011802.094859](https://doi.org/10.1146/annurev.astro.41.011802.094859)
- Evoli, C., Linden, T., & Morlino, G. 2018, *PhRvD*, 98, 063017, doi: [10.1103/PhysRevD.98.063017](https://doi.org/10.1103/PhysRevD.98.063017)
- Eyink, G. L., Lazarian, A., & Vishniac, E. T. 2011, *ApJ*, 743, 51, doi: [10.1088/0004-637X/743/1/51](https://doi.org/10.1088/0004-637X/743/1/51)
- Fang, J., Yu, H., Zhu, B.-T., & Zhang, L. 2013, *MNRAS*, 435, 570, doi: [10.1093/mnras/stt1318](https://doi.org/10.1093/mnras/stt1318)
- Federrath, C., Chabrier, G., Schober, J., et al. 2011, *Physical Review Letters*, 107, 114504, doi: [10.1103/PhysRevLett.107.114504](https://doi.org/10.1103/PhysRevLett.107.114504)

- Funk, S. 2017, High-Energy Gamma Rays from Supernova Remnants, ed. A. W. Alsabti & P. Murdin, 1737, doi: [10.1007/978-3-319-21846-5_12](https://doi.org/10.1007/978-3-319-21846-5_12)
- Gabici, S., Aharonian, F. A., & Blasi, P. 2007, *Ap&SS*, 309, 365, doi: [10.1007/s10509-007-9427-6](https://doi.org/10.1007/s10509-007-9427-6)
- Gaensler, B. M., Haverkorn, M., Burkhart, B., et al. 2011, *Nature*, 478, 214, doi: [10.1038/nature10446](https://doi.org/10.1038/nature10446)
- Ginzburg, V. L., & Syrovatskii, S. I. 1964, *The Origin of Cosmic Rays* (Pergamon Press, Oxford)
- Giuliani, A., Cardillo, M., Tavani, M., et al. 2011, *ApJL*, 742, L30, doi: [10.1088/2041-8205/742/2/L30](https://doi.org/10.1088/2041-8205/742/2/L30)
- Goldreich, P., & Sridhar, S. 1995, *ApJ*, 438, 763, doi: [10.1086/175121](https://doi.org/10.1086/175121)
- Gratton, L. 1972, *Ap&SS*, 16, 81, doi: [10.1007/BF00643094](https://doi.org/10.1007/BF00643094)
- Gri bmeier, J. M., Tabataba-Vakili, F., Stadelmann, A., Grenfell, J. L., & Atri, D. 2015, *A&A*, 581, A44, doi: [10.1051/0004-6361/201425451](https://doi.org/10.1051/0004-6361/201425451)
- Ha, T., Li, Y., Xu, S., Kounkel, M., & Li, H. 2021, *ApJL*, 907, L40, doi: [10.3847/2041-8213/abd8c9](https://doi.org/10.3847/2041-8213/abd8c9)
- Hu, Y., Lazarian, A., & Wang, Q. D. 2021a, arXiv e-prints, arXiv:2105.03605. <https://arxiv.org/abs/2105.03605>
- Hu, Y., Xu, S., & Lazarian, A. 2021b, *ApJ*, 911, 37, doi: [10.3847/1538-4357/abea18](https://doi.org/10.3847/1538-4357/abea18)
- Hu, Y. e. a. 2021, in prep
- Indriolo, N., Blake, G. A., Goto, M., et al. 2010, *ApJ*, 724, 1357, doi: [10.1088/0004-637X/724/2/1357](https://doi.org/10.1088/0004-637X/724/2/1357)
- Ipavich, F. M. 1975, *ApJ*, 196, 107, doi: [10.1086/153397](https://doi.org/10.1086/153397)
- Kelner, S. R., Aharonian, F. A., & Bugayov, V. V. 2006, *PhRvD*, 74, 034018, doi: [10.1103/PhysRevD.74.034018](https://doi.org/10.1103/PhysRevD.74.034018)
- Lazarian, A. 2006, *ApJL*, 645, L25, doi: [10.1086/505796](https://doi.org/10.1086/505796)
- Lazarian, A., & Vishniac, E. T. 1999, *ApJ*, 517, 700, doi: [10.1086/307233](https://doi.org/10.1086/307233)
- Lazarian, A., & Xu, S. 2021, submitted to *ApJ*
- Lazarian, A., & Yan, H. 2014, *ApJ*, 784, 38, doi: [10.1088/0004-637X/784/1/38](https://doi.org/10.1088/0004-637X/784/1/38)
- Lazarian, A., Yuen, K. H., Ho, K. W., et al. 2018, *ApJ*, 865, 46, doi: [10.3847/1538-4357/aad7ff](https://doi.org/10.3847/1538-4357/aad7ff)
- Li, H., & Chen, Y. 2012, *MNRAS*, 421, 935, doi: [10.1111/j.1365-2966.2012.20270.x](https://doi.org/10.1111/j.1365-2966.2012.20270.x)
- Lim, J., Cho, J., & Yoon, H. 2020, *ApJ*, 893, 75, doi: [10.3847/1538-4357/ab8066](https://doi.org/10.3847/1538-4357/ab8066)
- Lithwick, Y., & Goldreich, P. 2001, *ApJ*, 562, 279, doi: [10.1086/323470](https://doi.org/10.1086/323470)
- Lynn, J. W., Parrish, I. J., Quataert, E., & Chandran, B. D. G. 2012, *ApJ*, 758, 78, doi: [10.1088/0004-637X/758/2/78](https://doi.org/10.1088/0004-637X/758/2/78)
- Mac Low, M.-M., & Klessen, R. S. 2004, *Reviews of Modern Physics*, 76, 125, doi: [10.1103/RevModPhys.76.125](https://doi.org/10.1103/RevModPhys.76.125)
- Mannheim, K., & Schlickeiser, R. 1994, *A&A*, 286, 983. <https://arxiv.org/abs/astro-ph/9402042>
- MATLAB. 2018, 9.7.0.1190202 (R2019b) (Natick, Massachusetts: The MathWorks Inc.)
- Neronov, A., Semikoz, D. V., & Taylor, A. M. 2012, *PhRvL*, 108, 051105, doi: [10.1103/PhysRevLett.108.051105](https://doi.org/10.1103/PhysRevLett.108.051105)
- Ohira, Y., Murase, K., & Yamazaki, R. 2011, *MNRAS*, 410, 1577, doi: [10.1111/j.1365-2966.2010.17539.x](https://doi.org/10.1111/j.1365-2966.2010.17539.x)
- Padoan, P., Bally, J., Billawala, Y., Juvela, M., & Nordlund,  . 1999, *ApJ*, 525, 318, doi: [10.1086/307864](https://doi.org/10.1086/307864)
- Padovani, M., Ivlev, A. V., Galli, D., & Caselli, P. 2018, *A&A*, 614, A111, doi: [10.1051/0004-6361/201732202](https://doi.org/10.1051/0004-6361/201732202)
- Potgieter, M. S. 2013, *Living Reviews in Solar Physics*, 10, 3, doi: [10.12942/lrsp-2013-3](https://doi.org/10.12942/lrsp-2013-3)
- Qian, L., Li, D., Gao, Y., Xu, H., & Pan, Z. 2018, *ApJ*, 864, 116, doi: [10.3847/1538-4357/aad780](https://doi.org/10.3847/1538-4357/aad780)
- Schlickeiser, R., Caglar, M., & Lazarian, A. 2016, *ApJ*, 824, 89, doi: [10.3847/0004-637X/824/2/89](https://doi.org/10.3847/0004-637X/824/2/89)
- Semenov, V. A., Kravtsov, A. V., & Caprioli, D. 2021, *ApJ*, 910, 126, doi: [10.3847/1538-4357/abe2a6](https://doi.org/10.3847/1538-4357/abe2a6)
- Strong, A. W., Moskalenko, I. V., & Ptuskin, V. S. 2007, *Annual Review of Nuclear and Particle Science*, 57, 285, doi: [10.1146/annurev.nucl.57.090506.123011](https://doi.org/10.1146/annurev.nucl.57.090506.123011)
- Syrovatskii, S. I. 1959, *Soviet Ast.*, 3, 22
- Tofflemire, B. M., Burkhart, B., & Lazarian, A. 2011, *ApJ*, 736, 60, doi: [10.1088/0004-637X/736/1/60](https://doi.org/10.1088/0004-637X/736/1/60)
- Torres, D. F., Marrero, A. Y. R., & de Cea Del Pozo, E. 2010, *MNRAS*, 408, 1257, doi: [10.1111/j.1365-2966.2010.17205.x](https://doi.org/10.1111/j.1365-2966.2010.17205.x)
- Vazquez-Semadeni, E., Ostriker, E. C., Passot, T., Gammie, C. F., & Stone, J. M. 2000, in *Protostars and Planets IV*, ed. V. Mannings, A. P. Boss, & S. S. Russell, 3. <https://arxiv.org/abs/astro-ph/9903066>
- Voelk, H. J. 1975, *Reviews of Geophysics and Space Physics*, 13, 547, doi: [10.1029/RG013i004p00547](https://doi.org/10.1029/RG013i004p00547)
- Xu, S., & Hu, Y. 2021, *ApJ*, 910, 88, doi: [10.3847/1538-4357/abe403](https://doi.org/10.3847/1538-4357/abe403)
- Xu, S., Ji, S., & Lazarian, A. 2019, *ApJ*, 878, 157, doi: [10.3847/1538-4357/ab21be](https://doi.org/10.3847/1538-4357/ab21be)
- Xu, S., & Lazarian, A. 2018, *ApJ*, 868, 36, doi: [10.3847/1538-4357/aae840](https://doi.org/10.3847/1538-4357/aae840)
- , 2020, *ApJ*, 894, 63, doi: [10.3847/1538-4357/ab8465](https://doi.org/10.3847/1538-4357/ab8465)
- Xu, S., Lazarian, A., & Yan, H. 2015, *ApJ*, 810, 44, doi: [10.1088/0004-637X/810/1/44](https://doi.org/10.1088/0004-637X/810/1/44)
- Xu, S., & Yan, H. 2013, *ApJ*, 779, 140, doi: [10.1088/0004-637X/779/2/140](https://doi.org/10.1088/0004-637X/779/2/140)
- Xu, S., Yan, H., & Lazarian, A. 2016, *ApJ*, 826, 166, doi: [10.3847/0004-637X/826/2/166](https://doi.org/10.3847/0004-637X/826/2/166)
- Xu, S., & Zhang, B. 2016, *ApJ*, 824, 113, doi: [10.3847/0004-637X/824/2/113](https://doi.org/10.3847/0004-637X/824/2/113)
- , 2017, *ApJ*, 835, 2, doi: [10.3847/1538-4357/835/1/2](https://doi.org/10.3847/1538-4357/835/1/2)
- , 2020, *ApJ*, 905, 159, doi: [10.3847/1538-4357/abc69f](https://doi.org/10.3847/1538-4357/abc69f)

Yan, H., & Lazarian, A. 2002, *Physical Review Letters*, 89,
B1102+, doi: [10.1103/PhysRevLett.89.281102](https://doi.org/10.1103/PhysRevLett.89.281102)

—. 2004, *ApJ*, 614, 757, doi: [10.1086/423733](https://doi.org/10.1086/423733)

—. 2008, *ApJ*, 673, 942, doi: [10.1086/524771](https://doi.org/10.1086/524771)