

Pyramid Correlation based Deep Hough Voting for Visual Object Tracking

Ying Wang
Tingfa Xu*
Jianan Li*
Shenwang Jiang
Junjie Chen

WANGYING7275@GMAIL.COM
 CIOM_XTF1@BIT.EDU.CN
 LIJIANAN15@GMAIL.COM
 JIANGWENJ02@GMAIL.COM
 3120190516@BIT.EDU.CN

*Beijing Institute of Technology, Beijing, China **

Editors: Vineeth N Balasubramanian and Ivor Tsang

Abstract

Most of the existing Siamese-based trackers treat tracking problem as a parallel task of classification and regression. However, some studies show that the sibling head structure could lead to suboptimal solutions during the network training. Through experiments we find that, without regression, the performance could be equally promising as long as we delicately design the network to suit the training objective. We introduce a novel voting-based classification-only tracking algorithm named Pyramid Correlation based Deep Hough Voting (short for PCDHV), to jointly locate the top-left and bottom-right corners of the target. Specifically we innovatively construct a Pyramid Correlation module to equip the embedded feature with fine-grained local structures and global spatial contexts; The elaborately designed Deep Hough Voting module further take over, integrating long-range dependencies of pixels to perceive corners; In addition, the prevalent discretization gap is simply yet effectively alleviated by increasing the spatial resolution of the feature maps while exploiting channel-space relationships. The algorithm is general, robust and simple. We demonstrate the effectiveness of the module through a series of ablation experiments. Without bells and whistles, our tracker achieves better or comparable performance to the SOTA algorithms on three challenging benchmarks (TrackingNet, GOT-10k and LaSOT) while running at a real-time speed of 80 FPS. Codes and models will be released.

Keywords: Visual object tracking · Siamese-based tracking algorithm · Anchor-free · Key point based · Pixel-wise correlation · Hough voting

1. Introduction

Visual object tracking is a fundamental task in computer vision, whose purpose is to predict the position of a target in subsequent frames given its precise state in the initial frame. It has been widely used in applications such as surveillance, robotics, autonomous driving [Gupta et al. \(2017\)](#); [Li et al. \(2013\)](#); [Kiani Galoogahi et al. \(2017\)](#). Despite remarkable progress made in recent decades, challenges such as large occlusion, severe deformation and similar object interference still stand to be overcome [Wu et al. \(2015\)](#); [Zhang et al. \(2014\)](#).

Siamese-based algorithms contribute significantly to the field of visual tracking. It treats the tracking task as a target matching problem by learning the general similarity map between the target template and the search region. Recent years have witnessed a greater

* *Tingfa Xu and Jianan Li are the corresponding authors.

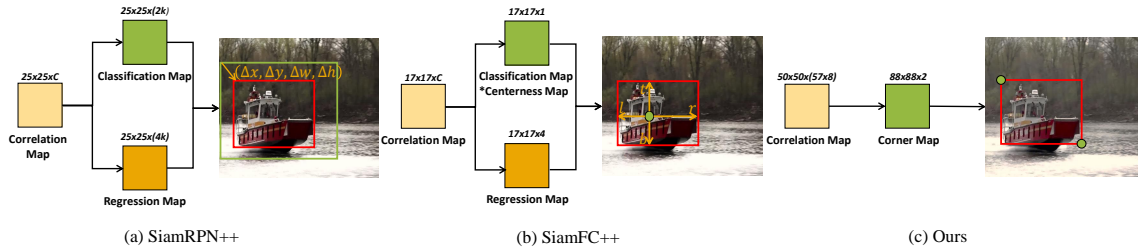


Figure 1: Structure comparison of (a) SiamRPN++, (b) SiamFC++ and (c) our approach. Symbols in red, orange and green represent the classification branch, the regression branch and the final predicted target box, respectively. Contrary to previous algorithms, we discard the sibling heads model and turn to locate the target solely by the classification branch, separating corner points from background through a voting mechanism.

tendency for many Siamese-based algorithms [Li et al. \(2018, 2019\)](#); [Danelljan et al. \(2019\)](#); [Voigtlaender et al. \(2020\)](#); [Zhang et al. \(2020\)](#); [Yan et al. \(2021\)](#) to treat tracking problem as a combination of a parallel classification and regression. To be specific, anchor-based algorithms SiamRPN [Li et al. \(2018\)](#), SiamRPN++ [Li et al. \(2019\)](#), DaSiam [Zhu et al. \(2018\)](#) introduce the region proposal extraction subnetwork (RPN) [Ren et al. \(2017\)](#) and use a classification branch for proposal selection, further regressing the four offsets between the anchor and the corresponding groundtruth (as illustrate in Fig.1 (a)). While anchor-free tracking algorithms SiamFC++ [Xu et al. \(2020\)](#), SiamCAR [Guo et al. \(2020\)](#) classifies all positions within the object bounding box as positive with the help of centerness branch and regresses the four distances between the center-point and the the object boundaries (as illustrate in Fig.1 (b)). Although these approaches obtain balanced accuracy and speed, it has been proposed that the tracking performance is prone to fall into suboptimal due to the essential misalignment of the two branches and that substantially the classification branches contribute more [Song et al. \(2020\)](#); [Cheng et al. \(2018\)](#); [Yan et al. \(2021\)](#). Therefore, in our work, we design a voting-based classification-only tracking algorithm (short for PCDHV), solely using a classification branch to generate corner voting map, jointly locating the top-left and bottom-right corners of the target (as illustrate in Fig.1 (c)). The whole structure consists of three modules: Siamese-based feature extraction, Pyramid Correlation and Deep Hough Voting.

Concretely, the traditional Siamese structure is adopted first for feature extraction of target template and the search region, whose outputs are then embedded through cross-correlation to learn the similarity. Most of the existing Siamese-based algorithms employ naïve-correlation [Bertinetto et al. \(2016\)](#); [Li et al. \(2018\)](#) and depth-wise correlation [Li et al. \(2019\)](#); [Xu et al. \(2020\)](#), taking the entire template feature as a convolution kernel. However, in the process of tracking, the target may suffer large appearance variance, thus matching a fixed kernel feature as a whole with the vastly changing search features may drastically degrade the quality of correlation map. Considering the corner locating objective which requires the correlation feature rich in fine-grained local structure, we argue that the

pixel-wise correlation is more suitable. Innovatively, we propose Pyramid Correlation to extract corner-favorable fusion feature through a series of blocks: spatial feature selection, pyramid feature pooling and group pixel-level correlation. These blocks simultaneously equip the correlation feature with global spatial contexts, making the tracker robust to deformation.

Besides, corner locating also requires long-range dependencies of pixels. To this end, we elaborately design a Deep Hough Voting module to further take over, which consists of three blocks of vote generation, vote refinement and vote aggregation, precisely produce feature maps representing the location probabilities of the top-left and bottom-right corners. The vote generation block first applies several convolutional layers to adjust feature into appropriate shape, expanding the receptive field at the same time. Then vote refinement block, namely a modified position-aware non-local block, mines the dense contextual information and pairing two corner feature more closely. Grid channel and Pixel Shuffle mechanism [Shi et al. \(2016\)](#) are deployed to obtain location information and expand feature size respectively, further exploiting the channel-spatial relationships. Finally, the voting module proposed in HoughNet [Samet et al. \(2020\)](#) takes responsibility of the voting aggregation block to capture long-range dependencies. The three blocks work together to produce high-quality corner heatmaps, with the peak position of each map representing the location of the predicted corner point.

Inevitably, the discretization gap caused by the stride of the network has a dramatic negative impact on the tracking accuracy. While many superior algorithms resort to introducing regression branch to bridge this gap, we instead choose to compensate by inserting up-sampling operations in the structure. As a result, our PCDHV can localize the bounding box in a precise way, as can be seen intuitively from the experimental results below.

We evaluate our PCDHV on three challenging large-scale benchmarks, including GOT-10k [Huang et al. \(2019\)](#), TrackingNet [Mueller et al. \(2018\)](#) and LaSOT [Fan et al. \(2019\)](#). Without bells and whistles, our tracker can achieve better or comparable performance to the state-of-the-art trackers. The network is general, robust yet simple, requires no tedious parameter adjustment and heuristic knowledge. Ablation studies are conducted to verify the effectiveness of each component. Our main contributions are summarized as follows.

- We formulate object tracking problem as a classification-only problem, aiming to distinguish the top-left and bottom-right corners of the target from the searching area. The algorithm is general, robust yet simple, achieving better or comparable results to the SOTA algorithms on several mainstream benchmarks. The tracking speed is also impressive with 80 FPS.
- We design the Pyramid Correlation to equip the correlation feature with fine-grained local structures and global spatial contexts, providing rich information for subsequent processes.
- We preform Deep Hough Voting on the correlation feature, further capturing the channel-spatial relationships and long range dependencies, enabling the peak position of each feature map to accurately represent the target position.

2. Related work

Siamese-based algorithm Recently, Siamese-based trackers have attracted great attention from the visual tracking community due to their satisfactory balance between performance and efficiency. SiamFC [Bertinetto et al. \(2016\)](#) first learns the similarity map between the target template and the search region through a cross-correlation operation. SiamRPN [Li et al. \(2018\)](#), SiamRPN++ [Li et al. \(2019\)](#), DaSiam [Zhu et al. \(2018\)](#) introduce the region proposal extraction subnetwork (RPN) [Ren et al. \(2017\)](#) into the Siamese structure, using a classification branch for foreground-background estimation and a regression branch for anchor adjustment. Although these anchor-based algorithms achieve state-of-the-art results on many challenging benchmarks, the pre-defined anchor settings introduce many hyperparameters and computational complexity. Anchor-free tracking algorithms are further raised for better performance. SiamFC++ [Xu et al. \(2020\)](#), SiamCAR [Guo et al. \(2020\)](#) predict the probability of a point being the target center by classification firstly, and then regress the distances between the center-point and the the object boundaries. The above mentioned algorithms all embed target feature and search feature through cross-correlation, while SiamGAT [Guo et al. \(2021\)](#) choose to establish part-to-part correspondence between the two Siamese branches feature through graph attention mechanism.

Misalignment of the sibling head As is obvious, most of the existing siamese-based tracking algorithms incorporate regression branch, but we hold a different view. It turns out through experiments that features in salient areas may have rich classification information, while features around the boundary are more suitable for bounding box regression [Song et al. \(2020\)](#). When the shared features extracted from the Siamese network are applied to both classification and localization branches, the performance is prone to fall into suboptimal due to the essential misalignment of the two branches [Cheng et al. \(2018\)](#). To solve this problem, [Song et al. \(2020\)](#) proposes a simple TSD operator to deal with the tangled tasks conflict through a task-aware proposal estimation and a detection head. [Yan et al. \(2021\)](#) trains the network by a two-stage approach through decoupling the classification branch from the regression branch. We seek an alternative way to explore a higher performance classifier, using purely classification branch to separate corner points from all pixels. The performance could be equally promising attributed to the sophisticated design of the network.

3. Deep hough voting for visual tracking

3.1. Overall Architecture

Fig. 2 shows the overall structure of our algorithm solely composed of a classification branch. We adopt Siamese structure with parameter-shared backbone network for feature extraction to generate template feature and search feature. An extra CNN-Upsample layer with unshared parameters is used for feature adjustment. Then, the Pyramid Correlation module, with blocks of spatial feature selection, pyramid feature pooling and group pixel-level correlation, is applied to obtain corner-favorable correlation feature. Finally, the Deep Hough Voting module, with blocks of vote generation, vote refinement and vote aggregation, is applied for accurate corner estimation. Two heatmaps respectively corresponding to the top-left corner and bottom-right corner are output for evaluation. Without extra tricks, the peak position of each map is assumed to be the location of the predicted corner point.

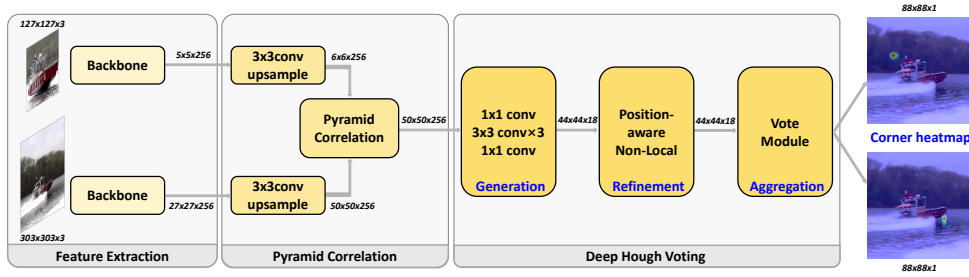


Figure 2: Architecture of our PCDHV tracking framework with three fundamental components: Feature Extraction, Pyramid Correlation and Deep Hough Voting. The peak positions of the two output heatmaps respectively represent the locations of the predicted top-left and bottom-right corners.

3.2. Pyramid correlation

Fig. 3 depicts the flowchart of our pyramid correlation, which composes of three steps of spatial feature selection, pyramid feature pooling, and group pixel-level correlation. To facilitate notation, we denote $F_T \in \mathbb{R}^{h \times w \times C}$ as the template feature map and $F_S \in \mathbb{R}^{H \times W \times C}$ as the search feature.

Spatial feature selection. For precise corner localization, we first highlight the parts of the template that are beneficial to locating corners while suppressing the less useful parts through a spatial attention mechanism. Concretely, we apply two 1×1 convolution, sequentially followed by activation of ReLU and Sigmoid, upon F_T to produce a channel-wise spatial attention map, which is used to adjust the importance of the template feature both in a pixel-wise and channel-wise manner. As such, the resulting attentive template feature, denoted as F_T^A , is more prominent and contributes to generating informative correlation maps favoring the identification of target corner points.

Pyramid feature pooling. Given $F_T^A \in \mathbb{R}^{h \times w \times C}$, this step aims to construct a set of pixel-level template features comprised of both fine-grained local structures and global spatial contexts. To this end, we first perform pyramid pooling on F_T^A , implemented by a group of max-pooling with various odd kernel sizes, leading to a set of pyramid features with decreasing spatial resolutions but enlarging respective fields. We then decompose these pyramid feature maps in spatial dimension, resulting in a pool of totally M pixel-level feature vectors $K_i \in \mathbb{R}^{1 \times 1 \times C}$, $i \in (0, M - 1)$. In our implementation, we perform max-pooling with odd kernel sizes of 3×3 , 5×5 , and global max-pooling with kernel size of 6×6 on $F_T^A \in \mathbb{R}^{6 \times 6 \times 256}$, the outputs of which, together with F_T^A , are then decompose into $57 = 6^2 + 4^2 + 2^2 + 1$ pixel-level feature vectors for further use.

Group pixel-level correlation. This step is designed to perform correlation between the set of pixel-level template features $K_i \in \mathbb{R}^{1 \times 1 \times C}$, $i \in (0, M - 1)$ and the search feature $F_S \in \mathbb{R}^{H \times W \times C}$. Nevertheless, naive correlation operation produces only one-channel response maps, which causes severe compression or even lost of information. To alleviate

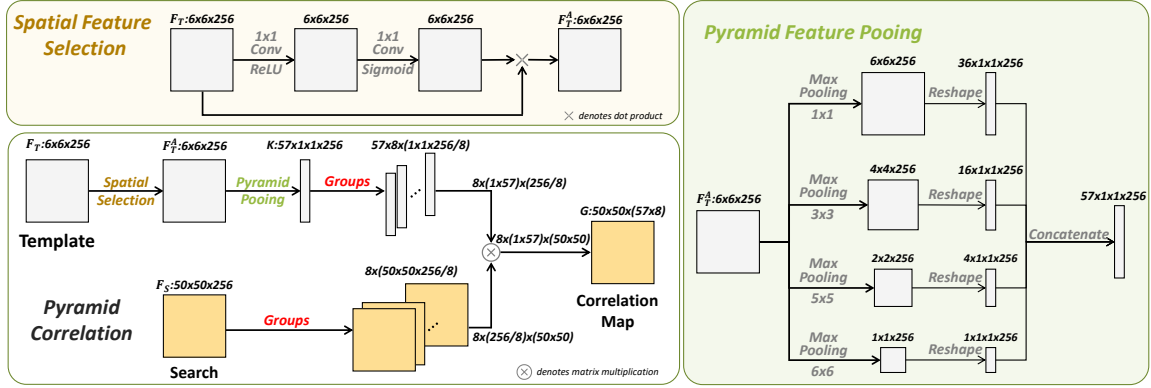


Figure 3: The flowchart of Pyramid Correlation. The template feature is first processed by spatial feature selection, pyramid feature pooling and then correlate with the search feature in a manner of group pixel-level correlation.

this, we propose a new group pixel-level correlation by first splitting both the template and search features into N channel groups (we set $N = 8$ here), forming $\mathbf{K}_i^N \in \mathbb{R}^{1 \times 1 \times C/N}$ and $\mathbf{F}_S^N \in \mathbb{R}^{H \times W \times C/N}$. Naive correlation is then performed corresponding in a group-wise manner, producing a N -channel correlation map $\mathbf{G}_i \in \mathbb{R}^{H \times W \times N}$. Finally, we concatenate the correlation maps produced by all of the pixel-level template features in the channel dimension, achieving the final correlation results of MN channels, which can be denoted as $\mathbf{G} \in \mathbb{R}^{H \times W \times MN}$. Feature scale changes are clearly shown in Fig. 3.

3.3. Deep Hough Voting

The top-left and bottom-right corners can be far away from the target body thus hard to regress directly in a local manner. We propose to locate target corners accurately by integrating near and long-range evidences through Hough voting. Specifically, the occurrence probability of a target’s corner at a given point is determined by the sum of votes received from surroundings. As with the vote-field with R regions designed in HoughNet Samet et al. (2020), votes from both near and far distances can be collected simultaneously. Fig. 2 shows the diagram of our deep hough voting module comprised of three blocks that progressively implement vote generation, vote refinement and vote aggregation, as detailed below.

Vote generation. This step aims to generate $H_S \times W_S \times 2R$ voting map \mathbf{F}_V from the $H \times W \times MN$ correlation map, where H_S and W_S are spatial dimensions, R is the number of regions in the vote field, and 2 is the number of corners to be voted for. We use two convolutional layers with 1×1 filters for channel reduction, and another three unpadded convolutional layers with 3×3 filters to enlarge respective field. Therefore, the spatial resolution of the feature is reduced from $H \times W$ to $H_S \times W_S$.

Vote refinement. The layers for vote generation are only local operations and may overlook the dependency among votes generated by positions across long distance. Motivated

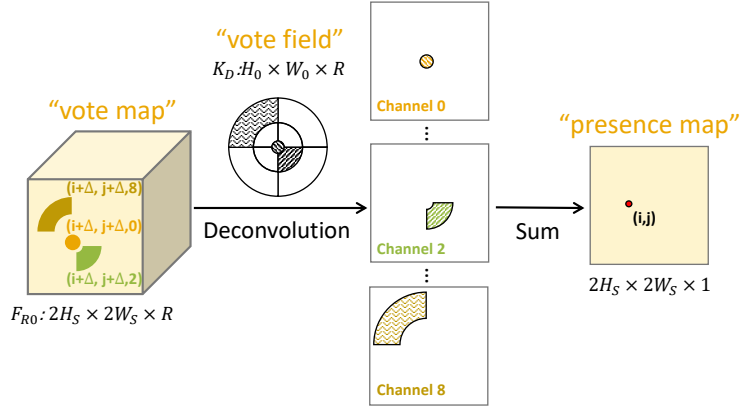


Figure 5: Vote aggregation: the vote module proposed by HoughNet. The figure shows an example of the voting process of position (i, j) in top-left corner *presence maps*, where the vote module collects vote from surrounding pixels through a deconvolution operation.

distribution is not explicitly presented) represent the weights of the same shaped color regions in corresponding channels (in *vote map*), from which the target point (i, j) get votes. And the sum of all weighted votes corresponds to the final vote value at point (i, j) on the top-left corner *presence map*. $\mathbf{F}_{R1} \in \mathbb{R}^{2H_S \times 2W_S \times R}$ (the rest R channels of \mathbf{F}_R) will be derived by the same operation to get bottom-right corner *presence maps*.

3.4. Spatial resolution enhancement

We use GoogLeNet Szegedy et al. (2014) pretrained on ImageNet Krizhevsky et al. (2012) as backbone whose stride equals 8. The large stride, which results in quantification error when mutually mapping the feature maps to original sequence, may severely hurt subsequent localization accuracy of corners. Instead of introducing regression branch to bridge this discretization gap, we use a simple yet effective compensation solution by inserting two upsampling operations in the subsequent modules to improve feature resolution, one of which is added right after the backbone feature extraction, and the other is fused into the deep hough voting module as mentioned above. Finally the total stride is reduced to 2, achieving a balance between accuracy and efficient training.

3.5. Optimization

The groundtruth map $Y \in \mathbb{R}^{2H_S \times 2W_S \times 2}$ is constructed under the instruction of CornerNet Law and Deng (2018). We first map the corner point coordinates $c(x, y)$ from the search map to the feature map through $\lfloor \frac{c(x, y) - \Delta_o}{s} \rfloor$, where s and Δ_o respectively denote total stride and total offset of the entire un-padded network, and $\lfloor \cdot \rfloor$ denotes the floor function. We set the positive area of groundtruth map be a 2D Gaussian kernel of R radius placed at the center of the corner points for efficient training, where R is determined by

the at least d IOU between a pair of corners and the target groundtruth (we set $d = 0.5$ here). While the rest of the area is considered to be negative. As with many keypoint-based algorithms, we adopt Focal Loss [Lin et al. \(2017\)](#) as the training objective.

4. Experiments

To extensively evaluate the proposed method, we compare our PCDHV with several state-of-the-art trackers on three large-scale datasets of TrackingNet, GOT-10k and LaSOT.

4.1. Implementation Details

Training. The network is trained on three currently prevalent large scale video datasets of GOT-10k [Huang et al. \(2019\)](#), LaSOT [Fan et al. \(2019\)](#) and TrackingNet [Mueller et al. \(2018\)](#) in form of template-search image pair, the deviation between which is restrict within an interval of less than 100 frames. The input size of template image is 127×127 pixels, while the search image is 303×303 pixels to capture more corner-related information. We adopt GoogLeNet [Szegedy et al. \(2014\)](#) pre-trained on ImageNet [Krizhevsky et al. \(2012\)](#) as backbone with a total stride of 8. Due to the presence of two up sampling operations in the structure, the total stride is reduced to 2, enabling the output feature resolution reach to 88 pixels, which alleviates the impact of discrete sampling while smooths the training process. As for the training process, convolutional layers in addition to backbone are initialized using a zero-centered Gaussian distribution with a standard deviation of 0.01. The network is set to trained 40 epochs in total, each of which contains 150k image pairs. The first 5 epochs act as warm up with learning rate linearly increased from 10^{-6} to 8×10^{-3} , while the rest using a cosine annealing learning rate schedule. Backbone parameters are unfrozen part by part and eventually all parameters can be updated jointly. We apply stochastic gradient descent (SGD) with a momentum of 0.9 and a weight decay of 10^{-4} for optimization. The whole training process is performed on four NVIDIA RTX 2080Ti GPUs.

Testing. In the inference phase, the network generates two score maps corresponding to the existence probability of the top-left corner and the bottom-right corner, respectively. Without bells and whistles, the exact position with the highest score of each is chosen as the position of corner, independent of any form of penalty strategy. As for the update, a linear interpolation operation is applied to target size to smooth out the variation of the bounding box. Our tracker achieves a competitive speed of over 80 FPS.

4.2. Evaluation on TrackingNet, GOT-10k and LaSOT Datasets

Results on TrackingNet. TrackingNet [Mueller et al. \(2018\)](#) contains 30,000 sequences with 14 million dense annotations and a test set of 511 sequences. It covers different object classes and scenes and requires the tracker to have both discriminative and generative capabilities. Precision, normalized precision, and AUC scores are used to evaluate trackers. The results on TrackingNet are shown in Table 1. It can be seen that we outperform our competitor CGACD [Du et al. \(2020\)](#), a corner-based tracking algorithm as well, by a large margin of 4.5%. Moreover, compared with the state-of-the-art Siamese based tracking algorithms of SiamAttn [Yu et al. \(2020\)](#) and SiamGAT [Guo et al. \(2021\)](#), we performs the best in both AUC and P , but regrettably, less well in P_{norm} . We argue the reason is that

Table 1: Performance comparisons on TrackingNet test set. The top three results are highlighted in red, green and blue, respectively.

	SiamFC	SiamRPN++	ATOM	DiMP	SiamFC++	D3S	CGACD	KYS	SiamAttn*	SiamGAT*	PCDHV
AUC	57.1	73.3	70.3	74.0	75.4	72.8	71.1	74.0	74.3	75.3	76.0
Pnorm	66.3	80.0	77.1	80.1	80.0	76.8	80.0	80.0	81.0	80.7	80.4
P	53.3	69.4	64.8	68.7	70.5	66.4	69.3	68.8	70.5	69.8	72.1

* The performances of SiamAttn and SiamGAT are the results of our reproduction on the TrackingNet test set using the GOT-10k Python toolkit, same as PCDHV.

P_{norm} appreciates models friendly to targets with large scale variations. Since our work pursues solutions with high simplicity and generality, we directly apply vanilla backbones for feature extraction without any additional tailored components, despite not ranking first in every metric, but achieving the ideal trade-off between accuracy and efficiency. The leading results on such a large dataset also illustrate the well generalization ability of our tracking algorithm.

Results on GOT-10k. GOT-10k [Huang et al. \(2019\)](#) is a challenging large-scale dataset which contains 10,000 videos in train subset and 180 videos in both val and test subset, all of which are moving objects in real-world. Since there is no class intersection between its train and test subsets, which contributes to its difficulty, the tracking result can reflect the generalization ability of the algorithm to unseen object classes. Average Overlap (AO) and Success Rate (SR) are adopted as performance metrics, with higher values resulting in better performance. We follow the protocol of GOT-10k and train our model with only its training subset. The results on GOT-10k are shown in Table 2. It can be seen that our PCDHV, though slightly inferior in AO and SR_{50} , can perform the best in SR_{75} . We argue that trackers with individual mechanism of distinguish foreground from background may enjoy outstanding performance on recalls (AO and SR_{50}). While our straightforward PCDHV prefers to well respect the edge (corner) information and thus enjoys powerful localization capability, leading to higher SR_{75} . We further test the speed of several preeminent tracking methods using GOT-10k test set on a single RTX-2080Ti GPU. The last line in Table 2 shows our PCDHV clearly stands out regarding accuracy and speed trade-off.

Table 2: Performance comparisons on GOT-10k test set. The top three results are highlighted in red, green and blue, respectively.

	SiamFC	ECO	SiamRPN++	ATOM	SiamCAR	Ocean-offline	SiamFC++	D3S	SiamAttn*	SiamGAT	PCDHV
AO	34.8	31.6	51.7	55.6	56.9	59.2	59.5	59.7	59.3	62.7	60.9
SR_{50}	35.3	30.9	61.6	63.4	67.0	69.5	69.5	67.6	70.0	74.3	71.3
SR_{75}	9.8	11.1	32.5	40.2	41.5	47.3	47.9	46.2	45.6	48.8	50.2
FPS	-	-	33	25	-	-	65	-	19	49	80

* The performance of SiamAttn is the result of our reproduction on the GOT-10k test set using the GOT-10k Python toolkit, same as PCDHV.

Results on LaSOT. LaSOT [Fan et al. \(2019\)](#) a large-scale, high-quality, and densely annotated dataset for long-term tracking, with 1,400 sequences under Protocol I while 280 under Protocol II. Each of these sequences is long, with an average of 2,500 frames,

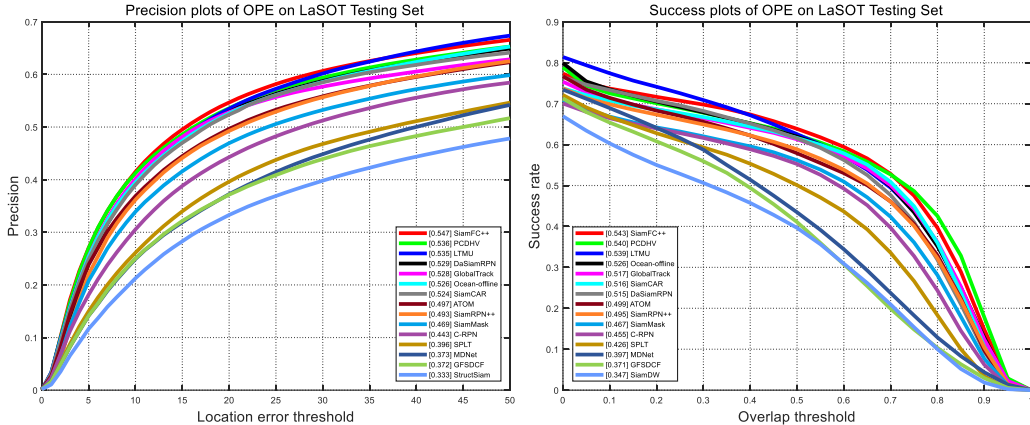


Figure 6: Precision and success plots on LaSOT.

facilitating the detection of the tracker’s long-term performance. Success and Precision are used for evaluation. For fair comparison, we follow Protocol II under which trackers are trained on LaSOT train subset and evaluated on LaSOT test subset. The results on LaSOT are shown in Fig.6. Compared with SOTA anchor-based tracking algorithm SiamRPN++[Li et al. \(2019\)](#), our tracker improves the AUC score by 4.4 points, which is comparable to the results of the SOTA anchor-free tracking algorithm SiamFC++[Xu et al. \(2020\)](#).

Analysis and Discussion. It is worth noting that the performance of our algorithm at higher IoU thresholds is outstanding, which can be seen from metrics such as SR_{75} in GOT-10k (Table 2) and the latter half of the success curves in LaSOT (Fig.6). We gather more results of SR on GOT-10k val set, see Fig.7. The figure shows our PCDHV achieves significant higher rates at large IoU thresholds, which clearly proves its superiority in precisely locating targets. We argue that this impressive result mainly brought by the robust and informative features and its increased resolution, as can be illustrated by the ablation experiments. We also perform attribute analysis of our PCDHV and several competing counterparts on LaSOT test set (with the AUC of PCDHV reported following every attribute name), as shown in Fig.8. Our PCDHV performs better than other prior arts on most attributes. While in the case of *fast motion*, *full occlusion* and *background clustering*, all trackers behave relatively poorly. We assume them as common challenges faced by offline tracking algorithms without global search or re-detection mechanism.

4.3. Ablation Studies

We perform a component-wise analysis on the GOT-10k benchmark [Huang et al. \(2019\)](#) which can only be evaluated using an online server, enhancing the fairness and credibility of the test results. Experiments are conducted through gradually adding each component to the baseline model to independently verify the effectiveness of our Pyramid Correlation and Deep Hough Voting.

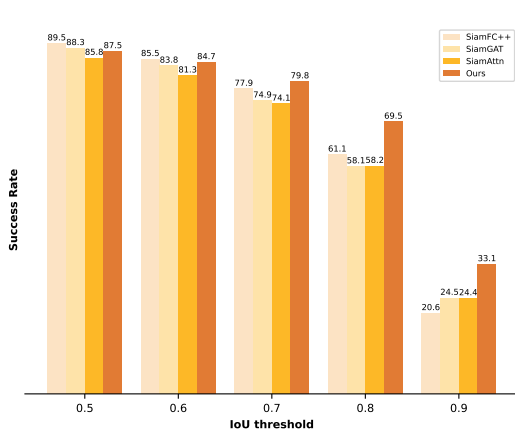


Figure 7: SR across IoU thresholds on GOT-10k val set.

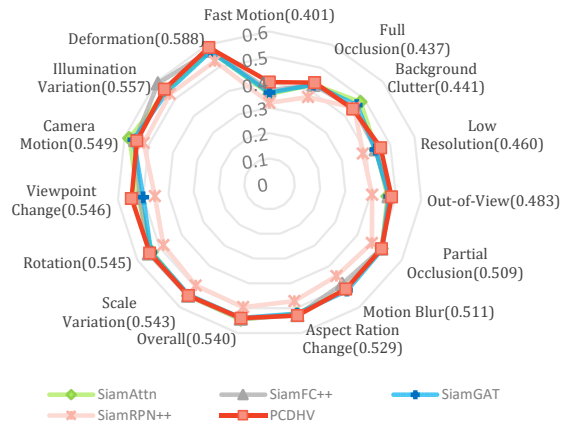


Figure 8: Attribute analysis on LaSOT test set.

Pyramid correlation. The baseline model (line 1 in Table 3) here is obtained by degenerating the pyramid correlation into a depth-wise correlation Li et al. (2019) while preserving other structures. As listed in Table 3, the tracker gained 1.3%, 1.2%, 0.6%, and 1.4% improvement in *AO* with the addition operations of pixel-wise correlation, pyramid pooling, attention mechanism and grouping operation, respectively. Each block is thus proved to have contribution on the final result through increases the fine-grained local details and the global spatial context on features.

Table 3: Effectiveness of each component of Pyramid correlation.

	Pixel-Wise	Pyramid	Attention	Group	AO	SR ₇₅
Baseline					56.7	46.7
	✓				58.0	48.1
	✓	✓			59.2	48.7
	✓	✓	✓		59.5	50.0
	✓	✓	✓	✓	60.9	50.2

Deep Hough Voting. As the vote aggregation block essentially has a quantitative requirement of $2R$ on the channel of the input feature, we degrade the vote generation block into a rough 1×1 convolutional layer merely responsible for channel reduction, combine which with the vote aggregation block as the baseline model. It can be seen from line 2 in Table 4 that, despite the feature size shrinkage brought by the un-padded 3×3 convolutional layers, our vote generation block can still work well with vote aggregation module and achieves a performance lift of 0.7% on *AO*, which indicates that the gain in perceptual field increment is greater than the gain in feature size increment. An notable improvement achieved through the incorporation of position-aware non-local block in vote refinement block, as shown in line 4, which can be contributed by both operations of grid fusing (3.2%

gain on AO , as shown in line 3) and up sampling (2.6% gain on AO , comparing line 3 with line 4).

Table 4: Effectiveness of each component of Deep Hough Voting.

	Generation	Refinemen	Aggregation	AO	SR ₇₅
Baseline	depth-wise		✓	54.4	43.1
	✓		✓	55.1	45.5
	✓	✓(-up)*	✓	58.3	48.1
	✓	✓	✓	60.9	50.2

* ✓(-up) denotes remove upsample from refinement block

4.4. Qualitative Results




Figure 9: Qualitative results compare with Ocean and SiamFC++ on three challenging sequences in GOT-10k val set.

Fig. 9 qualitatively shows our tracking results compared with state-of-the-art trackers Ocean Zhang et al. (2020) and SiamFC++ Xu et al. (2020) on three challenging sequences in GOT-10k val set Huang et al. (2019). It is challenging for offline trackers to accurately assess the exact position of the target when it undergoes large deformation (first row), occlusion (second row) and out-of-plane (third row) changes. Our tracker performs well than the trendy and advanced anchor-free algorithm, while maintaining a very accurate target position estimation and impressive tracking speed.

5. Conclusion

In this paper, we introduce a novel vote-based classification-only tracking algorithm PCDHV, locating the target by accurately estimating their top-left and bottom-right corner. We innovatively proposal a Pyramid Correlation to equip the correlation feature with fine-grained local structure and global spatial context. Then, the Deep Hough Voting takes over and further captures the channel-spatial relationships and long ranger dependencies, realizing that the maximum value of the output feature can accurately correspond to the target location. The discretization gap between feature maps and original tracking sequence is mitigated by two well-designed up sampling mechanisms. Extensive experiments show that PCDHV achieves better or comparable results than SOTA algorithm on several mainstream datasets. The tracking speed is also impressive with 80 FPS. We will try to further explore the adaptability of deeper feature extraction networks to our algorithm with an expectation of better performance improvement.

Acknowledgments

This work was supported by the Key Laboratory Foundation under Grant TCGZ2020C004, 202020429036, 3040012222101 and 3040036722103.

References

- Luca Bertinetto, Jack Valmadre, João F Henriques, Andrea Vedaldi, and Philip H S Torr. Fully-convolutional siamese networks for object tracking. In *ECCV*, 2016.
- Bowen Cheng, Yunchao Wei, Honghui Shi, Rogerio Feris, Jinjun Xiong, and Thomas Huang. Revisiting rcnn: On awakening the classification power of faster rcnn. In *ECCV*, 2018.
- Martin Danelljan, Goutam Bhat, Fahad Shahbaz Khan, and Michael Felsberg. Atom: Accurate tracking by overlap maximization. In *CVPR*, 2019.
- Fei Du, Peng Liu, Wei Zhao, and Xianglong Tang. Correlation-guided attention for corner detection based visual tracking. In *CVPR*, 2020.
- Heng Fan, Liting Lin, Fan Yang, Peng Chu, Ge Deng, Sijia Yu, Hexin Bai, Yong Xu, Chunyuan Liao, and Haibin Ling. Lasot: A high-quality benchmark for large-scale single object tracking. In *CVPR*, 2019.
- Dongyan Guo, Jun Wang, Ying Cui, Zhenhua Wang, and Shengyong Chen. Siamcar: Siamese fully convolutional classification and regression for visual tracking. In *CVPR*, 2020.
- Dongyan Guo, Yanyan Shao, Ying Cui, Zhenhua Wang, Liyan Zhang, and Chunhua Shen. Graph attention tracking. In *CVPR*, 2021.
- Meenakshi Gupta, Swagat Kumar, Laxmidhar Behera, and Venkatesh K. Subramanian. A novel vision-based tracking algorithm for a human-following mobile robot. *IEEE Transactions on Systems, Man, and Cybernetics: Systems*, 47(7):1415–1427, 2017.

- Lianghua Huang, Xin Zhao, and Kaiqi Huang. Got-10k: A large high-diversity benchmark for generic object tracking in the wild. *IEEE Transactions on Pattern Analysis and Machine Intelligence*, 2019.
- Hamed Kiani Galoogahi, Ashton Fagg, and Simon Lucey. Learning background-aware correlation filters for visual tracking. In *ICCV*, 2017.
- Alex Krizhevsky, Ilya Sutskever, and Geoffrey E Hinton. Imagenet classification with deep convolutional neural networks. *Advances in neural information processing systems*, 25: 1097–1105, 2012.
- Hei Law and Jia Deng. Cornernet: Detecting objects as paired keypoints. In *ECCV*, 2018.
- Bo Li, Junjie Yan, Wei Wu, Zheng Zhu, and Xiaolin Hu. High performance visual tracking with siamese region proposal network. In *CVPR*, 2018.
- Bo Li, Wei Wu, Qiang Wang, Fangyi Zhang, Junliang Xing, and Junjie Yan. Siamrpn++: Evolution of siamese visual tracking with very deep networks. In *CVPR*, 2019.
- Xi Li, Weiming Hu, Chunhua Shen, Zhongfei Zhang, Anthony Dick, and Anton Van Den Hengel. A survey of appearance models in visual object tracking. *ACM transactions on Intelligent Systems and Technology (TIST)*, 4(4):1–48, 2013.
- Tsung-Yi Lin, Priya Goyal, Ross Girshick, Kaiming He, and Piotr Dollar. Focal loss for dense object detection. In *ICCV*, 2017.
- Matthias Mueller, A. Bibi, S. Giancola, S. Alsubaihi, and B. Ghanem. Trackingnet: A large-scale dataset and benchmark for object tracking in the wild. In *ECCV*, 2018.
- Shaoqing Ren, Kaiming He, Ross Girshick, and Jian Sun. Faster r-cnn: Towards real-time object detection with region proposal networks. *IEEE Transactions on Pattern Analysis and Machine Intelligence*, 39(6):1137–1149, 2017.
- Nermin Samet, Samet Hicsonmez, and Emre Akbas. Houghnet: Integrating near and long-range evidence for bottom-up object detection. In Andrea Vedaldi, Horst Bischof, Thomas Brox, and Jan-Michael Frahm, editors, *ECCV*, 2020.
- Wenzhe Shi, Jose Caballero, Ferenc Huszár, Johannes Totz, Andrew P. Aitken, Rob Bishop, Daniel Rueckert, and Zehan Wang. Real-time single image and video super-resolution using an efficient sub-pixel convolutional neural network. In *CVPR*, 2016.
- Guanglu Song, Yu Liu, and Xiaogang Wang. Revisiting the sibling head in object detector. In *CVPR*, 2020.
- Christian Szegedy, Wei Liu, Yangqing Jia, Pierre Sermanet, and Andrew Rabinovich. Going deeper with convolutions. *IEEE Computer Society*, 2014.
- Paul Voigtlaender, Jonathon Luiten, Philip H.S. Torr, and Bastian Leibe. Siam r-cnn: Visual tracking by re-detection. In *CVPR*, 2020.

- Yi Wu, Jongwoo Lim, and Ming-Hsuan Yang. Object tracking benchmark. *IEEE Transactions on Pattern Analysis and Machine Intelligence*, 37(9):1834–1848, 2015.
- Yinda Xu, Zeyu Wang, Zuoxin Li, Ye Yuan, and Gang Yu. Siamfc++: Towards robust and accurate visual tracking with target estimation guidelines. In *AAAI*, 2020.
- Bin Yan, Houwen Peng, Jianlong Fu, Dong Wang, and Huchuan Lu. Learning spatio-temporal transformer for visual tracking, 2021.
- Yuechen Yu, Yilei Xiong, Weilin Huang, and Matthew R. Scott. Deformable siamese attention networks for visual object tracking. In *CVPR*, 2020.
- Kaihua Zhang, Lei Zhang, and Ming-Hsuan Yang. Fast compressive tracking. *IEEE Transactions on Pattern Analysis and Machine Intelligence*, 36(10):2002–2015, 2014.
- Zhipeng Zhang, Houwen Peng, Jianlong Fu, Bing Li, and Weiming Hu. Ocean: Object-aware anchor-free tracking. In *ECCV*, 2020.
- Zheng Zhu, Qiang Wang, Bo Li, Wei Wu, Junjie Yan, and Weiming Hu. Distractor-aware siamese networks for visual object tracking. In *ECCV*, 2018.