
NeuroLKH: Combining Deep Learning Model with Lin-Kernighan-Helsgaun Heuristic for Solving the Traveling Salesman Problem

Liang Xin

Nanyang Technological University
Singapore
XINL0003@e.ntu.edu.sg

Wen Song

Shandong University
Qingdao, China
wensong@email.sdu.edu.cn

Zhiguang Cao*

Singapore Institute of Manufacturing Technology
Singapore
zhiguangcao@outlook.com

Jie Zhang

Nanyang Technological University
Singapore
jzhang@ntu.edu.sg

Abstract

We present NeuroLKH, a novel algorithm that combines deep learning with the strong traditional heuristic Lin-Kernighan-Helsgaun (LKH) for solving Traveling Salesman Problem. Specifically, we train a Sparse Graph Network (SGN) with supervised learning for edge scores and unsupervised learning for node penalties, both of which are critical for improving the performance of LKH. Based on the output of SGN, NeuroLKH creates the edge candidate set and transforms edge distances to guide the searching process of LKH. Extensive experiments firmly demonstrate that, by training one model on a wide range of problem sizes, NeuroLKH significantly outperforms LKH and generalizes well to much larger sizes. Also, we show that NeuroLKH can be applied to other routing problems such as Capacitated Vehicle Routing Problem (CVRP), Pickup and Delivery Problem (PDP), and CVRP with Time Windows (CVRPTW).

1 Introduction

Traveling Salesman Problem (TSP) is an important NP-hard Combinatorial Optimization Problem with extensive industrial applications in various domains. Exact methods have the exponential worst-case computational complexity, which renders them impractical for solving large-scale problems in reality, even for highly optimized solvers such as Concorde. In contrast, although lacking optimality guarantees and non-trivial theoretical analysis, heuristic solvers search for near-optimal solutions with much lower complexity. They are usually desirable for real-life applications where statistically better performance is the goal.

Traditional heuristic methods are manually designed based on expert knowledge which is usually human-interpretable. However, supported by the recent development of deep learning technology, modern methods train powerful deep neural networks to learn the complex patterns from the TSP instances generated from some specific distributions [32, 1, 6, 21, 18, 34, 33, 35]. The performances of deep learning models for solving TSP are constantly improved by these works, which unfortunately are still far worse than the strong traditional heuristic solver and generally limited to relatively small problem sizes.

*Zhiguang Cao is the corresponding author.

We believe that learning-based methods should be combined with strong traditional heuristic algorithms, which is also suggested by [2]. In such a way, while learning the complex patterns from data samples, the efficient heuristics highly optimized by researchers for decades can be effectively utilized, especially for problems such as TSP which are well-studied due to their importance.

The Lin-Kernighan-Helsgaun (LKH) algorithm [12, 13] is generally considered as a very strong heuristic for solving TSP, which is developed based on the Lin-Kernighan (LK) heuristic [25]. LKH iteratively searches for λ -opt moves to improve the existing solution where λ edges of the tour are exchanged for another λ edges to form a shorter tour. To save the searching time, the edges to add are limited to a small *edge candidate set*, which is created before search. One of the most significant contributions of LKH is to generate the edge candidate set based on Minimum Spanning Tree, rather than using the nearest neighbor method in the LK heuristic. Furthermore, LKH applies penalty values to the nodes which are iteratively optimized using subgradient optimization (will be detailed in Section 3). The optimized node penalties are used by LKH to transform the edge distances for the λ -opt searching process and improve the quality of edge candidate sets, both of which help find better solutions.

However, the edge candidate set generation in LKH is still guided by hand-crafted rules, which could limit the quality of edge candidates and hence the search performance. Moreover, the iterative optimization of node penalties is time-consuming, especially for large-scale problems. To address these limitations, we propose NeuroLKH, a novel learning-based method featuring a Sparse Graph Network (SGN) combined with the highly efficient λ -opt local search of LKH. SGN outputs the edge scores and node penalties simultaneously, which are trained by supervised learning and unsupervised learning, respectively. NeuroLKH transforms the edge distances based on the node penalties learned inductively from training instances, instead of performing iterative optimization for each instance, therefore saving a significant amount of time. More importantly, at the same time the edge scores are used to create the edge candidate set, leading to substantially better sets than those created by LKH. NeuroLKH trains one single network on TSP instances across a wide range of sizes and generalizes well to substantially larger problems with minutes of unsupervised offline fine-tuning to adjust the node penalty scales for different sizes.

Same as existing works on deep learning models for solving TSP, NeuroLKH aims to learn complex patterns from data samples to find better solutions for instances following specific distributions. Following the evaluation process in these works, we perform extensive experiments. Results show that NeuroLKH improves the baseline algorithms by large margins, not only across the wide range of training problem sizes, but also on much larger problem sizes not used in training. Furthermore, NeuroLKH trained with instances of relatively simple distributions generalizes well to traditional benchmark with various node distributions such as the TSPLIB [27]. Also, we show that NeuroLKH can be applied to guide the extension of LKH [14] for more complicated routing problems such as the Capacitated Vehicle Routing Problem (CVRP), Pickup and Delivery Problem (PDP) and CVRP with Time Windows (CVRPTW), using generated test datasets and traditional benchmarks [28, 30].

2 Related works

Till now, for routing problems such as TSP, most works focus on learning construction heuristics, where deep neural networks are trained to sequentially select the nodes to visit with supervised learning [32, 15] or reinforcement learning [1, 6, 26, 21, 22]. Similarly, networks are trained to pick edges in [18, 20]. In another line of works [4, 33, 16, 9, 5], researchers employ deep learning models to learn the actions for improving existing solutions, such as picking regions and rules or selecting nodes for the 2-opt heuristic. However, the performance of these works is still quite far from the strong non-learning heuristics such as LKH. In addition, they focus only on relatively small-sized problems (up to hundreds of nodes).

A recent work [8] generalizes a network pre-trained on fixed-size small graphs to solve larger size problems by sampling small sub-graphs to infer and merging the results. This interesting idea can be applied to very large graphs, however, the performance is still inferior to LKH and deteriorates rapidly with the increase of problem size.

In a concurrent work [36], a VSR-LKH method is proposed which also applies a learning method in combination with LKH. However, very different from our method, VSR-LKH applies traditional reinforcement learning during the searching process *for each instance*, instead of learning patterns for

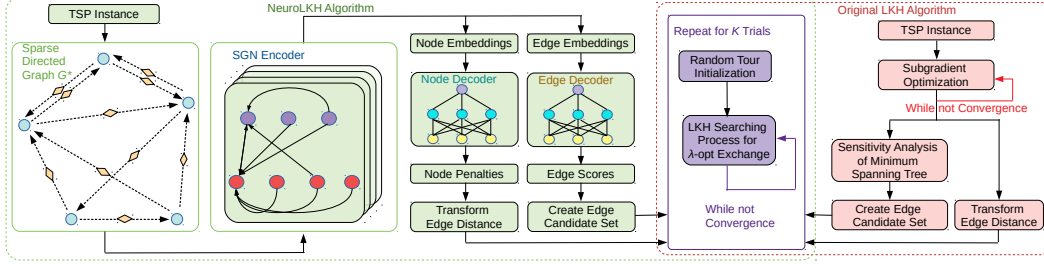


Figure 1: NeuroLKH algorithm and the original LKH algorithm.

a class of instances. Moreover, VSR-LKH aims to guide the decision on edge selections within the edge candidate set, which is generated using the original procedure of LKH. NeuroLKH significantly outperforms VSR-LKH by large margins in all the settings of our experiments on testing instances following the training distributions, especially when the time limits are short. Even more impressively, NeuroLKH achieves performance similar to VSR-LKH on traditional benchmark TSPLIB [27] with various node distributions, which are very different from the training distributions for NeuroLKH.

3 Preliminaries: LKH algorithm

The Lin-Kernighan-Helsgaun (LKH) algorithm [12, 13] is a local optimization algorithm developed based on the λ -opt move [24], where λ edges in the current tour are exchanged by another set of λ edges to achieve a shorter tour. While solving one instance, the LKH algorithm can conduct multiple trials to find better solutions. In each trial, starting from a randomly initialized tour, it iteratively searches for λ -opt exchanges that improve the tour, until no such exchanges can be found. In each iteration, the λ -opt exchanges are searched in the ascending order of variable λ and the tour will be replaced once an exchange is found to reduce the tour distance.

One central rule is that the λ -opt searching process is restricted and directed by an edge candidate set, which is created before search based on the α -measure using sensitivity analysis of the Minimum Spanning Tree. Here we briefly introduce the related concepts. A TSP graph can be viewed as an undirected graph $G = (V, E)$ with V as the set of $|V|$ nodes and E as the set of edges weighted by distances. A spanning tree of G is a connected graph with $|V| - 1$ edges from G and no cycles where any pair of nodes is connected by a path. A 1-tree of G is a spanning tree for the graph of node set $V \setminus \{1\}$ combined with two edges in E connected to node 1, an arbitrary special node in V . A minimum 1-tree is the 1-tree with minimum length. The α -measure of an edge $(i, j) \in E$ for graph G is defined as $\alpha(i, j) = \mathbb{L}(T^+(i, j)) - \mathbb{L}(T)$, where $\mathbb{L}(T)$ is the length of Minimum 1-Tree T and $\mathbb{L}(T^+(i, j))$ is the length of Minimum 1-Tree $T^+(i, j)$ required to include the edge (i, j) . The α -measure of an edge can be viewed as the extra length of the Minimum 1-Tree to include this edge.

The edge candidate set consists of the k edges with the smallest α -measures connected to each node ($k = 5$ as default). During the λ -opt searching process, the edges to be included into the new tour are limited to the edges in this candidate set, and edges with smaller α -measures will have higher priorities to be searched over. Therefore this candidate set not only restricts but also directs the search.

Moreover, the quality of α -measures can be improved significantly by a subgradient optimization method. If we add a penalty π_i to each node i and transform the original distance $s_{i,j}$ of the edge (i, j) to a new distance $c_{i,j}$ as $c_{i,j} = s_{i,j} + \pi_i + \pi_j$, the optimal tour for the TSP will stay the same but the Minimum 1-Tree usually will change. Because by definition, a Minimum 1-Tree with node degrees all equal to 2 is an optimal solution for the corresponding TSP instance. With the length of Minimum 1-Tree resulting from the penalty $\pi = (\pi_1, \dots, \pi_{|V|})$ as $\mathbb{L}(T_\pi)$, $w(\pi) = \mathbb{L}(T_\pi) - 2\sum_i \pi_i$ is a lower bound of the optimal tour distance for the original TSP instance. LKH applies subgradient optimization [11] to iteratively maximize this lower bound for multiple steps until convergence by applying $\pi^{\tau+1} = \pi^\tau + t^\tau(d^\tau - 2)$ at step τ , where t^τ is the scalar step size, d^τ is the vector of node degrees in the Minimum 1-Tree with penalty π^τ . Therefore, the node degrees are pushed towards 2. The α -measures after this optimization will substantially improve the quality of edge candidate set. Furthermore, the transformed edge distance $c_{i,j}$ after this optimization helps find better solutions when used during the searching process for λ -opt exchanges.

4 The proposed NeuroLKH algorithm

The subgradient optimization in LKH can substantially improve the quality of edge candidate sets based on the α -measures, and transform the edge distances effectively to achieve reasonably good performance. However, it still has major limitations as the optimization process is over one instance iteratively until convergence, which costs a large amount of time, especially for large-scale problems. Moreover, even after subgradient optimization, some critical patterns could be missed by the relatively straightforward sensitivity analysis of spanning tree. Therefore, the quality of edge candidate set could be further improved by large margins, which will in turn improve the overall performance.

We propose the NeuroLKH algorithm, which employs a Sparse Graph Network to learn the complex patterns associated with the TSP instances generated from a distribution. Concretely, the network will learn the edge scores and node penalties simultaneously with a multi-task training process. The edge scores are trained with supervised learning for creating the edge candidate set, while the node penalties are trained with unsupervised learning for transforming the edge distances. The architecture of NeuroLKH is presented in Figure 1, along with the original LKH algorithm. We will detail the Sparse Graph Network, the training process and the proposed NeuroLKH algorithm in the following.

4.1 Sparse Graph Network

For the Sparse Graph Network (SGN), we format the TSP instance as a sparse directed graph $G^* = (V, E^*)$ containing the node set V and a sparse edge set E^* which only includes the γ shortest edges pointed from each node, as shown in the leftmost green box in Figure 1, where the circles represent the nodes and the diamonds represent the directed edges. Sparsification of the graph is crucial for effectively training the deep learning model on large TSP instances and generalizing to even larger sizes. Note that edge (i, j) belongs to E^* does not necessarily mean that the opposite-direction edge (j, i) belongs to E^* . The node inputs $x_v \in \mathbb{R}^2$ are the node coordinates and the edge inputs $x_e \in \mathbb{R}$ are the edge distances. Though we focus on 2-dimensional TSP with Euclidean distance as the other deep learning literature like [21], the model can be applied to other kinds of TSP.

The SGN consists of 1) one encoder embedding the edge and node inputs into the corresponding feature vectors, and 2) two decoders for the edge scores and node penalties, respectively.

Encoder. The encoder first linearly projects the node inputs x_v and the edge inputs x_e into feature vectors $v_i^0 \in \mathbb{R}^D$ and $e_{i,j}^0 \in \mathbb{R}^D$, respectively, where D is the feature dimension, $i \in V$ and $(i, j) \in E^*$. Then the node and edge features are embedded with L Sparse Graph Convolutional Layers, which are defined formally as follows:

$$\text{attn}_{i,j}^l = \exp(W_a^l e_{i,j}^{l-1}) \oslash \sum_{(i,m) \in E^*} \exp(W_a^l e_{i,m}^{l-1}), \quad (1)$$

$$v_i^l = v_i^{l-1} + \text{ReLU}(\text{BN}(W_s^l v_i^{l-1} + \sum_{(i,j) \in E^*} \text{attn}_{i,j}^l \odot W_n^l v_j^{l-1})), \quad (2)$$

$$r_{i,j}^l = \begin{cases} W_r^l e_{j,i}^{l-1}, & \text{if } (j, i) \in E^* \\ W_r^l p^l, & \text{otherwise} \end{cases} \quad (3)$$

$$e_{i,j}^l = e_{i,j}^{l-1} + \text{ReLU}(\text{BN}(W_f^l v_i^{l-1} + W_t^l v_j^{l-1} + W_o^l e_{i,j}^{l-1} + r_{i,j}^l)), \quad (4)$$

where \odot and \oslash represent the element-wise multiplication and the element-wise division, respectively; $l = 1, 2, \dots, L$ is the layer index; $W_a^l, W_s^l, W_n^l, W_r^l, W_f^l, W_t^l, W_o^l \in \mathbb{R}^{D \times D}$ and $p^l \in \mathbb{R}^D$ are trainable parameters; Eqs. (2) and (4) consist of a Skip-Connection layer [10] and a Batch Normalization layer [17] in each; and the idea of element-wise attention in Eq. (1) is adopted from [3]. As the input graph G^* is directed and sparse, edges with different directions are embedded separately. But obviously the embedding of an edge (i, j) should benefit from knowing whether its opposite-direction counterpart (j, i) is also in the graph and the information of (j, i) , which motivates our design of Eqs. (3) and (4).

Decoders. The edge decoder takes the edge embeddings $e_{i,j}^L$ from the encoder and embeds them with two layers of linear projection followed by ReLU activation into $e_{i,j}^f$. Then the edge scores $\beta_{i,j}$ are calculated as follows:

$$\beta_{i,j} = \frac{\exp(W_\beta e_{i,j}^f)}{\sum_{(i,m) \in E^*} \exp(W_\beta e_{i,m}^f)}, \quad (5)$$

Algorithm 1 NeuroLKH Algorithm

Input: TSP instance, number of trials K **Output:** TSP solution $BestTour$

- 1: Convert the TSP instance to SGN input G^*, x_v, x_e
 - 2: Calculate the edge scores $\beta_{i,j}$ and the node penalties π_i with Eqs. (5) and (6)
 - 3: $EdgeDistance = TransformEdgeDistance(\pi)$
 - 4: $EdgeCandidateSet = CreateEdgeCandidateSet(\beta)$
 - 5: $BestTour = LKHSearchingTrials(EdgeDistance, EdgeCandidateSet, K)$
 - 6: **return** $BestTour$
-

Similarly, the node decoder first embeds the node embeddings v_i^L with two layers of linear projection and ReLU activation into v_i^f . Then the node penalties π_i are calculated as follows:

$$\pi_i = C \tanh(W_\pi v_i^f), \quad (6)$$

where $W_\beta, W_\pi \in \mathbb{R}^{D \times 1}$ are trainable parameters; $C = 10$ is used to keep the node penalties in the range of $[-10, 10]$.

4.2 Training process

We train the network to learn the edge scores with supervised learning. And the edge loss \mathcal{L}_β is detailed as follows:

$$\mathcal{L}_\beta = -\frac{1}{\gamma|V|} \sum_{(i,j) \in E^*} (\mathbb{1}\{(i,j) \in E_o^*\} \log \beta_{i,j} + \mathbb{1}\{(i,j) \notin E_o^*\} \log(1 - \beta_{i,j})), \quad (7)$$

where $E_o^* = \{(i,j) \in E^* | (i,j) \text{ in the optimal tour}\}$. Effectively, we increase the edge scores $\beta_{i,j}$ if the edge (i,j) belongs to the optimal tour and decrease them otherwise.

The node penalties are trained by unsupervised learning. Similar to the goal of subgradient optimization in LKH, we are trying to transform the Minimum 1-Tree generated from the TSP graph G closer to a tour where all nodes have a degree of 2. An important distinction from LKH is that we are learning the patterns for a class of TSP instances following a distribution, instead of optimizing the penalties for a specific TSP instance. The node loss \mathcal{L}_π is detailed as follows:

$$\mathcal{L}_\pi = -\frac{1}{|V|} \sum_{i \in V} (d_i(\pi) - 2)\pi_i, \quad (8)$$

where $d_i(\pi)$ is the degree of node i in the Minimum 1-Tree T_π induced with penalty $\pi = (\pi_1, \dots, \pi_{|V|})$. The penalties are increased for nodes with degrees larger than 2 and decreased for nodes with smaller degrees. The SGN is trained for the task of outputting the edge scores and node penalties simultaneously with the loss function $\mathcal{L} = \mathcal{L}_\beta + \eta_\pi \mathcal{L}_\pi$, where η_π is the coefficient for balancing the two losses.

4.3 NeuroLKH algorithm

The process of using NeuroLKH to solve one instance is shown in Algorithm 1. Firstly, the TSP instance is converted to a sparse directed graph G^* . Then the SGN encoder embeds the nodes and edges in G^* into feature embeddings, based on which the decoders output the node penalties π and edge scores β . Afterwards, NeuroLKH creates powerful edge candidate set and transforms the distance of each edge effectively, which further guides NeuroLKH to conduct multiple LKH trials to find good solutions. We detail each part as follows.

Transform Edge Distance. Based on the node penalties π_i , the original edge distances $s_{i,j}$ are transformed into new distances $c_{i,j} = s_{i,j} + \pi_i + \pi_j$, which will be used in the search process. With such a transformation, the optimal solution tour will stay the same. And the tour distance calculated with the transformed edge distances will be subtracted by $2 \sum_{i \in V} \pi_i$ to restore the tour distance for the original TSP.

Create Edge Candidate Set. For each node $i \in V$, the edge scores $\beta_{i,j}$ are sorted for $(i,j) \in E^*$ and the edges with the top- k largest scores are included in the edge candidate set. Edges with larger

scores have higher priorities in the candidate set, which will be tried first for adding in the exchange during the LKH search process. Note that neither the original LKH nor NeuroLKH can guarantee all the edges in the optimal tour to be included in the edge candidate set. However, optimal solutions are still likely to be found during the multiple trials.

LKH Searching Trials. To solve one TSP instance, LKH conducts multiple trials to find better solutions. In each trial, one tour is initialized randomly, and iterations of LKH search are conducted for the λ -opt exchanges until the tour can no longer be improved by such exchanges. In each iteration, LKH searches in the ascending order of λ for λ -opt exchanges to reduce tour length, which will be applied once found.

Based on the trained SGN network, NeuroLKH infers the edge distance transformation and candidate set to guide the LKH trials, which is done by performing forward calculation through the model. This is much faster than the corresponding procedure in the original LKH, which employs subgradient optimization on each instance iteratively until convergence and is apparently time-consuming especially for large-scale problems. More importantly, rather than using the hand-crafted rules based on sensitivity analysis in the original LKH, NeuroLKH learns to create edge candidate set of much higher quality with the powerful deep model, leading to significantly better performance.

5 Experiments

In this section, we conduct extensive experiments on TSP with various sizes and show the effective performance of NeuroLKH compared to the baseline algorithms. Our code is publicly available.¹

Dataset distribution. Closely following the existing works such as [21], we experiment with the 2-dimensional TSP instances in the Euclidean distance space where both coordinates of each node are generated independently from a unit uniform distribution. We train only one network using TSP instances ranging from 101 to 500 nodes. Since the amount of supervision and feedback during training is linearly related to the number of nodes. We generate $500000/|V|$ instances for each size $|V|$ in the training dataset, resulting in approximately 780000 instances in total. Therefore the amounts of supervision and feedback are kept similar across different sizes. We use Concorde² to get the optimal edges E_o^* for the supervised training of edge scores. For testing, we generate 1000 instances for each testing problem size.

Hyperparameters. We choose the number of directed edges pointed from one node in the sparse edge set E^* as $\gamma = 20$, which results in only 0.01% of the edges in the optimal tours missed in E^* for the training dataset. We also conduct experiments to justify this choice in Appendix Section A. The hidden dimension is set to $D = 128$ in the network with $L = 30$ Sparse Graph Convolutional Layers. The node penalty coefficient in the loss function is $\eta_\pi = 1$. The network is trained by Adam Optimizer [19] with learning rate of 0.0001 for 16 epochs, which takes approximately 4 days. The deep learning models are trained and evaluated with one RTX-2080Ti GPU. The other parts of experiments without deep models for NeuroLKH and other baselines are conducted with random seed 1234 on an Intel(R) Core(TM) i9-10940X CPU unless stated otherwise. Hyperparameters for the LKH searching process are consistent with the example script for TSP given by LKH available online³ and those used in [36].

5.1 Comparative study on TSP

Here, we compare NeuroLKH with the original LKH algorithm [13] and the recently proposed VSR-LKH algorithm [36]. We do not compare with other deep learning based methods here because their performances are rather inferior to LKH, and most of them can hardly generalize to problems with more than 100 nodes. One exception is the method in [8], which is tested on large problems but the performances are still far worse than LKH.

All algorithms are run once for each testing instance as we find running multiple times only provides very marginal improvement. For each testing problem size, we run the original LKH for 1, 10, 100, and 1000 trials, and record the total amounts of time in solving the 1000 instances. Then we impose

¹<https://github.com/liangxinedu/NeuroLKH>

²<https://www.math.uwaterloo.ca/tsp/concorde>

³<http://akira.ruc.dk/%7Ekeld/research/LKH-3/LKH-3.0.6.tgz>

Table 1: Comparative results on training sizes

Method	Time(s)	$ V = 100$		Time(s)	$ V = 200$		Time(s)	$ V = 500$	
		Obj	Gap(% _{oo})		Obj	Gap(% _{oo})		Obj	Gap(% _{oo})
Concorde	207	*7.753246	0.000	1072	*10.701303	0.000	17022	*16.541830	0.000
LKH (1 trial)	33	7.755071	2.353	80	10.707043	5.364	338	16.556733	9.009
VSR-LKH		7.754980	2.236		10.706739	5.080		16.557297	9.350
NeuroLKH		7.753332	0.111		10.701873	0.533		16.543197	0.826
LKH (10 trials)	43	7.754177	1.200	111	10.703724	2.263	445	16.548017	3.740
VSR-LKH		7.754184	1.209		10.703997	2.518		16.549591	4.692
NeuroLKH		7.753311	0.083		10.701623	0.299		16.542880	0.634
LKH (100 trials)	127	7.753450	0.263	368	10.701755	0.423	1147	16.543707	1.134
VSR-LKH		7.753407	0.207		10.701687	0.359		16.543085	0.759
NeuroLKH		7.753270	0.030		10.701381	0.073		16.542163	0.201
LKH (1000 trials)	938	7.753254	0.010	2805	10.701351	0.045	7527	16.542125	0.178
VSR-LKH		7.753322	0.097		10.701336	0.031		16.541934	0.063
NeuroLKH		7.753247	0.000		10.701303	0.000		16.541847	0.010

the same amounts of time as time limits to NeuroLKH and VSR-LKH for solving the same 1000 instances for fair comparison. Note that for NeuroLKH, the solving time is the summation of the inference time of SGN on GPU and LKH searching time on CPU. In the following tables, for each size and time limit, we report the average performance (tour distance) and the total solving time for the 1000 testing instances.

Comparison on training sizes. In Table 1, we report the performances of LKH, VSR-LKH and NeuroLKH on three testing datasets with 100, 200 and 500 nodes, which are within the size range of instances used in training. Note that we train only one SGN Network on a wide range of problem sizes and here we use these three sizes to demonstrate the testing performances. We also use the exact solver Concorde on these instances to obtain the optimal solutions and compute the optimality gap for each method. As shown in this table, it is clear that NeuroLKH outperforms both LKH and VSR-LKH significantly and consistently across different problem sizes and with different time limits. Notably, the optimality gaps are reduced by at least an order of magnitude for most of the cases, which is a significant improvement.

Generalization analysis on larger sizes. We further show the generalization ability of NeuroLKH on much larger graph sizes of 1000, 2000 and 5000 nodes. Note that while the edge scores in SGN generalize well without any modification, it is hard for the node penalties to directly generalize. This is because they are trained unsupervisedly and SGN does not have any knowledge about how to penalize the nodes for larger TSP instances. Nevertheless, this could be resolved by a simple fine-tuning step. As the learned node embeddings are very powerful, we only fine-tune the very small amount of parameters in the SGN node decoder and keep the other parameters fixed. Specifically, for each of the large sizes, we fine-tune the node decoder for 100 iterations with batch size of $5000/|V|$, which only takes less than one minute for each size of 1000, 2000 and 5000. This fast fine-tuning process is for TSPs of one size generated from the distribution instead of specific instances, and may be viewed as adjusting the scale of penalties for large sizes. The generalization results are summarized in Table 2. Note that we do not run Concorde here due to the prohibitively long running time, and the gaps are with respect to the best value found by all methods. Clearly, NeuroLKH generalizes well to substantially larger problem sizes and the improvement of NeuroLKH over baselines is significant and consistent across all the settings.

Further discussion. The inference time of SGN in NeuroLKH for the 1000 instances of 100, 200, 500, 1000, 2000 and 5000 nodes is 3s, 6s, 16s, 33s, 63s and 208s, which is approximately linear with the number of nodes $|V|$. In contrast, the subgradient optimization in LKH and VSR-LKH needs 20s, 51s, 266s, 1028s, 4501s and 38970s, which grows superlinearly with $|V|$ and is much longer than SGN inference, especially for large-scale problems. For NeuroLKH, the saved time is used to conduct more trials, which effectively helps to find better solutions. This effect is more salient with short time limit. Meanwhile, the number of trials is also small for short time limit and the algorithm only searches a small number of solutions, in which case the guidance of edge candidate set is more important. Due to these two reasons, the improvement of NeuroLKH over baselines is particularly substantial for short time limit. This is a desirable property especially for time-critical applications and solving large-scale problems, for which large numbers of trials are not feasible.

Table 2: Comparative results on generalization sizes

Method	Time(s)	$ V = 1000$		Time(s)	$ V = 2000$		Time(s)	$ V = 5000$	
		Obj	Gap(‰)		Obj	Gap(‰)		Obj	Gap(‰)
LKH (1 trial)		23.155916	10.593		32.483851	11.264		51.025519	12.284
VSR-LKH	1183	23.154946	10.173	4843	32.485551	11.788	40048	51.025539	12.288
NeuroLKH		23.133494	0.899		32.449752	0.755		50.965382	0.484
LKH (10 trials)		23.143435	5.197		32.466953	6.056		50.998721	7.026
VSR-LKH	1414	23.143347	5.159	5322	32.467997	6.377	41523	51.000093	7.295
NeuroLKH		23.133066	0.714		32.449519	0.683		50.965219	0.452
LKH (100 trials)		23.135427	1.735		32.455454	2.512		50.976677	2.700
VSR-LKH	2567	23.134426	1.302	7371	32.454427	2.195	47884	50.979317	3.218
NeuroLKH		23.132258	0.365		32.448666	0.420		50.964677	0.345
LKH (1000 trials)		23.132216	0.347		32.448954	0.509		50.965233	0.455
VSR-LKH	12884	23.131658	0.105	25613	32.447953	0.200	103885	50.965300	0.468
NeuroLKH		23.131414	0.000		32.447304	0.000		50.962916	0.000

In Figure 2, we plot the performance of the LKH, VSR-LKH and NeuroLKH algorithms for solving the testing datasets with different numbers of nodes against different running time to visualize the improvement process (the resulting objective values after each trial). The time limits are set to the longest ones used in Table 1 and Table 2, which are the running time of LKH with 1000 trials. Clearly, NeuroLKH outperforms both LKH and VSR-LKH significantly and consistently across different problem sizes and with different time limits. In particular, NeuroLKH is superior as it not only reaches good solutions fast but also converges to better solutions eventually. With the same performance (i.e. objective value), NeuroLKH considerably reduces the computational time. We can also conclude that when the time limit is short, the improvement of NeuroLKH over baselines is particularly substantial. In addition, we show that the subgradient optimization is necessary for LKH and VSR-LKH. As exhibited in Figure 2, the performances of both LKH and VSR-LKH are much worse without subgradient optimization (w/o SO). More impressively, even ignoring the preprocessing time (IPT) used for subgradient optimization (pertaining to LKH and VSR-LKH) and Sparse Graph Network inferring (pertaining to NeuroLKH), NeuroLKH still outstrips both LKH and VSR-LKH. Note that this comparison is unfair for NeuroLKH as LKH and VSR-LKH consume much longer preprocessing time which is unavoidable.

For the results reported in Table 1 and Table 2, almost all the improvements of NeuroLKH over LKH and VSR-LKH on different sizes and with different time limits are statistically significant with confidence levels larger than 99%. The only one exception is the performance on TSP with 100 nodes and the running time of LKH with 1000 trials where the confidence levels are 90.5% and 97.6% for the improvements, respectively.

In the Appendix Section A, we also show that NeuroLKH substantially outperforms other deep learning based methods [21, 20, 33, 18, 15, 8, 22, 5].

Generalization to TSPLIB benchmark. Besides generalization to larger sizes, generalization to different distributions remains a crucial challenge for deep learning based methods in existing works. The TSPLIB benchmark contains instances with various node distributions, making it extremely hard for such methods. We test on all the 72 TSPLIB instances with Euclidean distances and less than 10000 nodes. The number of trials is set to be the number of nodes and the algorithms are run 10 times for each instance following the convention for TSPLIB in [12, 36]. With the various unknown node distributions, we do not fine-tune the model for the node penalties and only use the edge scores in NeuroLKH. For the 24 instances labeled as hard in [36], which the original LKH fails to solve optimally during at least one of the 10 runs, NeuroLKH trained with uniformly distributed data is able to find optimal solutions 6.13 times on average, which is much better than LKH (3.75 times). As an active learning method, VSR-LKH finds optimal solutions 6.42 times on average, slightly better than NeuroLKH. While NeuroLKH improves the results on most hard instances, it could generalize poorly on instances with certain special patterns such as where most nodes are located along several horizontal lines, making it fail to solve 11 of the 48 easy instances optimally for some runs.

With the same training dataset size, we trained another model NeuroLKH_M using a mixture of instances with uniformly distributed nodes, clustered nodes with 3-8 clusters, half uniform and half clustered nodes following [30]. NeuroLKH_M finds optimal solutions 6.79 times on average for the hard instances and fails to solve only 5 easy instances optimally for some runs, better than the

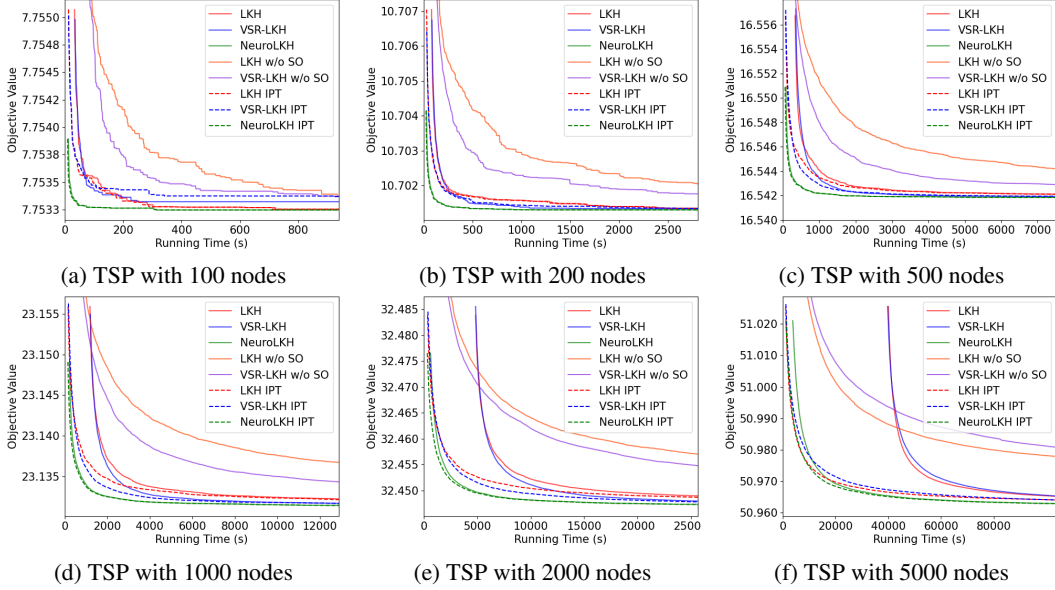


Figure 2: Performances of LKH, VSR-LKH and NeuroLKH for solving TSP with different sizes against different running time

NeuroLKH trained with only uniformly distributed instances. For all the 72 instances, NeuroLKH_M finds optimal solutions 8.74 times on average, which is much better than LKH (7.92 times) but slightly worse than VSR-LKH (8.78 times). Detailed results of each instance are listed in the Appendix Section B.

5.2 Experiments on other routing problems

Finally, we show that NeuroLKH can be easily extended to solve much more complicated routing problems such as the Capacitated Vehicle Routing Problem (CVRP), the Pickup and Delivery Problem (PDP) and CVRP with Time Windows (CVRPTW). We briefly introduce the problems in the Appendix Section C. Different from TSP, the node penalties do not apply to these problems. Therefore, NeuroLKH only learns the edge candidate set. As these three problems are very hard to solve and the optimal solutions are not available in a reasonable amount of time, we use LKH with 10000 trials to get solutions as training labels. The demands, capacities, starts and ends in the time windows are taken as node inputs along with the coordinates. For PDP, we add connections between each pair of pickup and delivery nodes and assign weight matrices for these connections in Eq. (2). For PDP and CVRPTW, the edge directions affect the tour feasibility therefore the model learns the in-direction edge scores and out-direction edge scores for each node with Eq. (5).

The node coordinates are also generated uniformly from the unit square for all three problems, following [21, 23]. For CVRP, the demands of customers are generated uniformly from integers $\{1..9\}$ with the capacity fixed as $40 + 0.1 \times |V|$, compatible with the largest CVRP (100 nodes) studied in [21]. For CVRPTW, we use the same way to generate demands, capacity, serving time and time windows as [7]. A training dataset for CVRP with 101-500 nodes and $120000/|V|$ instances for each size (about 180000 in total) is used to train the SGN for 10 epochs. PDP and CVRPTW are harder to solve therefore we use a training dataset with 41-200 nodes and $240000/|V|$ instances for each size. The other hyperparameters in SGN are the same as TSP and those for LKH searching process are consistent with example scripts given by LKH for CVRP, PDP and CVRPTW (with the SPECIAL hyperparameter).

In Table 3, we show the performance of NeuroLKH and the original LKH on testing datasets with 1000 instances for the smallest and largest graph sizes (number of customers) used in training as well as a much larger generalization size. We use the solving time of LKH with 100, 1000, 10000 trials as the time limits. For 100 trials, both methods fail to find feasible solutions for less than 1% of the PDP and CVRPTW test instances with 300 nodes. Whenever this happens, we push the infeasible visits to

Table 3: Comparative results for other routing problems

Method	Time(s)	Obj	Gap(%)	Time(s)	Obj	Gap(%)	Time(s)	Obj	Gap(%)	
		V = 100			V = 500			Generalization V = 1000		
CVRP	LKH (100 trials)	485	15.8363	1.675	2043	42.1621	5.394	4607	58.1372	9.750
	NeuroLKH		15.7770	1.295		41.7311	4.316		56.6469	6.937
	LKH (1000 trials)	4520	15.6483	0.468	15812	40.6103	1.515	30133	54.3412	2.584
NeuroLKH		15.6295	0.348		40.4974	1.233		54.0499	2.034	
LKH (10000 trials)	45435	15.5823	0.044	166875	40.0670	0.157	319368	53.1093	0.259	
NeuroLKH		15.5754	0.000		40.0043	0.000		52.9723	0.000	
		V = 40			V = 200			Generalization V = 300		
PDP	LKH (100 trials)	115	6.2495	0.819	2832	13.8390	5.535	7939	17.0913	6.916
	NeuroLKH		6.2241	0.409		13.6246	3.899		16.7867	5.011
	LKH (1000 trials)	845	6.2088	0.163	21216	13.2850	1.310	55643	16.2447	1.620
NeuroLKH		6.2041	0.087		13.2443	0.999		16.1857	1.251	
LKH (10000 trials)	7989	6.1998	0.018	195220	13.1387	0.194	515377	16.0119	0.163	
NeuroLKH		6.1988	0.000		13.1132	0.000		15.9857	0.000	
		V = 40			V = 200			Generalization V = 300		
CVRPTW	LKH (100 trials)	147	9.3051	1.081	813	26.1757	7.124	1746	34.2301	8.798
	NeuroLKH		9.2606	0.597		25.4000	3.949		32.9676	4.786
	LKH (1000 trials)	1017	9.2276	0.239	4525	24.9770	2.218	7820	32.2671	2.559
NeuroLKH		9.2207	0.164		24.7857	1.435		32.0224	1.781	
LKH (10000 trials)	9624	9.2073	0.018	45509	24.5338	0.405	75481	31.5719	0.350	
NeuroLKH		9.2056	0.000		24.4350	0.000		31.4620	0.000	

the end to get feasible solutions. The inferring time of SGN is 1s, 3s, 7s, 10s, 19s and 40s in total for the 1000 instances in the testing datasets with 40, 100, 200, 300, 500 and 1000 nodes, which is a tiny fraction compared to the LKH searching process. As shown in Table 3, NeuroLKH significantly improves the solution quality compared with the original LKH which is a very strong heuristic solver for all three problems, showing its potential in handling various types of routing problems.

Performance on traditional benchmarks. To show the effectiveness of NeuroLKH on complicated routing problems with various distributions, we perform experiments on CVRPLIB [30] and Solomon [28] benchmark datasets. CVRPLIB [30] contains various sized CVRP instances with a combination of 3 depot positioning, 3 customer positioning and 7 demand distributions. Solomon benchmark [28] contains CVRPTW instances with 100 customers and various distributions of time windows. We detail the benchmarks, the training datasets and the results for each instance in the Appendix Section D. In summary, tested on the 43 instances with 100-300 nodes in CVRPLIB [30], NeuroLKH improves the average performances on 38, 38 and 31 instances when the time limits are set to the time of LKH with 100, 1000 and 10000 trials, respectively. On the 11 Solomon R2-type instances, NeuroLKH outperforms LKH almost consistently with all the settings (32 out of the 33).

6 Conclusion

In this paper, we propose an algorithm utilizing the great power of deep learning models to combine with a strong heuristic for TSP. Specifically, one Sparse Graph Network is trained to predict the edge scores and the node penalties for generating the edge candidate set and transforming the edge distances, respectively. As shown in the extensive experiments, the improvement of NeuroLKH over baseline algorithms within different time limits is consistent and significant. And NeuroLKH generalizes well to instances with much larger graph sizes than training sizes and traditional benchmarks with various node distributions. Also, we use CVRP, PDP and CVRPTW to demonstrate that NeuroLKH effectively applies to other routing problems. NeuroLKH can effectively learn the routing patterns for TSP which generalize well to much larger sizes and different distributions of nodes. However, for other complicated routing problems such as CVRP and CVRPTW, although NeuroLKH generalizes well to larger sizes, it is hard to directly generalize to other distributions of demands and time windows without training, which is a limitation of NeuroLKH and is left for future research. In addition, NeuroLKH can be further combined with other learning based techniques such as sparsifying the TSP graph [29] and other strong traditional algorithms such as the Hybrid Genetic Search [31].

Acknowledgments and Disclosure of Funding

This work was supported by the A*STAR Cyber-Physical Production System (CPPS) – Towards Contextual and Intelligent Response Research Program, under the RIE2020 IAF-PP Grant A19C1a0018, and Model Factory@SIMTech, in part by the National Natural Science Foundation of China under Grant 61803104 and Grant 62102228, and in part by the Young Scholar Future Plan of Shandong University under Grant 62420089964188.

References

- [1] I. Bello, H. Pham, Q. V. Le, M. Norouzi, and S. Bengio. Neural combinatorial optimization with reinforcement learning. In *Proceedings of International Conference on Learning Representations (ICLR)*, 2016.
- [2] Y. Bengio, A. Lodi, and A. Prouvost. Machine learning for combinatorial optimization: a methodological tour d’horizon. *European Journal of Operational Research*, 2020.
- [3] X. Bresson and T. Laurent. Residual gated graph convnets. *arXiv preprint arXiv:1711.07553*, 2017.
- [4] X. Chen and Y. Tian. Learning to perform local rewriting for combinatorial optimization. In *Advances in Neural Information Processing Systems*, pages 6278–6289, 2019.
- [5] P. R. d. O. da Costa, J. Rhuggenaath, Y. Zhang, and A. Akcay. Learning 2-opt heuristics for the traveling salesman problem via deep reinforcement learning. In *Asian Conference on Machine Learning*, pages 465–480. PMLR, 2020.
- [6] H. Dai, E. Khalil, Y. Zhang, B. Dilkina, and L. Song. Learning combinatorial optimization algorithms over graphs. In *Advances in Neural Information Processing Systems*, pages 6348–6358, 2017.
- [7] J. K. Falkner and L. Schmidt-Thieme. Learning to solve vehicle routing problems with time windows through joint attention. *arXiv preprint arXiv:2006.09100*, 2020.
- [8] Z.-H. Fu, K.-B. Qiu, and H. Zha. Generalize a small pre-trained model to arbitrarily large tsp instances. In *Proceedings of the AAAI Conference on Artificial Intelligence*, 2021.
- [9] S. Y. Hao Lu, Xingwen Zhang. A learning-based iterative method for solving vehicle routing problems. In *Proceedings of International Conference on Learning Representations (ICLR)*, 2020.
- [10] K. He, X. Zhang, S. Ren, and J. Sun. Deep residual learning for image recognition. In *Proceedings of the IEEE conference on computer vision and pattern recognition*, pages 770–778, 2016.
- [11] M. Held and R. M. Karp. The traveling-salesman problem and minimum spanning trees: Part ii. *Mathematical programming*, 1(1):6–25, 1971.
- [12] K. Helsgaun. An effective implementation of the lin–kernighan traveling salesman heuristic. *European Journal of Operational Research*, 126(1):106–130, 2000.
- [13] K. Helsgaun. General k-opt submoves for the lin–kernighan tsp heuristic. *Mathematical Programming Computation*, 1(2-3):119–163, 2009.
- [14] K. Helsgaun. An extension of the lin-kernighan-helsgaun tsp solver for constrained traveling salesman and vehicle routing problems. *Roskilde: Roskilde University*, 2017.
- [15] A. Hottung, B. Bhandari, and K. Tierney. Learning a latent search space for routing problems using variational autoencoders. In *Proceedings of International Conference on Learning Representations (ICLR)*, 2021.
- [16] A. Hottung and K. Tierney. Neural large neighborhood search for the capacitated vehicle routing problem. In *European Conference on Artificial Intelligence*, 2020.

- [17] S. Ioffe and C. Szegedy. Batch normalization: Accelerating deep network training by reducing internal covariate shift. In *International Conference on Machine Learning*, pages 448–456, 2015.
- [18] C. K. Joshi, T. Laurent, and X. Bresson. An efficient graph convolutional network technique for the travelling salesman problem. *arXiv preprint arXiv:1906.01227*, 2019.
- [19] D. P. Kingma and J. Ba. Adam: A method for stochastic optimization. In *Proceedings of International Conference on Learning Representations (ICLR)*, 2014.
- [20] W. Kool, H. van Hoof, J. Gromicho, and M. Welling. Deep policy dynamic programming for vehicle routing problems. *arXiv preprint arXiv:2102.11756*, 2021.
- [21] W. Kool, H. van Hoof, and M. Welling. Attention, learn to solve routing problems! In *Proceedings of International Conference on Learning Representations (ICLR)*, 2019.
- [22] Y.-D. Kwon, J. Choo, B. Kim, I. Yoon, Y. Gwon, and S. Min. Pomo: Policy optimization with multiple optima for reinforcement learning. In *Advances in Neural Information Processing Systems*, volume 33, 2020.
- [23] J. Li, L. Xin, Z. Cao, A. Lim, W. Song, and J. Zhang. Heterogeneous attentions for solving pickup and delivery problem via deep reinforcement learning. *IEEE Transactions on Intelligent Transportation Systems*, 2021.
- [24] S. Lin. Computer solutions of the traveling salesman problem. *Bell System Technical Journal*, 44(10):2245–2269, 1965.
- [25] S. Lin and B. W. Kernighan. An effective heuristic algorithm for the traveling-salesman problem. *Operations research*, 21(2):498–516, 1973.
- [26] M. Nazari, A. Oroojlooy, L. Snyder, and M. Takác. Reinforcement learning for solving the vehicle routing problem. In *Advances in Neural Information Processing Systems*, pages 9839–9849, 2018.
- [27] G. Reinelt. Tsplib—a traveling salesman problem library. *ORSA journal on computing*, 3(4):376–384, 1991.
- [28] M. M. Solomon. Algorithms for the vehicle routing and scheduling problems with time window constraints. *Operations research*, 35(2):254–265, 1987.
- [29] Y. Sun, A. Ernst, X. Li, and J. Weiner. Generalization of machine learning for problem reduction: a case study on travelling salesman problems. *OR Spectrum*, 43(3):607–633, 2021.
- [30] E. Uchoa, D. Pecin, A. Pessoa, M. Poggi, T. Vidal, and A. Subramanian. New benchmark instances for the capacitated vehicle routing problem. *European Journal of Operational Research*, 257(3):845–858, 2017.
- [31] T. Vidal, T. G. Crainic, M. Gendreau, N. Lahrichi, and W. Rei. A hybrid genetic algorithm for multidepot and periodic vehicle routing problems. *Operations Research*, 60(3):611–624, 2012.
- [32] O. Vinyals, M. Fortunato, and N. Jaitly. Pointer networks. In *Advances in Neural Information Processing Systems*, volume 28, 2015.
- [33] Y. Wu, W. Song, Z. Cao, J. Zhang, and A. Lim. Learning improvement heuristics for solving routing problems. *IEEE Transactions on Neural Networks and Learning Systems*, 2021.
- [34] L. Xin, W. Song, Z. Cao, and J. Zhang. Step-wise deep learning models for solving routing problems. *IEEE Transactions on Industrial Informatics*, 17(7):4861–4871, 2020.
- [35] L. Xin, W. Song, Z. Cao, and J. Zhang. Multi-decoder attention model with embedding glimpse for solving vehicle routing problems. In *Proceedings of the 35th AAAI Conference on Artificial Intelligence*, pages 12042–12049, 2021.
- [36] J. Zheng, K. He, J. Zhou, Y. Jin, and C.-m. Li. Combining reinforcement learning with linkernighan-helsgaun algorithm for the traveling salesman problem. In *Proceedings of the AAAI Conference on Artificial Intelligence*, 2021.

A Experiments for TSP

To verify the quality of the edge candidate set learned by NeuroLKH, we report two metrics for the edge candidate set attained by different methods, i.e., the average ranking of the optimal edges and the percentage of optimal edges missed in the set, respectively. Regarding the sensitivity analysis of the Minimum Spanning Tree with the subgradient optimization in LKH algorithm, 0.68% and 0.67% of the optimal edges are missed in the candidate set for TSP100 and TSP500, respectively, where the average rankings of optimal edges are 1.670 and 1.681. The ideal average ranking would be 1.5 since the two optimal edges for each node would be the first and the second in the ranks. NeuroLKH reduces the average ranking to 1.557 and 1.597 where only 0.05% and 0.09% of the optimal edges are missed in the set, which justifies the effectiveness of NeuroLKH in learning desirable edge candidates.

For TSP, we choose the number of directed edges pointed from one node in the sparse edge set E^* as $\gamma = 20$ to include most of the edges in the optimal tours into the sparse graph, which results in only 0.01% of the optimal edges missed in the sparse graph for the training dataset. In our experiments with $\gamma = 10, 20, 30$ (trained with 20% of the training samples to save time), 0.643%, 0.209% and 0.208% of the optimal edges are missed in the candidate set with the average ranking of the optimal edges 1.653, 1.646 and 1.640 for TSP500, respectively. With $\gamma > 20$ (i.e. numbers of edges), it only improves the average ranking marginally with similar percentages of optimal edges but obviously increases the computational time. Pertaining to other routing problems, we find similar results therefore we use $\gamma = 20$ for consistency. We find that the network can hardly give a high edge score to an edge with considerably large Euclidean distance and include it into the candidate set. Therefore larger γ is not needed which does not impact the performance much as long as it is not too small (e.g. less than 20).

The model outputs the node penalties within the range of $[-C, C]$ with $C = 10$. In the original LKH algorithm, a subgradient optimization process is used to optimize the node penalties iteratively until convergence for each instance. In this process for the training instances where the coordinates are always between 0 and 1, we find that the penalties are usually between -10 and 10 (for different sizes). While testing for instances with different coordinate ranges, we scale the instances to make the coordinates between 0 and 1. The aspect ratio is fixed so that the objective value is just scaled by a constant. Therefore, we use $C = 10$ in our experiments.

In Table S.1, we compare NeuroLKH with other recently proposed Deep Learning based methods on TSP100. Notably, most of them can hardly handle problems with more than 100 nodes. One exception is the method in [8], which is tested on large problems but the performance deteriorates rapidly with the increase of problem size and is still inferior to LKH. We adopt the results from their original works where the datasets tested on might be different but are sampled from the same distribution. Therefore the optimality gap is a more important measure than the objective value. The running time is reported for solving 1000 instances in total with the assumption that it is linearly related to the number of instances. Apparently, NeuroLKH significantly outperforms other methods with a short running time. And more importantly, as shown in Table 1 and Table 2, NeuroLKH generalizes well to large TSP with up to 5000 nodes.

Table S.1: Comparative results on TSP100. Here we report three results of NeuroLKH with different time limits from Table 1.

Method	Time(s)	Gap(‰)	Method	Time(s)	Gap(‰)	Method	Time(s)	Gap(‰)
GCN greedy [18]	36	838.000	AM Greedy [21]	0.6	453.000	AM sampling [21]	360	226.000
Wu [33]	720	142.000	GCN bs [18]	240	139.000	CVAE-Opt-RS [15]	50500	135.000
da Costa [5]	246	87.000	CVAE-Opt-DE [15]	55100	34.000	POMO [22]	6	14.000
Fu [8]	90	4.000	DPDP 10k [20]	456	0.900	DPDP 100k [20]	990	0.400
NeuroLKH	33	0.111	NeuroLKH	127	0.030	NeuroLKH	938	0.000

B Experiments for TSPLIB

NeuroLKH is trained using only the instances with nodes generated from the uniform distribution. With the same training dataset size, we trained another model NeuroLKH_M using a mixture of instances with uniformly distributed nodes, clustered nodes with 3-8 clusters, half uniform and half clustered nodes following [30]. Following the convention for TSPLIB in [12, 36], the number of trials is set to be the number of nodes and the algorithms are run 10 times for each instance. During

each run, the algorithm will stop when the optimal solution is found and the number of trials actually conducted is reported. Here we show the results of LKH, VSR-LKH, NeuroLKH and NeuroLKH_M for each instance in Table S.2, Table S.3 and Table S.4. The optimal tour distance is shown under the instance name. We report the success times where the optimal solution is found, the best performance (tour distance) during the runs, the average performance, the average running time (seconds) and the average number of trials actually conducted. The results of LKH are the same as reported in [36] (except the running time where we run all the algorithms on our machine for a fair comparison) while the results of VSR-LKH are slightly different due to behaviour uncontrolled by the random seed in the code.

C Experiments for Other Routing Problems

Here we briefly introduce the Capacitated Vehicle Routing Problem (CVRP), the Pickup and Delivery Problem (PDP) and CVRP with Time Windows (CVRPTW). For PDP, the customers contain pairs of pickup and delivery nodes. The vehicle starts from the depot, visits each customer node once and returns to the depot with the constraint that the pickup node must be visited before the corresponding delivery node. For CVRP, multiple routes can be planned. In each route, the vehicle starts from the depot, visits some customers and returns to the depot. The total demand of the customers in each route cannot exceed the vehicle capacity and each customer must be visited once. CVRPTW generalizes CVRP with an additional constraint that each customer must be visited within the corresponding time window. The time will be spent on traveling between the nodes and serving the customers. The goal of all three problems is to minimize the tour distance.

Similarly, we plot the performance of the LKH and NeuroLKH algorithms for solving CVRP, PDP and CVRPTW in Figure S.1, which shows similar trends as those in Figure 2. The time limits are set to the longest ones used in Table 3, i.e., the running time of LKH algorithm with 10000 trials.

For the results reported in Table 3, almost all the improvements of NeuroLKH over LKH on different sizes and with different time limits are statistically significant with confidence levels larger than 99%. The only exceptions are the performance for the smallest size of each problem and the longest time limits (the running time of LKH with 10000 trials), where the confidence levels are 98.7%, 98.9% and 77.9% for CVRP100, PDP40 and CVRPTW40, respectively. The confidence level for CVRPTW40 with the time limit of LKH with 10000 trials is relatively low because CVRPTW with 40 nodes solved by LKH is already fairly close to the optimality with such a long time limit. Therefore the improvement room left for NeuroLKH is small.

D Experiments on CVRPLIB and Solomon Benchmark

CVRPLIB [30] contains various sized CVRP instances with a combination of 3 depot positioning, 3 customer positioning and 7 demand distributions. We train one network using CVRP instances ranging from 101 to 300 nodes. The instances are generated from this mixture of distributions proposed in [30] and we generate $120000/|V|$ instances for each size $|V|$ in the training dataset, resulting in approximately 120000 instances in total.

Solomon benchmark [28] contains CVRPTW instances with 100 customers and various distributions of time windows. An additional constraint for this benchmark is to minimize the number of routes. Therefore the goal is to minimize the tour distance using the minimum number of routes. We choose R2-type as the testbed in our experiment. We generate a training dataset of instances with 100 customers. The node coordinates are generated independently from the uniform distribution ranging from 0 to 80. The demands are generated from a Gaussian distribution with mean 15 and standard deviation 10 and the capacity is fixed as 1000. The serving time s for each customer is fixed as 10. The center of time window for node i is generated from the uniform distribution with the interval $[dist, 1000 - s - dist]$, where $dist$ is the distance between node i and the depot. And the width of time window is generated from a Gaussian distribution with the mean and standard deviation set to 115 and 35, 240 and 0, 350 and 160, 150 and 380, 470 and 70, respectively. For each of the first two sets of parameters, four different types are generated with 0%, 25%, 50% and 100% of the customers receiving the time windows. And for the last three sets of parameters, all customers are receiving the time windows, resulting in 11 types of instances in total. We generate 5000 instances for each type in the training dataset. Please refer to the code for more details.

As the running time is all relatively short, we run both LKH and NeuroLKH for 100 times on each instance. The results of LKH and NeuroLKH are shown in Table S.5, Table S.6 and Table S.7, while the time limits are set to the running time of LKH with 100, 1000 and 10000 trials. The optimal tour distance is shown under the instance name. We report the average running time (seconds), the best performance (tour distance) during the runs, the average performance, the success times when the optimal solution is found.

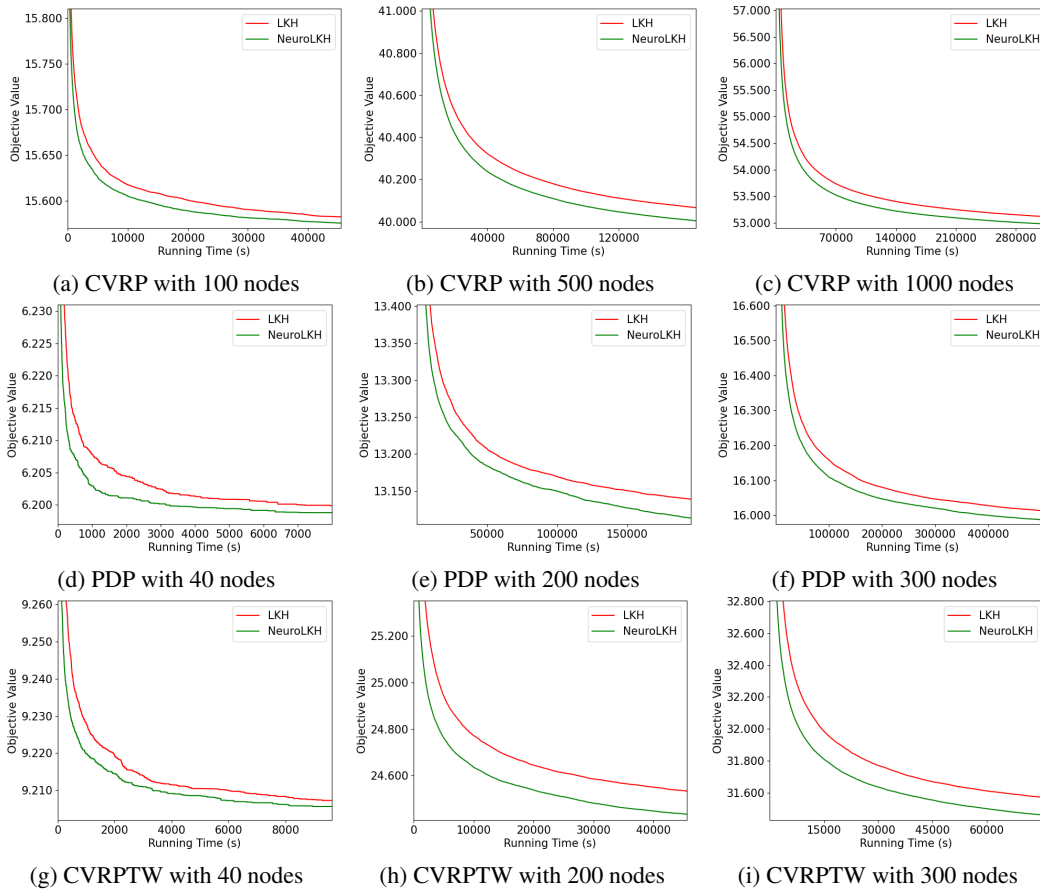


Figure S.1: Performances of LKH and NeuroLKH for solving CVRP, PDP and CVRPTW with different sizes against different running time

Table S.2: TSPLIB results for each hard instance

Method	Name	Success	Best	Average	Time	Trials	Name	Success	Best	Average	Time	Trials	
LKH	kroB150	2/10	26130	26131.6	0.32	128.4	rat195	9/10	2323	2323.5	0.22	55	
VSR-LKH		4/10	26130	26131.2	0.21	106.3		9/10	2323	2323.5	0.36	69.5	
NeuroLKH_R		10/10	26130	26130	0.07	9.8		2323	10/10	2323	2323	0.11	8.4
NeuroLKH_M		10/10	26130	26130	0.12	22.1			10/10	2323	2323	0.06	3.9
LKH	pr299	9/10	48191	48194.3	0.4	51.7	d493	6/10	35002	35002.8	4.71	219.6	
VSR-LKH		10/10	48191	48191	0.43	13.6		10/10	35002	35002	0.5	8.8	
NeuroLKH_R		10/10	48191	48191	0.25	10.1	35002	6/10	35002	35032.2	6.73	320.5	
NeuroLKH_M		10/10	48191	48191	0.22	13.2		10/10	35002	35002	0.67	27.5	
LKH	rat575	2/10	6773	6773.8	3.23	526.9	pr1002	8/10	259045	259045.6	4.53	549	
VSR-LKH		6/10	6773	6773.4	3.2	310.6		10/10	259045	259045	0.72	16	
NeuroLKH_R		9/10	6773	6773.1	1.91	179	259045	10/10	259045	259045	8.46	330.6	
NeuroLKH_M		7/10	6773	6773.3	3.87	345.3		10/10	259045	259045	1.05	34	
LKH	u1060	5/10	224094	224107.5	101.76	663.3	vm1084	3/10	239297	239372.6	46.16	824.1	
VSR-LKH		10/10	224094	224094	3.52	19.1		7/10	239297	239312.6	49.41	474.8	
NeuroLKH_R		10/10	224094	224094	35.07	206.9	239297	1/10	239297	239379.5	23.4	1028.9	
NeuroLKH_M		10/10	224094	224094	10.05	75.4		7/10	239297	239315.1	21.29	439.7	
LKH	pcb1173	4/10	56892	56895	5.37	844	rl1304	3/10	252948	253156.4	18.28	1170	
VSR-LKH		8/10	56892	56893	7.07	436.9		10/10	252948	252948	1.44	17.9	
NeuroLKH_R		9/10	56892	56892.5	5.32	410.4	252948	9/10	252948	252953.1	9.26	370.8	
NeuroLKH_M		8/10	56892	56893	6.48	378.2		8/10	252948	252958.2	11.36	600.6	
LKH	rl1323	6/10	270199	270219.6	12.57	718.8	nrw1379	6/10	56638	56640	9.84	759.3	
VSR-LKH		10/10	270199	270199	9.08	189.7		9/10	56638	56638.5	12.84	253.7	
NeuroLKH_R		7/10	270199	270247.9	16.59	742.2	56638	9/10	56638	56638.5	15.28	372.4	
NeuroLKH_M		8/10	270199	270204.4	11.13	538.5		10/10	56638	56638	7.85	260.8	
LKH	fl1400	1/10	20127	20160.3	2703.75	1372.9	fl1577	0/10	22254	22260.6	965.98	1577	
VSR-LKH		1/10	20127	20160.3	3323.31	1380.6		0/10	22254	22255.8	3095.13	1577	
NeuroLKH_R		0/10	20165	20235.5	356.77	1400	22249	1/10	22249	22256.6	652.75	1445.8	
NeuroLKH_M		0/10	20164	20169.4	754.03	1400		0/10	22254	22302.8	522.49	1577	
LKH	vm1748	9/10	336556	336557.3	17.62	1007.9	u1817	1/10	57201	57251.1	63.28	1817	
VSR-LKH		10/10	336556	336556	5.42	37.8		7/10	57201	57212	159.43	967	
NeuroLKH_R		5/10	336556	336628	38.16	1282.9	57201	2/10	57201	57227.3	238.86	1803.4	
NeuroLKH_M		10/10	336556	336556	13.65	460.2		2/10	57201	57225.2	126.01	1691.5	
LKH	rl1889	0/10	316549	316549.8	59.31	1889	d2103	0/10	80454	80462	111.69	2103	
VSR-LKH		4/10	316536	316569	143.58	1393.9		0/10	80454	80454.2	619.38	2103	
NeuroLKH_R		0/10	316638	316648.7	141.23	1889	80450	4/10	80450	80452.4	339.12	1560.3	
NeuroLKH_M		3/10	316536	316619.4	81.93	1485.6		3/10	80450	80454.6	213	1614.7	
LKH	u2152	3/10	64253	64287.7	88.79	1614	pcb3038	4/10	137694	137701.2	79.22	2078.6	
VSR-LKH		7/10	64253	64270.1	178.54	1334.7		7/10	137694	137695.5	214.24	1422.2	
NeuroLKH_R		9/10	64253	64258.7	56.63	520.9	137694	8/10	137694	137695	151.91	1104	
NeuroLKH_M		8/10	64253	64255.2	66.85	878.1		8/10	137694	137695	99.23	1084.6	
LKH	fl3795	0/10	28813	28813.7	34045.95	3795	fnl4461	9/10	182566	182566.5	31.89	923.1	
VSR-LKH		0/10	28831	28831	75405	3795		10/10	182566	182566	19.94	89.1	
NeuroLKH_R		0/10	28999	29010.6	80797.24	3795	182566	10/10	182566	182566	27.91	171.5	
NeuroLKH_M		0/10	29488	29495.3	1329.72	3795		10/10	182566	182566	19.26	151.5	
LKH	rl5915	0/10	565544	565581.2	221.29	5915	rl5934	0/10	556136	556309.8	371.79	5934	
VSR-LKH		1/10	565530	565580.8	896.59	5354.9		4/10	556045	556099.6	923.66	4804.7	
NeuroLKH_R		0/10	565585	565969.9	658.32	5915	556045	8/10	556045	556059.5	376.57	3470.2	
NeuroLKH_M		1/10	565530	565579.5	365.82	5352.9		10/10	556045	556045	143.34	1529.8	

Table S.3: TSPLIB results for each easy instance

Method	Name	Success	Best	Average	Time	Trials	Name	Success	Best	Average	Time	Trials	
LKH	eil51	10/10	426	426	0	1	berlin52	10/10	7542	7542	0.01	0	
VSR-LKH		10/10	426	426	0	1		10/10	7542	7542	0.02	0	
NeuroLKH_R		10/10	426	426	0	1		10/10	7542	7542	0.02	0	
NeuroLKH_M		10/10	426	426	0	1		10/10	7542	7542	0.02	0	
LKH	st70	10/10	675	675	0.01	1	eil76	10/10	538	538	0	1	
VSR-LKH		10/10	675	675	0.01	1		10/10	538	538	0	1	
NeuroLKH_R		10/10	675	675	0.01	1		10/10	538	538	0	1	
NeuroLKH_M		675	10/10	675	675	0.01		1	538	10/10	538	538	0
LKH	pr76	10/10	108159	108159	0.02	1	rat99	10/10	1211	1211	0	1	
VSR-LKH		10/10	108159	108159	0.02	1		10/10	1211	1211	0	1	
NeuroLKH_R		108159	10/10	108159	108159	0.02		1	10/10	1211	1211	0.01	1
NeuroLKH_M		10/10	108159	108159	108159	0.02		1	1211	10/10	1211	1211	0
LKH	kroA100	10/10	21282	21282	0.02	1	kroB100	10/10	22141	22141	0.03	1.2	
VSR-LKH		10/10	21282	21282	0.01	1		10/10	22141	22141	0.04	2.5	
NeuroLKH_R		21282	10/10	21282	21282	0.01		1	10/10	22141	22141	0.03	1
NeuroLKH_M		10/10	21282	21282	21282	0.01		1	22141	10/10	22141	22141	0.03
LKH	kroC100	10/10	20749	20749	0.01	1	kroD100	10/10	21294	21294	0.02	1.8	
VSR-LKH		10/10	20749	20749	0.02	1		10/10	21294	21294	0.02	1	
NeuroLKH_R		20749	10/10	20749	20749	0.02		1	10/10	21294	21294	0.02	1
NeuroLKH_M		10/10	20749	20749	20749	0.02		1	21294	10/10	21294	21294	0.02
LKH	kroE100	10/10	22068	22068	0.03	3.2	rd100	10/10	7910	7910	0	1	
VSR-LKH		10/10	22068	22068	0.06	8.5		10/10	7910	7910	0	1	
NeuroLKH_R		22068	10/10	22068	22068	0.03		1	10/10	7910	7910	0.01	1
NeuroLKH_M		10/10	22068	22068	22068	0.04		4.8	7910	10/10	7910	7910	0.01
LKH	eil101	10/10	629	629	0	1	lin105	10/10	14379	14379	0	1	
VSR-LKH		10/10	629	629	0	1		10/10	14379	14379	0	1	
NeuroLKH_R		629	10/10	629	629	0		1	10/10	14379	14379	0	1
NeuroLKH_M		10/10	629	629	629	0		1	14379	10/10	14379	14379	0
LKH	pr107	10/10	44303	44303	0.13	1	pr124	10/10	59030	59030	0.04	1	
VSR-LKH		10/10	44303	44303	0.13	1		10/10	59030	59030	0.04	1	
NeuroLKH_R		44303	10/10	44303	44303	0.14		1.1	10/10	59030	59030	0.07	1
NeuroLKH_M		10/10	44303	44303	44303	0.13		1	59030	10/10	59030	59030	0.06
LKH	bier127	10/10	118282	118282	0.01	1	ch130	10/10	6110	6110	0.03	1	
VSR-LKH		10/10	118282	118282	0.02	1		10/10	6110	6110	0.07	7.3	
NeuroLKH_R		118282	4/10	118282	118300.6	0.13		102.5	10/10	6110	6110	0.02	1.1
NeuroLKH_M		10/10	118282	118282	118282	0.01		1	6110	10/10	6110	6110	0.03
LKH	pr136	10/10	96772	96772	0.08	1	pr144	10/10	58537	58537	0.37	1	
VSR-LKH		10/10	96772	96772	0.08	1		10/10	58537	58537	0.43	1	
NeuroLKH_R		96772	10/10	96772	96772	0.15		4.5	1/10	58537	58584.7	2.6	131.8
NeuroLKH_M		10/10	96772	96772	96772	0.11		1	2/10	58537	58614	2.31	122.3
LKH	ch150	10/10	6528	6528	0.04	1.7	kroA150	10/10	26524	26524	0.05	3.8	
VSR-LKH		10/10	6528	6528	0.02	1		10/10	26524	26524	0.04	1	
NeuroLKH_R		6528	10/10	6528	6528	0.02		1.1	10/10	26524	26524	0.04	2.6
NeuroLKH_M		10/10	6528	6528	6528	0.02		1.1	26524	10/10	26524	26524	0.02
LKH	pr152	10/10	73682	73682	0.48	29.4	u159	10/10	42080	42080	0.01	1	
VSR-LKH		8/10	73682	73709.2	0.69	47		10/10	42080	42080	0.01	1	
NeuroLKH_R		73682	8/10	73682	73709.2	1.44		59.6	10/10	42080	42080	0.01	1
NeuroLKH_M		9/10	73682	73695.6	0.87	38.7		42080	10/10	42080	42080	0.01	1

Table S.4: TSPLIB results for each easy instance (continued)

Method	Name	Success	Best	Average	Time	Trials	Name	Success	Best	Average	Time	Trials
LKH	d198	10/10	15780	15780	0.57	1	kroA200	10/10	29368	29368	0.06	1.7
VSR-LKH		10/10	15780	15780	0.43	1		10/10	29368	29368	0.06	1.5
NeuroLKH_R	15780	0/10	15789	15825	2.54	198	29368	10/10	29368	29368	0.05	1
NeuroLKH_M		10/10	15780	15780	0.87	1		10/10	29368	29368	0.04	1
LKH	kroB200	10/10	29437	29437	0.02	1	ts225	10/10	126643	126643	0.04	1
VSR-LKH		10/10	29437	29437	0.03	1		10/10	126643	126643	0.02	1
NeuroLKH_R	29437	10/10	29437	29437	0.02	1	126643	10/10	126643	126643	0.06	1
NeuroLKH_M		10/10	29437	29437	0.02	1		10/10	126643	126643	0.06	1
LKH	tsp225	10/10	3916	3916	0.06	1	pr226	10/10	80369	80369	0.08	1
VSR-LKH		10/10	3916	3916	0.07	1		10/10	80369	80369	0.1	13.3
NeuroLKH_R	3916	10/10	3916	3916	0.06	1	80369	6/10	80369	80381.7	1.34	146.2
NeuroLKH_M		10/10	3916	3916	0.06	1		10/10	80369	80369	0.22	5.9
LKH	gil262	10/10	2378	2378	0.14	10.6	pr264	10/10	49135	49135	0.24	14.4
VSR-LKH		10/10	2378	2378	0.05	1.7		10/10	49135	49135	0.19	1
NeuroLKH_R	2378	10/10	2378	2378	0.13	8	49135	10/10	49135	49135	0.13	6.2
NeuroLKH_M		10/10	2378	2378	0.05	2.2		10/10	49135	49135	0.09	2.4
LKH	a280	10/10	2579	2579	0.03	1	lin318	10/10	42029	42029	0.23	27.9
VSR-LKH		10/10	2579	2579	0.02	1		10/10	42029	42029	0.09	1.8
NeuroLKH_R	2579	10/10	2579	2579	0.02	1	42029	10/10	42029	42029	0.18	3.6
NeuroLKH_M		10/10	2579	2579	0.03	1		10/10	42029	42029	0.15	5.9
LKH	rd400	10/10	15281	15281	0.23	33	fl417	10/10	11861	11861	2.69	7.3
VSR-LKH		10/10	15281	15281	0.23	11.6		10/10	11861	11861	1.91	3.7
NeuroLKH_R	15281	10/10	15281	15281	0.11	3.9	11861	5/10	11861	11867.6	16.64	337.2
NeuroLKH_M		10/10	15281	15281	0.12	4.7		9/10	11861	11861.1	16.7	51.7
LKH	pr439	10/10	107217	107217	0.59	39.5	pcb442	10/10	50778	50778	0.16	8.2
VSR-LKH		10/10	107217	107217	0.44	22.1		10/10	50778	50778	0.07	3
NeuroLKH_R	107217	3/10	107217	107267.4	1.64	320.1	50778	10/10	50778	50778	0.11	3.8
NeuroLKH_M		9/10	107217	107224.2	0.71	90.3		10/10	50778	50778	0.18	6.9
LKH	u574	10/10	36905	36905	0.8	149.9	p654	10/10	34643	34643	7.04	22.9
VSR-LKH		10/10	36905	36905	0.39	29.2		10/10	34643	34643	4.28	9
NeuroLKH_R	36905	10/10	36905	36905	0.2	3.8	34643	1/10	34643	34765.8	40.27	619
NeuroLKH_M		10/10	36905	36905	0.11	1.9		10/10	34643	34643	2.63	7
LKH	d657	10/10	48912	48912	0.48	33.5	u724	10/10	41910	41910	1.53	125.4
VSR-LKH		10/10	48912	48912	0.44	21		10/10	41910	41910	0.85	23.3
NeuroLKH_R	48912	5/10	48912	48912.5	6.65	511.5	41910	10/10	41910	41910	0.94	46.6
NeuroLKH_M		10/10	48912	48912	0.39	10		10/10	41910	41910	0.64	16.8
LKH	rat783	10/10	8806	8806	0.08	4.2	d1291	10/10	50801	50801	6.27	192.1
VSR-LKH		10/10	8806	8806	0.11	3.9		10/10	50801	50801	2.51	39.5
NeuroLKH_R	8806	10/10	8806	8806	0.14	4.2	50801	9/10	50801	50803.4	5.64	274.4
NeuroLKH_M		10/10	8806	8806	0.21	12.2		7/10	50801	50808.2	9.46	437.4
LKH	u1432	10/10	152970	152970	0.43	5.3	d1655	10/10	62128	62128	5.44	176
VSR-LKH		10/10	152970	152970	0.55	5		10/10	62128	62128	0.94	9.8
NeuroLKH_R	152970	10/10	152970	152970	0.56	7.1	62128	8/10	62128	62128.2	22.22	870.4
NeuroLKH_M		10/10	152970	152970	0.43	3.8		10/10	62128	62128	7.86	214.1
LKH	u2319	10/10	234256	234256	0.46	3.1	pr2392	10/10	378032	378032	0.4	5.8
VSR-LKH		10/10	234256	234256	0.89	3.9		10/10	378032	378032	0.78	8.7
NeuroLKH_R	234256	10/10	234256	234256	0.67	3.5	378032	10/10	378032	378032	1.22	25.5
NeuroLKH_M		10/10	234256	234256	0.37	2.6		10/10	378032	378032	1.31	25.9

Table S.5: CVRPLIB results

Name	Method	LKH with 100 trials as time limit				LKH with 1000 trials as time limit				LKH with 10000 trials as time limit			
		Time	Best	Avg	Suc	Time	Best	Avg	Suc	Time	Best	Avg	Suc
X-n101-k25 27591	LKH	1.2	27744	28214.5	0	13	27591	27794.3	6	131	27591	27667.0	33
	NeuroLKH		27665	28146.6	0		27591	27790.3	5		27591	27669.5	30
X-n106-k14 26362	LKH	0.9	26495	26730.1	0	10	26426	26557.6	0	105	26381	26438.3	0
	NeuroLKH		26447	26712.8	0		26396	26528.5	0		26381	26428.5	0
X-n110-k13 14971	LKH	0.4	14971	15216.2	2	3	14971	15073.3	31	29	14971	15020.4	53
	NeuroLKH		14971	15207.3	2		14971	15074.2	32		14971	15022.3	58
X-n115-k10 12747	LKH	0.2	12750	12838.3	0	2	12747	12778.3	14	17	12747	12770.3	46
	NeuroLKH		12747	12837.6	1		12747	12783.9	14		12747	12771.8	40
X-n120-k6 13332	LKH	0.3	13332	13547.4	1	2	13332	13394.3	10	21	13332	13358.6	40
	NeuroLKH		13333	13519.9	0		13332	13389.7	5		13332	13352.9	33
X-n125-k30 55539	LKH	3.1	56167	56690.8	0	31	55733	56041.8	0	335	55546	55813.0	0
	NeuroLKH		56011	56624.7	0		55645	55981.7	0		55539	55779.7	1
X-n129-k18 28940	LKH	0.8	29173	29635.5	0	8	28967	29257.5	0	86	28948	29108.8	0
	NeuroLKH		29160	29566.1	0		28948	29224.3	0		28948	29081.3	0
X-n134-k13 10916	LKH	1.1	11024	11215.7	0	10	10931	11048.8	0	94	10916	10994.8	1
	NeuroLKH		11023	11194.9	0		10941	11044.6	0		10916	10987.1	1
X-n139-k10 13590	LKH	0.4	13670	13894.9	0	3	13605	13713.6	0	33	13590	13660.4	5
	NeuroLKH		13672	13871.1	0		13605	13702.6	0		13590	13657.0	6
X-n143-k7 15700	LKH	0.5	15765	16186.5	0	5	15737	15910.4	0	50	15711	15812.4	0
	NeuroLKH		15781	16208.1	0		15726	15885.9	0		15726	15787.3	0
X-n148-k46 43448	LKH	0.9	43833	44382.4	0	9	43485	43819.2	0	89	43448	43635.2	18
	NeuroLKH		43809	44283.0	0		43514	43818.1	0		43448	43634.7	19
X-n153-k22 21220	LKH	1.7	21328	21559.2	0	15	21236	21326.8	0	156	21225	21263.6	0
	NeuroLKH		21298	21493.7	0		21240	21311.1	0		21225	21272.1	0
X-n157-k13 16876	LKH	0.5	16903	17008.7	0	4	16876	16911.0	8	40	16876	16893.4	40
	NeuroLKH		16900	17006.8	0		16876	16904.9	14		16876	16889.0	52
X-n162-k11 14138	LKH	0.3	14179	14362.6	0	3	14156	14225.2	0	26	14138	14196.8	6
	NeuroLKH		14190	14388.8	0		14161	14245.3	0		14138	14213.9	2
X-n167-k10 20557	LKH	0.6	20826	21319.8	0	7	20583	20863.2	0	65	20557	20749.5	1
	NeuroLKH		20687	21270.5	0		20592	20857.8	0		20557	20740.3	1
X-n172-k51 45607	LKH	1.2	46141	46679.2	0	11	45742	46078.0	0	122	45607	45840.5	5
	NeuroLKH		46134	46533.1	0		45707	45994.7	0		45607	45783.9	3
X-n176-k26 47812	LKH	3.6	48035	48819.7	0	33	47930	48273.6	0	353	47840	48090.3	0
	NeuroLKH		48147	48726.3	0		47950	48279.7	0		47812	48098.9	1
X-n181-k23 25569	LKH	0.5	25677	25829.7	0	4	25611	25691.2	0	42	25582	25645.3	0
	NeuroLKH		25691	25822.8	0		25603	25685.9	0		25577	25641.2	0
X-n186-k15 24145	LKH	1.0	24297	24882.6	0	10	24227	24528.3	0	104	24149	24359.6	0
	NeuroLKH		24511	24911.5	0		24178	24523.0	0		24147	24361.7	0
X-n190-k8 16980	LKH	0.9	17187	17418.0	0	8	17065	17275.4	0	84	16993	17155.2	0
	NeuroLKH		17160	17410.0	0		17041	17259.8	0		16985	17145.1	0
X-n195-k51 44225	LKH	1.4	44911	45594.9	0	11	44437	44799.6	0	117	44334	44558.1	0
	NeuroLKH		44685	45244.5	0		44422	44688.0	0		44237	44524.8	0
X-n200-k36 58578	LKH	4.3	59329	59984.3	0	39	58919	59174.2	0	405	58643	58927.5	0
	NeuroLKH		59229	59803.9	0		58844	59104.6	0		58694	58937.4	0

Table S.6: CVRPLIB results (continued)

Name	Method	LKH with 100 trials as time limit				LKH with 1000 trials as time limit				LKH with 10000 trials as time limit			
		Time	Best	Avg	Suc	Time	Best	Avg	Suc	Time	Best	Avg	Suc
X-n204-k19 19565	LKH	0.6	19795	20159.5	0	5	19718	19880.5	0	49	19662	19777.9	0
	NeuroLKH		19794	20076.7	0		19692	19857.7	0		19583	19776.3	0
X-n209-k16 30656	LKH	0.9	31259	31648.1	0	9	30818	31214.9	0	93	30700	31028.9	0
	NeuroLKH		31163	31555.8	0		30864	31140.2	0		30722	30969.3	0
X-n214-k11 10856	LKH	2.6	11727	12131.2	0	23	11147	11487.5	0	229	10974	11182.9	0
	NeuroLKH		11702	12128.5	0		11235	11498.2	0		10988	11214.2	0
X-n219-k73 117595	LKH	1.4	117821	118242.7	0	10	117595	117790.2	1	101	117595	117684.3	3
	NeuroLKH		117046	117998.3	0		117622	117733.2	0		117595	117654.8	4
X-n223-k34 40437	LKH	1.4	41250	41880.6	0	12	40766	41087.1	0	127	40560	40818.7	0
	NeuroLKH		41066	41662.6	0		40641	41022.8	0		40563	40821.3	0
X-n228-k23 25742	LKH	1.6	26051	26541.4	0	15	25863	26037.7	0	150	25781	25910.4	0
	NeuroLKH		26067	26614.9	0		25835	26030.5	0		25791	25907.7	0
X-n233-k16 19230	LKH	0.5	19615	19885.4	0	4	19379	19599.1	0	39	19305	19477.2	0
	NeuroLKH		19499	19831.7	0		19381	19597.4	0		19324	19473.2	0
X-n237-k14 27042	LKH	0.8	27381	27829.6	0	7	27164	27406.5	0	65	27050	27276.5	0
	NeuroLKH		27324	27789.5	0		27124	27402.8	0		27042	27240.0	1
X-n242-k48 82751	LKH	2.2	84353	85218.4	0	19	83419	83826.9	0	198	83045	83401.3	0
	NeuroLKH		84090	84685.6	0		83299	83743.7	0		83042	83357.2	0
X-n247-k50 37274	LKH	2.8	37681	38206.5	0	26	37353	37701.6	0	280	37289	37457.1	0
	NeuroLKH		37629	38118.3	0		37326	37638.8	0		37292	37454.3	0
X-n251-k28 38684	LKH	1.3	39394	39831.8	0	11	39010	39274.9	0	117	38838	39067.3	0
	NeuroLKH		39277	39720.2	0		38988	39259.8	0		38887	39069.3	0
X-n256-k16 18839	LKH	2.4	19931	20953.7	0	17	19150	19519.9	0	148	18926	19164.9	0
	NeuroLKH		19681	20730.2	0		19046	19433.9	0		18889	19143.3	0
X-n261-k13 26558	LKH	1.2	27395	27891.3	0	13	26966	27367.3	0	150	26686	27104.9	0
	NeuroLKH		27174	27746.3	0		26749	27308.2	0		26661	27074.4	0
X-n266-k58 75478	LKH	4.1	77457	78371.5	0	35	76117	76718.3	0	359	75803	76193.4	0
	NeuroLKH		76864	77879.7	0		76175	76582.7	0		75876	76187.2	0
X-n270-k35 35291	LKH	1.7	35999	36580.2	0	14	35513	35870.2	0	142	35407	35613.1	0
	NeuroLKH		35808	36425.9	0		35509	35817.5	0		35424	35598.2	0
X-n275-k28 21245	LKH	0.7	21455	21784.3	0	5	21304	21524.7	0	50	21245	21422.8	1
	NeuroLKH		21515	21715.7	0		21320	21512.0	0		21281	21424.8	0
X-n280-k17 33503	LKH	2.2	34230	34932.1	0	22	33790	34218.8	0	229	33633	33943.8	0
	NeuroLKH		34071	34844.4	0		33699	34178.3	0		33632	33943.0	0
X-n284-k15 20215	LKH	0.7	20917	21194.0	0	7	20580	20862.8	0	76	20381	20655.2	0
	NeuroLKH		20903	21199.4	0		20609	20849.8	0		20455	20639.5	0
X-n289-k60 95151	LKH	5.9	97877	99666.8	0	53	96381	97129.8	0	557	95687	96226.0	0
	NeuroLKH		97731	99084.0	0		96163	96998.4	0		95754	96154.4	0
X-n294-k50 47161	LKH	2.1	48490	49351.2	0	17	47575	48009.5	0	176	47381	47644.4	0
	NeuroLKH		48093	48990.2	0		47550	47914.8	0		47354	47616.2	0
X-n298-k31 34231	LKH	1.7	35568	36543.4	0	12	34732	35199.4	0	121	34343	34764.9	0
	NeuroLKH		35380	36292.7	0		34656	35113.6	0		34320	34763.9	0

Table S.7: Solomon benchmark results

		LKH with 100 trials as time limit				LKH with 1000 trials as time limit				LKH with 10000 trials as time limit			
Name	Method	Time	Best	Avg	Suc	Time	Best	Avg	Suc	Time	Best	Avg	Suc
R201 1252372	LKH NeuroLKH	0.6	1252372 1253210	1275464.5 1271983.1	1 0	4	1252372 1252372	1258897.3 1257114.3	8 5	35	1252372 1252372	1254027.4 1253575.6	21 11
R202 1191698	LKH NeuroLKH	4.5	1195297 1193776	1234362.3 1221507.1	0 0	33	1191698 1191698	1207016.3 1204530.3	19 31	283	1191698 1191698	1197334.8 1193964.5	82 87
R203 939504	LKH NeuroLKH	2.1	947357 943363	964214.4 957044.9	0 0	16	941996 941405	948987.2 947506.7	0 0	143	939504 939504	943864.1 943832.2	6 3
R204 825510	LKH NeuroLKH	4.9	836241 838945	879723.0 875614.2	0 0	37	829440 825510	846041.2 846814.1	0 1	320	825510 825510	838430.7 837939.1	2 8
R205 994429	LKH NeuroLKH	1.4	994429 1003685	1046294.2 1038416.6	1 0	11	994429 994429	1024682.4 1022870.4	8 6	95	994429 994429	1014571.8 1009598.9	40 45
R206 906145	LKH NeuroLKH	1.5	913333 913333	942722.6 940668.2	0 0	12	909820 906145	926079.9 925617.6	0 2	104	906145 906145	918597.5 918009.4	19 24
R207 890608	LKH NeuroLKH	6.0	908532 903583	965102.0 956950.3	0 0	51	894793 893384	929064.0 924560.7	0 0	445	890608 890608	915756.4 913160.8	1 5
R208 726817	LKH NeuroLKH	2.0	726817 727258	751164.7 744832.5	2 0	15	726817 726817	736114.7 733925.3	9 6	125	726817 726817	731161.9 730790.3	16 9
R209 909158	LKH NeuroLKH	1.7	918711 914609	946581.2 935769.5	0 0	14	913141 909158	927854.0 922974.0	0 2	113	909158 909158	920110.0 917506.1	7 9
R210 939373	LKH NeuroLKH	1.7	951624 939373	979061.5 967980.8	0 1	13	939373 939373	959573.6 955815.6	1 9	114	939373 939373	953584.1 950722.1	20 39
R211 890930	LKH NeuroLKH	5.1	910853 909830	963151.8 956837.2	0 0	44	893168 892988	926350.7 923050.2	0 0	378	890930 890930	914120.6 912125.8	2 2