

# A Dual-Perception Graph Neural Network with Multi-hop Graph Generator

Li Zhou<sup>1</sup>, Wenyu Chen<sup>1</sup>, Dingyi Zeng<sup>1</sup>, Shaohuan Cheng<sup>1</sup>, Wanlong Liu<sup>1</sup>, Hong Qu<sup>1</sup>

<sup>1</sup>School of Computer Science and Engineering, University of Electronic Science and Technology of China, China  
{li\_zhou, zengdingyi, shaohuancheng, shaohuancheng}@std.uestc.edu.cn, {cwy, hongqu}@uestc.edu.cn

## Abstract

Graph neural networks (GNNs) have drawn increasing attention in recent years and achieved remarkable performance in many graph-based tasks, especially in semi-supervised learning on graphs. However, most existing GNNs excessively rely on topological structures and aggregate multi-hop neighborhood information by simply stacking network layers, which may introduce superfluous noise information, limit the expressive power of GNNs and lead to the over-smoothing problem ultimately. In light of this, we propose a novel Dual-Perception Graph Neural Network (DPGNN) to address these issues. In DPGNN, we utilize node features to construct a feature graph, and perform node representations learning based on the original topology graph and the constructed feature graph simultaneously, which conduce to capture the structural neighborhood information and the feature-related information. Furthermore, we design a Multi-Hop Graph Generator (MHGG), which applies a node-to-hop attention mechanism to aggregate node-specific multi-hop neighborhood information adaptively. Finally, we apply self-ensembling to form a consistent prediction for unlabeled node representations. Experimental results on five datasets with different topological structures demonstrate that our proposed DPGNN achieves competitive performance across all datasets, four of which the results outperform the latest state-of-the-art models. The source code of our model is available at <https://github.com>.

## Introduction

In recent years, Graph Neural Networks (GNNs) have been widely adopted in various graph-based tasks, such as node classification (Kipf and Welling 2016a; Wu, He, and Xu 2019), graph classification (Gilmer et al. 2017) and link prediction (Kipf and Welling 2016b; Schlichtkrull et al. 2018).

GNNs form an effective framework for representation learning of graphs. Most existing GNNs (Kipf and Welling 2016a; Veličković et al. 2017) extensively employ a recurrent neighborhood aggregation approach to update its new feature representation. However, one layer of GNNs only considers immediate neighbors and the performance degrades greatly when we stack multi-layer GNNs for a larger neighborhood receptive field. Recent studies have attributed this phenomenon to the over-smoothing problem (Li, Han, and Wu 2018; Chen et al. 2020a). To learn more effective node representations, various approaches dedicate to the

breadth, depth, and strength of models. Some efforts focus on how to obtain multi-hop neighborhood information on a single-layer network (Abu-El-Haija et al. 2019; Zhou et al. 2020); some researches concentrate on designing deep GNN frameworks (Klicpera, Bojchevski, and Günnemann 2018; Liu, Gao, and Ji 2020; Chen et al. 2020b); and some methods purpose to grow into a data augmenter (Rong et al. 2020; Feng et al. 2020; Verma et al. 2019).

However, despite GNNs revolutionizing graph representation learning, there are limitations about the expressive power of GNNs (Xu et al. 2018; Oono and Suzuki 2019). Some experiments have verified that smoothing is the essence of GNNs. The immediate cause of over-smoothing is the low information-to-noise ratio of the message received by the nodes, but the fundamental reason derives from the original graph topology (Chen et al. 2020a). Most existing GNNs primarily utilize graph topological structure for information propagation and representation learning, in which unfavourable topological structure can lead nodes receive too much noise after multiple steps of information propagation. Figure 1 shows topological views of five graph datasets drawn by *networkx*, in which nodes are positioned by Fruchterman-Reingold force-directed algorithm (Fruchterman and Reingold 1991). Ideally, nodes of the same class desire to be more connected by edges, while there are many inter-class edges in some graph topologies. And some nodes exist in small connected subgraphs, which induces a multi-hop information capturing limitation.

In this paper, considering the limitations of information propagation based on graph topology and multi-hop neighborhood information acquisition, we construct an additional feature graph based on node features. And to obtain node-specific multi-hop information aggregation, we extend the original single-hop graph to a new multi-hop graph. This constructed graph implies the different neighborhood receptive field information of each node. Based on topology space and feature space, each node can abundantly capture the structural neighborhood information and the feature-related information. Besides, in training optimization, we further apply self-ensembling (Laine and Aila 2016) to form a consistent prediction for nodes representation under dropout regularization, which improves our model generalization.

Our main contributions are summarized as follows:

- We design a Multi-Hop Graph Generator (MHGG) that

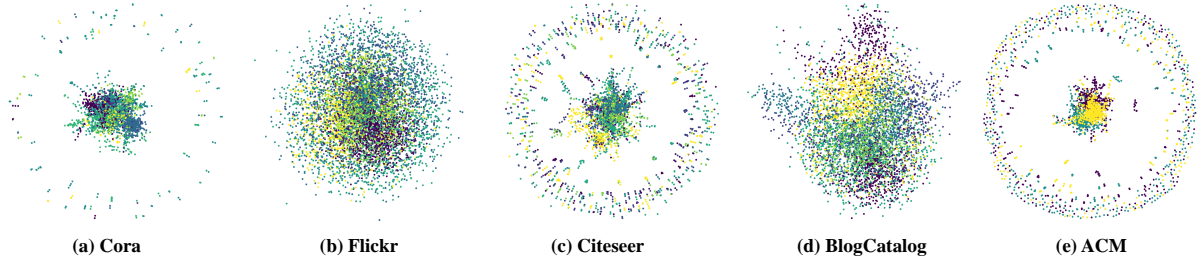


Figure 1: The topological views of five graph datasets. For intuitive presentation, we adopt different colors to distinguish nodes of different classes and set edges colorless. Graph datasets Cora, Citeseer and ACM have similar topological structures, which are mainly composed of a large connected subgraph (the middle part) and some small connected sub-graphs or isolated nodes (the surrounding part), while the topological structures of graph datasets Flickr and BlogCatalog are more dense.

adopts a node-to-hop attention mechanism to learn a new multi-hop graph structure. This constructed graph contains node-specific multi-hop information compared with the original single-hop graph and is used to directly obtain a large neighborhood receptive field information, which conduces to the alleviation of the over-smoothing problem.

- We propose a novel Dual-Perception Graph Neural Network (DPGNN) to capture the structural neighborhood information and the feature-related information simultaneously based on topology space and feature space, which enriches the sources of information propagation.
- Our extensive experiments on five graph datasets with different topological structures demonstrate that our DPGNN outperforms related state-of-the-art GNNs, which proves the versatility of our proposed model.

## Related Work

We divide most of current GNNs into three categories, which will be elaborated in detail below.

**GNNs Based on Graph Topology.** The original GNNs apply information propagation mainly based on graph topology, which are improved on the breadth, depth, and strength of models for better performance. To illustrate, the vanilla GCN (Kipf and Welling 2016a) shows an efficient variant of convolutional neural networks which operate directly on graphs. GAT (Veličković et al. 2017) introduces an attention-based architecture to compute the hidden representations of each node in the graph. MixHop (Abu-El-Haija et al. 2019) can learn a general class of neighborhood mixing relationships by repeatedly mixing feature representations of neighbors at various distances. GraphMix (Verma et al. 2019) is a regularization method in which a fully-connected network is jointly trained with the graph neural network via parameter sharing and interpolation-based regularization.

However, these methods are too shallow to consider high-order nodes and the size of the utilized neighborhood is hard to extend. To address this, Klicpera et al. (Klicpera, Bojchevski, and Günnemann 2018) present a personalized propagation of neural predictions (PPNP) and its fast approximation APPNP based on personalized PageRank for a large neighborhood receptive field. Based on this, Chen et

al. (Chen et al. 2020b) propose a deep GCNII with Initial residual and Identity mapping. And DAGNN (Liu, Gao, and Ji 2020) can adaptively incorporate information from large receptive fields by decoupling representation transformation and propagation. Feng et al. (Feng et al. 2020) first design a random propagation strategy to perform graph data augmentation and leverage consistency regularization in GRAND model to mitigate the issues of over-smoothing and non-robustness.

**GNNs Based on Node Features.** Considering the topological limitations of graphs, some models begin to focus on node features. LA-GCN (Zhang and Lu 2020) concentrates on the importance of different features, introducing a learnable aggregator. And AM-GCN (Wang et al. 2020) focuses on representation learning in multiple spaces, extracting the specific and common embeddings from node features, topological structures, and their combinations simultaneously.

**GNNs Based on Graph Structure Learning.** In addition, several efforts have been made to alleviate the imperfection that GNNs rely on the good quality of raw graph topological structure. So some graph structure learning methods are proposed. For homogeneous graphs, Franceschi et al. propose a framework LDS (Franceschi et al. 2019) that can learn the graph structure and the parameters of a GNN simultaneously. GLCN (Jiang et al. 2019) aims to learn an optimal graph structure by integrating both graph learning and graph convolution in a unified network architecture. And DIAL-GNN (Chen, Wu, and Zaki 2019) is proposed to jointly learn the graph structure and graph embeddings by optimizing a joint loss combining both task prediction loss and graph regularization loss. For heterogeneous graphs, GTN (Zhao et al. 2021) is capable of generating new graph structures, which involves identifying useful connections between unconnected nodes on the original graph. HGSL (Yun et al. 2019) is designed to learn an optimal heterogeneous graph structure.

In our paper, we apply a node-to-hop attention mechanism to learn a node-specific multi-hop graph structure, and conduct graph representation learning based on topology space and feature space.

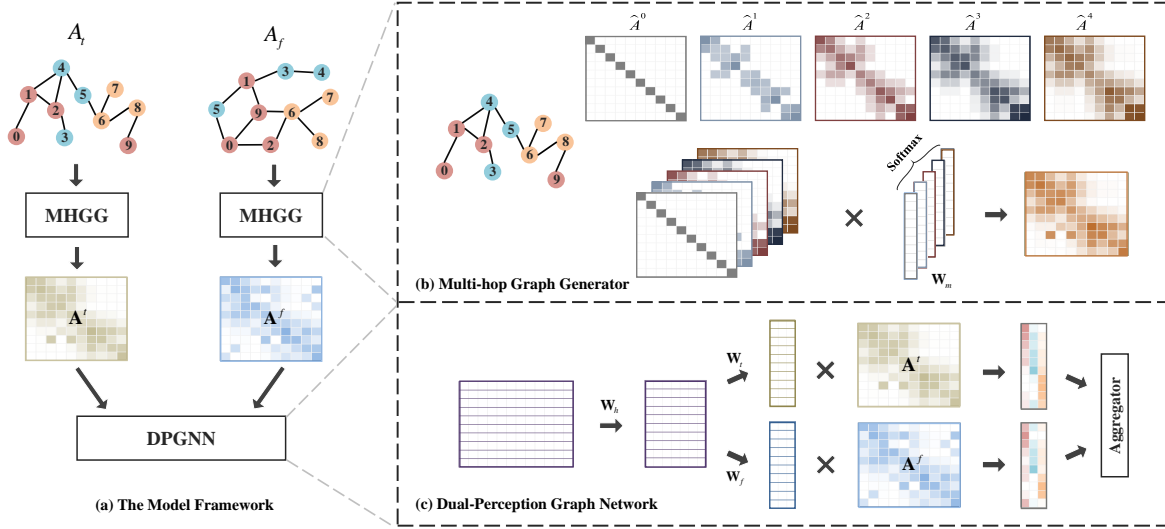


Figure 2: The framework of DPGNN model.

## Preliminaries

A graph is formally defined as  $G = (V, E)$ , where  $n = |V|$  and  $m = |E|$  represent the number of nodes and edges respectively. The node features are denoted as  $X = \{x_0, x_1, \dots, x_{n-1}\} \in R^{n \times d}$ , where  $d$  is the dimension of node features and each node feature  $x_i$  is a non-negative vector. And  $A \in R^{n \times n}$  is the adjacency matrix of  $G$ , with each element  $A_{ij} = 1$  associating there exists an edge between node  $i$  and node  $j$ , otherwise  $A_{ij} = 0$ . In most GNNs,  $G$  is normally an undirected graph, where  $A_{ij} = A_{ji}$ . To simplify the notation in this paper, we define  $A_{ii} = 1$ , denoting the graph contains self-loop edges defaultly.  $\hat{A} = D^{-1/2}AD^{-1/2}$  is the symmetric normalization of the adjacency matrix, where  $D_{ii} = \sum_j A_{ij}$  (Kipf and Welling 2016a). Each node has their label vector  $y_i \in Y \in R^{n \times C}$ , with  $C$  is the number of classes. For semi-supervised classification, only a few nodes observe their labels, while other nodes' labels are missing. The task is to design a graph neural network  $Z = f(X, A, \theta)$  to learn the node representations and predict the label of unlabeled nodes finally, where  $\theta$  represents the trainable parameters.

## The proposed Method

In this section, we will introduce the proposed DPGNN, whose framework and important component MHGG are illustrated in Figure 2. Specifically, we construct a feature graph  $A_f$  based on node feature matrix  $X$ , then a multi-hop topology graph  $A^t$  and a multi-hop feature graph  $A^f$  are generated by MHGG, based on which DPGNN learns effective node representations on graphs, and finally we apply self-ensembling to form a consistent prediction for node representations. These details are elaborated in the following three modules.

## Graph Generator Module

**Feature Graph** Since the original topology graph  $A_t$  may not be optimal for information propagation, a natural idea arises to fully utilize node features to augment the original topology graph. Intuitively, nodes with similar attributes are more likely to be the same class. Inspired by this, we use feature similarity between node pairs to create a feature graph. We define the similarity of the two nodes as follows:

$$s_{ij} = \frac{x_i \cdot x_j^T}{\|x_i\| \cdot \|x_j\|} \in [0, 1] \quad (1)$$

For each node, we select top  $K$  similar nodes to connect. In this way, we create the feature graph with  $n$  nodes and  $n * K$  edges including self-loop edges, represented by  $A_f$ , since  $s_{ii} = 1$  is the maximum similarity value.

**Multi-hop Graph** In graph theory, the adjacency matrix  $A$  usually represents a graph structure, and the element  $A_{ij}^l$  in the power matrix  $A^l$  of adjacency matrix  $A$  denotes the number of paths of length  $l$  between node  $i$  and node  $j$ . With a certain path length, the more reachable paths between nodes, the more potential relevancy between them in the structure. This implies that  $A^l$  can contain  $l$ -hop neighborhood receptive field of the original graph topology and the relevancy between node pairs is proportional to the number of reachable paths in the  $l$ -hop neighborhood of the graph. Therefore, we adopt  $\hat{A}$ , the symmetric normalized adjacency matrix of graph, to obtain the matrix set  $\mathbb{A} = \{\hat{A}^0, \hat{A}^1, \hat{A}^2, \dots, \hat{A}^{L-1}\} \in R^{L \times n \times n}$ , which involves a series of different hop neighborhood information. To acquire node-specific multi-hop information propagation, we design a node-to-hop attention mechanism, which is defined as:

$$a_{il} = \frac{\exp(w_{il})}{\sum_{l=0}^{L-1} \exp(w_{il})} \quad (2)$$

$$\mathbf{A}_{ij} = \sum_{l=0}^{L-1} a_{il} \hat{\mathbf{A}}_{ij}^l \quad (3)$$

Here,  $w_{il}$  is the element of the learnable parameter  $\mathbf{W}_m \in R^{n \times L}$  in MHGG, and  $a_{il}$  represents the attention weight of node  $i$  to the  $l$ -hop neighbors.  $\mathbf{A}$  is the multi-hop graph generated based on the original  $\hat{\mathbf{A}}$ .

In this way, the multi-hop topology graph  $\mathbf{A}^t$  representing structure space and the multi-hop feature graph  $\mathbf{A}^f$  reflecting the feature space are constructed.

### Representation Learning Module

In this section, we propose a Dual-Perception Graph Neural Network (DPGNN) for representation learning of nodes based on the above generated  $\mathbf{A}^t$  and  $\mathbf{A}^f$ . Our model framework is quite simple but effective, as shown in Figure ??(c). Firstly, the node feature  $x_i$  of each node  $i$  is transformed into a low-dimensional space. Secondly, two exclusive learnable parameters are adopted to learn the node representations  $x_i^t$  and  $x_i^f$  based on topology space and feature space respectively. Thirdly, the two node representations  $x_i^t$  and  $x_i^f$  are used to obtain  $z_i^t$  and  $z_i^f$  by neighborhood information aggregation using  $\mathbf{A}^t$  and  $\mathbf{A}^f$  in corresponding space. Finally, we choose a feature aggregator to obtain the final node representation  $z_i$ . The mathematical expression of DPGNN is defined as:

$$\begin{aligned} h_i &= \text{ReLU}(x_i \mathbf{W}_h) \\ x_i^t &= h_i \mathbf{W}_t \\ x_i^f &= h_i \mathbf{W}_f \\ z_i^t &= \sum_{j=0}^{n-1} \mathbf{A}_{ij}^t x_j^t \\ z_i^f &= \sum_{j=0}^{n-1} \mathbf{A}_{ij}^f x_j^f \\ z_i &= \text{agg}(z_i^t, z_i^f) \end{aligned} \quad (4)$$

where  $\mathbf{W}_h \in R^{d \times d_h}$ ,  $\mathbf{W}_t \in R^{d_h \times C}$ ,  $\mathbf{W}_f \in R^{d_h \times C}$  are learnable parameters, and  $d$  is the dimension of node features,  $d_h$  is the dimension of hidden layer, and  $C$  represents the number of classes. The aggregator function mainly integrates topology-based node representations and feature-based node representations. In practice, we primarily examined three aggregator functions: Attention aggregator, Mean-pooling aggregator and Max-pooling aggregator.

### Model Optimization Module

In semi-supervised learning, there are few labeled training data, so we apply self-ensembling technique (Laine and Aila 2016) during training to improve the training stability and enhance the model robustness. To prevent over-fitting, each layer of DPGNN adopts dropout regularization. Because of the randomness of dropout, node representation of each node in the same epoch can generate diversity, which are represented by  $z_i^1, z_i^2, \dots, z_i^S$ , and  $S$  is the number of outputs. This self-ensembling technique aims to maintain consistency across the  $S$  multiple outputs.

In view of this, the loss function can be defined in both supervised and unsupervised ways. The supervised loss  $\mathcal{L}_{sup}$

is defined as the average cross-entropy loss over  $S$  node representation outputs with  $m$  labeled nodes, and the unsupervised loss  $\mathcal{L}_{unsup}$  imposes consistency constraints on the representations of all nodes, including labeled nodes and unlabeled nodes, which is inspired by GRAND (Feng et al. 2020). The details are as follows:

$$\tilde{z}_{ic}^s = \frac{\exp(z_{ic}^s)}{\sum_{c=0}^{C-1} \exp(z_{ic}^s)} \quad (5)$$

$$\bar{z}_i = \frac{1}{S} \sum_{s=1}^S \tilde{z}_i^s \quad (6)$$

$$\bar{z}_{ic}' = \bar{z}_{ic}^{\frac{1}{T}} / \sum_{c=0}^{C-1} \bar{z}_{ic}^{\frac{1}{T}} \quad (7)$$

$$\mathcal{L}_{sup} = -\frac{1}{S} \sum_{s=1}^S \sum_{i=0}^{m-1} y_i^T \log(\tilde{z}_i^s) \quad (8)$$

$$\mathcal{L}_{unsup} = \frac{1}{S} \sum_{s=1}^S \sum_{i=0}^{n-1} \|\bar{z}_i' - \tilde{z}_i^s\|^2 \quad (9)$$

$$\mathcal{L} = \mathcal{L}_{sup} + \lambda \mathcal{L}_{unsup} \quad (10)$$

where  $\tilde{z}_i^s$  is the probability distribution of label prediction obtained after softmax operation in Eq.5, the average probability distribution is computed in Eq.6. Eq.7 is a sharpening function to reduce the entropy of the label distribution (Berthelot et al. 2019), where  $T$  is a hyperparameter named temperature. The low temperature stimulates the model to produce lower-entropy predictions. When  $T \rightarrow 0$ ,  $\bar{z}_i'$  will approach a one-hot distribution. Eq.8 is the definition of  $\mathcal{L}_{sup}$ , and Eq.9 is the definition of  $\mathcal{L}_{unsup}$  which can give consistent constraints for multiple prediction.  $\mathcal{L}$  in Eq.10 is the final loss, where  $\lambda$  is the hyperparameter controlling the balance of  $\mathcal{L}_{sup}$  and  $\mathcal{L}_{unsup}$ .

## Experiments

### Experiments Setup

**Datasets.** We evaluate our proposed model on five real-world datasets with different topological structures. **Cora** and **Citeseer** (Kipf and Welling 2016a) are public research citation networks, with nodes representing papers and edges representing citation links. Attributes of each node are bag-of-words representations of the relevant paper. **ACM** (Wang et al. 2019) is extracted from the original ACM dataset, where the nodes represent papers and the edges indicate that there are co-authors between two papers. Node features are bag-of-words of paper keywords. **BlogCatalog** (Meng et al. 2019) is a blogger's social network, which is collected from the BlogCatalog website, and the node features are constructed by the keywords of user profiles. **Flickr** (Meng et al. 2019) is an interest social network, where nodes represent users and edges represent relationships between users.

The statistics of five datasets are shown in Table 2, from which we can see that Flickr and BlogCatalog are more dense than the other three datasets in topological structure.

Model	Cora	Flickr	Citeseer	BlogCatalog	ACM
MLP	60.5 $\pm$ 0.3	54.3 $\pm$ 0.6	60.6 $\pm$ 0.4	73.9 $\pm$ 0.9	77.4 $\pm$ 0.4
GCN	81.5 $\pm$ 0.5	50.7 $\pm$ 0.5	71.6 $\pm$ 0.3	75.7 $\pm$ 0.4	87.2 $\pm$ 0.2
GAT	83.0 $\pm$ 0.7	36.4 $\pm$ 1.2	72.5 $\pm$ 0.7	64.8 $\pm$ 2.1	87.4 $\pm$ 0.3
APPNP	83.2 $\pm$ 0.6	58.3 $\pm$ 0.8	72.4 $\pm$ 0.5	86.5 $\pm$ 1.1	89.3 $\pm$ 0.3
DAGNN	84.4 $\pm$ 0.5	62.8 $\pm$ 1.5	73.3 $\pm$ 0.6	83.4 $\pm$ 1.0	88.2 $\pm$ 0.7
GCNII	<b>85.5 <math>\pm</math> 0.5</b>	52.9 $\pm$ 1.5	73.4 $\pm$ 0.6	69.0 $\pm$ 4.1	89.3 $\pm$ 0.2
GRAND	85.4 $\pm$ 0.4	68.3 $\pm$ 0.5	75.4 $\pm$ 0.4	88.8 $\pm$ 0.9	90.3 $\pm$ 0.2
AMGCN	81.0	75.3	73.1	82.0	90.4
DPGNN	85.3 $\pm$ 0.3	<b>81.4 <math>\pm</math> 0.5</b>	<b>75.9 <math>\pm</math> 0.3</b>	<b>90.0 <math>\pm</math> 0.3</b>	<b>92.1 <math>\pm</math> 0.3</b>

Table 1: Results on five datasets in terms of classification accuracy (in percent).

Datasets	Nodes	Edges	Classes	Avg Degree	Featrues
Cora	2708	5429	7	4.01	1433
Flickr	7575	239738	9	63.30	12047
Citeseer	3327	4732	6	2.84	3703
BlogCatalog	5196	171743	6	66.11	8189
ACM	3025	13128	3	8.68	1870

Table 2: The statistics of five datasets. The average degree is computed by  $\frac{2m}{n}$ .

Based on the previous analysis, the unfavourable topological structure is a disaster event for information propagation. The high proportion of inter-class edges implies an imperfect topological structure. If there are reachable paths between nodes in the topology, there will be opportunities for information propagation and aggregation. To further understand the topological structure of each dataset, we count the proportion of connecting inter-class node pairs for shortest paths of length  $l$  (i.e. order), which is represented by  $P_l$  and defined as follows:

$$P_l = \frac{\sum_{(i,j) \in l(i,j)} \mathbb{I}(y_i \neq y_j)}{\sum_{(i,j)} \mathbb{I}(d(i,j) = l)} \quad (11)$$

where  $(i, j)$  represents a node pair in the graph ( $i \neq j$ ),  $l(i, j)$  represents the set of node pairs whose shortest path length is  $l$ ,  $\mathbb{I}(\cdot)$  infers to indication function, and  $d(i, j)$  is the shortest path length between node  $i$  and node  $j$ . The  $P_l$  value of different lengths is proportional to the noise brought from the information propagation of the corresponding hops. The statistical results are shown in Figure 3.

**Baseline.** We compare DPGNN with eight methods, including a classic neural network: i.e., Multilayer Perceptron(MLP), two topology-based shallow GNNs, i.e. GCN (Kipf and Welling 2016a), GAT (Veličković et al. 2017), four topology-based deep GNNs, i.e. APPNP (Klicpera, Bojchevski, and Günnemann 2018), DAGNN (Liu, Gao, and Ji 2020), GCNII (Chen et al. 2020b), GRAND (Feng et al. 2020), and a feature-based GNNs, i.e. AMGCN (Wang et al. 2020).

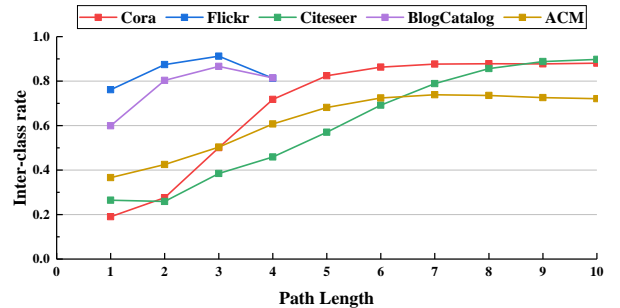


Figure 3:  $P_l$  values with different lengths in five datasets. The inter-class rate of all datasets almost increases with the growth of shortest path length in general, which indicates that high-order information propagation is liable to introduce too much noise information. In the low-order information propagation, datasets Flickr and BlogCatalog have a higher inter-class rate than other three datasets.

## Overall Results

Like most semi-supervised graph node classification tasks, we select 20 labeled nodes per class for training, 500 nodes for validation and 1000 nodes for testing. Specifically, in order for the impartial experimental comparison, we split the datasets in the same standard way as most topology-based GNNs, and make the data splits of Flickr, BlogCatalog, ACM equal to the feature-based model AMGCN. We conducted 100 runs with different random weight initialization for our proposed DPGNN, the results of which are averaged after discarding the best and worst 5 runs. We perform a grid search (Tang 2021) to tune our associated hyperparameters for each dataset and apply the same standard for reproducing unreported datasets on other methods. The results on five datasets are summarized on Table 1.

The results in Table 1 successfully verify that our proposed DPGNN achieves competitive performance across all datasets, four of which the results outperform the latest state-of-the-art models. Notably, all performance results have a small standard deviation, demonstrating the superior stability of our model. For the dataset Flickr with poor topological

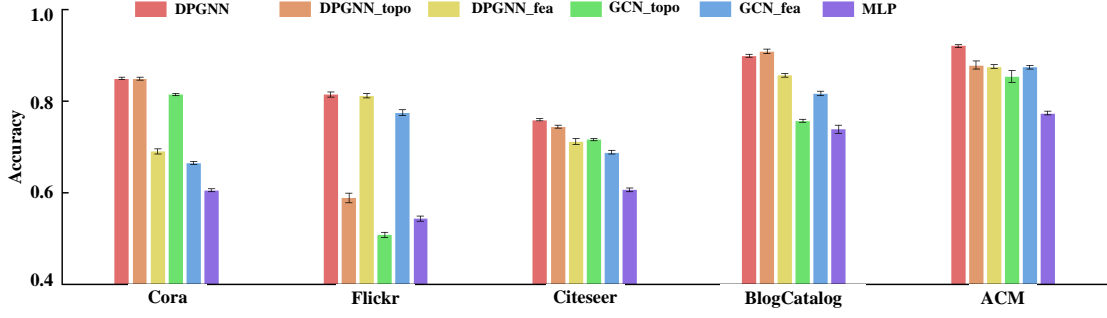


Figure 4: The results of DPGNN comparing with other specially designed models on five datasets.

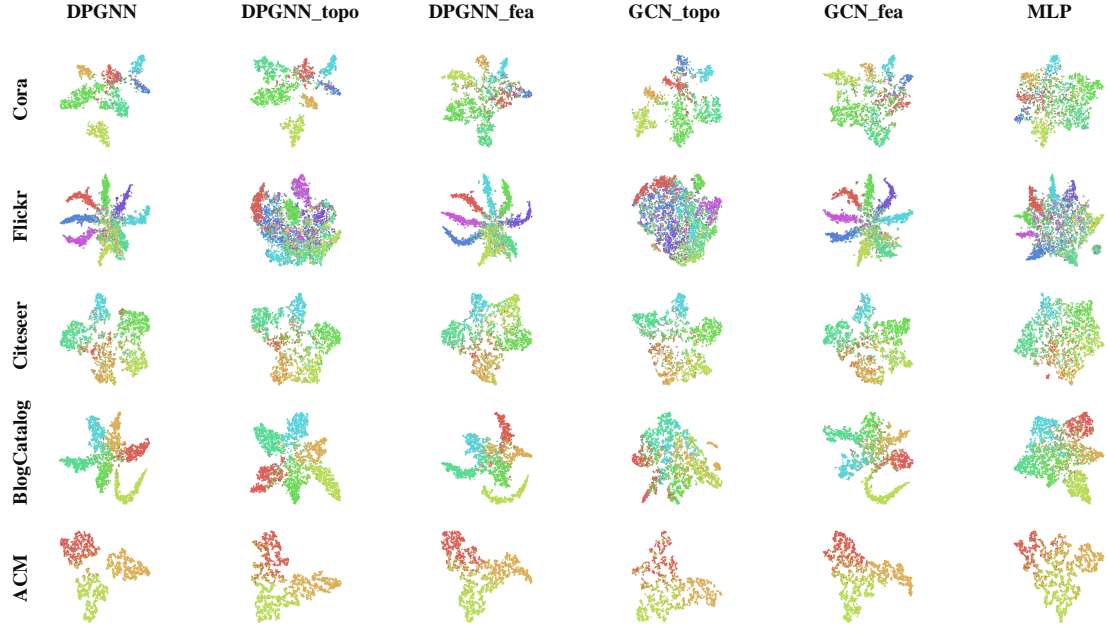


Figure 5: The t-SNE visualization of node representations derived by DPGNN and five specially designed models on five datasets.

structure, our model improves accuracy at least 5.6% compared with other methods. We discover that most topology-based GNNs perform poorly on Flickr. The main reason is that Flickr’s topological structure will produce a lot of noise in information propagation. Furthermore, most latest state-of-the-art models except GCNII perform well on Blogcatalog whose topological structure is slightly better than Flickr. This is because APPNP, DAGNN and GRAND decouple the two operations of representation transformation and information propagation, which alleviates the poor performance of topology structure to a certain extent.

### Property Analysis of DPGNN

In this part, we compare DPGNN with five specially designed models on all datasets to analyse the property of DPGNN.

- **DPGNN\_topo & DPGNN\_fea:** DPGNN only based on

topology space and DPGNN only based on feature space.

- **GCN\_topo & GCN\_fea:** GCN based on topology space and GCN based on feature space.
- **MLP:** without any graph structure space.

From the results in Figure 4, we can draw the following conclusions: (1) The results of DPGNN are generally better than other five models with single-perception or no-perception graph structure, indicating the validity of dual-perception design. (2) The performance of DPGNN based single-perception network is superior to that of GCN based single-perception network (i.e. DPGNN\_topo vs GCN\_topo, DPGNN\_fea vs GCN\_fea), verifying the availability of DPGNN model framework. (3) Combined with the analysis of five datasets mentioned above, DPGNN can achieve competitive performance in both favorable and unfavorable graph topology datasets, demonstrating the universality of our proposed DPGNN.



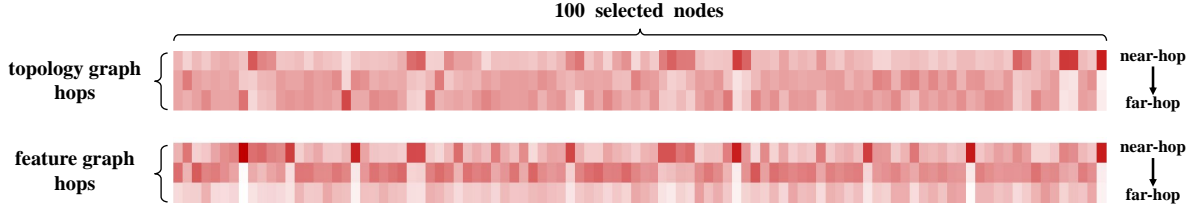


Figure 6: Node-to-hop attention visualization of dataset Citeseer in topology space and feature space. The color depth indicates the importance degree of the attention value in Eq.2.

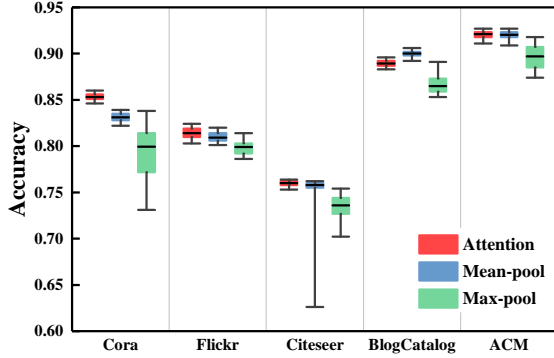


Figure 7: Accuracy evaluation of three aggregators.

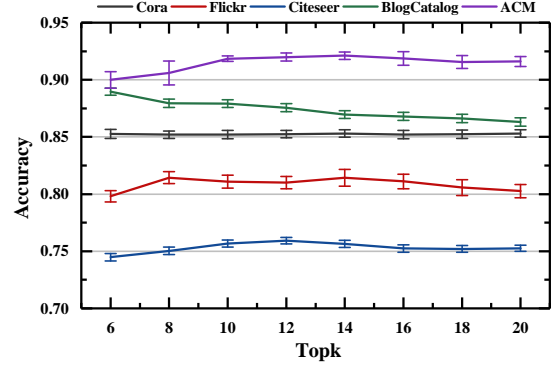


Figure 8: Analysis of topk value.

To prove the effectiveness of our proposed model more intuitively, we draw the final node representations in Eq.4 by using t-SNE (Van der Maaten and Hinton 2008), as shown in Figure 5.

### Visualization of Node-to-Hop Attention

To confirm the significance of our proposed node-to-hop attention mechanism, we visualize the node-to-hop attention value (Eq. 2) learned on the dataset Citeseer including topology space and feature space. We selected 100 nodes, and the generated multi-hop topology graph  $\mathbf{A}^t$  and multi-hop feature graph  $\mathbf{A}^f$  of Citeseer both adopted 2-hop neighborhood receptive field for information propagation. From Figure 6, we can find that each node pays different attention to different-hop neighborhood information in topology space and feature space. Besides, the overall trend indicates that the attention value of the near-hop neighborhood is higher than that of the far-hop neighborhood.

### Impacts of Aggregators and Topk

In this section, we evaluate the choice of aggregators and topk values on five datasets.

**Aggregators.** We evaluate three representation aggregators: Attention aggregator, Mean-pooling aggregator and Max-pooling aggregator. As shown in Figure 7, the Attention aggregator generally outperforms the other two aggregators except BlogCatalog. The inferred reason is that Attention aggregator can aggregate node representations adaptively with its ability to distinguish the importance of node representation based on topology space and feature space.

**Topk values.** We vary topk value from 6 to 20, specifically as shown in Figure 8. For dataset Cora, its performance changes most gently, which may be because Cora pays less attention to the representation of feature space. For other datasets, with the change of topk value, the performances have a small change, and an optimal topk value can be found in the range of 6-20.

## Conclusion

In this paper, we introduce a novel Dual-Perception Graph Neural Network with Multi-Hop Graph Generator for semi-supervised learning on graphs. In MHGG, we apply a node-to-hop attention mechanism to learn a new graph structure, which can adaptively aggregate node-specific multi-hop neighborhood information in a single network layer. And we design the DPGNN framework based on topology space and feature space for capturing the structural neighborhood information and the feature-related information. We demonstrate the performance superiority over eight latest state-of-the-art GNNs on five datasets with multifarious topological structures, which indicates our model universality and robustness. In future work, we will focus on large-scale graph and graph-level representation learning.

## References

Abu-El-Haija, S.; Perozzi, B.; Kapoor, A.; Alipourfard, N.; Lerman, K.; Harutyunyan, H.; Ver Steeg, G.; and Galstyan, A. 2019. Mixhop: Higher-order graph convolutional archi-

- tructures via sparsified neighborhood mixing. In *international conference on machine learning*, 21–29. PMLR.
- Berthelot, D.; Carlini, N.; Goodfellow, I.; Papernot, N.; Oliver, A.; and Raffel, C. 2019. Mixmatch: A holistic approach to semi-supervised learning. *arXiv preprint arXiv:1905.02249*.
- Chen, D.; Lin, Y.; Li, W.; Li, P.; Zhou, J.; and Sun, X. 2020a. Measuring and relieving the over-smoothing problem for graph neural networks from the topological view. In *Proceedings of the AAAI Conference on Artificial Intelligence*, volume 34, 3438–3445.
- Chen, M.; Wei, Z.; Huang, Z.; Ding, B.; and Li, Y. 2020b. Simple and deep graph convolutional networks. In *International Conference on Machine Learning*, 1725–1735. PMLR.
- Chen, Y.; Wu, L.; and Zaki, M. J. 2019. Deep iterative and adaptive learning for graph neural networks. *arXiv preprint arXiv:1912.07832*.
- Feng, W.; Zhang, J.; Dong, Y.; Han, Y.; Luan, H.; Xu, Q.; Yang, Q.; Kharlamov, E.; and Tang, J. 2020. Graph Random Neural Network for Semi-Supervised Learning on Graphs. *arXiv preprint arXiv:2005.11079*.
- Franceschi, L.; Niepert, M.; Pontil, M.; and He, X. 2019. Learning discrete structures for graph neural networks. In *International conference on machine learning*, 1972–1982. PMLR.
- Fruchterman, T. M.; and Reingold, E. M. 1991. Graph drawing by force-directed placement. *Software: Practice and experience*, 21(11): 1129–1164.
- Gilmer, J.; Schoenholz, S. S.; Riley, P. F.; Vinyals, O.; and Dahl, G. E. 2017. Neural message passing for quantum chemistry. In *International conference on machine learning*, 1263–1272. PMLR.
- Jiang, B.; Zhang, Z.; Lin, D.; Tang, J.; and Luo, B. 2019. Semi-supervised learning with graph learning-convolutional networks. In *Proceedings of the IEEE/CVF Conference on Computer Vision and Pattern Recognition*, 11313–11320.
- Kipf, T. N.; and Welling, M. 2016a. Semi-supervised classification with graph convolutional networks. *arXiv preprint arXiv:1609.02907*.
- Kipf, T. N.; and Welling, M. 2016b. Variational graph auto-encoders. *arXiv preprint arXiv:1611.07308*.
- Klicpera, J.; Bojchevski, A.; and Günnemann, S. 2018. Predict then propagate: Graph neural networks meet personalized pagerank. *arXiv preprint arXiv:1810.05997*.
- Laine, S.; and Aila, T. 2016. Temporal ensembling for semi-supervised learning. *arXiv preprint arXiv:1610.02242*.
- Li, Q.; Han, Z.; and Wu, X.-M. 2018. Deeper insights into graph convolutional networks for semi-supervised learning. In *Thirty-Second AAAI conference on artificial intelligence*.
- Liu, M.; Gao, H.; and Ji, S. 2020. Towards deeper graph neural networks. In *Proceedings of the 26th ACM SIGKDD International Conference on Knowledge Discovery & Data Mining*, 338–348.
- Meng, Z.; Liang, S.; Bao, H.; and Zhang, X. 2019. Co-embedding attributed networks. In *Proceedings of the twelfth ACM international conference on web search and data mining*, 393–401.
- Oono, K.; and Suzuki, T. 2019. Graph neural networks exponentially lose expressive power for node classification. *arXiv preprint arXiv:1905.10947*.
- Rong, Y.; Huang, W.; Xu, T.; and Huang, J. 2020. DROPE-DGE: TOWARDS DEEP GRAPH CONVOLUTIONAL NETWORKS ON NODE CLASSIFICATION.
- Schlichtkrull, M.; Kipf, T. N.; Bloem, P.; Van Den Berg, R.; Titov, I.; and Welling, M. 2018. Modeling relational data with graph convolutional networks. In *European semantic web conference*, 593–607. Springer.
- Tang, Q. 2021. UltraOpt : Distributed Asynchronous Hyperparameter Optimization better than HyperOpt.
- Van der Maaten, L.; and Hinton, G. 2008. Visualizing data using t-SNE. *Journal of machine learning research*, 9(11).
- Veličković, P.; Cucurull, G.; Casanova, A.; Romero, A.; Lio, P.; and Bengio, Y. 2017. Graph attention networks. *arXiv preprint arXiv:1710.10903*.
- Verma, V.; Qu, M.; Kawaguchi, K.; Lamb, A.; Bengio, Y.; Kannala, J.; and Tang, J. 2019. GraphMix: Improved Training of GNNs for Semi-Supervised Learning. *arXiv preprint arXiv:1909.11715*.
- Wang, X.; Ji, H.; Shi, C.; Wang, B.; Ye, Y.; Cui, P.; and Yu, P. S. 2019. Heterogeneous graph attention network. In *The World Wide Web Conference*, 2022–2032.
- Wang, X.; Zhu, M.; Bo, D.; Cui, P.; Shi, C.; and Pei, J. 2020. Am-gcn: Adaptive multi-channel graph convolutional networks. In *Proceedings of the 26th ACM SIGKDD International conference on knowledge discovery & data mining*, 1243–1253.
- Wu, J.; He, J.; and Xu, J. 2019. Net: Degree-specific graph neural networks for node and graph classification. In *Proceedings of the 25th ACM SIGKDD International Conference on Knowledge Discovery & Data Mining*, 406–415.
- Xu, K.; Hu, W.; Leskovec, J.; and Jegelka, S. 2018. How powerful are graph neural networks? *arXiv preprint arXiv:1810.00826*.
- Yun, S.; Jeong, M.; Kim, R.; Kang, J.; and Kim, H. J. 2019. Graph transformer networks. *Advances in Neural Information Processing Systems*, 32: 11983–11993.
- Zhang, L.; and Lu, H. 2020. A Feature-Importance-Aware and Robust Aggregator for GCN. In *Proceedings of the 29th ACM International Conference on Information & Knowledge Management*, 1813–1822.
- Zhao, J.; Wang, X.; Shi, C.; Hu, B.; Song, G.; and Ye, Y. 2021. Heterogeneous Graph Structure Learning for Graph Neural Networks. In *35th AAAI Conference on Artificial Intelligence (AAAI)*.
- Zhou, L.; Wang, T.; Qu, H.; Huang, L.; and Liu, Y. 2020. A Weighted GCN with Logical Adjacency Matrix for Relation Extraction. In *ECAI 2020*, 2314–2321. IOS Press.