

From galactic bars to the Hubble tension – weighing up the astrophysical evidence for Milgromian gravity

Indranil Banik^{1*} and Hongsheng Zhao¹

¹*Scottish Universities Physics Alliance, University of Saint Andrews, North Haugh, Saint Andrews, Fife, KY16 9SS, UK*

3 December 2021

ABSTRACT

Astronomical observations reveal a major deficiency in our understanding of physics – the detectable mass is insufficient to explain the observed motions in a huge variety of systems given our current understanding of gravity, Einstein’s General theory of Relativity (GR). This missing gravity problem may indicate a breakdown of GR at low accelerations, as postulated by Milgromian dynamics (MOND). We review the MOND theory and its consequences, including in a cosmological context where we advocate a hybrid approach involving light sterile neutrinos to address MOND’s cluster-scale issues. We then test the novel predictions of MOND using evidence from galaxies, galaxy groups, galaxy clusters, and the large-scale structure of the Universe. We also consider whether the standard cosmological paradigm (Λ CDM) can explain the observations, and review several previously published highly significant falsifications of it. Our overall assessment considers both the extent to which the data agree with each theory and how much flexibility each has when accommodating the data, with the gold standard being a clear a priori prediction not informed by the data in question. We also consider some future tests, including on scales much smaller than galaxies. Our conclusion is that MOND is favoured by a wealth of data across a huge range of astrophysical scales, ranging from the kpc scales of galactic bars to the Gpc scale of the local supervoid and the Hubble tension, which is alleviated in MOND through enhanced cosmic variance.

Key words: gravitation – cosmology – galaxies: kinematics and dynamics – galaxies: evolution – galaxies: interactions – galaxies: groups – galaxies: clusters – large-scale structure of Universe

1 INTRODUCTION

Our current understanding of physics is based on four fundamental forces: the strong and weak nuclear forces, electromagnetism, and gravity. These must ultimately be different aspects of the same unified fundamental interaction. However, the long-sought unification with gravity has been hampered by theoretical difficulties and its relative weakness, which makes it extremely hard to build accurate gravitational experiments. Gravity is so weak that two electrons 1000 km apart repel each other by 2.5×10^{-10} m/s², slightly more than the Galactocentric orbital acceleration of the Solar System due to the combined gravitational pull of the entire Galaxy (Gaia Collaboration 2021b). The gravitational fields of individual particles are thus immeasurably small.

The relative weakness of gravity means that one must by necessity consider astronomical observations in order to understand it empirically, which is probably the first step to a deeper theoretical understanding. That gravity declines as inverse distance squared was first an empirical formula by Newton to explain Kepler’s third law that each Solar System planet’s period² \propto its orbital semi-major axis³. A field theoretical basis was then put forth in terms of the Poisson equation, which clarified that the inverse square decline of both gravity and the electrostatic force can be understood in terms of field lines spreading in 3D. Newtonian gravity is an excellent description of non-relativistic motions in the Solar System, so much so that discrepancies it faced with the motion of Uranus were attributed to a previously unknown planet that was subsequently discovered. While the successful a priori prediction of Neptune is widely known, a similar issue arose for the orbit of Mercury. The small but statistically significant 43'' per century discrepancy between

*Email: ib45@st-andrews.ac.uk (Indranil Banik),
h44@st-andrews.ac.uk (Hongsheng Zhao)

observations and the Newtonian expectation for its rate of perihelion precession was for a long time also attributed to an undiscovered planet (Vulcan), leading astronomers on an ultimately unsuccessful wild goose chase characterized by many claimed detections that were later proven incorrect (Levenson 2015). The anomalous perihelion precession of Mercury was actually an important clue towards a fully relativistic theory of gravity, namely General Relativity (GR; Einstein 1915). This was designed to reduce to Newtonian dynamics in the appropriate limit of low velocities and shallow potentials with escape velocities much smaller than the speed of light c .

The predictions of GR have been verified one after another over the past century. Observations of the star S2 allow particularly stringent constraints because it approaches within 120 AU of the Galactic centre black hole. Even in this strong field, GR correctly predicts the gravitational redshift of S2 (Gravity Collaboration 2018) and its pericentre precession (Gravity Collaboration 2020), which is much more extreme than for Mercury. Especially striking have been the recent observations of a black hole shadow (Event Horizon Telescope Collaboration 2019) and the measurement that gravitational waves (GWs) travel at c to a precision of $\sim 10^{-15}$ (Virgo & LIGO Collaborations 2017), with \sim used to mean equality only at the order of magnitude level (for higher precision but where there is still uncertainty with the stated significant figures, we will use \approx).

Despite these impressive successes, it is less clear whether GR can be extrapolated to the non-relativistic motions in the outskirts of galaxies and galaxy clusters. Whenever the relativistic corrections contribute insignificantly to the velocities in these systems, we will use the term ‘Newtonian gravity’ rather than GR because the two give very similar results for well-understood mathematical reasons (Rowland 2015; de Almeida et al. 2016). The unexpectedly high velocity dispersion of galaxies relative to each other in the Coma Cluster could be the first evidence for a breakdown of Newtonian gravity (and thus GR; Zwicky 1933, 1937), or it could indicate missing mass, though a combination of the two should not be lightly discarded.

Closer to home, the observation that the Andromeda galaxy (M31) is approaching the Milky Way (MW) despite their presumed recession shortly after the Big Bang also argues for significant missing gravity on Mpc scales, a line of evidence known as the Local Group (LG) timing argument (Kahn & Woltjer 1959). Moreover, the rotation curves of galaxies do not follow the expected Keplerian decline beyond the extent of their luminous matter distributions (Faber & Gallagher 1979, and references therein). This led to the widespread acceptance that astronomical systems require significantly more gravity than can be explained using the conventional gravity of their detected mass (for a historical review, see Sanders 2010). Since one possible explanation is the existence of large amounts of invisible mass, this problem is usually called the dark matter (DM) problem. However, DM is by no means the only possible explanation. Therefore, we recommend the terminology ‘missing gravity problem’, with the missing gravity arising from DM, a modification to GR in a regime where it has not been tested, or both.

Beyond the problem of predicting a declining rotation curve, self-gravitating Newtonian discs without DM quickly develop an instability, as predicted analytically (Toomre

1964) and verified by numerical simulations (Hohl 1971). However, the MW retains a thin disc despite being much older than its dynamical time of a few hundred Myr (Knox, Hawkins & Hambly 1999). For an early review of work on this problem, we refer the reader to Sellwood & Wilkinson (1993). A possible solution is that disc galaxies have a dominant pressure-supported spheroidal halo, even though such a halo is not observed (Ostriker & Peebles 1973). The currently conventional solution to the above-mentioned issues is still to design invisible pressure-supported DM halos that surround, dominate, and stabilize galaxy discs (Ostriker, Peebles & Yahil 1974; White & Rees 1978).

Despite these favourable reasons to hypothesize DM, its nature remains a mystery. It was hoped for a time that the DM can be accounted for by known objects like faint stars or brown dwarfs (Carr 1994). A model in which the dark halo consists of massive compact halo objects (MACHOs) predicts occasional gravitational bending of light from background stars. The EROS collaboration (Aubourg et al. 1993) conducted a microlensing survey in which they continuously monitored 7×10^6 stars over a period of 6.7 years in two fields of view towards our satellite galaxies the Large and Small Magellanic Clouds. One expects ≈ 39 MACHOs out of the many millions in this general direction to move by chance into a milli-arcsecond alignment with a bright background star, leading to an achromatic $\gtrsim 30\%$ increase and then roughly symmetric decrease in its brightness over a few months for a Solar-mass MACHO (Refsdal 1966; Paczynski 1986) because the two images are by definition unresolved in microlensing. Only 1 such candidate event was found (Tisserand et al. 2007). This confirmed an earlier result (Alcock et al. 2000) that MACHOs almost certainly do not have enough mass to account for the missing gravity in our Galaxy, or to stabilize its disc if it obeys Newtonian dynamics (for a historical review of microlensing, we refer the reader to Pietrzyński 2018). Similar conclusions were later reached for primordial black holes (PBHs) over a wide range of mass (Niikura et al. 2019), with GW results also ruling out the idea that the required DM consists primarily of PBHs if their mass is $\gtrsim 0.1 M_\odot$ (Wang et al. 2018). These considerations led to the widespread assumption that the DM consists of undiscovered non-baryonic particles outside the well-tested standard model of particle physics (for a historical review of how this paradigm came about, see Peebles 2017a). The DM should be dynamically cold to allow the formation of galaxy-scale halos, leading to the idea of cold dark matter (CDM). While the CDM could consist of low-mass axions (Sikivie 1983) or other particles with a low mass (Hui et al. 2017), we will generally assume that the CDM should be weakly interacting massive particles (WIMPs; Kamionkowski 1998). However, most of our discussion will not depend on this distinction, especially when we consider large scales.

Additional assumptions are required to reconcile GR with extragalactic observations. A well-known hypothesis is that a very small but positive cosmological constant Λ should be included in GR. While in principle the field equations of GR allow a constant dark energy density anywhere within 60 orders of magnitude for a unification with quantum mechanics at high energy, the universe would gain symmetry if both its curvature and Λ were exactly zero. However, it was realised in the 1990s that the observed ages of

some globular clusters seem to exceed the age of a flat universe with $\Lambda = 0$ (Bolte & Hogan 1995; Jimenez et al. 1996). Invoking a positive but very small $c^2\sqrt{\Lambda} \sim cH_0 \sim 10^{-9} \text{ m/s}^2$ causes the dark energy density to dominate the late universe and increases its age for a given Hubble expansion rate H_0 . The higher age arises from an accelerated cosmic expansion at late times, which was confirmed by observations of distant Type Ia supernovae (Riess et al. 1998; Perlmutter et al. 1999). Though these do not all have the same intrinsic luminosity, they are standardizable candles using the Phillips relation between peak luminosity and light curve shape (Phillips 1993; Phillips et al. 1999). Combined with other lines of evidence, this led to the currently standard Λ CDM paradigm (Efstathiou et al. 1990; Ostriker & Steinhardt 1995).

The Λ CDM paradigm went on to fit the power spectrum of anisotropies in the cosmic microwave background (CMB) as observed by the satellites known as the Wilkinson Microwave Anisotropy Probe (WMAP; Spergel et al. 2003) and Planck (Planck Collaboration XVI 2014). These reveal a highly characteristic pattern of oscillations that are generally understood as acoustic oscillations in the baryon-photon plasma during the first 380 kyr of the universe. Extrapolating back to its first few minutes, the background temperature should have been high enough for nuclear fusion reactions to take place (Alpher, Bethe & Gamow 1948). This process of Big Bang nucleosynthesis (BBN) lasted for only a few minutes because of falling temperatures due to cosmic expansion, with the conversion of hydrogen to helium further limited by the fact that free neutrons decay with an exponential decay time of 880 s (Olive 2014). As a result, BBN is very sensitive to all four fundamental forces: gravity sets the overall expansion history and thus background temperature, the strong nuclear force sets when neutrons and protons first condense out as (relatively) stable particles, the weak nuclear force is important to the decay of free neutrons into protons, while electromagnetism is important especially during the deuterium bottleneck when photons disrupted newly formed deuterium nuclei, delaying the formation of heavier elements and thus reducing the primordial helium abundance. It is therefore highly non-trivial that the primordial abundances of deuterium and helium are well accounted for under the standard assumption of a hot Big Bang where the expansion history follows the GR-based Friedmann equation (Cyburt et al. 2016). Even the abundance of lithium seems to be consistent with this model (Howe et al. 2012; Fu et al. 2015), though there are still some difficulties reconciling the predicted primordial lithium abundance with measurements in the atmospheres of low-mass stars (as reviewed in e.g. chapter 6 of Merritt 2020).¹ The main adjustable parameter in BBN is the baryon:photon ratio, which can be independently constrained using the CMB. For a review of the Λ CDM paradigm, we refer the reader to Frenk & White (2012).

In this review, we focus primarily on more recently gath-

ered evidence and later cosmological epochs, leading to a far less rosy picture for Λ CDM (serious problems with it are reviewed in e.g. Kroupa et al. 2010; Kroupa 2012, 2015). Our main goal is to compare Λ CDM with an alternative paradigm known as Milgromian dynamics (MOND; Milgrom 1983a) using available lines of evidence which are theoretically expected to be discriminative (Milgrom 1983b,c), either because the paradigms predict different outcomes, or because at least one paradigm makes a strong prediction. Other modified gravity theories and possible observational tests of them have been reviewed elsewhere (e.g. Baker et al. 2021), and are considered briefly in our Section 3.6. Empirically confirming a breakdown of GR could provide much-needed guidance for theorists trying to better understand gravity and the nature of spacetime.

This review is organised as follows: We begin by describing the theoretical background to MOND, which like all theories is incomplete but can still be applied to a wide range of systems (Section 2). We then describe available evidence from the equilibrium dynamics of galaxies (Section 3) and their stability and long-term evolution (Section 4). This mostly concerns isolated galaxies, so we go on to discuss interacting galaxies and satellite planes (Section 5). We then consider galaxy groups (Section 6) and galaxy clusters (Section 7). Taking advantage of some important recent studies, we go on to consider the large-scale structure of the Universe (Section 8) and the possible cosmological picture in the MOND framework (Section 9). We then evaluate the relative merits of Λ CDM and MOND using a 2D scoring system based on the theoretical flexibility each has when confronted with a certain phenomenon and how well the prediction agrees with observations (Section 10). While this review mainly discusses currently available evidence, we also mention some potentially exciting future investigations that could break the degeneracy between Λ CDM and MOND (Section 11). We then obtain a numerical score for each model based on the presently available tests (Section 12). There we conclude with our thoughts on what these tests seem to be telling us.

2 THEORETICAL BACKGROUND TO MOND

MOND was proposed to explain galaxy rotation curves without postulating CDM particles for which there still exists no direct (non-gravitational) evidence (Milgrom 1983a). At that time, the Tully-Fisher relation (TFR; Tully & Fisher 1977) indicated that rotational velocities v_c scale approximately as $\sqrt[4]{L}$, where L is the luminosity. This was not known to a high degree of certainty, with Milgrom (1983b) stating in his section 3 that the slope could lie in the range 0.2 – 0.4 based on the data available at that time (for a historical review, see e.g. Sanders 2010, 2015). A scaling of the form $v_c \propto \sqrt[4]{L}$ combined with the assumption of roughly similar stellar mass to light (M_*/L) ratios in different galaxies implied that any modified gravity alternative to CDM should depart from standard dynamics at low accelerations rather than beyond a fixed distance r_0 . This is because the gravity law must be $\propto 1/r$ in the modified regime to get flat rotation curves, so continuity with the Newtonian regime implies that the gravity in the modified regime must be $GM_s/(rr_0)$, where G is the Newtonian gravitational con-

¹ One of their arguments for why these measurements reflect the primordial abundance (i.e. for little stellar processing of lithium) is the claimed detection of Li-6, but precise spectra published since then argue against the detection of this isotope (Wang et al. 2022a).

stant. Using a fixed r_0 gives an incorrect scaling between galaxies of $v_c \propto \sqrt{M_s}$, where M_s is the mass of ordinary particles within the standard model of particle physics, i.e. without assuming CDM.¹ If instead the modification arises only at low accelerations (see also Section 3.1.1), it is necessary to postulate that in an isolated spherically symmetric system with Newtonian gravity g_N , the actual gravity is

$$g = \sqrt{g_N a_0} \quad (g_N \ll a_0). \quad (1)$$

Another major motivation for MOND was that Newtonian gravity has not been tested to any acceptable precision in galaxies and clusters, where the dynamical discrepancies arise. Even our most distant spacecraft (Voyager 2) is at a distance of $r = 130$ AU, where the gravitational field of the Sun is $g_\odot = GM_\odot/r^2 = 3.5 \times 10^{-7}$ m/s², where M_\odot is the Solar mass. g_\odot on Voyager 2 is much larger than the $(2.32 \pm 0.16) \times 10^{-10}$ m/s² acceleration of the Solar System as a whole relative to distant quasars (Gaia Collaboration 2021b), with the dominant contribution no doubt arising from its Galactocentric orbit given that the acceleration is almost exactly towards the Galactic centre (see their figure 10). Consequently, it is possible that Newtonian dynamics breaks down when the gravitational field g drops three orders of magnitude below the Solar gravity on Voyager 2. This might explain the observed flat rotation curves of disc galaxies and the similar problem in pressure-supported galaxies, which typically have a much higher internal velocity dispersion σ_i than the Newtonian expectation without CDM.

The successes and limitations of both Newtonian gravity and MOND are similar – both lack a unique consistent description for photons and cosmic expansion, but do predict the right order of magnitude in both cases. The MOND theory has evolved somewhat over the years with various relativistic extensions (discussed later in Section 2.6), but its relation to GR and DM is not completely understood (for a historical review, see Sanders 2015). MOND necessarily entails deviations from a baryonic GR universe, though in a regime where GR has not been directly tested (Baker et al. 2015). MOND is easier thought of as a generalization of Newtonian dynamics rather than GR. Its most user-friendly modern form (called quasilinear MOND or QUMOND; Milgrom 2010) is often presented as a non-relativistic substitute for Newtonian gravity in galaxies, with the extra complexity offset somewhat by the absence of CDM in this picture. To minimize the adjustments to existing algorithms, the total gravitational potential at position \mathbf{r} can be expressed as

$$\Phi(\mathbf{r}) = - \int \frac{G \rho_{\text{eff}}(\mathbf{x}) d^3 \mathbf{x}}{|\mathbf{x} - \mathbf{r}|}, \quad (2)$$

where the effective density ρ_{eff} at position \mathbf{x} can be decomposed into standard (ρ_s) and phantom (ρ_p) parts with total

$$\rho_{\text{eff}} \equiv \rho_s + \rho_p = - \nabla \cdot \left(\frac{\nu g_N}{4\pi G} \right). \quad (3)$$

¹ The mass in standard particles is usually called the baryonic mass in the literature as leptons are similar in number yet much less massive. We follow this terminology for clarity, but prefer the more general term standard mass M_s , by which we mean a non-gravitational determination, often using stellar population synthesis. A mass estimated from the dynamics in a particular theory is called e.g. the Newtonian/MOND dynamical mass.

The MOND interpolating function $\nu(y \equiv g_N/a_0)$ has the asymptotic limits

$$\nu = \begin{cases} 1 & (y \gg 1), \\ \frac{1}{\sqrt{y}} & (y \ll 1). \end{cases} \quad (4)$$

The mass density ρ_s consists of only standard particles (baryons, photons, neutrinos, etc.) that source the Newtonian gravity $\mathbf{g}_N(\mathbf{x})$. This must first be calculated in order to determine ρ_{eff} , which in general exceeds ρ_s . The remainder ρ_p is the density of ‘phantom dark matter’ (PDM). For an isolated spherically symmetric system, the upshot is that the position \mathbf{r} of a test particle satisfies the equation of motion

$$|\ddot{\mathbf{r}}| = g \equiv |\nabla \Phi| \approx \max \left[\frac{GM}{r^2}, \sqrt{\frac{GM a_0}{r^2}} \right], \quad (5)$$

where the acceleration is radially inwards, M is the mass interior to the particle, an overdot indicates a time derivative, and $r \equiv |\mathbf{r}|$ for any vector \mathbf{r} in what follows. Note that this equation is only an approximation even in spherical symmetry – one should instead use a smooth interpolation function between the different asymptotic limits (see Section 2.3). The phantom density ρ_p is generally positive, but it can be negative in more complicated geometries (Milgrom 1986b; Banik & Zhao 2018a), potentially leading to a clear smoking gun signal for a breakdown of GR (Oria et al. 2021).

The value of a_0 can be estimated from a single rotation curve, as first done by Milgrom (1988b). A better estimate can be obtained by jointly fitting the rotation curves of several galaxies with a single adjustable parameter a_0 that is consistent between galaxies. Only a handful of rotation curves are required to empirically determine that the common acceleration scale $a_0 = 1.2 \times 10^{-10}$ m/s² (Begeman et al. 1991). More recent studies confirm this value (Gentile et al. 2011; McGaugh et al. 2016).

An excellent review of MOND fits to galaxy rotation curves can be found in Famaey & McGaugh (2012), which also considers other aspects of MOND. The older review of Sanders & McGaugh (2002) contains useful discussions on cosmology and large-scale structure, mainly based on the work of Sanders (2001). A fairly thorough mostly theoretical review of MOND is provided by Milgrom (2014a), with the author keeping this up to date. The philosophy of MOND is detailed in Merritt (2020), which argues convincingly that a good scientific theory must make novel falsifiable predictions, or at least explain observations it was not designed for. This excellent book considers published results until the end of 2017, while our review will also consider several crucial results obtained since then.

2.1 Spacetime scale invariance

Though empirically motivated, Equation 1 can be derived from a symmetry principle known as spacetime scale invariance (Milgrom 2009c). Suppose that a particle at very low acceleration follows some trajectory through spacetime defined by a list of (\mathbf{r}, t) , where \mathbf{r} is the position and t is the time. For any constant λ , another solution to the equations of motion in the low-acceleration (deep-MOND) regime is $(\lambda \mathbf{r}, \lambda t)$. In other words, for any solution to the deep-MOND equations of motion, we may obtain another solution by per-

forming the following scaling:

$$\mathbf{r} \rightarrow \lambda \mathbf{r}, \quad (6)$$

$$t \rightarrow \lambda t, \quad (7)$$

$$GMa_0 \rightarrow GMa_0. \quad (8)$$

At the appropriately adjusted time, the scaled trajectory has the same velocity as the original. Consequently, if we take the case of uniform circular motion around a point mass, we see that the rotation curve must be flat in order to satisfy spacetime scale invariance. One potentially important aspect of the above scalings is that since they do not alter the velocity, the introduction of a fundamental velocity scale c preserves spacetime scale invariance.

In contrast, standard Newtonian mechanics does not obey spacetime scale invariance because the rotation curve of a point mass follows a Keplerian $r^{-1/2}$ decline. Therefore, a revised trajectory can be obtained from the original only if \mathbf{r} and t are scaled by different factors at high accelerations. The required scalings are instead:

$$\mathbf{r} \rightarrow \lambda^{2/3} \mathbf{r}, \quad (9)$$

$$t \rightarrow \lambda t, \quad (10)$$

$$GM \rightarrow GM. \quad (11)$$

Written in this way, the Newtonian scalings seem much less natural than those of the deep-MOND limit, partly because the Newtonian scalings must be broken at some point if we introduce a fundamental velocity scale.

The special symmetries of the deep-MOND limit may be related to cosmology and the presence of dark energy, which we discuss next. Note however that the deep-MOND limit and any symmetries of this limit are not an accurate representation of MOND because the deep-MOND limit is only a mathematical approximation – real-world accelerations are always a finite fraction of a_0 . Moreover, theoretical elegance is a less important consideration than agreement with observations – the latter have always taken precedence in the whole Milgromian research program (see also Hossenfelder 2018).

2.2 Possible fundamental basis

A more widely known theoretical justification for MOND is based on the empirical value of $a_0 = 1.2 \times 10^{-10} \text{ m/s}^2$. This very low value is similar to various acceleration scales of cosmological significance, including that defined by the inverse timescale that is the Hubble constant H_0 . A particle accelerating at a_0 for a Hubble time would reach a speed

$$\frac{a_0}{H_0} \approx 0.18 c. \quad (12)$$

The order of magnitude coincidence with the speed of light hints at a fundamental link between the empirical value of a_0 determined from galaxy rotation curves and the typical acceleration cH_0 of the cosmic horizon. This coincidence was known since MOND was first proposed (see the introduction to Milgrom 1983a).

Perhaps more physically relevant is the gravity energy density scale g_Λ determined by the dark energy density $\rho_\Lambda c^2$ that conventionally explains the accelerated late-time expansion of the Universe (Section 1). This scale is defined by where the classical energy density $g^2/(8\pi G)$ of a gravita-

tional field (equation 9 of Peters 1981) becomes comparable to $\rho_\Lambda c^2 = \frac{c^4 \Lambda}{8\pi G} \approx \frac{2.25 c^2 H_0^2}{8\pi G}$ if we assume that the dark energy density parameter is presently $\Omega_\Lambda \approx 0.75$ (Planck Collaboration XIII 2016; Planck Collaboration VI 2020). Assuming also that $H_0 = 69 \text{ km/s/Mpc}$, equality occurs when $g = g_\Lambda$, where

$$g_\Lambda = c^2 \sqrt{\Lambda} = 1.5 c H_0 = 8.4 a_0. \quad (13)$$

The possible physical meaning of this coincidence was discussed by Milgrom (1999) and several subsequent works (e.g. Pazy 2013; Verlinde 2017; Smolin 2017). If the gravitational field is extremely weak, then the dominant contribution to the energy density is $\rho_\Lambda c^2$, which is often identified with the quantum-mechanical zero point energy density of the vacuum. If this interpretation is correct, poorly understood quantum gravity effects could become rather important. Since quantum mechanics is totally neglected by GR, it may well be that currently not understood quantum corrections to GR cause its failure when $g \lesssim a_0$. MOND might then be an empirical way to include such quantum effects, much like the empirical formula for the blackbody spectrum was obtained long before quantum mechanics was developed.

In the Λ CDM context, the energy density of dark energy is presently comparable to that of baryons and of CDM. Equation 13 could then be interpreted as a coincidence with the acceleration scale defined by these densities. But since they vary with the cosmic scale factor a , the result would be that $a_0 \propto a^{-3/2}$, which is in tension with high redshift rotation curves (Milgrom 2017) and several other lines of evidence (Section 9). It is also unclear why the behaviour of gravity might depart from classical expectations when the energy density of the gravitational field falls below the average density of baryons or CDM, since these substances are thought to be significantly clustered. Therefore, we argue that the important threshold for the behaviour of gravity is that set by the dark energy density.

While the ‘cosmic coincidence’ of MOND may not be very compelling due to the agreement being only at the order of magnitude level even with arbitrary factors of 2π (Equation 13), the above discussion raises the important question of whether the ultimately correct quantum theory of gravity will be numerically the same as GR in all regimes of astrophysical interest. Since the new theory that will ultimately replace GR is by definition different in order to include quantum effects where GR does not, exact numerical agreement with GR is obviously impossible. Astronomers generally make the assumption that any quantum corrections to GR will be very small in any system relevant to their work. However, there is currently no evidence that this is true. It is simply a working assumption, since if quantum corrections were important, it is not presently known how to include them. This assumption can be justified by appealing to the large size of astronomical systems like galaxies compared to e.g. the size of an atom, which is recognisably dominated by quantum effects. However, even rather large systems can be affected by quantum mechanics. The nuclear fusion reactions in the cores of stars occur over a rather large region by atomic standards, and the radiation from this region affects the rest of the Universe in often substantial ways. Similarly, it is easy to have a macroscopically large superconductor which would not function without quantum

effects involving Cooper pairs. Therefore, the large size of a system does not guarantee that it can safely be treated classically, even if one is primarily interested in its gravitational dynamics (Cadoni & Tuveri 2019; Giusti et al. 2021). The size of a superconductor is less relevant than its low temperature, which in a gravitational context corresponds to a weak field. Indeed, several studies argue for a fairly direct link between MOND and known low temperature quantum deviations from classical thermodynamics (Pazy 2013; Bagchi & Fring 2019; Senay, Mohammadi Sabet & Moradpour 2021). In this context, it is worth keeping an open mind to the possible breakdown of GR in spacetime regions where $g \lesssim g_\Lambda$ as defined in Equation 13.

2.3 Non-relativistic theories

There are a few similar but not equivalent ways to present MOND. The original idea behind it was that in spherically symmetric systems, the relation between g and g_N is such that $g = g_N$ at high accelerations but $g = \sqrt{g_N a_0}$ at low accelerations relative to some threshold a_0 . To interpolate between these extreme cases, it is customary to write that $\mu g = g_N$ or $g = \nu g_N$, where μ is a smooth function whose so-called ‘simple’ form is

$$\mu(x) = \frac{x}{1+x}, \quad x \equiv \frac{g}{a_0}. \quad (14)$$

It is the spherical counterpart of the transition function

$$\nu(y) = \frac{1}{2} + \sqrt{\frac{1}{4} + \frac{1}{y}}, \quad y \equiv \frac{g_N}{a_0}. \quad (15)$$

This can be written in an alternative form that highlights the excess over the Newtonian case $\nu = 1$.

$$\nu(y) \equiv 1 + \tilde{\nu}(y) = 1 + \left[\frac{y}{2} + \sqrt{\frac{y^2}{4} + y} \right]^{-1}. \quad (16)$$

The definition using $\mu(x)$ is prevalent in older papers on MOND like the one that introduced this function (Famaey & Binney 2005), but we generally use the more computer-friendly definition involving $\nu(y)$ in which $g = \nu g_N$. In what follows, the MOND interpolating function is used to mean $\nu(y)$. The functions are related by $\mu\nu = 1$ in spherical symmetry.

To handle systems which lack spherical symmetry, Bekenstein & Milgrom (1984) came up with the quadratic Lagrangian (AQUAL) formulation of MOND. They used a non-relativistic Lagrangian, thus guaranteeing the usual symmetries and conservation laws associated with linear and angular momentum and the energy. By retaining a standard kinetic term, standard inertia is retained in AQUAL, so it is a modified theory of gravity (modified inertia theories are briefly discussed in Section 2.5). The main result of AQUAL is that the spherically symmetric relation $\mu g = g_N$ can be generalized by equating instead each side’s divergence.

$$\nabla \cdot (\mu g) = \frac{\nabla \cdot g_N}{-4\pi G \rho_s}. \quad (17)$$

This retains the same results in spherical symmetry, but allows calculations in more complicated geometries. Far from an isolated matter distribution, we recover the result of Equation 1 that the gravitational field is radially inwards

with magnitude

$$g = \frac{\sqrt{GMa_0}}{r}, \quad r \gg \sqrt{\frac{GM}{a_0}}, \quad (18)$$

where r is the distance from the barycentre of the system with total mass M and MOND radius r_M beyond which MOND effects become significant. Because $g \propto 1/r$, the potential diverges logarithmically with distance. For the simple interpolating function (Equation 15), the isolated point mass potential was derived in equation 52 of Banik, O’Ryan & Zhao (2018a).

$$\Phi = \sqrt{GMa_0} \left(\ln u - \frac{u}{\tilde{r}} \right), \quad u \equiv 1 + \sqrt{1 + \tilde{r}^2}, \quad \tilde{r} \equiv \frac{2r}{r_M}. \quad (19)$$

This yields the expected Newtonian behaviour $-GM/r$ for $r \ll r_M$. The logarithmic divergence beyond r_M is not in general predicted in MOND because ultimately one must take into account other masses, breaking the assumption of isolation (Section 2.4).

There is also a lesser-known AQUAL-like theory which allows calculations of structure formation in a cosmological context (Sanders 2001), reviewed further in the cosmology section of Sanders & McGaugh (2002). The coupling constant β is usually set to 0 for simplicity, as discussed further in section 5.2.3 of Haslbauer et al. (2020). The cosmological context of MOND is discussed further in Section 9. Cosmological MOND simulations usually adopt the approach first outlined in Nusser (2002) in which only the departures of the density from the cosmic mean enter into the gravitational field equation.

Compared to AQUAL with its non-linear Poisson equation, a more computer-friendly approach is provided by QUMOND, a modification to Newtonian gravity which starts from the approach that in spherical symmetry, $g = \nu g_N$. Similarly to AQUAL, this is generalized to less symmetric systems by instead equating the divergences of both sides. This yields the QUMOND field equation

$$\nabla \cdot \overbrace{(-\nabla \Phi)}^g = \nabla \cdot (\nu g_N), \quad (20)$$

which is an alternative form of Equations 2 and 3. It can also be obtained by applying the Euler-Lagrange equation with respect to variations of the auxiliary field g_N if we use the non-relativistic action $S = \int \mathcal{L} d^3x dt$ with Lagrangian density

$$\mathcal{L} = \rho_s \Phi + \frac{g_N^2 - 2g_N \cdot \nabla \Phi + \int_{g_N^2}^\infty \tilde{\nu}(y) d(a_0^2 y^2)}{8\pi G}. \quad (21)$$

The use of an action principle ensures QUMOND obeys the usual symmetries and conservation laws (Milgrom 2010).¹

In the following, we try to give a physical meaning to the interpolating function ν based on the neutrino model of Zhao (2008). The massive neutrinos could be important to a viable cosmological MOND framework (Section 9). We begin by defining the shifted Newtonian and true potentials

¹ QUMOND and AQUAL can actually be derived from each other using a Legendre transform (Milgrom 2012a).

and a rescaled acceleration parameter a_U .

$$N \equiv \Phi_N - \frac{C^2}{2}, \quad U \equiv \Phi - \frac{C^2}{2}, \quad \frac{a_U}{a_0} \equiv \sqrt{\frac{-2U}{C^2}}. \quad (22)$$

Using these definitions, we can rewrite the QUMOND action as

$$S \approx \int \left(\rho_N + \frac{C^2}{2N} \cdot \frac{\nabla^2 N}{4\pi G} \right) U d^3\mathbf{r} d\eta, \quad (23)$$

where the variable C is of order the light speed c and is a spatially uniform function of η (the conformal time)¹, while U acts as a Lagrange multiplier such that varying the action S with respect to U gives the usual Newtonian Poisson equation sourced by the non-relativistic neutrino gas.

$$\rho_N = \frac{-C^2}{2N} \cdot \frac{\square N}{4\pi G} \approx \frac{\nabla^2 N}{4\pi G}, \quad (24)$$

where \square denotes the d'Alembertian operator. The fermion gas Lagrangian density can be expressed as

$$-U\rho_N = \int_0^\infty d \left[\frac{4\pi}{3} \left(\frac{\lambda_U}{\lambda} \right)^3 \right] u F(X), \quad (25)$$

$$F(X) = \frac{2}{1 + \exp \left[\sqrt{\left(\frac{\lambda^{-2}}{\lambda_U^2} \right) + \left(\frac{m}{\hbar} \right)^2 - \frac{\mu}{\hbar}} \right]}, \quad (26)$$

$$(2\pi)^3 u = \frac{a_U^2}{a_0^2} \cdot \frac{\left(\frac{\approx c H_0}{2\pi a_0} \right)^2}{4\pi G}. \quad (27)$$

The function $F(X)$ is reminiscent of the relativistic Fermi-Dirac (FD) distribution of neutrinos with a rescaled de Broglie wavelength $X^{-1/2} \equiv \lambda/\lambda_U$ (c.f. Zhao 2008) at their decoupling temperature $T_d \sim 1$ MeV, which is orders of magnitude greater than the neutrino mass scale m and their momentum spread $\frac{2\pi\hbar}{\lambda_U}$. The above integration further reduces to

$$-U\rho_N = \int_{\frac{1}{\lambda} \geq \left| \frac{\nabla N}{a_U \lambda_U} \right|}^{\frac{1}{\lambda} < \frac{mc}{2\pi\hbar}} d \left[\frac{(X a_U)^2}{8\pi G} \right] \frac{\tilde{\nu}(X)}{\sqrt{X}} \cdot \frac{2}{1 + e^{\sqrt{X}}}, \quad (28)$$

where we truncate the density of quantum mechanical energy u within one typical wavelength λ_U so that (c.f. Zhao 2008)

$$\frac{E_U}{(\lambda_U/(2\pi))^3} = \begin{cases} 0, & \text{if } \frac{\lambda_U}{\lambda} \equiv x < \sqrt{y} \equiv \sqrt{\left| \frac{\nabla N}{a_U} \right|}, \\ 0, & \text{if } \frac{2\pi\hbar}{\lambda} > mc, \\ \frac{a_U^2}{a_0^2} \cdot \frac{\left(\frac{\approx c H_0}{2\pi a_0} \right)^2}{4\pi G}, & \text{otherwise.} \end{cases} \quad (29)$$

The scale $\frac{c^2 H_0^2}{4\pi G} \sim \frac{11 \text{ eV}}{(1.4 \text{ mm})^3}$ is of order the critical

¹ where $\nabla^2 \rightarrow (\nabla^2 - \partial_\eta^2)/a^2(\eta)$, $S \rightarrow \int d^3\mathbf{r} d\eta U \left[\left(\rho - \frac{3P}{c^2} \right) + \frac{K}{16\pi G} \right]$ for $\frac{U}{a(\eta)^2} = (1 - \frac{2\Phi}{c^2}) a(\eta)^2 = g_{33} = \frac{-2N}{c^2}$, $K = g^{ab} \partial_a g_{33} \partial_b g_{33} = \frac{1}{g_{33}} \left[(\nabla g_{33})^2 - \left(\frac{g_{33}}{a^2} \partial_\eta g_{33} \right)^2 \right]$

density of the universe with Hubble constant $H_0 \approx 2\pi a_0/c$. Here the energy density is tapered if the momentum $x \left(\frac{2\pi\hbar}{\lambda_U} \right)$ exceeds a threshold set by a small mass scale m or if the neutrino is so slow that the work done by gravity $|\nabla N|$ over the length scale $\frac{c^2}{a_U}$ can heat it up. The typical energy $E_U \sim 0.06$ eV, consistent with ordinary neutrino rest energy differences if using the present-day wavenumber $2\pi/\lambda_U \sim 2\pi/(1.4 \text{ mm})$ at the standard 1.9 K background temperature of massless neutrinos.²

Varying $4\pi G S$ with respect to ∇N gives

$$\nabla \cdot [\tilde{\nu}(y) \nabla N] = \nabla \cdot \left[\frac{\nabla N}{\sqrt{y}} \frac{\overbrace{2}^{F(y)}}{1 + e^{\sqrt{y}}} \right] = \nabla^2 \left[\frac{\overbrace{U}^{\Phi - \Phi_N}}{N} \cdot \frac{C^2}{2} \right], \quad (30)$$

where $y = |\nabla N|/a_U$ as in the extended version of QUMOND described in Zhao & Famaey (2012) and $a_U^2 \equiv a_0^2 (1 - \frac{2\Phi}{C^2})$ is much bigger in regions with a deeper geodesic potential $U \ll \Phi < 0$, especially if $C \sim 0.01 c \sim \sqrt{-2\Phi}$ as in galaxy clusters.

The most robust feature of FD-neutrino-inspired models is that they naturally result in an interpolating function $\nu(y)$ which behaves as

$$\nu(y) - 1 \equiv \tilde{\nu}(y) \equiv \frac{F(y)}{\sqrt{y}} \rightarrow \frac{1}{\sinh \sqrt{y}} \Big|_{y \rightarrow 0}^{y \rightarrow \infty}, \quad (31)$$

so the asymptotic behaviour is $1/\sinh \sqrt{y}$ in both the deep-MOND and Newtonian regimes. This leads to an *extremely fast* transition from $y^{-1/2}$ in the former to 1 in the latter (cf. Equation 30), so the MOND corrections rapidly become very small in the Newtonian regime, helping to explain the null detection of MOND effects in Solar System observations (Section 11.4). The spacetime scale invariance of the deep-MOND limit (Section 2.1) is reproduced by Equation 28 because the density of neutrinos is $\propto d(\lambda^{-3}) \propto d(x^3) \propto \frac{d(y^2)}{\sqrt{y}}$.

By taking the limit $y \rightarrow g_N \rightarrow 0$ such that $\Phi \rightarrow 0$ and $a_U/a_0 \equiv \sqrt{-2U/C^2} \rightarrow 1$, these FD-inspired models predict that a homogeneous universe has a positive dark energy density

$$\mathcal{L} \rightarrow \int_0^\infty [\tilde{\nu}(y)] d \left(\frac{a_U^2 y^2}{8\pi G} \right) = \frac{g_\Lambda^2}{8\pi G} \Big|_{g_\Lambda \approx 2.7 a_U}, \quad (32)$$

fairly close to the observed value $\sim \frac{(c H_0)^2}{8\pi G}$. This is the cosmic coincidence of MOND discussed previously (Zhao 2007; Li & Zhao 2009) and in our Section 2.2.

2.3.1 Numerical solvers

The main advantage of the QUMOND approach is that standard techniques can be used to obtain \mathbf{g}_N and thus ν at all locations on a grid, which in turn allows calculation of the source term for the gravitational field, namely $\nabla \cdot (\nu \mathbf{g}_N)$. We can think of this as an effective density $-4\pi G \rho_{\text{eff}}$ because

² Neutrinos with a mass of 0.06 eV/ c^2 would today be non-relativistic in a homogeneous universe, while more massive neutrinos would be even more so.

the Newtonian gravity sourced by ρ_{eff} is the same as the QUMOND gravity \mathbf{g} due to ρ_s alone. Note that ρ_{eff} is not a real density but a mathematical quantity, which can be negative over rather large regions (Banik & Zhao 2018a; Oria et al. 2021). Thinking of QUMOND in this way can help, not least because it allows the use of standard codes where ρ_{eff} is fed in as the density distribution in a second step after first obtaining \mathbf{g}_N . Moreover, ρ_{eff} is how much DM would be inferred in a Newtonian analysis of a system actually governed by QUMOND, which can help relate the results to studies in a conventional gravity context. Remembering to subtract the physical density ρ_s as in Equation 3, this ‘phantom’ density is

$$\rho_p \equiv \rho_{\text{eff}} - \rho_s. \quad (33)$$

The older AQUAL and more computer-friendly QUMOND formulations of MOND are expected to give quite similar results (Candlish 2016) if one adopts the same interpolating function \equiv relation between \mathbf{g} and \mathbf{g}_N in spherical symmetry. The formulations differ little even in situations that are not spherically symmetric, as can be demonstrated analytically for a point mass embedded in a dominant external field (Banik & Zhao 2018a) and the condition for local stability of a thin disc (Banik et al. 2018b). Due to the lower computational cost, QUMOND is often used to investigate MOND, especially using the publicly available algorithm called PHANTOM OF RAMSES (POR) developed by Lügghausen et al. (2015). This is based on a modification to the gravity solver in standard RAMSES, a widely used grid-based N -body and hydrodynamical solver for astrophysical problems (Teyssier 2002). The POR algorithm is quite versatile, partly because it inherits advanced features of standard RAMSES like parallel computing, adaptive mesh refinement (AMR), and a careful treatment of baryons. A similar algorithm called RAYMOND has been developed to handle both the AQUAL and QUMOND formulations of MOND (Candlish et al. 2015), also by adapting RAMSES. For a user manual on how to conduct N -body and hydrodynamical simulations in QUMOND with POR, we refer the reader to Nagesh et al. (2021), which briefly reviews all numerical MOND simulations and codes prior to its publication. It also explains how to initialize isolated and interacting disc galaxy models (the disc templates are discussed further in Banik et al. 2020).

Equation 1 implies that the gravitational field is a non-linear function of the mass distribution. This is required to fit the rotation curves of galaxies with different M_s (Milgrom 1983a). For these observations to be explained without CDM particles, it must be the case that the change to the gravitational field generated by a point mass depends on the already existing matter distribution. For instance, if an isolated mass M at position \mathbf{A} causes some gravity \mathbf{g} at location \mathbf{B} , then another mass at \mathbf{A} would increase the gravity at \mathbf{B} by only $0.41\mathbf{g}$ in order to preserve that $\mathbf{g} \propto \sqrt{M}$, which is the required deep-MOND behaviour. In situations with a low degree of symmetry, the non-linearity should be handled using Equation 17 or 20.

Unlike in Newtonian gravity, it is not possible to write down a general kernel such that integrating the mass distribution with respect to this kernel yields the MOND gravitational field. Algorithms to solve Newtonian gravity often exploit its linearity by superposing the gravitational fields from different masses – this is usually hard-wired into algo-

rithms based on smoothed particle hydrodynamics (SPH). It is not possible to MONDify such codes, i.e. they cannot be straightforwardly generalized to MOND gravity. Only grid-based Newtonian codes can be generalized as they already involve relaxing the Poisson equation on a grid. In MOND, the Poisson equation can be modified (Equation 17) or a two-step approach adopted (Equation 20). Such techniques are necessary even for a problem with very few masses. It is likely that these computational difficulties slowed down the pace of MOND research in its early years.

2.4 The external field effect (EFE)

In addition to causing numerical difficulties, the non-linearity of MOND implies the so-called external field effect (EFE). This is the statement that the internal dynamics of a system is affected by the gravitational field experienced by the system as a whole, *even if tides can be neglected*. The EFE preserves the weak equivalence principle because the gravitational dynamics of test particles are still unaffected by their mass or internal composition. However, the EFE violates the strong equivalence principle because a local measurement internal to a system can be used to deduce its external acceleration \mathbf{g}_e . In particular, a Cavendish-style active gravitational experiment would yield different results on an elevator freely falling on Earth compared to a spacecraft far from any mass. Since the latter version of the Cavendish experiment has never been conducted, this is entirely possible. If confirmed, this would be a direct violation of the strong equivalence principle at the heart of GR.

Ideally, it would not be necessary to include the EFE in a MOND simulation because its domain can in principle be extended to include the source of the EFE. In practice, this can be very computationally expensive, so the EFE is still a useful concept. This raises the issue of which frame should be used to quantify \mathbf{g}_N , as this has implications for the value of ν . The most logical interpretation is that the acceleration should be measured relative to the average matter content of the Universe, which is similar to Mach’s principle. For practical purposes, one can measure \mathbf{g}_N with respect to the CMB frame. The EFE on a system can be estimated from its peculiar velocity in the CMB frame (Famaey et al. 2007; Banik et al. 2018a).

The EFE has always been part and parcel of MOND (Milgrom 1983a). Its section 3 mentions that in addition to the above theoretical reasoning, the velocity dispersions of the Pleiades (Jones 1970) and Praesepe (Jones 1971) open star clusters are lower than would be expected in MOND if one neglects the Galactic EFE on these clusters. The historical importance of such constraints to the formulation of MOND is questionable because it appears very difficult to satisfy Equation 5 in any linear gravitational theory. This empirically motivated equation requires a theory that is non-linear with respect to at least the internal dynamics. But since one can arbitrarily choose what is internal to a system and what is external by moving the adopted border, the non-linear gravitational behaviour of the larger system will appear on smaller scales as a dependence on the external field. We therefore argue that the EFE should be considered a fundamental prediction of MOND not motivated by any observations beyond the rotation curve data used to motivate MOND in the first place. Observational tests of the EFE

are discussed in Section 3.3 based on plausible assumptions for where one should place the border around a system.

Solutions to the MOND field equations including the EFE were discussed in Milgrom (1986a). The simplest case is a point mass in a dominant external field, which was considered by Banik & Zhao (2018a) for both AQUAL and QUMOND. The results are numerically quite similar in both formulations even though the problem is not spherically symmetric. For clarity, we reproduce their QUMOND result for the increment to the gravitational potential caused by a point mass M in a dominant external field \mathbf{g}_e .

$$\Phi = -\frac{GM\nu_e}{r} \left(1 + \frac{K_e \sin^2 \theta}{2}\right), \quad (34)$$

where \mathbf{r} is the position relative to the mass, $\nu_e \equiv \nu(g_{N,e})$ is the background Newtonian gravity in its absence, and θ is the angle between \mathbf{r} and $\mathbf{g}_{N,e}$. The rescaled quadrupole

$$K(g_N) \equiv \frac{\partial \nu}{\partial g_N} \div \frac{\nu}{g_N}, \quad (35)$$

with $K_e \equiv K(g_{N,e})$ being the logarithmic derivative of ν with respect to its argument in the limit of EFE dominance. K transitions between 0 in the Newtonian limit and $-1/2$ in the deep-MOND limit (Equation 4), with typically $K \approx -1/3$ in the transition zone ($K \approx -0.26$ in the Solar neighbourhood where $g_{N,e} = 1.2 a_0$; Banik & Zhao 2018d).

Since QUMOND relies on knowing \mathbf{g}_N , it is logical that the EFE would depend on the background value of \mathbf{g}_N in the absence of the mass under consideration, which we denote $\mathbf{g}_{N,e}$. As the EFE often comes from a distant point mass, it is possible to approximate that the actual external field

$$\mathbf{g}_e = \nu_e \mathbf{g}_{N,e}. \quad (36)$$

In other words, one can apply the spherically symmetric relation between \mathbf{g} and \mathbf{g}_N for the external field. While this is not entirely correct for more complicated geometries, we have found that it is usually accurate enough.

The azimuthally averaged strength of gravity in the inwards radial direction is

$$\bar{g}_r = -\frac{GM\nu_e}{r^2} \left(1 + \frac{K_e}{3}\right). \quad (37)$$

Using numerical simulations detailed in Banik & Zhao (2018d), this was generalized to situations where $g_{N,e}$ is comparable to the internal Newtonian gravity $g_{N,i} \equiv GM/r^2$ assuming the simple interpolating function (Equation 15). The fitting function obtained by Zonoozi et al. (2021) in their equation 23 is

$$\bar{g}_r = \nu g_{N,i} \left[1 + \frac{K}{3} \tanh^{3.7} \left(\frac{0.825 g_{N,e}}{g_{N,i}}\right)\right], \quad (38)$$

where ν and K must be calculated with argument $g_{N,t} \equiv \sqrt{g_{N,e}^2 + g_{N,i}^2}$, the estimated total g_N in the problem. This semi-analytic fit is plotted in Figure 1, illustrating how the EFE weakens the point mass gravity below the isolated MOND case. This is because the ν function becomes ‘saturated’ at ≈ 1 if the external field is sufficiently strong, making the problem effectively Newtonian. In general, a dominant EFE saturates the ν function at $\nu_e > 1$.

Since the EFE breaks spherical symmetry, the potential is angle-dependent (it is generally deeper on the axis defined

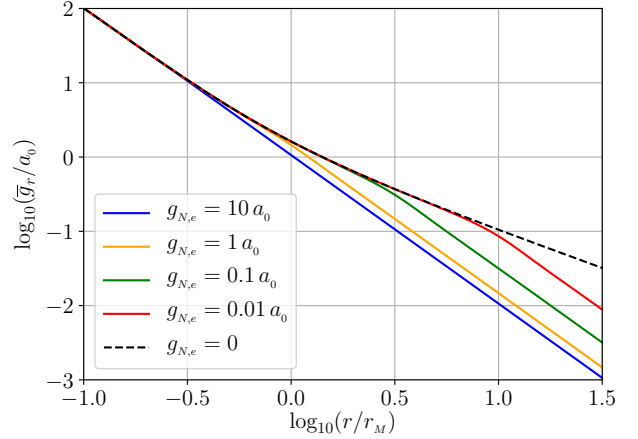


Figure 1. The azimuthally averaged inwards radial gravity from a point mass as a function of distance from it, calculated with Equation 38 for different external field strengths (solid lines) and shown on logarithmic axes. The gravity is shown in units of a_0 , while distances are in units of the MOND radius (Equation 18). The dashed line shows the result without the EFE (Equation 15). The result for the strongest considered EFE (solid blue line) is almost the same as the Newtonian prediction (not shown). Notice the Newtonian regime at low radii in all cases. At large radii, the predicted MOND boost depends on the EFE, but is limited to the boost in the isolated case of r/r_M . Credit: Elena Asencio.

by the external field, see Equation 34 and note $K < 0$). As a result, the gravity from a point mass is not in general directly towards it. The tangential component of the gravity can be handled in the deep-MOND limit using the fit to numerical results in appendix A of Banik et al. (2018a), though with the $-$ sign changed to $+$ in their equation A2 as discussed in section 4.4 of Banik et al. (2020). Their figure 27 clarifies that if \mathbf{g}_e is at right angles to the position of a test particle relative to a central mass, then the test particle also feels some gravity opposite to \mathbf{g}_e in addition to the usual radially inwards component, as is clearly evident from the POR simulation results in their figure 28. This means that the potential is asymmetric with respect to $\pm \mathbf{g}_e$, which may lead to asymmetric tidal streams (Section 5.2) and cause disc galaxies to warp (Brada & Milgrom 2000a; Banik et al. 2020).

An important consequence of the EFE is that the gravitational field of a point mass asymptotically follows an inverse square law, as also occurs conventionally (Equation 34). The normalization is different and there is also an angular dependence, but as there are clear similarities to the Newtonian regime, this limit is known as the quasi-Newtonian regime. Neglecting factors of order unity, the potential in the EFE-dominated case is

$$\Phi \approx -\frac{GM\nu_e}{r}, \quad (39)$$

yielding similar behaviour to a Newtonian system where the mass is scaled up by ν_e . The existence of this quasi-Newtonian regime leads to a finite potential depth even in MOND because every object experiences some gravity from other objects. While this is also true in Newtonian gravity, the longer-range nature of MOND gravity and its attendant EFE cause a system to be affected by much more distant objects than would be the case conventionally. For example,

if we are considering a system and there is a point mass some distance R away, its importance declines as $1/R^3$ conventionally because only the tidal effect is relevant. In MOND, the importance of the perturber would decline only as $1/R$.

2.5 Modified inertia

Until now, we have focused on the more common modified gravity interpretation of MOND. It is also possible to modify the law of inertia at low accelerations (Milgrom 1994a). In this case, standard Newtonian gravity applies to galaxies, but their flat rotation curves require a mismatch between the acceleration $\ddot{\mathbf{r}}$ and the gravitational field $\mathbf{g} = \mathbf{g}_N$. Consistency with Equation 5 requires that for near-circular motion around a point mass, the acceleration of a test particle is

$$\ddot{\mathbf{r}}|\ddot{\mathbf{r}}| = g_N a_0. \quad (40)$$

Any version of MOND must address the basic issue of why a star with typical internal gravitational field $\gg a_0$ should have a centre of mass acceleration exceeding the g_N sourced by the rest of the galaxy. To simplify our discussion, we will consider the case of the Sun, and assume that the Galactic gravity is sourced by a distant point mass A much more massive than the Sun. This issue was addressed in Bekenstein & Milgrom (1984), but we briefly mention the solution here. In a modified gravity interpretation of MOND, gravity behaves similarly to Newtonian expectations near the Sun and A . However, the regions in between often have a total gravitational field $\lesssim a_0$. The gravitational field of A thus follows a standard inverse square law close to A and close to the Sun, but in principle an inverse distance law could apply elsewhere. As a result, it is easy to understand why the Solar System as a whole accelerates towards the Galactic centre faster than expected (McGaugh 2018; Gaia Collaboration 2021b) even though standard gravity works well within the Solar System (Hees et al. 2014, 2016) and near the Galactic centre (Gravity Collaboration 2018, 2020).

In a modified inertia theory, this logic does not apply because gravity is Newtonian. As the accelerations of planets in the Solar System are $\gg a_0$, they should follow a standard law of inertia. Since the gravitational field from A is not modified, the extra acceleration of the planet due to A would be the Newtonian gravity A generates at the location of the planet, even if this is $\ll a_0$. The same argument can also be applied to different parts of the Sun. It is thus very difficult to understand how the barycentric acceleration of the Solar System is enhanced in a modified inertia interpretation of MOND, as would be required to yield flat galaxy rotation curves without CDM. Any such modified inertia theory must be strongly non-local (Milgrom 2011), preventing test particle motion from being describable in terms of a potential (Shariati & Jafari 2021). No such theory currently exists that is capable of handling complicated systems like interacting galaxies.¹ Nonetheless, some consequences can still be deduced for near-circular motion, which is sufficient for traditional rotation curve tests. Comparing such predictions with observations reveals a clear preference for the modified gravity interpretation of MOND (Petersen & Lelli 2020).

¹ Milgrom (2011) describes a toy model obtained by working in frequency space (see his section 3.1).

Also bearing in mind the above-mentioned theoretical issues, we assume in the rest of this review that if galaxies lack CDM halos, the most plausible alternative is a MOND-like modification to the gravitational field equation in the weak-field non-relativistic limit. We briefly consider other alternatives in Section 3.6.

2.6 Relativistic theories

The widespread acceptance of GR dates back to the confirmation of its a priori prediction that a ray of starlight just grazing the Solar limb would be deflected by $1.75''$ towards the Sun, with an inverse dependence between the deflection angle and the impact parameter (Dyson et al. 1920). This is twice the Newtonian prediction, even though GR and Newtonian dynamics give almost the same results for the non-relativistic planetary orbits. Clearly, gravitational lensing can place important constraints on the behaviour of gravity.

For GR effects to become important in a system not observed at such high precision, it should have a potential depth of order c^2 . For MOND effects to become important, the system should also have $g \lesssim a_0$. Since we can take the ratio of the potential and its gradient to estimate the size R of a system, these two considerations imply that

$$R \gtrsim \frac{c^2}{a_0} \gtrsim \frac{c}{H_0}, \quad (41)$$

with the latter inequality following from the numerical value of a_0 (Equation 12). Therefore, a system strongly affected by both GR and MOND effects should be larger than the Hubble horizon, i.e. it should be cosmologically large. This makes it difficult to observationally probe certain aspects of relativistic MOND.

Nonetheless, as with the case of Mercury's orbit, higher precision observations allow us to gain important insights even if GR or MOND effects are sub-dominant. In particular, it is possible to consider the motion of light through much smaller systems which have $g \lesssim a_0$, thereby probing MOND but with the smaller size causing a potential depth $\ll c^2$. One of the most important such cases is gravitational lensing by galaxies and galaxy clusters.

The missing gravity problem is also apparent in gravitational lensing (section 4.2 of Fort & Mellier 1994). Importantly, the enhancement to gravity implied by the lensing data is similar to that implied by non-relativistic tracers. This poses an important constraint on extensions to GR (Sanders 1997). His work proposed the addition of a vector field to explain why the missing gravity problem is also apparent in gravitational lensing. Making this time-like vector field dynamical and using a disformal metric led to the first fully relativistic theory of MOND, which came to be known as tensor-vector-scalar (TeVeS) gravity (Bekenstein 2004). Lensing phenomena in TeVeS were discussed further in Zhao et al. (2006).

Subsequent work has confirmed that the non-relativistic gravitational field should cause light deflection in the same manner as GR to within a few percent (we discuss the observations later in Section 3.4). Therefore, relativistic MOND theories are nowadays designed to have a GR-like relation between the angle of deflection $\Delta\hat{n}$ and the non-relativistic \mathbf{g} felt by test particles (Chiu et al. 2006; Tian et al. 2013),

with $\hat{\mathbf{r}} \equiv \mathbf{r}/r$ denoting the unit vector parallel to \mathbf{r} for any vector \mathbf{r} . This result also holds in other relativistic MOND theories (Złotnik et al. 2007; Milgrom 2009a; Deffayet et al. 2011; Milgrom 2019b). For a problem in which the metric is close to flat, the relation is that

$$\Delta\hat{\mathbf{n}} = \int \frac{2g}{c^2} dl, \quad (42)$$

where the integral must be taken along the photon trajectory with elements of length dl . The factor of 2 arises because GR predicts deviations from the flat Minkowski metric in both the space and time components. This aspect of GR should be carried over to any successful theory, though sub-percent deviations are still possible. Despite this similarity, GR and MOND typically predict different $\Delta\hat{\mathbf{n}}$ because they predict different g for the same mass distribution.

As an example of how to build a relativistic model, consider a metric $g_{\alpha\beta}$ with determinant g such that $\sqrt{|-g|} \approx -c^2 g^{00} = (1 - \frac{2\Phi}{c^2}) \rightarrow \frac{-2U}{c^2}$, where we have assumed $C = c$ for simplicity. We can make our non-relativistic action (Equation 23) covariant by again using the scalar field N with an initial perturbation around $N = -c^2/2$ everywhere. We also need a field $Y = |g^{\alpha\beta}\nabla_\alpha N \nabla_\beta N|$ such that $x^2 = y = \sqrt{Y}/a_0$ represents the Newtonian field strength of standard particles assuming $a_U = a_0$ for simplicity. Replacing $\nabla^2 N \rightarrow \nabla^\alpha \nabla_\alpha N$ in the action, Equation 23 can be rewritten as a covariant action after adding the standard action of a particle with mass m :

$$S = \int m \sqrt{g_{ab} \dot{x}^a(t) \dot{x}^b(t)} dt - \int \frac{R' + \int_{K'}^\infty \tilde{\nu} \left(\frac{\sqrt{Y}}{a_0} \right) dY}{8\pi G} \sqrt{-g} d^3\mathbf{r} dt. \quad (43)$$

Here the usual torsion or Ricci scalar term in the Einstein-Hilbert action is recovered with $R' \leftarrow \frac{c^4}{2N} \nabla^\alpha \nabla_\alpha N$ and $K' \leftarrow \nabla^\alpha N \nabla_\alpha N$. One expects light bending to follow geodesics of U .

The original form of TeVeS is incompatible with the near-simultaneous detection of the event GW170817 and its electromagnetic counterpart GRB170817A, which demonstrates that GWs travel at c to extremely high precision (Virgo & LIGO Collaborations 2017). The very low false detection probability means that GW170817 rules out some relativistic versions of MOND (Boran et al. 2018) and a wide range of other modified gravity theories (Amendola et al. 2018; Battye et al. 2018; Copeland et al. 2019). However, it does not rule out bimetric MOND (Milgrom 2009a). Moreover, it is possible to explain the GW propagation speed with a slightly modified form of TeVeS (Skordis & Złotnik 2019). Their model is probably the best currently available relativistic MOND theory in the scientific literature.

2.7 Theoretical uncertainties in the missing gravity problem

We are now in a position to delineate the scope of this review, which considers how different lines of evidence might be reconciled with Λ CDM and MOND in order to see which is more plausible. Only certain types of astronomical evidence are relevant to this discussion. Since MOND departs from Newtonian gravity at low accelerations, we focus pri-

marily on systems with $g \lesssim a_0$. Another important distinction is that the MOND picture lacks CDM, which however is not expected to disappear in the Λ CDM picture as a direct consequence of $g \gg a_0$. While this may happen by coincidence in some cases, the huge range of currently available data should also identify other cases. In particular, Λ CDM requires significant amounts of CDM in the high-acceleration central regions of massive elliptical galaxies, seemingly contradicting observations (Tian & Ko 2019). We discuss this further in Section 3.2.1.

Table 1 shows the level of theoretical certainty in the predictions of Λ CDM and MOND for different astronomical systems and aspects of them. Our focus is on observables where differences are likely on theoretical grounds. We have included cases where it is currently unclear how a particular observable would behave in one theory but a strong prediction is made by the other. The reason is that observational agreement with this prediction would lend confidence to the theory, while disagreement would cast doubt on it or even falsify it. Actual observational results are not shown in Table 1, though we do consider the observational uncertainty and only list situations which might be observable at the requisite precision. To help future-proof this review, we also include some situations where no or very limited data are currently available, provided there are good prospects for obtaining decisive results in the future. Such tests are discussed further in Section 11.

3 EQUILIBRIUM GALAXY DYNAMICS

At the centre of a thin disc with central surface density Σ_0 , the vertical Newtonian gravity is $g_{N,z} = 2\pi G \Sigma_0$. The radial gravity is also of this order at a typical radius of one disc scale length. Therefore, significant MOND effects are expected if Σ_0 falls below the critical MOND surface density

$$\Sigma_M \equiv \frac{a_0}{2\pi G} = 137 M_\odot/\text{pc}^2. \quad (44)$$

This also applies to a pressure-supported system, up to factors of order unity due to the different geometry. MOND and Newtonian gravity behave similarly if the surface density $\Sigma \gg \Sigma_M$.

Differences between Λ CDM and MOND can arise even if Σ slightly exceeds Σ_M . This is partly because the simple interpolating function (Equation 15) recommended in e.g. Iocco et al. (2015) and Banik & Zhao (2018d) implies a rather gradual transition between the Newtonian and MOND regimes. Moreover, the gravity law is not the only difference between the paradigms. Substantial amounts of DM might be expected in a high Σ system in the Λ CDM paradigm where Σ has no special significance, but the Newtonian gravity of the baryons alone should be almost sufficient in MOND. Nonetheless, we expect that differences between Λ CDM and MOND would generally be easier to detect in systems where $\Sigma \lesssim \Sigma_M$.

3.1 Disc galaxies

Thin disc galaxies historically provided the main evidence for the missing gravity problem (as reviewed in Faber & Gallagher 1979). Theoretically, they are quite tractable in

Table 1. The extent to which Λ CDM (red) and MOND (blue) make clear predictions for various proposed tests in different astrophysical systems. The horizontal lines divide tests according to whether they probe smaller or larger scales than the indicated length. The open dots show systems from which data were crucial to theory construction, while other systems are shown with filled dots.

| Astrophysical scenario | Clear prior expectation | Not predicted, but follows from theory | Auxiliary assumptions needed, but these have little effect | Auxiliary assumptions needed, and these have a discernible effect | Auxiliary assumptions allow theory to fit any plausible data |
|---|-------------------------|--|--|---|--|
| Big Bang nucleosynthesis | ● | | | ● | |
| Gravitational wave speed | ● | | | | ● |
| Wide binary velocities | ●● | | | | |
| Interstellar precursor mission trajectory | ●● | | | | |
| Cavendish experiment in saddle region | ●● | | | | |
| <hr/> | | | | | |
| | | pc | | | |
| Tidal dwarf galaxy σ_i | ●● | | | | |
| Splitting in tidal dwarf mass-size relation | ●● | | | | |
| Tidal limit to dwarf galaxy radii | ● | | ● | | |
| Prevalence of thin disc galaxies | | | | ● | |
| Freeman limit to disc central density | ● | | | | ● |
| Number of spiral arms | ●● | | | | |
| Weakly barred galaxies | ● | | ● | | |
| Bar fraction in disc galaxies | | | ● | | |
| Galaxy bar pattern speeds | ● | ● | | | |
| <hr/> | | | | | |
| | | kpc | | | |
| Exponential profiles for disc galaxies | | | ● | | ● |
| Disc galaxy rotation curves | ○ | | | | ● |
| Elliptical galaxy rotation curves | ● | | | | ● |
| Spheroidal galaxy σ_i | ● | | | | ● |
| External field effect | ●● | | | | |
| Galactic escape velocity curve | | | | ● | ● |
| Number of satellite galaxies | | | | | ● |
| Anisotropy of satellite distribution | ● | | ● | | ● |
| Weak lensing by galaxies | ● | | | | ● |
| Strong gravitational lensing | ● | | | | ● |
| Polar ring and shell galaxies | | | | ● | ● |
| <hr/> | | | | | |
| | | Mpc | | | |
| Local Group timing argument | | ● | | | ● |
| Hickson compact group abundance | | | | ● | |
| Galaxy group σ_i | ● | | | | ● |
| Galaxy cluster internal dynamics | | | | ●● | |
| Baryon-lensing offsets in galaxy clusters | ● | | | ● | |
| Galaxy cluster formation | ● | ● | | | |
| Galaxy two-point correlation function | | | | | ● |
| Weak lensing correlation function | ● | | | | |
| CMB anisotropies | | | | ○ | ● |
| Cosmic variance on 300 Mpc scale | ●● | | | | |
| Local Hubble diagram slope and curvature | ● | | ● | | |
| <hr/> | | | | | |
| | | Gpc | | | |
| Expansion history at $z \gtrsim 0.2$ | ● | | | ● | |

MOND by applying Equation 17 or 20 to the detectable baryons. Observationally, the radially inwards gravity g_r can be inferred from the velocity field with some well-motivated assumptions, as we now explain.

Typically, it is assumed that $g_r = v_c^2/r$, where v_c is the circular rotational velocity or rotation curve amplitude at galactocentric radius r . This relies on the assumption of a standard law of inertia (Section 2.5) and that the redshift gradient across a galaxy is indicative of coherent circular motion. If the latter assumption holds, then one can argue that long-term stability requires a centripetal acceleration of v_c^2/r , and since gravity is expected to dominate on kpc scales, this acceleration can be equated with g_r .

Observations have confirmed critical links in this chain

of logic. The rotation of a galaxy should in principle be directly detectable based on the proper motions in different parts of its disc revealing a rotating pattern. This has been observed in the Large Magellanic Cloud (LMC), with an implied rotation curve amplitude of ≈ 90 km/s (van der Marel & Kallivayalil 2014; van der Marel & Sahlmann 2016; Vasiliev 2018). This is consistent with the 72 ± 7 km/s estimate based on line of sight (LOS) velocities, which are called radial velocities (RVs) in the literature (Alves & Nelson 2000). While non-circular motions might be more significant in other galaxies, these observations are very reassuring as they help to confirm the relation between spectroscopically determined redshift gradients across a galaxy and its 3D internal motions.

Another recent observational breakthrough is the direct detection of the Solar System’s barycentric acceleration relative to distant quasars, which mostly arises from motions within the MW (Gaia Collaboration 2021b). Their detection was based on the aberration of light caused by the velocity of the Solar System, whose time evolution causes the aberration angle to change by up to $5.05 \pm 0.35 \mu\text{as/yr}$ towards the direction of the acceleration. The results show that the Solar System does indeed accelerate towards a direction within $\approx 5^\circ$ of the Galactic centre at a rate close to v_c^2/r if the Galactocentric distance of the Sun is $r = 8.18 \text{ kpc}$ (Gravity Collaboration 2019) and $v_c = 233 \text{ km/s}$, as suggested by kinematic observations (e.g. McMillan 2017; McGaugh 2018).

While caution is required when generalizing results from the MW and LMC to other galaxies, the above-mentioned results make it very likely that orbital accelerations within galaxies can be reliably determined from observed redshift differences across them. With our assumption that a standard law of inertia applies even in the low-acceleration regime (Section 2.5), it is then possible to test different ideas about the weak-field behaviour of gravity using rotation curves inferred from spatially resolved redshift maps. We therefore discuss what can be learned from such rotation curve fits.

3.1.1 Rotation curves

According to conventional physics, the rotation curve of a galaxy should undergo a Keplerian decline beyond the extent of its luminous matter. In other words, we expect that $v_c \propto 1/\sqrt{r}$ analogously to the rotation curve of the Solar System, as summarized by Kepler’s Third Law. It therefore came as a great surprise that real galaxies do not behave in this way, as noticed first for M31 (Babcock 1939; Rubin & Ford 1970). These optical studies did not go out very far because the gas density must exceed a certain threshold to form stars. Given the typically exponential surface density profiles of disc galaxies (Freeman 1970), this leads to an outer limit beyond which other tracers of the rotation curve become necessary. Undoubtedly the most important is the 21 cm hyperfine transition of neutral hydrogen (reviewed in Westerhout 2002). Observations of this spectral line showed that disc galaxies typically have flat outer rotation curves (Rogstad & Shostak 1972), including in the case of M31 (Roberts & Whitehurst 1975). This is also apparent in much larger galaxy samples, so a flat outer rotation curve is a general feature of a disc galaxy (Bosma 1978, 1981).

Assuming a standard law of inertia (Section 2.5), these observations imply that our existing theories severely underpredict g_r . This missing gravity problem might be addressed by DM halos around galaxies, but another possibility is to use MOND. We illustrate this in Figure 2 (reproduced from figure 6 of de Blok & McGaugh 1998) by considering CDM and MOND fits to the rotation curve of NGC 2403. The photometry used in this fit is from a different galaxy (UGC 128). Though this has about the same M_s , its longer scale length means that its rotation curve is expected to rise more gradually in MOND. Consequently, the fit to the rotation curve of NGC 2403 is very poor (left panel). The normalization has been adjusted by e.g. varying the inclination, but even so, the longer scale length of the UGC 128 baryonic distribution

makes it essentially impossible for its Milgromian rotation curve to properly fit the rotation curve of NGC 2403. In other words, MOND is unable to fit this fake combination of photometry and kinematics. However, the CDM fit (right panel) is quite good. This is due to the flexibility afforded by the dominant CDM halo, whose parameters are not otherwise constrained except from the same data that the model is attempting to fit. It is therefore clear that ΛCDM is not very predictive with regards to galaxy rotation curves – almost any conceivable measurement can be explained afterwards with an appropriately tuned distribution of particles that often have to dominate the mass budget but are not otherwise detectable. The predictive power of MOND is certainly a strong argument in its favour, and has historically been a hallmark of major scientific breakthroughs (Merritt 2020).

A flat rotation curve implies that $g_r \propto 1/r$. If this applies beyond the extent of the matter distribution, then the point mass gravity law must itself decline as $1/r$ instead of the conventional $1/r^2$. But since the inverse square law works well in the Solar System, one must decide on an appropriate parameter demarcating where the departure from conventional gravity sets in. If a fixed length scale r_0 is used, then the gravity at $r \gg r_0$ from a baryonic mass M_s would be $GM_s/(rr_0)$, implying that $v_c \propto \sqrt{M_s}$. However, the TFR (Tully & Fisher 1977) indicated that rotational velocities scale approximately as $\sqrt[4]{L}$, where L is the luminosity. Since L should be roughly proportional to the stellar mass M_* and galaxies like the MW have much less mass in gas than in stars, it was clear that $v_c \propto \sqrt[4]{M_s}$ if a fundamental relation exists at all. Since $GM_s/r_0 = v_c^2$ in the outer flat region, the TFR can hold only if the transition radius $r_0 \propto M_s/v_c^2 \propto \sqrt{M_s}$, implying that M_s/r_0^2 should be the same in different galaxies. In other words, the rotation curve of a galaxy should depart from conventional expectations only when g_N falls below some particular threshold that is consistent between galaxies.

This line of reasoning led to the development of MOND, where the weak-field point mass gravity law is given by Equation 18. Equating this with v_c^2/r implies that the outer flat part of the rotation curve has an amplitude

$$v_f = \sqrt[4]{GM_s a_0}. \quad (45)$$

This is not an a priori prediction of MOND because the TFR was used to decide upon acceleration as the critical variable (Sanders 2010, 2015). Nonetheless, the observations merely suggested a relation between v_c and M_* with a somewhat uncertain power-law slope in the range $0.2 - 0.4$. It was not clear that the correlation would persist when using instead the total baryonic mass M_s , since gas-rich galaxies were not yet well-studied as they tend to have a lower surface brightness. Moreover, rotation curves were generally not measured to large enough distances to reach the outer flat region. It was therefore not known a priori whether the baryonic Tully-Fisher relation (BTFR; Equation 45) would hold once v_f was plotted against the stellar + gas mass.

This question was addressed observationally by considering a large sample of galaxies with a wide range of gas fractions (McGaugh et al. 2000). Those authors found that the relation between v_f and M_* cannot be fit by a single power law, but this becomes possible once the gas mass is included and the total M_s is plotted against v_f (see their figure 1). Since these are the quantities entering Equation 45,

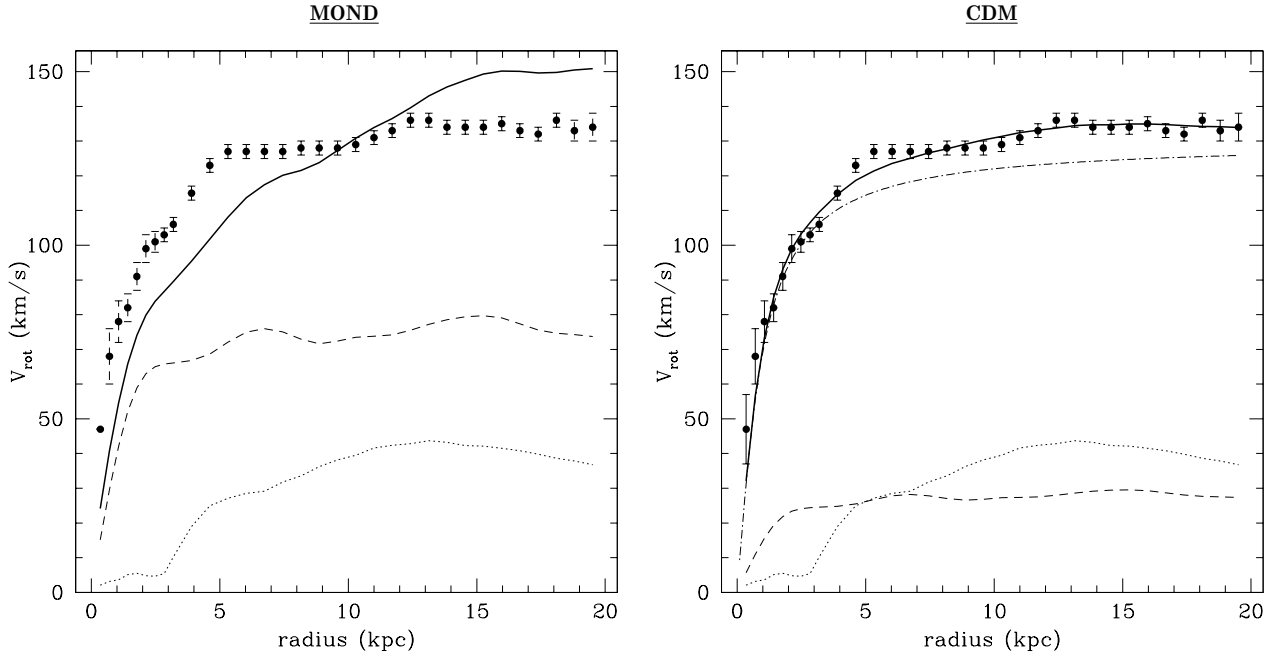


Figure 2. Rotation curve fit to NGC 2403 using MOND (left) and CDM (right), based on the photometry from a different galaxy (UGC 128). The observed rotation curve (points with error bars) is far above the Newtonian prediction based on only the stars (dashed line) or gas (dotted line) in the best fitting model. The high dot-dashed line in the right panel is the contribution of the halo. The solid line in both panels is the total rotation curve. Notice that the fit is very poor in MOND due to the use of incorrect photometry. However, an acceptable fit can be obtained with CDM due to the flexibility in the halo parameters, suggesting it can fit almost any run of surface brightness and rotation curve. Reproduced from figure 6 of *de Blok & McGaugh (1998)* by permission of Stacy McGaugh and the American Astronomical Society.

its prediction was verified over almost 4 orders of magnitude in M_s , or equivalently over the range $v_f \approx (30 - 300)$ km/s. More recent results continue to show that the dependence of v_f on M_s must be very close to the fourth root (*Lelli et al. 2019*). Their work highlights that the tightest correlation is obtained when using v_f rather than other measures of a galaxy’s rotation velocity, e.g. the maximum v_c . For a review of observations relating to the BTFR and possible interpretations in Λ CDM and MOND, we refer the reader to *McGaugh (2020)*.

Combining Equations 18 and 45 allows us to define a characteristic specific angular momentum j_M from only the basic postulates of MOND (*Milgrom 2021b*). For any mass M , we get that

$$j_M = (GM)^{\frac{3}{4}} a_0^{\frac{1}{4}}. \quad (46)$$

The predicted scaling agrees quite well with the observational results of *Mancera Piña et al. (2021)*, especially for $M \gtrsim 10^{10} M_\odot$. Lower mass galaxies tend to lie somewhat above this relation because they tend to have a lower surface brightness, which implies a larger size at fixed mass.

MOND can be used to predict the entire rotation curve $v_c(r)$, not only its asymptotic level v_f . In this regard, MOND enjoys unparalleled predictive success (extensively reviewed in *Famaey & McGaugh 2012*). A particularly striking aspect is that some galaxies contain a feature in their $\Sigma(r)$ profile, e.g. a bump or a dip. The rotation curve has a corresponding feature. In the case of NGC 6946, the feature occurs at a location where the proportion of missing gravity is small, so it is to be expected that the feature in

the baryonic density profile causes a similar feature in the rotation curve (*McGaugh 2014*). However, a similar phenomenon is apparent in NGC 1560, where the proportion of missing gravity is large (*Gentile et al. 2010*). This is also apparent in several other galaxies. It has been summarized as Renzo’s Rule, which states that “for any feature in the luminosity profile there is a corresponding feature in the rotation curve and vice versa” (*Sancisi 2004*). In a conventional gravity context, the validity of this rule in galaxies like NGC 1560 implies that the dominant DM should have a feature in its density distribution that mimics the feature in the baryonic density profile. However, small-scale bumps and wiggles can be sustained only in a dynamically cold component like baryons in a disc, not in a dynamically hot (pressure-supported) dissipationless DM halo. Moreover, the dark halo would be only slightly affected by features in the density distribution of the sub-dominant baryonic component. With a smooth halo that dominates the total gravity, even quite significant features in the baryonic surface density profile would have little effect on the rotation curve.

A tight radial acceleration relation (RAR) between the radial components of \mathbf{g} and \mathbf{g}_N continues to hold in the Spitzer Photometry and Accurate Rotation Curves (SPARC) database of 175 galaxies (*Lelli, McGaugh & Schombert 2016*). Its major advantage is the use of $3.6 \mu\text{m}$ photometry, which reduces the uncertainty on M_* because M_*/L ratios have less scatter at near-infrared wavelengths (*Bell & de Jong 2001; Norris et al. 2016*). Analysis of the SPARC database reveals a very tight RAR (*McGaugh et al. 2016*), which we show in our Figure 3 by reproducing their

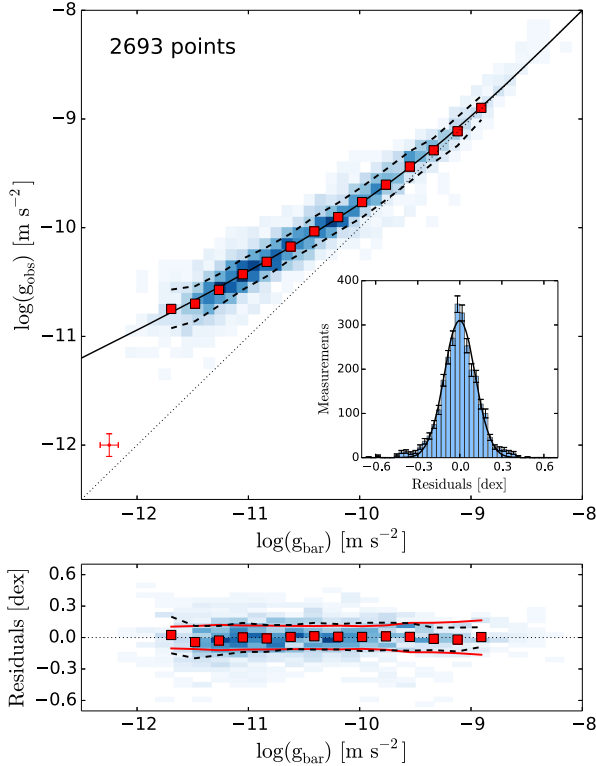


Figure 3. Top: The radial acceleration relation (RAR) between the observed centripetal acceleration v_c^2/r inferred from a galaxy’s rotation curve and the radial component of \mathbf{g}_N generated by its observed baryons. Results are shown on logarithmic scales for 153 galaxies in the SPARC catalogue (Lelli et al. 2016), yielding 2693 points. More frequently occurring 2D bins are shown with a darker blue, while the red squares show binned results in different g_N bins. The missing gravity problem is evident in that the data at low g_N lie well above the line of equality (thin dotted line). The mean relation is shown as a solid black line (Equation 47), while the dashed black lines around it show the width of the distribution at fixed g_N . The red cross at the lower left indicates the typical uncertainty of each point. The inset is a histogram of the deviations from the mean relation, along with Poisson uncertainties and a Gaussian of width 0.11 dex. Bottom: The RAR with the mean relation subtracted. The solid red lines show the expected dispersion due to variations in M_*/L and measurement errors. Uncertainties in the binned results are too small to show here. Notice the lack of any trend, indicating Equation 47 is a good fit to the RAR. Reproduced from figure 3 of McGaugh et al. (2016) by permission of Stacy McGaugh and the American Physical Society.

figure 3. Their adopted functional form for the RAR is

$$\nu = \frac{1}{1 - \exp\left(-\sqrt{\frac{g_N}{a_0}}\right)}. \quad (47)$$

This MLS form of the interpolating function is numerically very similar to Equation 15, but with a faster exponential cutoff that strongly suppresses deviations in the Solar System (Section 11.4) and leads to better consistency with observations at $g_N \approx 10 a_0$ (Tian & Ko 2019).

Equation 47 was used to fit the rotation curves of all SPARC galaxies, leading to quite good agreement given the uncertainties (Li et al. 2018). Allowing for known sources of error, those authors conservatively estimated that the

intrinsic scatter in the RAR must be < 0.057 dex despite the data covering about 3 dex in g_N and 2 dex in g centred approximately on a_0 . Part of the uncertainty is due to variations in M_*/L , which can be mitigated by focusing on gas-rich galaxies. Doing so reveals that these galaxies also follow a tight BTFR, though the smaller sample size inflates the uncertainty on the inferred a_0 to $(1.3 \pm 0.3) \times 10^{-10}$ m/s² (McGaugh 2012). More generally, the rotation curves of gas-rich dwarf galaxies with low internal accelerations offer a powerful test of MOND because of reduced sensitivity to both the interpolating function and the M_*/L ratio. MOND fares well when confronted with the data for 12 such galaxies (Sanders 2019). Another possible systematic is that galaxies might contain an additional undetected gas component. Ghari, Haghi & Zonoozi (2019a) approximately considered this by scaling up the conventionally estimated gas mass by some factor f , which was then inferred observationally from MOND fits to the SPARC sample of galaxy rotation curves. Those authors inferred that $f = 2.4 \pm 1.3$, indicating no strong preference for an additional component of “cold dark baryons”. However, including such a component would reduce the best-fitting a_0 as there would be more baryonic mass for the same rotation curve.

MOND assumes the presence of a universal acceleration scale a_0 . It has been claimed that rotation curves can be fit better if a_0 is allowed to vary between galaxies, with a common acceleration scale ruled out at high significance (Rodrigues et al. 2018). Allowing a_0 to vary between galaxies but using a Gaussian rather than a flat prior on a_0 led to substantially weaker evidence against MOND (Chang & Zhou 2019), already casting severe doubt on the reliability of the strong claims made by Rodrigues et al. (2018). Another issue is their over-reliance on Bayesian statistics, which can lead to erroneous conclusions when it is inevitable that some sources of error are not accounted for, e.g. gradients in M_*/L and warps (Cameron et al. 2020).

Since MOND requires a_0 to be the same in different galaxies, it is irrelevant whether letting it vary improves the fit, which to some extent is inevitable. More important is whether MOND can plausibly fit observed rotation curves with a single value of a_0 . The argument of Rodrigues et al. (2018) was essentially that MOND could not. However, no rotation curves were presented to support this claim. In addition, the analysis suffered from significant deficiencies related to the quality cuts applied to the data (Kroupa et al. 2018a). The most major problem was the use of Hubble flow distances for a large proportion of galaxies where no redshift-independent distances were available. Since the peculiar velocity of the LG relative to the CMB is 630 km/s (Kogut et al. 1993) and this corresponds to a Hubble flow distance of 9 Mpc, it is clear that distances obtained in this way have an uncertainty of this order. As many of the SPARC galaxies are closer than 50 Mpc, it is clear that the fractional distance uncertainty could easily exceed 20%, which was adopted by Rodrigues et al. (2018) as the maximum possible error in the estimated distance. Indeed, some of the galaxies they identified as problematic were well fit in MOND with distances slightly outside a $\pm 20\%$ range centred on the best estimate (Li et al. 2018). In addition, figure 2 of Kroupa et al. (2018a) demonstrated that after applying well-motivated quality cuts, the claimed most problematic galaxy (NGC 3953) can actually be fit rather well in MOND,

with a few points discrepant by slightly over 10 km/s in a galaxy where the typical rotation velocity is $v_c \approx 200$ km/s. The very small published uncertainties could well be underestimates, as explained above. Rotation curves often have features that would be very difficult to explain in any theory. These features probably arise from small undetected systematic effects like warps. This raises the general issue that it would be premature to conclude against a theory because it disagrees with astronomical observations by 0.6% while the official uncertainty is 0.1%, since even a very small unknown or neglected systematic error could restore agreement. However, if the disagreement is 60% and the uncertainty is 10%, then it is much less likely that systematic errors will ever be uncovered that fully explain the disagreement, so there is good reason to suppose that the theory is falsified in its present form. Formally, the disagreement is 6σ in both cases, but that does not make the situations equally problematic for the theory given the complexities typical of astrophysics. This will be important to bear in mind when considering very high precision tests like Solar System ephemerides (Section 11.4).

A subsequent study claiming that MOND cannot fit observed rotation curves with a fixed value of a_0 (Marra et al. 2020) made some improvements over earlier work in terms of the quality cuts. However, it again followed the approach of Rodrigues et al. (2018) in not showing any rotation curve fits to support the claim that galaxy rotation curves falsify MOND at $> 5\sigma$. This prevents readers from drawing their own conclusions about whether MOND is truly unable to fit galaxy rotation curves in light of their directly detected mass. Moreover, a similar statistical analysis can be applied to determine if Newton’s gravitational constant G varies between galaxies (Li et al. 2021a). They found strong evidence for variation, but this disappeared upon conducting basic checks. For instance, the cumulative distribution of the reduced χ^2 statistic hardly differed depending on whether G was held fixed or allowed to vary (see their figure 2). More importantly, the authors found that it was possible to use the same value of G in all analysed galaxies.

With any scaling relation like the BTFR, it is important to find over what range it remains valid. In this regard, the galaxy samples of Ogle et al. (2016) and Ogle et al. (2019a) could be valuable as they include a population of very luminous spiral galaxies (termed “super-spirals”), with M_s reaching up to $6.3 \times 10^{11} M_\odot$ for OGC 0139 (Ogle et al. 2019b). Those authors attempted to test if the BTFR holds at such high M_s , and claimed to find evidence for a break. As described in section 3 of Ogle et al. (2019b), they used the maximum rotation velocity rather than the flatline level which enters into Equation 45. Moreover, the claimed break in the BTFR was primarily based on just six galaxies. This and other problems were discussed in detail in Di Teodoro et al. (2021), which argued based on a larger galaxy sample (43 instead of 23) that there is no strong evidence of a break in the BTFR up to the highest masses probed. In their section 7, they explain that two of the supposedly problematic galaxies have irregularities in their H α emission that make it difficult to unambiguously define a rotation velocity. For two more galaxies, a revised analysis of the data reduces the estimated rotation velocity by 50 km/s in one case and 60 km/s in the other. The remaining two galaxies remain somewhat problematic, but as shown in figure 4 of Di Teodoro

et al. (2021), the discrepancies are not very severe and represent only a very small number of instances. This led those authors to conclude that the BTFR defined by lower mass disc galaxies extends to the highest M_s probed, “without any strong evidence for a bend or break at the high-mass end” (see their conclusions). The small fraction of outliers is especially evident in their figure 3, which shows that the much larger galaxy sample of Posti et al. (2018) is quite consistent with a tight BTFR. Even the two outliers at the high mass end might naturally be accounted for using the integrated galactic initial mass function (IGIMF; Kroupa & Weidner 2003; Weidner & Kroupa 2006; Jeřábková et al. 2018; Yan et al. 2021), a framework in which more massive galaxies would be expected to have a higher proportion of stellar remnants and thus a higher M_*/L (Zonoozi et al., in preparation).

There have also been a few claims that galaxies depart from the BTFR at the low mass end (e.g. Mancera Piña et al. 2019, 2020). The main issue is how reliable their rotation curves actually are. The rotation periods are several Gyr due to the large sizes of these galaxies for their M_s , which may mean that the galaxies are not yet in virial equilibrium. If the real or phantom halos of these galaxies have a cuspy inner profile, then this would create a sharp feature clearly identifiable in a velocity field that would make the analysis much more reliable. However, dwarf galaxies usually have an almost linearly rising rotation curve in the central region (e.g. O’Neil et al. 2000).¹ The centre of the galaxy and its inclination are then quite difficult to determine. If the galaxies were slightly more face-on than reported, then the actual v_f would be higher than estimated, which would bring the results closer to the BTFR defined by more massive galaxies (see figure 9 of Mancera Piña et al. 2020). An overestimated inclination angle between disc and sky planes is actually quite likely as a face-on galaxy might not appear exactly circular. This appears to be the issue with a recent claim that the observed rotation curve of AGC114905 contradicts the expectations of both Λ CDM and MOND (Mancera Piña et al. 2022). The tension with both theories can be alleviated by reducing the inclination below the observational estimate of 32° to a nearly face-on 11° . It is also possible that the galaxy is warped.

While the reported rotation curve of AGC114905 does appear to extend to its outer flat portion, this is less clear in the larger sample of Mancera Piña et al. (2020) that is necessary to claim a more general trend. Since v_c rises with radius in galaxies with a low surface brightness (see e.g. figure 15 of Famaey & McGaugh 2012), it is possible that v_f is higher than the reported value. Indeed, Mancera Piña et al. (2020) do not provide detailed rotation curves that clearly show an extended flat region from which v_f can be measured, resorting instead to a comparison with Λ CDM simulations to justify their approach. Comparing observations with a forward model of Λ CDM galaxies should be a reasonable way to test Λ CDM, but obviously such an analysis cannot be used to reject MOND. Moreover, their study only considers six galaxies, so it bears strong similarities to the above-mentioned claims that high-mass galaxies deviate

¹ In a conventional gravity context, this is interpreted as caused by a halo with a constant density central region, i.e. a core.

from MOND predictions. While the observational issues are surely different for low mass galaxies, there is currently little evidence that they systematically deviate from MOND expectations. A handful of problematic galaxies are of course expected in the correct theory given imperfect data and the complexities of actual galaxies. A larger sample could help to test if the inclinations required by MOND statistically follow a nearly isotropic distribution, as face-on galaxies should not be too common.

Rotation curves can certainly be used to falsify the highly predictive MOND theory, but this has not been demonstrated in a convincing manner. It appears unlikely that this will occur in any of the 175 galaxies (the full SPARC sample) for which [Li et al. \(2018\)](#) conducted rotation curve fits using the empirical RAR (an approximation to MOND). Of course, the success of MOND in this regard does not prove it correct. Even so, it does seem difficult for Newtonian gravity to reproduce the observed common scale in the potential gradient among different galaxies across almost six orders of magnitude in M_s .

In a Λ CDM context, the tightness of the RAR is in 3.6σ tension with expectations ([Desmond 2017b](#)) based on a previously developed statistical framework ([Desmond 2017a](#)). A puzzling aspect is the diversity of rotation curve shapes at fixed v_f , which essentially fixes halo properties like the virial mass ([Oman et al. 2015](#)). In dwarf galaxies with a large proportion of missing gravity, the baryons are sub-dominant tracers of the potential. Consequently, they should reveal the same rotation curve in galaxies with the same v_f even if the baryonic distribution differs. Since this expectation is not correct, one can postulate that baryonic feedback processes drove large fluctuations in the potential depth, and that this led to redistribution of the dominant DM component ([Pontzen & Governato 2012](#)). However, the process would be stochastic, especially in dwarf galaxies where e.g. only a few extra supernovae could make a large difference. As a result, it is very difficult to obtain a tight RAR.

In this regard, it is surprising that the RAR can apparently be reproduced in Λ CDM ([Dutton et al. 2019](#)). However, those authors did not consider the above-mentioned diversity problem. Section 4.2.1 of [Ghari et al. \(2019b\)](#) demonstrates that it is extremely difficult to get a tight RAR simultaneously with a diversity of dwarf galaxy rotation curves at fixed v_f . This diversity can readily be understood in MOND as a consequence of differences in the baryonic surface density relative to the MOND threshold (Equation 44), as discussed further in [McGaugh \(2020\)](#). Essentially, the MOND rotation curve of a deep-MOND galaxy has the same characteristic length scale as the baryon distribution, so differences in this at fixed M_s (and thus v_f) nicely account for differences in the observed rotation curve. For theories where a tight RAR is not obvious, claims to reproduce the RAR need to consider a wide range in surface brightness at fixed M_s .

Dwarf galaxies can be challenging to resolve in a large cosmological simulation. Results should be more reliable for larger galaxies, especially if the galaxies are resimulated at higher resolution. One such attempt is the zoom-in Λ CDM resimulation project known as AURIGA, which considers 30 MW-like galaxies ([Grand et al. 2017](#)). This has difficulty reproducing the BTFR, as is evident in their figure 11. In addition to only covering the range $v_f \gtrsim 160$ km/s and thus

not addressing lower mass galaxies, the figure reveals that v_f rises more steeply with M_s than the observed slope, which is very close to the MOND expectation of $1/4$ ([McGaugh & Schombert 2015](#)). The sample size is perhaps too small to reliably address the question of intrinsic scatter, though that should be checked in subsequent work.

Despite a vast amount of effort by the Λ CDM community, it remains extremely challenging to match the small intrinsic scatter of the RAR over a very wide range of galaxy properties including mass, size, surface density, and gas fraction (figure 4 of [Lelli et al. 2017b](#)). The latter is certainly a concern if the RAR is explained by loss of baryons from galaxies due to stellar feedback, because then one might expect galaxies that formed more stars to have lost a larger fraction of their baryons, thus deviating from the BTFR defined by gas-rich galaxies. However, gas-rich and gas-poor galaxies lie at the same location on a BTFR diagram (see e.g. figure 3 of [Famaey & McGaugh 2012](#)). More generally, a tight RAR implies that the fraction of the total gravity that is missing in the outer region of a high-mass galaxy is the same as in the inner region of a low-mass galaxy provided the two locations have the same g_r . It remains very difficult to understand this if the proportion of missing gravity depends strongly on how many baryons were ejected from the galaxy by stochastic feedback processes like individual supernovae, major mergers, etc. Other workers like [Salucci \(2019\)](#) have also pointed out the tight relation between the luminous and dark components in galaxies if their dynamical discrepancies are attributed to CDM particles. The RAR is much easier to understand as a fundamental relation not contingent on the formation history of a galaxy, much like Newtonian gravity accounts for the motions of planets and moons in the Solar System across a vast range of mass and size without knowing how these objects formed. It would be unusual if the generally favoured interpretation of Solar System motions was that they were governed by an inverse cube gravity law supplemented by a distribution of invisible mass, the end result being identical to the action of an inverse square gravity law sourced only by known masses.

3.1.2 Vertical dynamics

In principle, the Λ CDM paradigm can match the rotation curve of a galaxy satisfying the RAR if its DM halo is tuned to have a particular density profile. The RAR is also naturally explained in MOND. We can break this degeneracy by considering the vertical gravity g_z felt by a star outside the disc mid-plane in the direction parallel to the disc spin axis. The basic principle is that very little of the mass in any CDM halo would lie close to the disc mid-plane because the DM is expected to be collisionless. Given the significant amount of DM required around the MW, postulating it to be collisional would create a DM disc, causing tension with observations ([Buch, Leung & Fan 2019](#)). Therefore, measurements of g_z close to the disc mid-plane should reveal only a small amount of missing gravity commensurate with the amount of DM located even closer to the mid-plane. Since the scale height of the disc should be far smaller than the extent of the DM halo, it is possible for a star to lie outside the disc and yet have its g_z little affected by the DM halo even when this dominates g_r .

In MOND, g_z would be enhanced over Newtonian ex-

pectations by the local value of ν , which can greatly exceed 1 if the surface density is sufficiently small. Consequently, MOND typically predicts higher g_z just outside the baryonic disc, as calculated for the MW by Bienaymé et al. (2009). The higher predicted g_z in MOND implies a higher divergence to the gravitational field, which can be attributed to a disc of PDM. The PDM distribution of thin exponential discs was visualized in e.g. Lügghausen et al. (2013, 2015).

Observationally, g_z can be inferred from the vertical profile of σ_z . Combined with measurements of the tracer density ρ_t , the vertical momentum flux through a surface of constant height is $\rho_t \sigma_z^2$ per unit area. Considering a slab of finite thickness, the momentum flux through the top and bottom surfaces will differ slightly. If the galaxy is in equilibrium, this difference should be balanced by the slab's thickness multiplied by $\rho_t g_z$, which can therefore be determined from the observed kinematics. If we are considering the Solar neighbourhood of the MW, a simplification is that observations towards the Galactic poles will have the LOS aligned similarly to the desired component of the velocity dispersion, i.e. $\sigma_z \approx \sigma_{\text{LOS}}$. Even if this is not exactly correct, the corrections will be small provided the LOS is nearly along or opposite the disc spin axis, reducing sensitivity to proper motion uncertainties.

Inferring g_z in this manner fundamentally relies on measuring gradients in ρ_t and σ_z . Differentiating the data necessarily increases the uncertainties. Moreover, the assumption of dynamical equilibrium may not be accurate. Nonetheless, there have been several attempts to test the MOND-predicted enhancement to σ_z . There is currently no evidence for this enhancement, with the data actually supporting the Λ CDM model (Lisanti et al. 2019). Their figure 1 shows that MOND overpredicts g_z by 2σ , so this scenario cannot be ruled out either due to the still significant uncertainty. Other works also reported difficulties when attempting to measure g_z (Hagen & Helmi 2018), partly because of an asymmetry between determinations towards the north and south (Guo et al. 2020) that indicates non-equilibrium processes like the passage of Sagittarius through the Galactic disc (see their section 5.3.3).

Another consequence of the enhanced g_z in MOND is that the velocity dispersion tensor would appear to tilt to a different extent as one moves away from the disc mid-plane. In general, the stronger the disc self-gravity, the closer the potential to cylindrical symmetry. If the disc self-gravity is weaker, then the geometry is closer to spherical symmetry. This has been proposed as another related test of MOND (Bienaymé et al. 2009). Observational measurements of the velocity ellipsoid orientation remain uncertain (Everall et al. 2019), partly because of sensitivity to the Gaia parallax zero-point offset (Hagen et al. 2019). This should be clarified with future Gaia data releases, though departure from equilibrium would remain a concern. It may be necessary to address this using simulations of Sagittarius crossing the disc mid-plane in Λ CDM and MOND, with the disc response perhaps being a better discriminant (Laporte et al. 2018, 2019; Bennett et al. 2021).

Looking beyond the MW, the DiskMass survey (Ber-shady et al. 2010) attempted to measure g_z statistically by combining σ_{LOS} measurements from face-on galaxies with scale height measurements from edge-on galaxies. The idea was that the scale heights of the face-on galaxies

would be known statistically based on the relation between scale length and scale height in edge-on galaxies. The analysis gave very low values for g_z (Angus et al. 2015), though this could be due to underestimation of σ_{LOS} (Angus 2016). It was later shown that this is entirely possible because luminosity-weighted σ_{LOS} measurements give a higher weighting to more massive stars, but the mass-weighted σ_{LOS} entering a dynamical analysis is more sensitive to less massive stars (Aniyan et al. 2016, 2018). In a galaxy still forming stars, this would cause a mismatch between the typical ages of stars used to determine σ_{LOS} and the stars that comprise the bulk of the mass. As the stars in disc galaxies should be getting dynamically hotter with time due to e.g. interactions with molecular clouds (Aumer et al. 2016), the luminosity-weighted σ_{LOS} could indeed be lower than the mass-weighted σ_{LOS} if appropriate precautions are not taken. As a result, it has been argued that the DiskMass results are quite consistent with MOND (Milgrom 2018b).

It is also possible to measure σ_z from the gas. This would be simpler in some ways as the velocity dispersion tensor should be isotropic, so the HI velocity dispersion $\sigma_{\text{HI}} \approx \sigma_z$. Using this approach, Sánchez-Salcedo et al. (2008) found plausible agreement between MOND and the observed flaring of the MW disc for Galactocentric distances of $R = 16\text{--}40$ kpc, though the observed thickness exceeded the predicted value by $\approx 70\%$ at $R = 10\text{--}16$ kpc. Those authors attributed the mismatch to non-thermal sources of pressure support, which they argued would be quite plausible.

Gas kinematic and scale height measurements are also possible in external galaxies viewed close to edge-on. This technique was attempted by Das et al. (2020) in four large galaxies and three dwarfs, with the latter probing the low-acceleration regime. The velocity dispersions in these cases were higher than expected in Λ CDM, leading the authors to conclude that a dark disc was present. This is qualitatively consistent with the phantom disc predicted by MOND, but more detailed analysis is required to check if MOND can explain the vertical dynamics of these galaxies. Even if Λ CDM underpredicts their g_z , it is possible that MOND will overpredict their g_z . We conclude that the vertical dynamics of galaxies do not currently break the CDM-MOND degeneracy, but this remains a promising avenue for further investigation.

3.2 Elliptical galaxies and dwarf spheroidals

Disc galaxies have historically been the focus of attempts to test MOND due to their relative simplicity from a theoretical perspective and the relative ease of interpreting the observations (Section 3.1). In principle, the gravitational fields of elliptical galaxies can be calculated in a similar manner to thin discs (Equation 17 or 20). The task is actually simpler for spherical galaxies. Considering them makes it possible to study the missing gravity problem in dwarf galaxies, which tend to be pressure-supported and often have quite low internal accelerations. In this section, we consider what can be learned from the internal dynamics of elliptical and dwarf spheroidal galaxies using a variety of tracers to probe their potential.

3.2.1 Velocity dispersion

A test particle on a near-circular orbit has a well-known relation between rotational velocity v_c and gravity g , namely $g = v_c^2/r$. The relation is more complicated for a pressure-supported system, where the typically eccentric orbit of each particle means that its instantaneous velocity is not a meaningful constraint on the potential. Instead, one must consider the problem statistically. This can be done using the MOND generalization of the virial theorem (Milgrom 1994b). For an isolated system in the deep-MOND limit with an isotropic velocity dispersion tensor, his equation 14 states that the mass-weighted LOS velocity dispersion

$$\sigma_{\text{LOS}} = \sqrt[4]{\frac{4GMa_0}{81}}. \quad (48)$$

This applies to any modified gravity theory of MOND (Milgrom 2014b), thereby providing a good starting point for estimating what MOND predicts about a pressure-supported low-acceleration system.¹ As with Newtonian gravity, the application of the virial theorem is subject to the usual caveats, for instance that the system should be in equilibrium. Moreover, the velocity dispersion tensor could be anisotropic, which would require a more complicated treatment such as solving the Jeans equations (Equation 52 in spherical symmetry).

An important aspect of Equation 48 is that the MOND dynamical mass $\propto \sigma_{\text{LOS}}^4$, which is much steeper than the Newtonian scaling of σ_{LOS}^2 . As a result, the early claim of a severe discrepancy between MOND and the observed σ_{LOS} for some dwarfs (Gerhard & Spergel 1992) was later resolved through better measurements and by properly taking into account their uncertainties (Milgrom 1995). This is just one of many examples where claims to have falsified MOND were later shown to be premature, with better data actually agreeing quite well with MOND.

The premature claims sometimes rely on an incomplete treatment of MOND, which reduces to Equation 48 only for isolated deep-MOND systems in virial equilibrium with an isotropic velocity dispersion tensor. Haghi et al. (2019a) used N -body simulations conducted by Haghi et al. (2009) to overcome two important limitations of Equation 48, namely the assumption of having an isolated system in the deep-MOND limit. Haghi et al. (2019a) analytically fit the earlier N -body results in their section 2, coming up with a very useful series of formulae to predict σ_{LOS} for a system where the external field is non-negligible and where the gravity is a possibly significant fraction of a_0 . Their formulae yield the correct asymptotic limits. Though the underlying N -body simulations are based on an interpolating function with a sharper transition between the Newtonian and Milgromian regimes than Equation 15, this should have only a modest effect on the results, and even then only if the typical gravity is close to a_0 (Haghi et al. 2009). In this case, we expect σ_{LOS} to be slightly higher with a more realistic interpolating function.

It is also possible to estimate how the σ_{LOS} implied by Equation 48 should be altered to include departures from

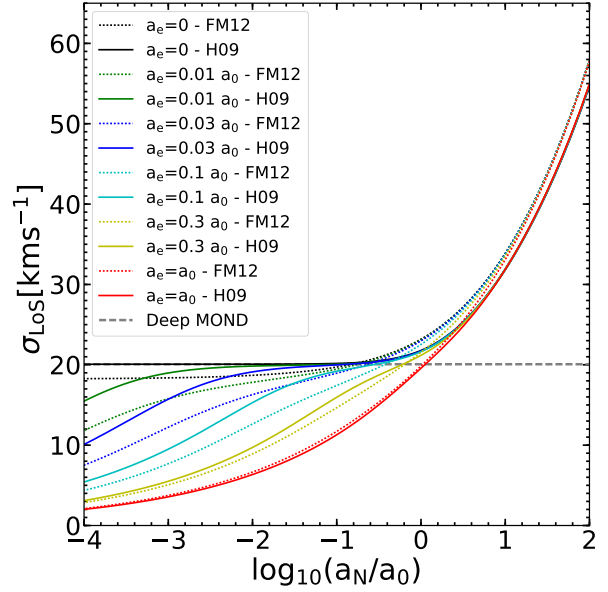


Figure 4. The σ_{LOS} of a stellar Plummer sphere (Plummer 1911) with mass $M = 2 \times 10^8 M_\odot$ for a range of internal Newtonian gravity $a_N \equiv GM/(2r_h^2)$, which is varied by altering the half-mass radius r_h . Results for different external field strengths are shown with different coloured lines, as indicated in the legend. The solid lines show a fit to numerical AQUAL results (Haghi et al. 2009), while the dotted lines are based on the ansatz proposed by Famaey & McGaugh (2012) in their equation 59. The dashed grey horizontal line shows the isolated deep-MOND result (Equation 48). For a different mass galaxy, the values shown here should be scaled $\propto \sqrt[4]{M}$. Notice how the ansatz of Famaey & McGaugh (2012) systematically underpredicts the numerical results when the internal and external gravity are both weak. The reason for this deficiency is explained analytically in the text. Reproduced from figure 3 of Haghi et al. (2019a).

isolation and the deep-MOND limit, but without performing N -body simulations (Famaey et al. 2018). While their approach is less rigorous, it perhaps gives a more intuitive understanding of the corrections, which in their work are based on equation 59 of Famaey & McGaugh (2012). This uses the AQUAL formulation (Equation 17) and the simple interpolating function $\mu(x) = x/(1+x)$ with argument $x \equiv g/a_0$. The prescription is to solve for the internal gravity g_i implicitly using

$$(g_i + g_e) \mu\left(\frac{g_i + g_e}{a_0}\right) = g_{N,i} + g_e \mu_e, \quad (49)$$

with i and e subscripts denoting internal and external contributions to the gravity as before.

The numerical values given by this approach are very similar to those obtained by Haghi et al. (2019a) based on fitting N -body results, as demonstrated in their figure 3 (reproduced here as our Figure 4). This shows σ_{LOS} for a spherical Plummer distribution of stars with $M = 2 \times 10^8 M_\odot$ for different internal and external gravitational fields, considering both Equation 49 and the fit of Haghi et al. (2019a) to the numerical AQUAL simulations of Haghi et al. (2009), which used the standard interpolating function $\mu = x/\sqrt{1+x^2}$. The approaches broadly agree, but a systematic offset is apparent when the internal and external gravity are both

¹ The 3D velocity dispersion is $\sigma_{\text{LOS}}\sqrt{3}$, so formulae in the literature may differ depending on which measure of velocity dispersion is intended. Observational studies generally focus on σ_{LOS} .

very weak. The reason is that the angle-averaged radial gravity should be boosted by a factor of $\pi/(4\mu_e)$ if the EFE dominates, a consequence of the AQUAL EFE-dominated potential (Milgrom 1986a) being

$$\Phi = - \frac{GM}{\mu_e r \sqrt{1 + L_e \sin^2 \theta}}. \quad (50)$$

This is analogous to the QUMOND result in Equation 34, with L_e being the logarithmic derivative of μ with respect to its argument.¹ However, the factor of $\pi/4$ is not correctly obtained from Equation 49 in the appropriate asymptotic limit $g_i \ll g_e$. By linearizing the μ function, it is straightforward to show that Equation 49 reduces to

$$\mu_e (1 + L_e) g_i = g_{N,i}. \quad (51)$$

Since $L_e \rightarrow 1$ in the deep-MOND limit, the approach of Famaey & McGaugh (2012) and Famaey et al. (2018) implies $g_i = g_{N,i}/(2\mu_e)$, yielding a factor of 0.5 where there should be ≈ 0.8 in AQUAL or QUMOND. An extra factor of $0.8/0.5 = 1.6$ in the gravity should translate to a factor of $\sqrt{1.6}$ in the velocity dispersion, so we expect σ_{LOS} to be $\approx 30\%$ higher in numerical simulations. This is indeed roughly the case in Figure 4. We therefore recommend using the fit of Haghi et al. (2019a) to numerical determinations of σ_{LOS} as shown in this figure. Its results can be used directly if a curve is available for the appropriate g_e , bearing in mind that the plotted σ_{LOS} should be scaled by $\sqrt{M/(2 \times 10^8 M_\odot)}$. The MOND boost to the Newtonian σ_{LOS} can also be estimated by applying Equation 38 to find $\bar{v} \equiv \bar{g}_r/g_{N,r}$, the average factor by which the Newtonian radial gravity is enhanced in MOND. The enhancement to σ_{LOS} should then be $\approx \sqrt{\bar{v}}$, but this approach has never been demonstrated.

MOND fares reasonably well with σ_{LOS} measurements of M31 satellites, where the EFE sometimes plays an important role (McGaugh & Milgrom 2013a,b). For the classical MW satellites, MOND agrees reasonably well in the sense that the luminosity profile and global velocity dispersion are mutually consistent (Sanders 2021). For fainter satellites, care must be taken to ensure that the analysed object would be tidally stable in a MOND context (Section 5.1). Restricting attention to galaxies which should be tidally stable in MOND, it agrees reasonably well with the observed σ_{LOS} values of the classical MW satellites (Angus 2008), and indeed dwarf spheroidal satellites in the LG more generally (McGaugh & Wolf 2010). N -body simulations show that the slightly problematic MW satellite Carina is in only mild tension with MOND because it requires $M_*/L = 5.3 - 5.7$ in the V band, somewhat higher than expected from stellar population synthesis modelling (Angus et al. 2014).

In addition to the satellite galaxies of the MW and M31, the LG also contains non-satellite dwarf galaxies that can be used to test MOND. Pawlowski & McGaugh (2014a) predicted σ_{LOS} for the isolated LG dwarfs Perseus I, Cetus,

and Tucana to be 6.5 km/s, 8.2 km/s, and 5.5 km/s, respectively, with an uncertainty close to 1 km/s in all cases due to the uncertain M_*/L (see their section 3). Observationally, σ_{LOS} of Perseus I is constrained to $4.2^{+3.6}_{-4.2}$ km/s, with a 90% confidence level upper limit of 10 km/s (Martin et al. 2014). The reported σ_{LOS} for Cetus is 8.3 ± 1.0 km/s (Kirby et al. 2014) or $11.0^{+1.6}_{-1.3}$ km/s (Taibi et al. 2018). The latest measurements for Tucana indicate that its $\sigma_{\text{LOS}} = 6.2^{+1.6}_{-1.3}$ km/s (Taibi et al. 2020), with the more careful analysis and larger sample size allowing the authors to rule out earlier claims that $\sigma_{\text{LOS}} > 10$ km/s (Fraternali et al. 2009; Gregory et al. 2019). In all three cases, there is good agreement with the a priori MOND prediction, which is just Equation 48 as these dwarfs are quite isolated (Pawlowski & McGaugh 2014a).

A more recent study considered a much larger sample of LG dwarfs, though again restricting to those which should be immune to tides (McGaugh et al. 2021). Those authors defined a parameter β_* by which the σ_{LOS} of a dwarf galaxy would need to be scaled up for it to fall on the BTFR. In MOND, comparison of Equations 45 and 48 shows that we expect $v_f = \sigma_{\text{LOS}} \sqrt[4]{81/4}$ for an isolated dwarf at low acceleration, which implies that scaling the velocity dispersions by $\beta_* = 2.12$ should reconcile them with the BTFR. After first establishing that the BTFR holds for 9 rotationally supported LG galaxies not in the SPARC sample that underlies Figure 3, the authors then obtained β_* observationally. The values scatter in a narrow range around a median value of 2 if we assume $M_*/L_V = 2$. The median β_* reaches the MOND prediction of 2.12 if instead we assume $M_*/L_V = 2.5$, which is quite reasonable for the typically old dwarf galaxies in the LG. Alternatively, the velocity dispersions could be higher than reported by 6% on average, which is also reasonable given the typical uncertainties and the sample size. Therefore, the main conclusion of McGaugh et al. (2021) was that MOND is able to account for the velocity dispersions of LG dwarfs that should be immune to tides, which is necessary to allow an equilibrium virial analysis. Since their sample generally avoided dwarfs near the major LG galaxies, the EFE should not have significantly influenced their results.

The application of Equation 48 to the galaxy known as NGC 1052-DF2 (hereafter DF2) has received considerable attention because the observational estimate is significantly lower (van Dokkum et al. 2018). However, their claim to have falsified MOND was swiftly rebutted in a brief commentary on the article because it did not consider the EFE from NGC 1052, which is at a projected separation of only 80 kpc (Kroupa et al. 2018b) for a distance to both galaxies of 20 Mpc (Shen et al. 2021). In addition to this deficiency, several choices were made by van Dokkum et al. (2018) which pushed the observational estimate of σ_{LOS} to very low values, worsening the discrepancy with Equation 48. One of the most serious problems unrelated to the misunderstanding of MOND is that the statistical methods used to infer σ_{LOS} were not well suited to the problem. Using instead basic Gaussian statistics returns a higher σ_{LOS} (Martin et al. 2018; Haghi et al. 2019a), though still below the result of Equation 48.² It is therefore clear that care must be taken

¹ Since $\mu_e \nu_e \equiv 1$, there are only slight differences between the two approaches, e.g. the factor of $\pi/4$ in AQUAL becomes $5/6$ in QUMOND. Another useful relation is $(1 + L_e)(1 + K_e) = 1$ (equation 38 of Banik & Zhao 2018d). The EFE-dominated solutions in QUMOND and AQUAL were also compared in Milgrom (2010).

² Another issue with the work of van Dokkum et al. (2018) is their claim to have discovered DF2 in an earlier work, even though it

before testing MOND with the photometry and observed σ_{LOS} of a dwarf galaxy.

DF2 is very gas poor (Chowdhury 2019; Sardone et al. 2019), thereby providing model-independent evidence that it feels a non-negligible external gravitational field from a massive host galaxy. This is almost certainly the nearby NGC 1052, with a projected separation of only 80 kpc implying an actual separation of ≈ 100 kpc. This makes the orbital period rather short, causing the external field to be time-dependent on a scale not much longer than the internal dynamical time of DF2. Moreover, tides on DF2 should in principle also be considered as the virial theorem cannot be applied to an object undergoing tidal disruption.¹ These complications were handled using fully self-consistent N -body simulations with POR (Lüghausen et al. 2015) where DF2 was put on an orbit around NGC 1052 (Haghi et al. 2019a). Those authors also conducted simulations with N -MODY (Ciotti et al. 2006) that include the EFE but not tides. The results of these simulations are shown in Figure 5, which reproduces figure 5 of Haghi et al. (2019a). Their work clarified that non-equilibrium memory effects would be quite small in the case of DF2 for a wide range of plausible assumptions regarding its orbit around NGC 1052 (compare the POR and analytic results in the top panels). Such effects might be more significant elsewhere, but DF2 can be approximated as in equilibrium with the present external field from NGC 1052.² The simulations of Haghi et al. (2019a) therefore support earlier analytic and semi-analytic estimates that show the observed σ_{LOS} of DF2 is well accounted for in MOND given its observed luminosity, size, and position close to NGC 1052 (Famaey et al. 2018; Kroupa et al. 2018b). The subsequently measured stellar body σ_{LOS} of $8.5^{+2.3}_{-3.1}$ km/s (Danieli et al. 2019) is consistent with the globular cluster-based estimate of $8.0^{+4.3}_{-3.0}$ km/s shown in Figure 5.

Equation 48 and its generalization to higher acceleration systems feeling a non-negligible EFE (Figure 4) only pertain to the system as a whole. This is suitable for unresolved observations, but in general we expect that σ_{LOS} varies within a system. Assuming it is spherically symmetric, collisionless, and in equilibrium, it would satisfy the Jeans equation

$$\frac{d(\rho\sigma_r^2)}{dr} + \frac{2\beta\rho\sigma_r^2}{r} = -\rho g, \quad \text{where } \beta \equiv 1 - \frac{\sigma_t^2}{2\sigma_r^2}, \quad (52)$$

ρ is the density, r is the radius, σ_r is the velocity dispersion in the radial direction, σ_t is the total velocity dispersion in the two orthogonal (tangential) directions (hence the factor of 2), β is the anisotropy parameter, and $g > 0$ is the inwards gravity. The results are insensitive to an arbitrary rescaling of ρ , though this still affects the predicted g .

was clearly marked in plate 1 of Fosbury et al. (1978) and had the alternative designation [KKS2000]04.

¹ This seems to be the case for NGC 1052-DF4 (Montes et al. 2020).

² After pericentre passage, σ_{LOS} of the dwarf takes time to rise towards its equilibrium value. This memory effect (Haghi et al. 2009; Wu & Kroupa 2013) is partially counteracted by tides inflating σ_{LOS} (compare POR and N -MODY results in Figure 5). Before pericentre passage, both effects are expected to work in tandem to inflate σ_{LOS} above the equilibrium for the local EFE.

Similarly to rotation curves, we expect the velocity dispersion profile to flatten at large radii in MOND rather than continue on a Keplerian decline, as would occur in Newtonian gravity. Thus, the flattened outer velocity dispersion profiles of some Galactic globular clusters were used to argue in favour of MOND (Hernandez et al. 2013; Durazo et al. 2017). However, the outskirts of globular clusters would contain stars that are no longer gravitationally bound to the cluster but continue to follow its Galactocentric orbit. These unbound ‘potential escaper’ stars can mimic an outer flattening of the velocity dispersion profile (Claydon et al. 2017), so MOND might not be the only explanation. Moreover, we do not expect significant MOND effects in a nearby globular cluster due to the Galactic EFE (Section 2.4).

A more distant globular cluster would be less affected by the EFE. If in addition its internal acceleration is small, then the cluster could serve as an important test of MOND (Haghi et al. 2009, 2011). One such example is NGC 2419, which is 87.5 kpc away (Di Criscienzo et al. 2011). Analysis of its internal kinematics led to the conclusion that it posed severe problems for MOND (Ibata et al. 2011a,b). However, it was later shown that allowing a radially varying polytropic equation of state yields quite good agreement with the observed luminosity and σ_{LOS} profiles (Sanders 2012a,b). More importantly, it is very misleading to consider the formal uncertainties alone because there is always the possibility of small systematic uncertainties like rotation within the sky plane.

Another system with known σ_{LOS} profile is the ultra-diffuse dwarf galaxy DF44. Its global σ_{LOS} was claimed to exceed the MOND prediction (Hodson & Zhao 2017b) based on earlier observations (van Dokkum et al. 2016). However, subsequent observations reduced the estimated σ_{LOS} and revealed its radial profile (van Dokkum et al. 2019). This is reasonably consistent with MOND expectations (Bílek et al. 2019). Joint modelling of its internal dynamics and its star formation history in the IGMF context showed DF44 to be in mild 2.40σ tension with MOND (Haghi et al. 2019b). Its internal acceleration of $\approx 0.2 a_0$ (see their section 5) makes this a non-trivial success, though still somewhat subject to the mass-anisotropy degeneracy (Equation 52).

The agreement of MOND with both the low σ_{LOS} of DF2 and the high σ_{LOS} of DF44 despite a similar baryonic content in both cases is due to the EFE playing an important role in DF2 but not in DF44. The stronger external field on DF2 can be deduced independently of MOND based on comparing their environments. We therefore see that dwarf spheroidal galaxies can provide strong tests of MOND due to their weak internal gravity, but this makes them more susceptible to the EFE and to tides. The lower surface density also makes accurate observations more challenging, but they should eventually be able to test the predicted velocity dispersions of e.g. the 22 ultra-diffuse dwarf galaxies considered in Müller et al. (2019). Note that since they used Equation 49, the predictions are likely slight underestimates (Figure 4).

Observations are easier for a massive elliptical galaxy, but the central region tends to be in the Newtonian regime. Even so, MOND does still affect the overall size of the system. This is because if we assume that it is close to isothermal and in the Newtonian regime, then we run into the problem that a Newtonian isothermal sphere has

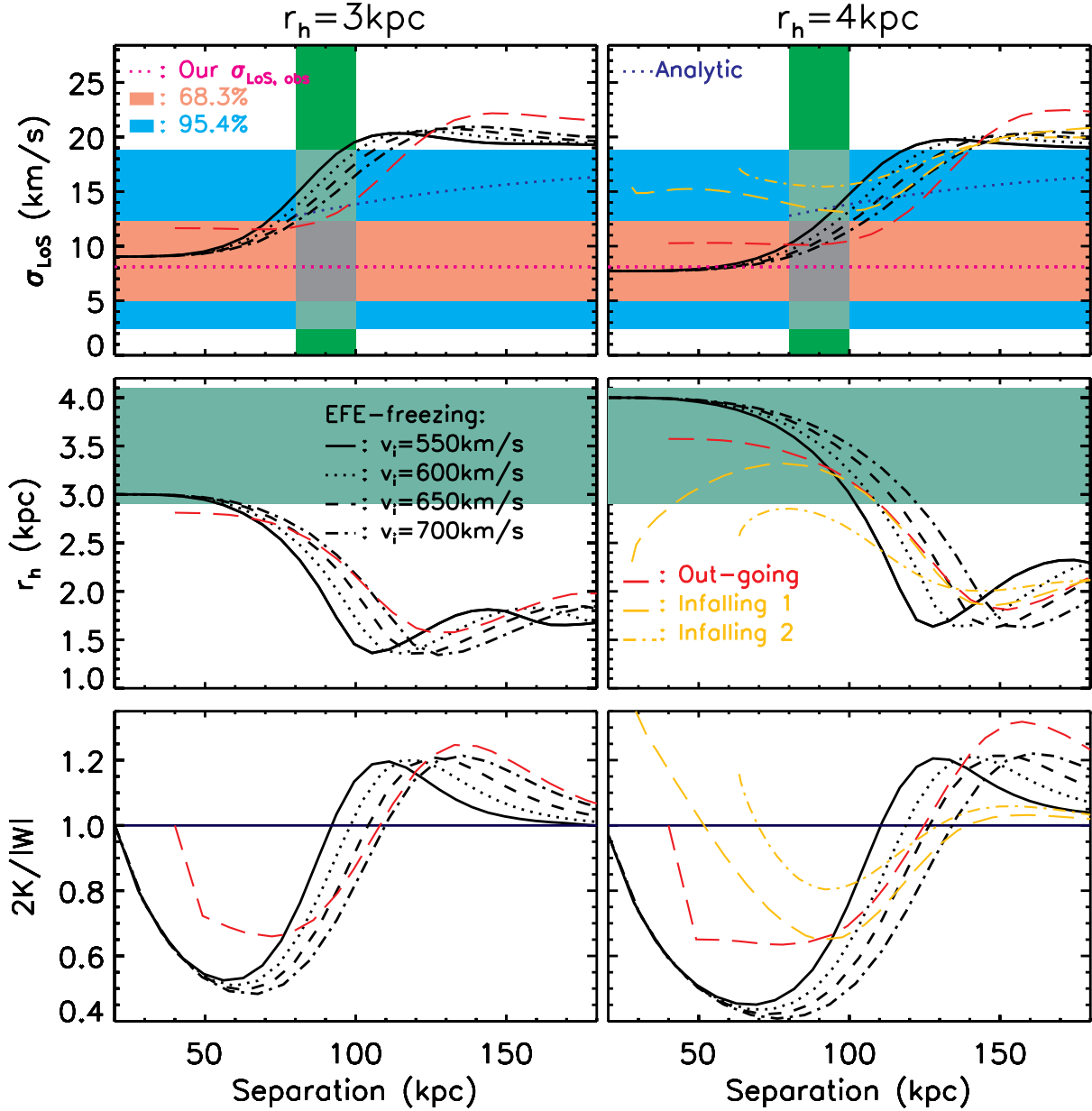


Figure 5. Results of numerical MOND simulations of DF2, showing σ_{LOS} (top), half-mass radius r_h (middle), and the virial ratio $2K/|W|$ between twice the kinetic energy K and the magnitude of the virial $W \equiv \sum_i m_i (\mathbf{r}_i \cdot \mathbf{g}_i)$ in the dwarf reference frame (bottom), where i labels different particles with mass m_i at position \mathbf{r}_i experiencing gravity \mathbf{g}_i in excess of the external field from NGC 1052. The initial r_h is 3 kpc (left) or 4 kpc (right). The vertical green shading in the top panels shows the range of likely distances between DF2 and NGC 1052 given their projected separation is 80 kpc at a heliocentric distance of ≈ 20 Mpc (Shen et al. 2021). The horizontal shaded bands in the top panels show the observed σ_{LOS} and its uncertainty based on ten globular clusters, while the shaded region in the middle panels covers the range between their r_h and the slightly smaller stellar r_h . The dotted black line in each top panel shows the semi-analytic prediction based on the fitting formula illustrated in Figure 4. The other black lines show results of N-MODY simulations that consider the time-varying EFE but neglect tides on the dwarf, which is started at a pericentre of 20 kpc and launched with the velocity indicated in the middle left panel’s legend. The dashed red lines show POR models launched outwards from a pericentre of 40 kpc. The golden models in the right panel show the most realistic POR models started at 200 kpc and launched inwards towards a pericentre of 64 kpc (dot-dashed) or 28 kpc (dashed), with the latter providing a good fit to the observables. In all cases, only the outgoing portion of the trajectory after pericentre passage is shown, so time flows from left to right. Reproduced from figure 5 of Haghi et al. (2019a).

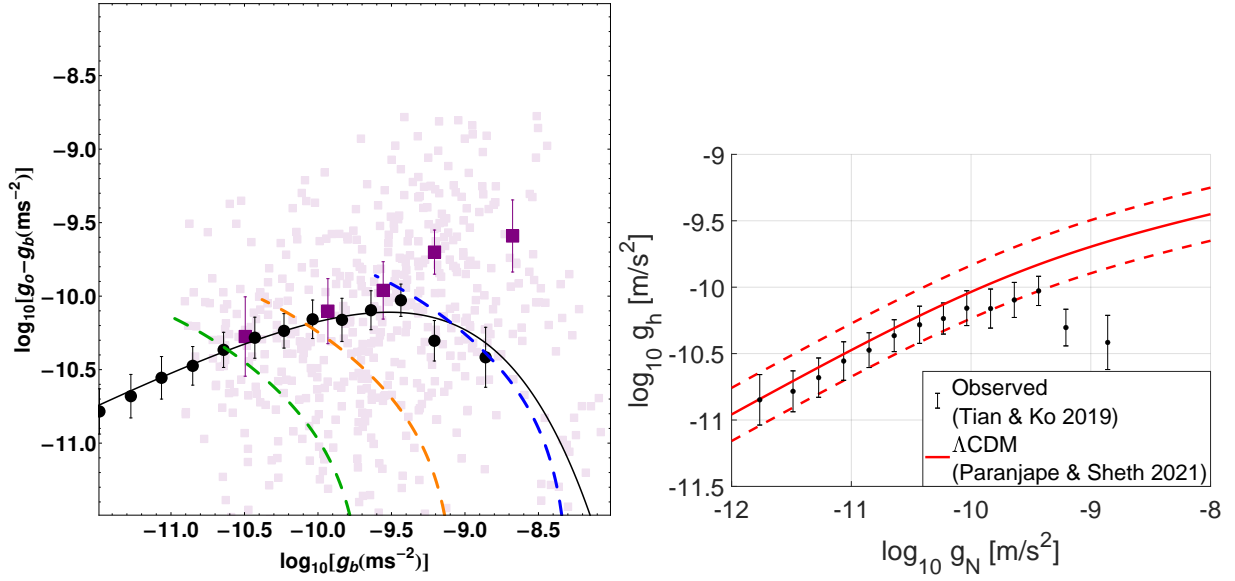


Figure 6. *Left:* The RAR defined by disc galaxies and strong gravitational lenses (Section 3.4; see also Tian & Ko 2017), shown here on logarithmic axes as the relation between g_N of the baryons and the amount by which the observationally inferred gravity exceeds this (solid black points with uncertainties). The fit to the data is shown as a solid black line (subtracting 1 from Equation 47). The light purple squares show results from 500 Monte Carlo trials of randomly selected points at radii of $(0.01 - 2)$ effective radii in galaxies with a virial mass of $(10^{11} - 10^{12}) M_\odot$. A Burkert profile is assumed for the halo, with properties drawn from a Λ CDM distribution. The baryonic component is assigned using abundance matching (Behroozi et al. 2013). The dotted curves show the radial run for three individual galaxies. The binned Monte Carlo results (purple squares with error bars) indicate that a significant contribution from the halo is expected at high g_N , at odds with observations. The discrepancy is more severe for the NFW profile (not shown here, but shown in original publication). Reproduced from figure 3 of Tian & Ko (2019). *Right:* Similar to the left panel, but now with the Λ CDM results (Equation 53; solid red line) obtained from a different semi-analytic prescription (Paranjape & Sheth 2021). The dotted red lines show their estimated intrinsic dispersion of 0.2 dex, which corresponds to a smaller uncertainty of 0.075 dex in the total g (see their section 4.1). The mean simulated relation is known far more precisely due to the large number of mock galaxies they considered. The mean observed relation (black points with error bars) is from table 1 of Tian & Ko (2019).

a divergent mass distribution (Binney & Tremaine 2008), which is also the case for the NFW profile expected in Λ CDM (Navarro, Frenk & White 1997). However, isothermal spheres in MOND have a finite total mass (Milgrom 1984), as do all polytropes in the deep-MOND regime (Milgrom 2021a). Thus, a nearly isothermal system that formed with a radius initially much smaller than its MOND radius (Equation 18) should expand until it reaches its MOND radius. At that point, further expansion would be difficult due to the change in the gravity law. This argument does not apply to low-density systems initially larger than their MOND radius, but we might expect that a wide variety of systems were initially smaller. These would end up on a well-defined mass-radius relation. Elliptical galaxies do seem to follow such a relation, which perhaps explains why their internal accelerations only exceed a_0 by at most a factor of order 1 (Sanders 2000). Moreover, the DM halos of elliptical galaxies inferred in a Newtonian gravity context have rather similar scaling relations to the PDM halos predicted by MOND (Richtler et al. 2011).

The stars in an elliptical galaxy can serve as tracers of its potential even if they cannot be resolved individually. This has led to observational projects such as ATLAS^{3D} (Cappellari et al. 2013) and SDSS-IV MaNGA (Bundy et al. 2015), an extension of the original Sloan Digital Sky Survey (SDSS; SDSS Collaboration 2000). The so-obtained stellar σ_{LOS} profiles of 19 galaxies reveal a characteristic acceleration scale consistent with a_0 as determined using spirals

(Chae et al. 2020a). While the uncertainties are larger and their study consists of 387 data points rather than the 2693 in SPARC (Lelli et al. 2016), it is still important to note that MOND works fairly well in elliptical galaxies.

This success may seem trivial due to the high accelerations. However, there is no reason for physical DM particles to avoid high-acceleration regions. As a result, it is entirely possible that the central regions of elliptical galaxies should contain more DM in the Λ CDM picture than PDM in the MOND picture. Indeed, the rather small amounts of missing gravity in the central regions of elliptical galaxies are actually problematic for Λ CDM, but can be explained naturally in MOND if the interpolating function is chosen appropriately (Tian & Ko 2019). This is shown in their figure 3, which we reproduce here as the left panel of our Figure 6. When $g_N \approx 10 a_0$, the predicted extra gravity from the DM component is too large to sit comfortably with the data if a Burkert profile is assumed for the halo. The other panels in figure 3 of Tian & Ko (2019) show that the discrepancy is worse for the NFW profile predicted in Λ CDM (Navarro et al. 1997). In MOND, it is possible to accommodate the observations with a sufficiently sharp transition from the Milgromian to the Newtonian regime at these high accelerations, e.g. with an exponential cutoff to the MOND corrections (Equation 47).

That Λ CDM yields too much DM in the central regions of massive galaxies is also evident from a different semi-analytic prescription to assign a baryonic component

to purely DM halos (Paranjape & Sheth 2021). As shown in their figure 2 and stated in their equation 19, their simulated RAR is well fit by the interpolating function

$$\nu = \left[\frac{1}{2} + \sqrt{\frac{1}{4} + \frac{1}{y^{0.8}}} \right]^{0.8}, \quad y \equiv \frac{g_N}{a_0}. \quad (53)$$

We use the right panel of Figure 6 to show this as a relation between g_N and the halo contribution $g_h \equiv g - g_N$. This allows a comparison with the binned observational results from table 1 of Tian & Ko (2019). The dotted red lines show the estimated intrinsic dispersion of 0.2 dex in the simulated g_h (section 4.1 of Paranjape & Sheth 2021). The uncertainty in the mean simulated relation is much smaller due to a very large sample size. As a result, the simulated RAR is discrepant with observations at the high acceleration end. In particular, the extra halo contribution must peak at $g_N \approx 3a_0$ and start dropping thereafter, but the simulation results indicate that g_h continues rising with g_N . This is essentially the same result as shown in Figure 6, but with a different “baryonification” scheme (Paranjape et al. 2021). Another issue is that the intrinsic dispersion in the total g at fixed g_N is expected to be 0.075 dex (Paranjape & Sheth 2021), but observationally “the intrinsic scatter in the RAR must be smaller than 0.057 dex” (section 4.1 of Li et al. 2018). It is therefore clear that the results obtained by Paranjape & Sheth (2021) are actually very problematic for Λ CDM, contrary to what is stated in their abstract. The main reason seems to be that they only considered data on galaxy kinematics (Chae et al. 2019), but strong lenses also provide important constraints, especially at the high acceleration end (Section 3.4; see also section 2 of Tian & Ko 2019). The discrepancy is related to the expected adiabatic compression of CDM halos due to the gravity from a centrally concentrated baryonic component (P. Li et al., submitted to ApJ). If M_*/L is higher in elliptical galaxies than typically assumed due to a higher proportion of stellar remnants (as expected with the IGIMF theory), then g_h would have to be smaller still, worsening the discrepancy with Λ CDM expectations.

Planetary nebulae can also serve as bright tracers that should have similar kinematics to the stars. This technique was used in three intermediate luminosity elliptical galaxies, revealing an unexpected lack of DM when analysed with Newtonian gravity (Romanowsky et al. 2003). These observations can be naturally understood in MOND due to the high acceleration (Milgrom & Sanders 2003). The problem was revisited more recently with better data on those three galaxies and newly acquired data on four more galaxies (Tian & Ko 2016). Their analysis confirmed the earlier finding that MOND provides a good description of the observed kinematics.

Though fewer in number than stars, satellite galaxies must also trace the gravitational field modulo the mass-anisotropy degeneracy (Equation 52). The technique was nonetheless attempted by Angus (2008), who found that it is possible to fit the observations of Klypin & Prada (2009) if the velocity dispersion tensor transitions from tangentially biased ($\beta < 0$) in the central regions to radially biased ($\beta > 0$) in the outskirts. This was expected a priori from MOND simulations of dissipationless collapse (Nipoti et al. 2007). However, the mass-anisotropy degeneracy and possi-

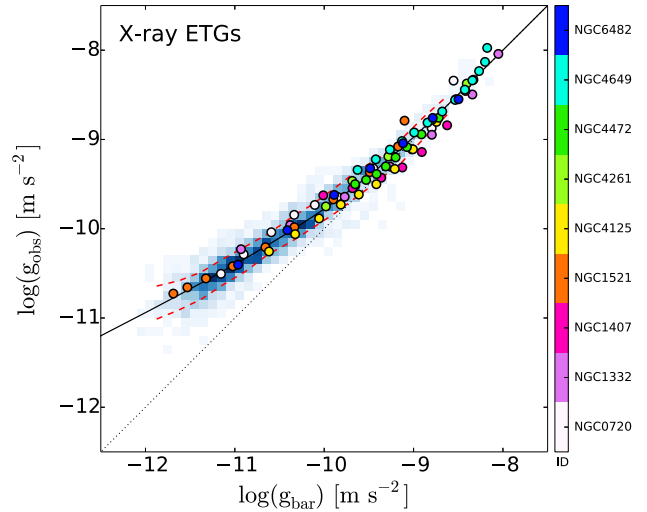


Figure 7. The elliptical galaxy RAR defined by the relation between g_N and the gravity required for hydrostatic equilibrium of the X-ray halo (Equation 52 with $\beta = 0$). Results are shown as filled circles, with the colour indicating the galaxy (see the legend). The RAR of disc galaxies (Figure 3) is indicated by the shade of blue in the background, with the fit to it (Equation 47, solid black line) and the width of the distribution at fixed g_N (dotted red lines) shown similarly to that figure. Notice that disc galaxies define the same RAR as X-ray halos around elliptical galaxies. Reproduced from figure 8 of Lelli et al. (2017b) by permission of Federico Lelli and the American Astronomical Society.

ble LOS contamination mean that this is not a very sensitive test of the gravity law.

The satellite region can sometimes be probed using an X-ray halo, whose temperature and density profile allow for a determination of the gravitational field assuming hydrostatic equilibrium. The uncertainty is reduced somewhat as we expect $\beta = 0$ for collisional gas. This technique has been applied to NGC 720 and NGC 1521, yielding good agreement with MOND over the acceleration range $(0.1 - 10)a_0$ (Milgrom 2012b). The fit was less good in the central few kpc of NGC 720, but it is quite likely that the assumption of hydrostatic equilibrium breaks down here (Diehl & Statler 2007), possibly due to feedback from stars and active galactic nuclei. Additional studies of X-ray halos around elliptical galaxies are reviewed in Buote & Humphrey (2012), with the results for 9 well-observed galaxies summarized in figure 8 of Lelli et al. (2017b). We reproduce this as our Figure 7, showing how the results fall on the RAR traced by the rotation curves of spiral galaxies. The RAR is thus not unique to rotationally supported systems or to rotational motion, nor is it confined to thin disc galaxies.

3.2.2 Rotation of a sub-dominant component

The mass-anisotropy degeneracy can be broken by considering a thin rotating gas disc. By definition, this can only be a sub-dominant component of an elliptical galaxy. Even so, such a disc would provide an excellent way to measure g_r . This is possible in 16 early-type galaxies from the ATLAS^{3D} survey (den Heijer et al. 2015). Using 21 cm HI observations extending beyond 5 effective radii, those authors showed that the analysed galaxies fall very closely on the BTFR

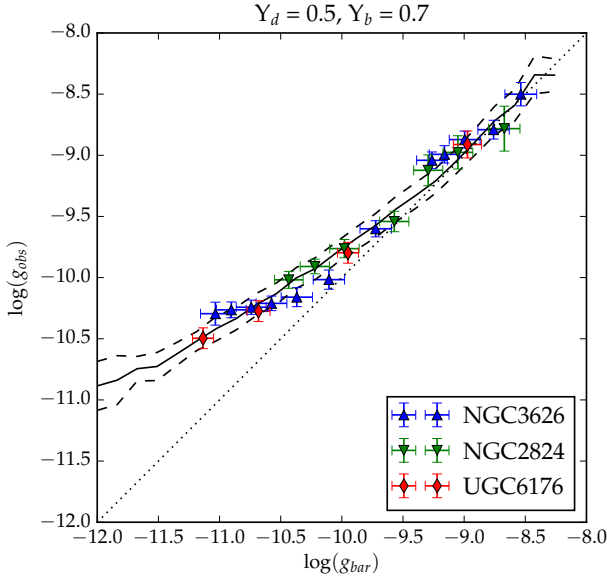


Figure 8. The RAR defined by the rotation curve of gas in three lenticular galaxies (points with error bars), as determined from CO in the inner regions and deep HI observations in the outer regions. The colour of each data point indicates which galaxy it comes from. Notice the similarity to the mean RAR of disc galaxies (solid black line) and its standard deviation (dashed black lines). Reproduced from figure 8 of [Shelest & Lelli \(2020\)](#) with permission from Astronomy & Astrophysics.

defined by spiral galaxies. The BTFR was again the most fundamental relation (smallest scatter), not e.g. the relation between M_* and v_f . The results for these 16 galaxies are shown on an RAR diagram in figure 8 of [Lelli et al. \(2017b\)](#), revealing good agreement with the RAR defined by disc galaxies.

More recently, HI rotation curves have been obtained for three lenticular galaxies extending out to (10 – 20) effective radii ([Shelest & Lelli 2020](#)). Those authors also used $3.6\ \mu\text{m}$ photometry to reduce uncertainty on M_*/L . Their figure 8 (reproduced here in our Figure 8) shows that the 3 analysed galaxies fall on the spiral RAR, with the dataset probing g_N out to ≈ 1.5 dex either side of a_0 (the range in g is slightly smaller).

Perhaps because these results are still very recent, not much attention has been paid to whether ΛCDM can get the same tight RAR in elliptical and lenticular galaxies as well as in spirals. Since the star formation histories are likely to have been different, the proportion of baryons lost by feedback should also be different. This makes it difficult to understand how the same tight RAR arises in galaxies of different Hubble types. However, this was the *a priori* prediction in MOND.

3.3 Observational signatures of the EFE

As discussed in Section 3.2.1, the internal dynamics of DF2 can be reconciled with MOND only if we include the EFE from NGC 1052.¹ This is reasonable because theoretically

the EFE is integral to MOND (Section 2.4). Moreover, the gas-poor nature of DF2 suggests that it is quite close to NGC 1052 in 3D as well as on the sky ([Chowdhury 2019](#); [Sardone et al. 2019](#)). In the following, we discuss further observational evidence for the EFE.

Besides the open cluster data discussed in [Milgrom \(1983a\)](#), the properties of Ly- α absorbers also require the EFE in a MOND context (Section 8; see also [Aguirre et al. 2001](#)). Another strong hint for the EFE comes from the internal dynamics of the MW satellite Crater II at a Galactocentric distance of ≈ 120 kpc ([Torrealba et al. 2016](#)). Neglecting the Galactic EFE, its predicted $\sigma_{\text{LOS}} = 4$ km/s, but this decreases to $2.1^{+0.9}_{-0.6}$ km/s once the EFE is included ([McGaugh 2016](#)). However, their calculation neglects the role of tides (discussed further in Section 5.1). For now, we use its main result (Equation 68), namely that a companion with mass M_c orbiting a parent galaxy with mass M_p at distance d is expected to be tidally unstable if the satellite’s half mass radius r_h exceeds its tidal radius $r_t = 0.374 d (M_c/M_p)^{1/3}$ ([Zhao 2005](#)). The mass of Crater II was estimated at $M_c = 3.2 \times 10^5 M_\odot$ ([McGaugh 2016](#)), which gives $r_t = 0.75$ kpc. This is smaller than its $r_h = 1.07 \pm 0.08$ kpc (table 4 of [Torrealba et al. 2016](#)). Moreover, the tidal stability criterion should be applied at pericentre, which for Crater II is only 33 ± 8 kpc (table 4 of [Li et al. 2021b](#)). Assuming a pericentre of 41 kpc, r_t would be only 0.25 kpc. This invalidates the assumptions underpinning the [McGaugh \(2016\)](#) *a priori* prediction for the velocity dispersion of Crater II.

Ironically, this prediction was later confirmed – Crater II has $\sigma_{\text{LOS}} = 2.7 \pm 0.3$ km/s, which is very low in the ΛCDM context ([Caldwell et al. 2017](#)). While this seems to favour the MOND scenario, in reality MOND predicts that Crater II should be very tidally unstable. Its already very low surface brightness makes it quite challenging to test this directly, but we can still consider what σ_{LOS} might be if Crater II is not a gravitationally bound structure. In the opposite extreme that it is just a collection of stars on independent Galactic orbits, σ_{LOS} is set mainly by the Galactic rotation curve and the range of orbital phases that we observe. If we assume $v_c = 200$ km/s and scale this by the angular size r_h/d , we get that $\sigma_{\text{LOS}} \approx v_c r_h/d = 1.8$ km/s, though this would vary somewhat around the orbit given the high eccentricity ([Li et al. 2021b](#)). This simple estimate agrees reasonably well with the observed σ_{LOS} , suggesting that Crater II was perhaps a smaller object that got tidally disrupted by a close perigalacticon passage and then reached larger radii. In this scenario, since our tidal debris estimate for σ_{LOS} would be much the same in both ΛCDM and MOND, the observed σ_{LOS} of Crater II does not provide strong evidence in favour of the EFE. Nonetheless, the observed properties of Crater II remain difficult to reconcile with ΛCDM even if significant tidal disruption is considered, at least if it formed inside a CDM halo ([Errani et al. 2021](#)). This is strongly suggested by the fact that its Newtonian dynamical $M_*/L \approx 50$ ([Caldwell et al. 2017](#)). If instead Crater II is purely baryonic like a globular cluster, then its large size and high observed σ_{LOS} implies that it must now be past perigalacticon, at which point the very large mass ratio with respect to the MW

¹ Possible exceptions are if DF2 has significant rotation within the plane of the sky (e.g. [Montes et al. 2021](#)) or is tidally distorted,

invalidating the assumption of virial equilibrium (Section 5.1; see also [Keim et al. 2021](#)).

would have caused complete tidal destruction (Equation 68). This problem is somewhat alleviated in MOND because a purely baryonic Crater II is much more resilient to tides if gravity is Milgromian rather than Newtonian, making it more plausible that a very diffuse remnant would still be recognisable.

In general, it is difficult to identify satellite galaxies that might be significantly affected by the EFE but not by tides, thus remaining amenable to an equilibrium virial analysis. A more promising approach might be to exploit the differing levels of tidal stability in Λ CDM and MOND, and then compare with some model-independent measure of whether a galaxy is affected by tides. This would test the EFE because the tidal radius is necessarily in the EFE-dominated regime. We explore such ideas further in Section 5.1.

The EFE would also affect galaxy rotation curves by causing the outer part to decline, even though a flat rotation curve is expected for an isolated system. Observational evidence for this was found by Haghi et al. (2016). In a major breakthrough, Chae et al. (2020b) extended their work by cross-correlating the high-quality SPARC dataset with the large scale gravitational field (Desmond et al. 2018). The analysis of Chae et al. (2020b) considered whether including the EFE led to better rotation curve fits, bearing in mind that allowing an extra model parameter inevitably improves the fit to some extent. Even so, they found very strong evidence for the EFE (see their figure 2). This is clearly evident in their figure 2, which reveals the expected flat outer rotation curve for relatively isolated galaxies, but galaxies that should experience a stronger EFE clearly have a declining outer rotation curve. The observations cannot easily be fit despite altering e.g. the distance and inclination, leading Chae et al. (2020b) to conclude that they detected the EFE at $8\sigma - 11\sigma$ in some galaxies but not at all in others. The EFE strength inferred from the rotation curve of a galaxy in a more isolated environment is typically much less than for a galaxy in a more crowded environment (Chae et al. 2021). These pioneering studies test for the first time whether the strong equivalence principle at the heart of GR remains valid at the low accelerations typical of galactic outskirts. A significant failure of the principle could be analogous to the breakdown of energy equipartition at low temperatures in condensed matter physics (Section 2.2). Departures from GR are inevitable in some cases, so empirically finding precisely which ones could provide important clues to a better theory of gravity that incorporates quantum effects.

It is interesting to consider whether Λ CDM predicts a correlation between the rotation curve of a galaxy and the external field on its barycentre from large-scale structure. While this cannot arise as a fundamental consequence of the gravity law, we might expect that in a high-density region, a CDM halo would typically have a higher density due to an earlier formation. At fixed g_N , this would make the observed g higher, a result which was recently demonstrated using semi-analytic models (Paranjape & Sheth 2022). The predicted sign of the EFE is thus opposite to observations (Chae et al. 2020b, 2021).

In MOND, an important consequence of the EFE is that the point mass gravitational field transitions to an inverse square law once g_e dominates (Equation 37). Without the EFE, Equation 18 would apply, creating a logarithmically divergent potential (e.g. Equation 19). Regardless of

theoretical issues, an observational consequence would be an extremely deep Galactic potential from which escape is virtually impossible. Including even a weak EFE would substantially alter this picture. These scenarios can be distinguished using the escape velocity from the Solar circle of the MW (Famaey et al. 2007; Wu et al. 2008), and indeed the escape velocity curve more generally (Banik & Zhao 2018b). This agrees quite well with observations near the Solar circle (Monari et al. 2018) and over Galactocentric radii of $8 - 50$ kpc (Williams et al. 2017), which is another indication that the EFE from more distant masses like M31 does affect the internal dynamics of the MW in a MOND context.

The EFE can have important effects even in situations where it is sub-dominant to the internal gravity. For instance, the central regions of M33 would not be much affected by the EFE from M31, but even so a hydrodynamical MOND simulation of M33 agreed better with some observables once the EFE was approximately included (Banik et al. 2020). In addition to weakening the self-gravity of a system, the EFE also causes the point mass potential to become anisotropic (Equation 34). If the internal and external gravity are comparable, the potential can even become asymmetric with respect to the external field. This can leave a characteristic imprint on tidal streams, as discussed further in Section 5.2. The asymmetry could also cause discs to become warped in an external field (Banik et al. 2020). Indeed, the warp of the Galactic disc might be due to the EFE from the LMC (Brada & Milgrom 2000a).

As discussed in Section 2.4, Galactic star clusters in the Solar neighbourhood of the MW would experience too much self-gravity in MOND if the Galactic EFE were neglected. A similar problem arises with local wide binary stars, which provide a promising test of MOND (Section 11.3). By definition, these systems have low internal accelerations, which would cause a large departure from Newtonian expectations if the binaries were isolated (Hernandez et al. 2012). However, the difference is much smaller once the Galactic EFE is considered (Banik & Zhao 2018d). The sky-projected separation r_{sky} of each binary is very small compared to its Galactocentric radius, so considering the binary in isolation would indeed involve neglecting the Galactic EFE for a very wide range of plausible choices on where to put the system's boundary. Pittordis & Sutherland (2019) showed that Gaia data are strongly inconsistent with the large 'MOND' signal that would be expected if we neglect the Galactic EFE, especially for the more widely separated binaries where the internal accelerations are lower (see their figure 11, reproduced here as our Figure 9). Including the EFE makes the observations consistent with MOND, though they also agree with Newtonian expectations. There have also been many terrestrial experiments at low internal accelerations that show no sign of departure from Newtonian expectations (Gundlach et al. 2007). We therefore conclude that there are compelling theoretical and empirical reasons for supposing that the EFE is an important aspect of MOND, and probably of the real Universe as well.

3.4 Strong gravitational lensing

A gravitational lens is said to be strong if it leads to multiple resolved images of the same background source. This definition is somewhat technology-dependent because grav-

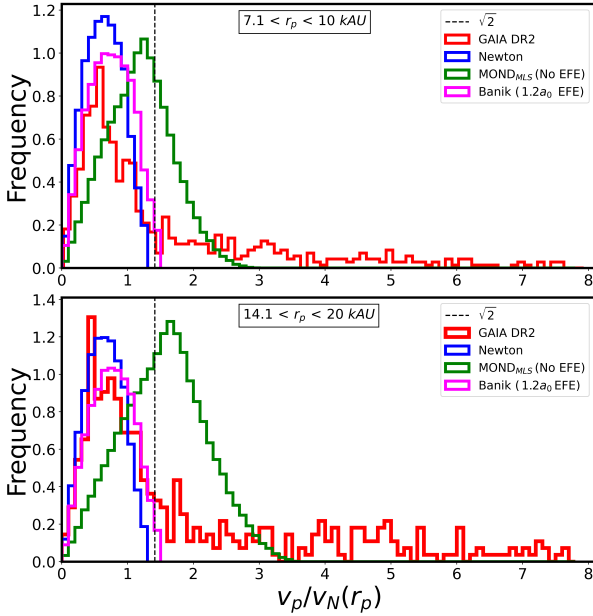


Figure 9. Histogram of the sky-projected relative velocity of wide binary stars in the Solar neighbourhood divided by the predicted Keplerian velocity at their sky-projected separation r_p , shown for different r_p bins as indicated at the top of each panel. Observational results from Gaia data release 2 (red) are compared with the prediction of Newtonian gravity (blue) and MOND (magenta) for $g_{N,e} = 1.2 a_0$ as appropriate for the Solar neighbourhood. The green distribution is for a toy version of MOND which neglects the Galactic EFE. The peak of this distribution shifts to the right at larger r_p (bottom panel) because the binary circular velocity no longer declines with separation, analogously to the flat rotation curves of isolated galaxies. The predicted peak shift is strongly excluded by the data. Note that MOND is not excluded here as the EFE is an integral part of it. Including the EFE considerably narrows the gap between the Newtonian and Milgromian predictions (Section 2.4), causing both to be in reasonable agreement with Gaia data. Adapted from figure 11 of Pittordis & Sutherland (2019) by its lead author.

itational microlensing events (Refsdal 1966) should yield multiple images, and these could in principle be resolved with future technology. Nonetheless, the definition is useful because important constraints can be obtained from the angular separation of the multiple images in a strong lens.

Due to the cosmic coincidence of MOND (Equation 12), photons involved in strong lensing are necessarily in the Newtonian regime at the point of closest approach if the lens and source are at cosmological distances (Sanders 2014). This is not true for the entire trajectory, so some MOND enhancement is expected. Moreover, we expect some departure from Newtonian expectations even if $g > a_0$ because the RAR (Figure 3) implies a fairly gradual transition between the Newtonian and Milgromian regimes. The extra light deflection due to the enhanced MOND gravity is expected to be $\approx 15\%$ for the simple interpolating function (Equation 15).

The best-known examples of gravitational lenses are Einstein rings, where the lens and unlensed source are at almost the same location on our sky. This makes the problem nearly axisymmetric, leading to a wide range of possible

photon paths that reach the Earth. If the lens is a massive galaxy, we can constrain its potential using the angular size of the Einstein ring and the redshifts of the source and lens, bearing in mind that the deflection angle and non-relativistic g are related in the same way as in GR (Section 2.6). Due to the typically cosmological distances, it is necessary to assume a background cosmology, with the choice generally being a standard flat background cosmology because this should be appropriate to both Λ CDM and MOND (Section 9). If the redshift is not too large, the angular diameter distance can be determined with little dependence on cosmology provided the Hubble constant is known.

MOND was shown to be consistent with 10 lenses in the Centre for Astrophysics-Arizona Space Telescope Lens (CASTLES; Lehár et al. 2000) catalogue of strong lenses (Chiu et al. 2011). A much larger sample was provided by the Sloan Lens Advanced Camera for Surveys (SLACS) catalogue (Bolton et al. 2006; Auger et al. 2009). MOND provides a good fit to all 36 (Sanders & Land 2008), 65 (Sanders 2014), or 57 (Tian & Ko 2017) lenses analysed, with the studies adopting different quality cuts. MOND has also been applied to the time delays in three gravitational lenses (Tian et al. 2013), yielding broad agreement for a standard background cosmology. As with the deflection angle, the MONDian Shapiro delay (Shapiro 1964) is expected to have a standard dependence on the non-relativistic g .

3.5 Weak gravitational lensing

The surface density rarely reaches the threshold required for strong gravitational lensing. Nonetheless, any source is always distorted to some extent by a foreground lens. This regime is known as weak lensing. Since the true shape of the source is rarely known, it is necessary to use statistical techniques to infer how much distortion has been induced by the lens, usually by stacking many sources around many lenses. The idea is that the source (typically a thin disc galaxy) would have its sky-projected major axis oriented in a random direction. In contrast, the lens induces a subtle spacetime distortion that causes the major axes of background galaxies to preferentially align in a certain direction, which for a point mass lens would be the tangential direction. One can imagine that the lens tries to distort background galaxies into an Einstein ring, but is insufficiently powerful to do so.

Weak lensing effects arise because the direction and magnitude of the deflection angle vary over different parts of the source. In the deep-MOND limit around an isolated point mass M , the deflection angle in the weak deflection limit follows from Equations 1 and 42.

$$\Delta \hat{n} = -\frac{2\pi\sqrt{GMa_0}}{c^2}\hat{r}_p = -2\pi\left(\frac{v_f}{c}\right)^2\hat{r}_p, \quad (54)$$

where \hat{r}_p is the direction from the lensing mass to the photon at closest approach. We used Equation 45 to write the result in terms of v_f , which might be more readily observable. Unlike in the Newtonian case, the deep-MOND deflection angle is independent of the impact parameter. As a result, shear arises only due to changes in the direction of the deflection caused by changes in \hat{r}_p , or equivalently because the radial direction is in general different.

Galaxy-galaxy weak lensing was detected at high significance in a stacked analysis of 12 million sources (Brim-

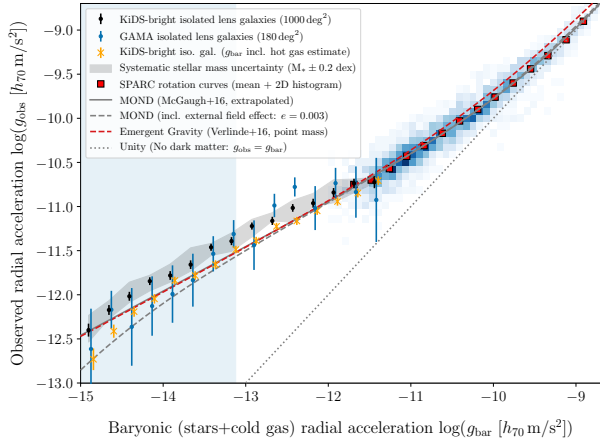


Figure 10. The RAR determined from stacked galaxy-galaxy weak gravitational lensing using Equation 42 (points with error bars). Different surveys and sample selections are used, as described in the legend. The relation for disc galaxy rotation curves is shown towards the upper right using blue shading and red squares for the binned results (similarly to Figure 3), with the fit (Equation 47) shown as a solid grey line. The dashed grey curve shows the estimated deviation due to the EFE assuming $g_{N,e} = 0.003 a_0$, reasonable for the fairly isolated galaxies considered here. In MOND, the EFE is expected to affect the results in the blue shaded region on the left (cf. Figure 1). Reproduced from figure 4 of [Brouwer et al. \(2021\)](#) with permission from Astronomy & Astrophysics.

[ioule et al. 2013](#)). Their results agree quite well with the MOND prediction (Equation 54) if the blue lens subsample (presumably spiral galaxies) has M_*/L_B in the range 1 – 3, which covers the range expected from stellar population synthesis modelling ([Milgrom 2013](#)). The red lens subsample (presumably elliptical galaxies) requires a higher M_*/L_B of 3 – 6, in line with expectations for an older population. The data cover out to projected separations of ≈ 280 kpc, thus reaching accelerations down to only a few percent of a_0 . This is close to the limit beyond which the assumption of isolation is expected to break down due to the EFE from large-scale structure. The consistency of MOND with galaxy-galaxy weak lensing was again demonstrated using 33,613 isolated central galaxies ([Brouwer et al. 2017](#)). Recently, an even larger sample was used to obtain similar results ([Brouwer et al. 2021](#)). We reproduce their figure 4 in our Figure 10, showing that different surveys and sample selections give fairly similar results. The very significant amount of missing gravity evident at $g_N \ll a_0$ is correctly reproduced in MOND down to the limit of the data. At the very low acceleration end, there is a hint of a downturn from the rotation curve-based RAR that might be due to the EFE.

It has been claimed that the weak lensing signal is anisotropic relative to the lens, which in a Newtonian analysis implies a DM halo flattened similarly to the baryonic disc ([Schrabback et al. 2021b](#)). The anisotropic signal has not been conclusively detected, but there is strong evidence for it over the radial range 45 – 200 kpc. Since the disc is typically much smaller, this may pose problems for the MOND scenario. However, there could be an extended halo of hot gas, which we might expect would be flattened along the disc spin axis. Moreover, the EFE from large-scale structure can also induce anisotropy in the potential, even for a

point mass lens (Equation 34; see also [Oria et al. 2021](#)). Since the orientation of the central disc is likely to correlate with large-scale structure due to the EFE and other effects, it is possible that the PDM halo of a galaxy is typically flattened along the same axis as its disc. Weak lensing is also sensitive to other structures along the LOS ([Feix et al. 2008](#)), so the signal might not be directly associated with the lens galaxy. Further work would help to clarify if the results are genuinely problematic for MOND, though this is likely to require a cosmological hydrodynamical simulation to assess the large-scale structure and the possibility of a hot gas halo.

3.6 Implications for alternatives to both Λ CDM and MOND

The results discussed thus far broadly favour MOND over Λ CDM, but it is helpful to consider other solutions to the missing gravity problem. These are generally much less theoretically mature, partly due to being proposed more recently. Meaningful predictions can still be obtained in some systems, so we briefly consider such ‘third ways’ in this section.

In the emergent gravity (EG) theory, gravity is an emergent phenomenon arising from some currently not understood microphysical processes ([Verlinde 2017](#)). EG is currently not as well developed as MOND, but its application to spherically symmetric non-relativistic systems should be clear. It predicts the same gravitational field around a point mass, but departs from MOND inside the mass distribution of a galaxy due to an extra dependence on the density. Observationally, EG works fairly well with the dwarf spheroidal satellites of the MW ([Diez-Tejedor et al. 2018](#)), but it fails when confronted with kinematic measurements from a larger sample of dwarfs ([Bradford et al. 2015](#); [Pardo 2020](#)). For plausible assumptions about how EG should be applied to disc galaxies, it predicts a distinct hook-shaped feature on an RAR diagram, leading to significant tension with observations ([Lelli, McGaugh & Schombert 2017a](#)). In particular, the required M_*/L becomes much lower than expectations from stellar population synthesis modelling. Once EG is developed further so that a non-relativistic field equation is available (e.g. [Hossenfelder 2017](#)), this should be applied to the SPARC sample to check whether the above-mentioned criticisms are valid. EG also faces significant problems explaining the behaviour of ultracold neutrons in the terrestrial gravitational field ([Kobakhidze 2011a](#)). While these results have been questioned ([Chaichian et al. 2011](#)), significant experimental problems for EG were later reaffirmed ([Kobakhidze 2011b](#)). The basic assumptions underpinning the thermodynamic approach to gravity advocated in EG also appear not to hold outside of spherical symmetry ([Wang & Braunstein 2018](#)).

Unlike EG, a relativistic modified gravity theory is Mofat gravity (MOG; [Moffat 2006](#)). This is ruled out by the fact that GWs travel at a speed close to c ([Boran et al. 2018](#)). Focusing on non-relativistic tests, the main problem with MOG is the lack of a fundamental acceleration scale, making it extremely difficult to match the observed RAR. As a result, the MW rotation curve is in strong tension with MOG – for any plausible baryonic distribution, the predicted circular velocity at the Solar circle is $v_{c,\odot} < 200$ km/s ([Negrelli et al. 2018](#)). However, the observed value is > 200 km/s at

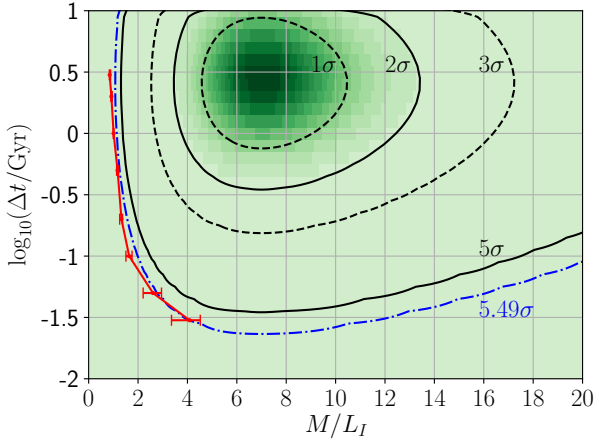


Figure 11. Joint inference on the I -band M_*/L of DF44 and the duration Δt over which it formed its stars, based on its kinematics (van Dokkum et al. 2019) assuming MOG and the typical Δt values for other galaxies (Pflamm-Altenburg & Kroupa 2009), respectively. The probability density is shown using different shades of green, with different confidence regions also plotted as indicated. The red points show the results of stellar population synthesis models in the framework of the integrated galactic initial mass function (Kroupa & Weidner 2003), with the error bars arising from the assumed 20% uncertainty on the luminosity of DF44. This is already factored into the uncertainty on the kinematically inferred M_*/L_I . The lowest tension is obtained for the shortest considered Δt , in which case there is still 5.49σ tension between the photometrically expected M_*/L_I and that required to reproduce the kinematics of DF44 in MOG, also bearing in mind that such a short Δt is atypical. Reproduced from figure 3 of Haghi et al. (2019b) using ApJL author republication rights.

overwhelming significance (e.g. McMillan 2017; McGaugh 2018). Even the directly measured acceleration of the Solar System barycentre relative to distant quasars proves that $v_{c,\odot} > 200$ km/s at almost 5σ confidence (Bovy 2020; Gaia Collaboration 2021b). Moreover, MOG is incompatible with DF44 at 5.49σ based on a joint fit to its star formation history and observed σ_{LOS} profile (Haghi et al. 2019b). This is evident in their figure 3, reproduced here as our Figure 11. It is possible to justify a higher M_*/L_I with a very short star formation timescale, which in an IGIMF context would raise M_*/L_I . But the kinematics are such that an exceptionally short timescale would be required that is very uncommon for dwarfs (Pflamm-Altenburg & Kroupa 2009), and even then only a poor fit can be obtained to the observed σ_{LOS} profile. Several other very serious problems for MOG were reviewed in section 5.2 of de Martino et al. (2020). Therefore, MOG is currently ruled out as a viable theory on galactic scales.

More generally, figure 10 of Famaey & McGaugh (2012) shows that the proportion of gravity that is unaccounted for on galaxy scales does not correlate with the galactocentric radius of the data point. We have reproduced the relevant panel in our Figure 12, highlighting the difficulty of explaining the tight observed correlation with g_N in a theory that supposes a fixed length r_0 beyond which the departure from Newtonian dynamics sets in. Since a flat rotation curve implies the gravity at larger radii must be $GM/(rr_0)$, such a theory would predict $M \propto v_f^2$. However, observations indicate that $M \propto v_f^{3.85 \pm 0.09}$, with system-

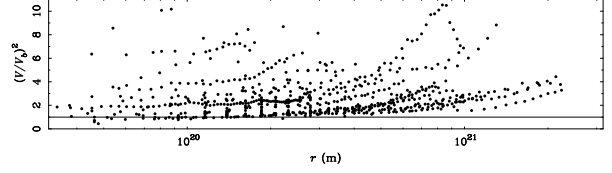


Figure 12. The factor by which the radial gravity inferred from a galaxy's rotation curve exceeds the g_N of its detected baryons, shown as a function of the galactocentric radius of the data point. There is no clear correlation, unlike when the dynamical discrepancy is plotted against g_N (Figure 3). Reproduced from figure 10 of Famaey & McGaugh (2012).

atic uncertainties perhaps allowing exponents in the range $3.5 - 4$ (Lelli et al. 2019). This is consistent with the MOND prediction of 4, but by now it is quite clear that $M \propto v_f^2$ is strongly incompatible with observations, a fact which has been known for many decades (McGaugh et al. 2000). This also rules out volume corrections to the Hawking-Bekenstein entropy relation as a cause for the missing gravity problem (Pérez-Cuellar & Sabido 2021).

Another possibility is called superfluid dark matter (SFDM; Berezhiani & Khoury 2015, 2016). The basic idea is that galaxies reside in DM halos which dominate the mass, but these condense into a superfluid state in the central ≈ 100 kpc, with the baryons dominating the mass in the region probed by rotation curves (out to ≈ 30 kpc). The gravity between baryons is supplemented by extra forces from phonons propagating in the superfluid, so essentially the missing gravity problem is solved using additional non-gravitational forces. The SFDM parameters have been estimated using galaxy clusters (Hodson et al. 2017) where the superfluid nature of the DM is not very relevant, making the paradigm similar to Λ CDM. As discussed in section 5.6 of Roshan et al. (2021a), the LG satellite planes extend beyond plausible estimates for the superfluid core radii of the MW and M31 (Berezhiani & Khoury 2016; Hossenfelder & Mistele 2020). Since the planar geometry and coherently rotating velocity trend make a primordial origin unlikely, the satellite galaxies in these structures are most likely tidal in origin regardless of the gravitational framework (Section 5.6). In SFDM, the more distant members of these structures would experience just the Newtonian gravity of their baryons, contradicting their high observed σ_{LOS} (McGaugh & Wolf 2010; McGaugh & Milgrom 2013a,b). Another issue is that the phonon force acts only on the baryons, so it is difficult to understand why the RAR is also evident in weak gravitational lensing of background galaxies (Section 3.5). It is possible that the gravity of the SFDM (excluding phonon forces) conspires to yield the rotation curve-based RAR at the much larger distances probed by weak lensing (Brimouille et al. 2013; Milgrom 2013; Brouwer et al. 2017, 2021), but this would undermine the aim of SFDM to reproduce the RAR naturally. It has also been argued that since stars on circular orbits in the outer disc would generally move slower than the sound speed of the superfluid, they would emit Cherenkov radiation, with the resulting energy loss causing the orbit to shrink in a small fraction of a Hubble time (Mistele 2021). Moreover, the fact that MOND effects would persist only in the superfluid region implies that a galaxy does not feel the EFE from another galaxy

hundreds of kpc away. This makes it difficult to explain the detection of the EFE by comparing rotation curves of galaxies in isolated and more crowded environments (Chae et al. 2020b, 2021). Even if these issues could be overcome, since the phonon force must be added to the Newtonian gravity, the deep-MOND behaviour can only be reproduced if SFDM reduces to a MOND-like description in which the interpolating function is $\nu = 1 + 1/\sqrt{y}$, where $y \equiv g_N/a_0$. This gives $\nu(1) = 2$, but the simple ν function (Equation 15) and the MLS form based on fitting the RAR (Equation 47) both give $\nu(1) \approx 1.6$. Given the small observational uncertainties (Figure 3), the transition between the Newtonian and low-acceleration regimes appears to be too gradual in the SFDM picture. The inferred value of the acceleration constant could be reduced to address this, but we would need an $\approx 60\%$ reduction. There is limited scope for this given that the data go down to very low g_N and thus probe the low-acceleration regime, with the BTFR normalization essentially fixing a_0 (e.g. Lelli et al. 2019). This argument applies more broadly to any theory that attempts to reproduce the RAR by simply adding an extra force to the Newtonian gravity – the extra force would need to have the deep-MOND behaviour (Equation 1), leading to a MOND-like description with interpolating function $\nu = 1 + 1/\sqrt{y}$.

The observationally required boost factor to g_N depends only on g_N across a wide range of galaxies and is large if $g_N \ll a_0$. This regime can be probed either by considering large radii in a high mass galaxy or the inner regions of a dwarf galaxy with a typically low surface brightness. The two situations are rather different in many ways, but g_N falls short of the actual g by the same factor. Whatever causes this boost to g_N seems to care only about the strength of the gravitational field. We have seen that alternative explanations for this “one law to rule them all” (Lelli et al. 2017b) beyond Λ CDM and MOND face serious difficulties given the diversity of the so-called MOND phenomenology, e.g. the fact that it also applies to weak lensing (Section 3.5). In addition, gravitational dipole dark matter (Hajdukovic 2020) and scale-invariant dynamics (Maeder & Gueorguiev 2020) have been strongly excluded on the basis of Solar System ephemerides (Banik & Kroupa 2020a,b). We therefore focus on MOND as the main alternative to Λ CDM when it comes to addressing the missing gravity problem.

4 DISC GALAXY STABILITY AND SECULAR EVOLUTION

When we observe the rotation curve of a galaxy, there is a direct degeneracy between its matter distribution and the gravity law. This degeneracy could be broken by the vertical forces, which are expected to be stronger in MOND (Section 3.1.2). This increases the relative importance of disc self-gravity, which would affect the disc’s dynamical stability. Consequently, we may gain important insights from the number of spiral arms and properties of the central bar, especially the bar strength and pattern speed.

These differences are related to the gravity law, but the other side of this coin is that the matter distribution of a galaxy also differs substantially between the Λ CDM and MOND scenarios. In particular, extended CDM halos would give galaxies a very large collision cross section, mak-

ing mergers very frequent due to dynamical friction between overlapping CDM halos (Privon et al. 2013; Kroupa 2015). These mergers can be very disruptive for any embedded disc galaxies, so their observed frequency and morphology might provide clues to how often mergers actually occur (Section 4.5).

4.1 Number of spiral arms

The greater importance of disc self-gravity in MOND manifests itself in the different Toomre disc stability condition (Toomre 1964) for AQUAL (Milgrom 1989) and QUMOND (Banik et al. 2018b). In what follows, we will focus on QUMOND, but the results are very similar in AQUAL. The local stability of a stellar disc is determined by three main factors:

- (i) the radial velocity dispersion σ_r ,
- (ii) disc self-gravity, and
- (iii) shear caused by differential rotation of the disc.

Disc galaxy rotation curves are well understood in MOND (Section 3.1.1). Since the CDM halo is chosen to match the rotation curve, this is the same in both paradigms by construction. Therefore, differences in disc self-gravity feed through to differences in the minimum σ_r required for local stability.

The Toomre condition relies on the notion that there is a particular wavelength λ_c which is least stable to perturbations. This is because very short wavelength modes are essentially just sound waves little affected by gravity due to the short crossing time, while long wavelength modes rapidly wind up in a differentially rotating disc. Intermediate length modes are significantly affected by self-gravity, yet are not so long as to be easily wound up. This is explained further in Binney & Tremaine (2008), whose section 6.2.3 shows how these considerations lead to a parabolic dispersion relation between the inverse length scale of perturbations and the square of their oscillation frequency (negative values indicate the existence of an unstable growing mode). Though their result is valid for an isothermal fluid, the result for a collisionless stellar disc is very similar. According to equation 22 of Toomre (1964), a Newtonian disc with the lowest σ_r necessary for local stability has

$$\lambda_c = 0.55 \times \frac{4\pi^2 G \Sigma}{\Omega_r^2}, \quad (55)$$

where Σ is the disc surface density and Ω_r is the radial epicyclic frequency determined by the rotation curve. The factor of 0.55 was derived numerically in section 5c of Toomre (1964). According to his equation 65, this mode is stable in the local approximation if

$$\sigma_r \geq \frac{3.36 G \Sigma}{\Omega_r}. \quad (56)$$

The ratio of σ_r to this critical threshold is known as the Toomre parameter Q , which in Newtonian gravity is thus

$$Q_N \equiv \frac{\sigma_r \Omega_r}{3.36 G \Sigma}. \quad (57)$$

Discs are locally stable if $Q > 1$ everywhere, including near the centre where Q is typically lower than in the outskirts. Note that Equation 55 assumes $Q = 1$, which we expect

due to self-regulatory mechanisms (discs with $Q \ll 1$ should become dynamically hotter). In general, $\lambda_c \propto Q^2$.

As derived in Banik et al. (2018b), the above-mentioned classical Toomre condition for a thin disc can be generalized to QUMOND by redefining $G \rightarrow G\nu(1 + K/2)$, where the MOND interpolating function ν (e.g. Equation 15) and its logarithmic derivative K (Equation 35) must be evaluated just outside the disc plane so as to include the vertical component of the Newtonian gravity. With this adjustment, the QUMOND version of Equation 57 is

$$Q_M \equiv \frac{\sigma_r \Omega_r}{3.36 G \Sigma \nu (1 + \frac{K}{2})}. \quad (58)$$

The extra factor of ν can be very large in low surface brightness (LSB) discs, where K is close to the deep-MOND value of $-1/2$. In the Newtonian regime, $\nu \rightarrow 1$ and $K \rightarrow 0$, recovering the standard behaviour. By considering QUMOND models of M33 with different values of the Toomre parameter, Banik et al. (2020) demonstrated that using Equation 58 as the QUMOND Toomre condition provides a good guide to where the transition lies between stable and unstable discs (see their figure 24). This is reproduced here as our Figure 13, which shows the effect of lowering the minimum allowed Q in the initial conditions (this parameter is called Q_{lim} in the code). When Q_{lim} is reduced from 1.25 (black curve) to 1.1 (blue curve), the disc is initially dynamically colder, and also ends up with a lower vertical velocity dispersion σ_z . But if Q_{lim} is reduced further from 1.1 to 1 (red curve), then σ_z starts rising rapidly after ≈ 5 Gyr, ending up higher than in the other models despite being dynamically colder initially. This is suggestive of a dynamical instability which is avoided by the higher Q_{lim} models.¹

The higher effective G in MOND makes discs less stable for a given velocity dispersion, so they must be dynamically hotter to remain locally stable. In practice, this means they would heat up to a greater extent through dynamical instabilities until they become Toomre stable. Therefore, the observation of an extremely low velocity dispersion could challenge the MOND scenario. But if observations confirm the higher velocity dispersion it requires, this could be interpreted in the standard context as a disc which is dynamically hotter than required for local stability. Since the Toomre condition only provides a lower limit on σ_r , this is plausible, though other considerations might break the degeneracy.

Interestingly, observed LSB galaxies (LSBs) have rather higher velocity dispersions than required in the CDM picture, so they appear to be dynamically overheated (Saburova 2011). If so, it would be difficult for LSBs to have ongoing star formation and sustain spiral density waves, the leading explanation for observed spiral features in high surface brightness galaxies like the MW and M31 (Lin & Shu 1964). However, LSBs also have spiral features (McGaugh et al. 1995). This and other features of LSBs suggest that their gravitating mass mostly resides in their disc, contradicting Λ CDM expectations (section 3.3 of McGaugh & de Blok 1998).

The extra MOND factors in Equation 58 also affect λ_c ,

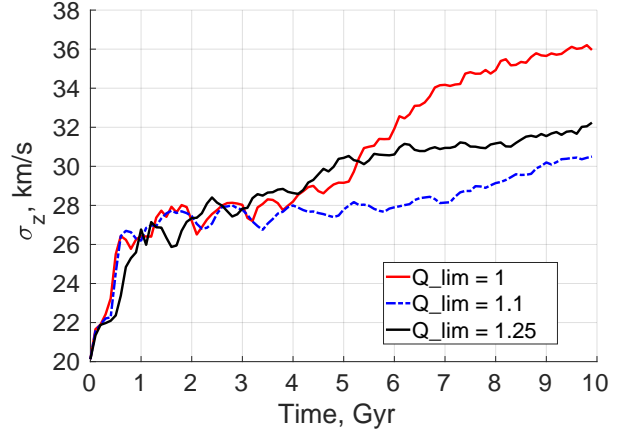


Figure 13. Time evolution of the vertical velocity dispersion σ_z of stars at radii of $0.5 - 3$ kpc in a hydrodynamical MOND simulation of M33 that includes a weak EFE representative of the gravity from M31. Different lines show different values for Q_{lim} , the minimum Toomre parameter (Equation 58) imposed on the initial conditions. Notice how reducing Q_{lim} from 1.25 (solid black) to 1.1 (dotted blue) reduces the final σ_z , as expected for a dynamically colder initial disc. However, σ_z ends up higher when $Q_{\text{lim}} = 1$ (solid red), suggesting that the MOND generalization of the Toomre condition does indeed provide a good guide to which models are stable and which are not. Reproduced from figure 24 of Banik et al. (2020) using ApJ author republication rights.

which in QUMOND becomes

$$\lambda_c = \frac{2.2\pi^2 G \Sigma \nu (1 + \frac{K}{2})}{\Omega_r^2}. \quad (59)$$

The least stable mode is thus longer in MOND (cf. Equation 55). Since the amplitude of density fluctuations is presumably larger for a less stable mode, we expect that the most prominent structures in a galaxy would differ depending on the gravity law. In a disc galaxy, the most striking feature is usually its pattern of spiral arms. Assuming the Lin-Shu density wave theory for spiral structures (Lin & Shu 1964), the number of spiral arms allows for an estimate of λ_c (Sellwood & Carlberg 1984; Athanassoula et al. 1987). Using this principle, D’Onghia (2015) analytically predicted the number of spiral arms in galaxies observed as part of the DiskMass survey. She found good agreement with observations for a reasonable M_*/L . The DiskMass survey “selects against LSB discs”, making the work of D’Onghia (2015) an important check on the validity of the mode-counting technique in a regime where Λ CDM and MOND give similar predictions.

The density wave theory should also apply in LSBs. Applying a similar technique to LSBs under the assumption of Newtonian gravity, Fuchs (2003) found that LSB discs would be much too stable to permit the formation of their observed spiral arms for plausible M_*/L ratios consistent with stellar population synthesis models (e.g. Bell & de Jong 2001). The spiral structure seems to imply that much of the mass needed to explain the elevated rotation curve with standard gravity resides not in a stabilizing CDM halo but rather within the disc itself. This would make the disc very massive, sometimes requiring $M_*/L > 10\times$ the Solar value in the R band. Physically, this arises because density perturbations would wind up quickly in a system where a dominant dark halo elevates the rotation curve but not the disc self-gravity. This scenario

¹ To ensure stability and leave some safety margin, we recommend using $Q_{\text{lim}} = 1.25$ in MOND simulations where the goal is to have a stable disc.

would make the disc very stable and thus unable to easily form a grand-design spiral, which however is very common observationally (Hart et al. 2017). While some cases like the well-known M51 are tidally induced (Dobbs et al. 2010), it seems unlikely that all grand-design spirals are of tidal origin. Their high prevalence is more easily understood as a sign that the least stable wavelength (Equation 55 or 59) is rather long, favouring an enhancement to the effective value of G .

4.2 Bar strength

In the previous section, we assumed that CDM halos (if present) would act to damp perturbations in the disc. This is reasonable because a physical halo is distinct from the disc, unlike a phantom halo which would respond instantaneously to changes in the disc.¹ However, a physical halo would also respond, albeit over a longer timescale. An important characteristic of a real halo is that it can absorb angular momentum from the disc, which is not possible for a phantom halo. Moreover, a physical halo opens up the possibility of resonances with the disc, i.e. that perturbations to the disc affect the halo which then further affects the disc. We therefore discuss if the secular evolution of disc galaxies is more easily understood with a real surrounding halo, or if postulating such a halo would cause effects that are not observed. We begin by describing Λ CDM expectations, then discuss the observations, and finally consider the MOND scenario, focusing in particular on how the observed morphology of M33 might be understood in both paradigms.

Early N -body simulations of self-gravitating Newtonian discs quickly became dominated by bars (Miller & Prendergast 1968; Hockney & Hohl 1969; Hohl 1971). These works suggested an almost unavoidable global instability of a self-gravitating rotating stellar disc. It can be made more stable if it is embedded within a dominant DM halo (Ostriker & Peebles 1973). However, their equation 6 highlights an important deficiency in the analysis – the halo was assumed to provide a time-independent contribution to the potential. It was not treated using live particles. This is sometimes known as a rigid halo model, which can be thought of as including extra halo particles that provide gravity but do not move.

Subsequent simulations with live halos have shown that over long periods, a disc inside a massive halo is still bar unstable due to a resonance between the orbits of stars in the bar and DM particles in the inner halo (Athanasoula 2002). The reduced role of disc self-gravity means that a massive halo can delay the bar instability, but it is even stronger when it does occur, which would still be well within the lifetime of the universe. This runs contrary to the role of a halo in reducing the relative importance of disc self-gravity, which might naively be expected to stabilize the disc (Section 4.1). While this is true on short timescales, discs within a more centrally concentrated halo end up with a stronger bar that is longer and thinner (Athanasoula & Misiriotis 2002).

For a bar to develop, it is necessary for stellar orbits to become significantly non-circular. While the orbits need not

be as elliptical as the bar itself, some ellipticity is needed because otherwise any non-axisymmetric feature would quickly wind up and disappear due to differential rotation of the disc (Lin & Shu 1964). Since elliptical orbits have less angular momentum than a circular orbit for the same apocentre, it is clear that redistribution of angular momentum is important to the bar instability. A critical issue is how much angular momentum can be transferred by the bar, which in turn depends on where it is being transferred to. If the sink is the outer disc where there is relatively little material, the bar is unlikely to remain very strong over an extended period – the outer disc would expand further, making it less tightly coupled to the bar region. But if the sink is a dominant halo, then a very large amount of angular momentum can be transferred out of the inner disc, leading to a rather strong bar (Athanasoula 2003). Therefore, a halo serves to increase the maximum possible amplitude of the bar to very high values, even if it slows down the bar instability.

The halo would typically have a small amount of net rotation in the same sense as the disc, because both would have been spun up by tidal torques from large-scale structure (Doroshkevich 1970; White 1984). A rotating halo further worsens the bar instability because it allows more DM to be on a resonant orbit with the rotating bar (Saha & Naab 2013). Those authors found that a counter-rotating halo could suppress the bar instability, but this would be a rare scenario as tidal torques from large-scale structure would typically spin up the baryonic and DM components in the same sense. This is ultimately just a consequence of the weak equivalence principle or the universality of free fall, which remains valid even in MOND.

The Λ CDM expectation of typically rather strong bars was confirmed by more recent N -body simulations (Sellwood 2016; Berrier & Sellwood 2016). Scattering by giant molecular clouds delays the onset of the bar instability, but is unable to prevent it (Aumer et al. 2016). This suggests that including the gas component would have little impact on the results.

The larger scale cosmological environment could be important, though more computationally demanding to include. This was attempted by Bauer & Widrow (2019) using a technique to insert a disc into a DM-based cosmological simulation (Bauer et al. 2018). Section 5.2 of Bauer & Widrow (2019) describes the setup of their two cosmological disc simulations. Their figure 12 shows a rapid increase in the bar strength once the disc is switched from rigid to live. Bars in cosmologically motivated disc environments are therefore expected to develop in only a few Gyr (Bauer & Widrow 2019), somewhat contrary to what is stated in their abstract.

Since the bar is a self-gravitating instability, a dynamically hotter and thicker disc could suppress the development of a bar. However, any bar in a thicker disc would itself be thicker, making the bar less prone to buckle. This leads to an even longer bar (Klypin et al. 2009). Indeed, their figure 12 shows that the bar in their thick disc model ends up covering the entire disc. It therefore seems clear that if disc galaxies have a substantial amount of CDM in a spheroidal halo, then gravitational interactions with the halo would lead to a quite strong bar on a timescale much shorter than the age of the universe. Differences in the timescale of this instability are less important than what limits the magnitude of the bar,

¹ The response would occur within a few light crossing times.

simply because the universe is many dynamical timescales old.

Turning now to the real Universe, [Masters et al. \(2011\)](#) found that $\approx 30\%$ of disc galaxies have bars based on optical SDSS images ([SDSS Collaboration 2000](#)). The bar fraction doubles in the higher angular resolution Spitzer Survey of Stellar Structure in Galaxies (S^4G ; [Erwin 2018](#)). Their estimated bar fraction of $\approx 60\%$ is in agreement with earlier estimates using near-infrared data ([Eskridge et al. 2000](#); [Sheth et al. 2008](#)). Moreover, [Eskridge et al. \(2000\)](#) found that “strong bars are nearly twice as prevalent in the near-infrared as in the optical.” Similar conclusions were reached by [Erwin \(2018\)](#), who argued that the superior resolution of the Spitzer Space Telescope allowed the detection of shorter bars that might be missed in SDSS images. This may well explain the higher bar fraction in higher resolution images, though the reduced extinction at longer wavelengths might help as well. It is therefore clear that the majority of disc galaxies have a bar, but $\approx 40\%$ are unbarred or have only a very weak bar.

One such weakly barred galaxy is the rather isolated M33 ([Corbelli & Walterbos 2007](#); [Kam et al. 2015](#)). Its rotation curve requires a substantial amount of DM in conventional gravity ([Sanders 1996](#); [Famaey & McGaugh 2012](#); [Kam et al. 2017](#)), as expected in MOND for its surface brightness. However, unavoidable gravitational interactions between the disc and the required dark halo make it very difficult to explain the observed properties of M33 ([Sellwood, Shen & Li 2019](#)). Those authors conducted a detailed investigation into the global stability of M33 in the Λ CDM context, finding that a strong bar develops in only a few Gyr. Their section 3.2 discusses how they obtained similar results when they included gas with thermal or mechanical feedback from the stars. The authors were able to suppress the bar instability by using a rigid halo which provides a fixed potential, corresponding to a halo whose particles do not move. Though unphysical, this demonstrated that the instability is indeed due to the halo (see their section 4.1). A more plausible solution is to reduce the disc mass, but this entailed an unrealistically low M_*/L of only 0.6 (0.23) in the V (K) band ([Conroy 2013](#); [Schombert et al. 2019](#)). Moreover, a lower mass disc would be less maximal and require a larger halo contribution, reducing the least stable wavelength (Equation 55). This caused [Sellwood et al. \(2019\)](#) to conclude in their section 4.2.1 that “all the spiral patterns in our simulation of this low-mass disc were multi-armed”, making it difficult to understand the observed bisymmetric spiral in M33 ([Smith et al. 1984](#); [Elmegreen et al. 1992](#); [Regan & Vogel 1994](#); [Jarrett et al. 2003](#); [Corbelli & Walterbos 2007](#)). It could be made bar stable with a higher velocity dispersion and thicker disc in which $Q = 2$, showing that combining such a hot disc with a dominant DM halo might perhaps give M33 the sought after stability in a Λ CDM context. However, it is difficult to understand how such a dynamically overheated disc is currently forming stars ([Verley et al. 2009](#)). In addition, the simulation does not yield a grand-design spiral because the least stable wavelength is too short. The difficulties reproducing the observed properties of M33 led [Sellwood et al. \(2019\)](#) to conclude that “none of the ideas proposed over the subsequent years can account for the absence of a bar in M33” in the Λ CDM context. Generalizing the implications to other weakly barred galax-

ies, the authors went on to conclude that “it is shocking that we still do not understand how the bar instability is avoided in real galaxies.”

In a MOND context, the enhanced role of disc self-gravity would make the most unstable wavelength longer (Equation 59), helping to address the dominant two-armed spiral. The lack of bar-halo angular momentum exchange would remove the main mechanism causing difficulty for the simulations of [Sellwood et al. \(2019\)](#). However, the enhanced disc self-gravity means that a MOND model of M33 would be much less stable at early times. MOND is therefore unable to suppress the bar instability, potentially leading to a conflict with observations. Consistency would require the bar strength to saturate at a rather low value consistent with observations, or for the bar to become very strong and then get destroyed. This is theoretically possible because if angular momentum can only be redistributed within the disc, then the outer disc might not have enough mass to sustain a very strong bar over a Hubble time. Clearly, numerical simulations are required to address such subtle issues.

The first N -body MOND simulation of an isolated disc was the seminal work of [Brada & Milgrom \(1999\)](#), who used a custom potential solver to advance particles in 2D. This helped to clarify that MOND discs would be more stable than a DM-free Newtonian disc, but less stable than a Newtonian disc in a DM halo adjusted to reproduce the MOND rotation curve. Perhaps the main outcome of the study was that the stability problem of Newtonian self-gravitating discs (e.g. [Hohl 1971](#)) might be solved in MOND, consistent with earlier analytic expectations ([Milgrom 1989](#)). Clearly, a dominant DM halo around galaxies is not the only way to stabilize an embedded disc.

The 3D dynamics of disc galaxies were explored in a series of simulations by [Tiret & Combes \(2007\)](#). These revealed the expected rapid strengthening of the bar due to enhanced disc self-gravity, but the bar then weakened as σ_z increased (see their section 5.1). The same basic picture was obtained when those authors included gas as sticky particles in their simulations, though including dissipation in this way weakened the bar somewhat ([Tiret & Combes 2008](#)).

The stability of M33 was addressed in a recent hydrodynamical MOND simulation ([Banik et al. 2020](#)). MOND is expected to have a significant effect on M33 because its surface density is below the critical MOND threshold (Equation 44) outside the very central region (see their figure 1). The gravity law governing M33 is thus rather different in MOND, with corresponding differences in its total mass (i.e. the lack of a dominant dark halo). Despite very little fine-tuning, figure 12 of [Banik et al. \(2020\)](#) demonstrates that the bar strength has the sought-after behaviour of a sharp rise at early times followed by a decline to a very low strength well within a Hubble time. We show this in our Figure 14, which reproduces their figure 19 in which the EFE from M31 is also approximately included. The bar strength evolved similarly in earlier simulations at lower resolution, which also show a sharp initial rise in the bar strength followed by a more gradual decline ([Tiret & Combes 2007, 2008](#)).

In addition to a realistic bar strength at late times, figure 9 of [Banik et al. \(2020\)](#) demonstrates that their model develops a bisymmetric spiral, which is probably related to the most unstable wavelength being longer in MOND (Equation 55). Interestingly, [Banik et al. \(2020\)](#) also considered

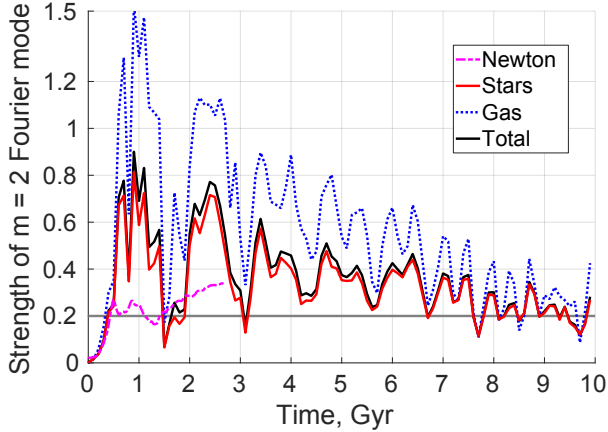


Figure 14. Time evolution of the $m = 2$ azimuthal Fourier mode in a hydrodynamical MOND simulation of M33 (Banik et al. 2020), found from a Fourier decomposition of material at radii of $(0.5 - 3)$ kpc (solid lines). Results are shown for the stars (red), gas (blue), and the total (black). For comparison, the figure also shows a purely stellar N -body simulation (dotted red) and the most realistic CDM simulation of Sellwood et al. (2019) in Newtonian gravity (magenta), which they called their “full mass” model. Notice that the CDM model develops a stronger bar than the observationally estimated strength of 0.2 (Corbelli & Walterbos 2007), shown here as a grey line. The bar is expected to strengthen further with time. In MOND, after a very strong bar instability at early times, the bar ends up being rather weak. Reproduced from figure 19 of Banik et al. (2020) using ApJ author republication rights.

the EFE from M31, finding that it improves the agreement with some observables like the rotation curve in the central 2 kpc (see their figure 13). The more realistic models did not develop a central bulge, with the EFE further suppressing the tendency for material to concentrate towards the centre (see their figure 14). Therefore, the global properties of M33 are reasonably well reproduced in MOND despite the smaller theoretical flexibility it offers.¹ While this by no means proves the MOND model correct, various aspects of M33 like its weak bar argue against the presence of a dominant DM halo (Sellwood et al. 2019).

4.3 Bar fraction

The properties of bars can be considered more generally, at least in the Λ CDM paradigm where the galaxy population can be investigated in the proper cosmological context. A major error with the evolution of bars should be evident in the fraction of galaxies which have a bar, defined in Roshan et al. (2021a) as those galaxies where the strength of the $m = 2$ azimuthal Fourier mode (A_2) in units of the azimuthal average (A_0) is $A_2/A_0 > 0.2$ at the radius where this ratio peaks. The study made use of the cosmological Λ CDM simulation known as Illustris The Next Generation (hereafter TNG; Nelson et al. 2019), an improvement on the earlier Illustris simulation (Vogelsberger et al. 2014). For the comparison, Roshan et al. (2021a) considered TNG100 and

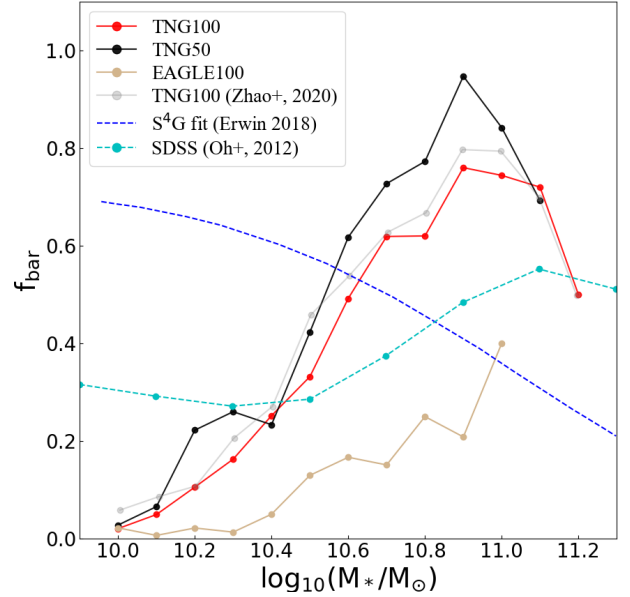


Figure 15. The fraction of disc galaxies with a bar ($A_2/A_0 > 0.2$) in the surveys known as SDSS (dotted cyan curve with points; Oh et al. 2012) and S^4 G (dotted blue curve; Erwin 2018), with the latter having much higher angular resolution due to the use of data from beyond the atmosphere. The bar fractions are similar in the TNG50 simulation (black) and TNG100 (red), with a similar determination for TNG100 by a different team shown in grey (Zhao et al. 2020). The TNG results appear to have converged, though the bar fraction is somewhat higher than in the older EAGLE100 simulation (brown). Reproduced from figure 1 of Roshan et al. (2021b).

TNG50, the highest resolution simulation in the TNG suite. They also considered an earlier simulation called Evolution and Assembly of Galaxies and their Environments (EAGLE; Crain et al. 2015; Schaye et al. 2015), as well as observational results based on SDSS (Oh et al. 2012) and a much more recent study called S^4 G that made use of data from the Spitzer Space Telescope (Erwin 2018). As argued in Section 4.2, S^4 G should provide a much more accurate estimate, especially at the low mass end where shorter bars can be difficult to resolve in SDSS. The bar fractions in different numerical and observational studies are shown in Figure 15, which reproduces figure 1 of Roshan et al. (2021b). It is clear that there is a very significant disagreement between the latest observations and the bar fractions expected in Λ CDM, which is similar between TNG100 and the much higher resolution TNG50 (albeit slightly higher than in EAGLE100).² A similar analysis for TNG100 had previously been conducted by Zhao et al. (2020) and gave similar results (the grey curve).

The bar fraction decreases at high M_* , but in Λ CDM it is expected to rise. This could be due to lower mass galaxies typically having a larger proportion of CDM to baryons, which overstabilizes the disc and prevents bar formation. However, the results of Sellwood et al. (2019) indicate that the DM halo can promote bar growth. Since the disc needs to be quite cold dynamically to form a bar, the low bar fraction at low M_* might instead be related to such discs generally

¹ Videos of their isolated simulations are available here: <https://seafire.unistra.fr/d/843b0b8ba5a648c2bd05/>

² The numbers refer to the approximate side length of the cubic simulation volume, expressed in co-moving Mpc.

being thicker than in reality, i.e. having a greater degree of pressure support. This may be related to the underpredicted fraction of galaxies which are thin discs, possibly due to baryonic feedback effects and heating by DM subhalos (Section 4.5). Lacking subhalo heating, the isolated model of Sellwood et al. (2019) was able to retain a rather thin disc in their M33 simulation, and thus a strong bar.

At the high mass end, the high bar fraction in Λ CDM simulations (Figure 15) might be due to the disc being dynamically colder as subhalo heating and feedback would be less disruptive for a more massive galaxy. A major merger would thicken the disc, but in this case the galaxy might not be considered a disc any more, and thus removed from the sample used to estimate the fraction of disc galaxies with a bar. Massive disc galaxies seem to have too much DM compared to the amount required to maintain consistency with the observed RAR (Marasco et al. 2020), which is the disc galaxy analogue to the similar problem for ellipticals (Figure 6). This makes it possible for the disc to be Toomre stable with a rather low velocity dispersion, and thus able to sustain a strong bar. Resonant bar-halo interactions can then strengthen the bar further (Section 4.2).

The interpretation of Figure 15 is also far from clear in MOND, which did not predict the observed trend. In MOND, we expect that bar properties would differ between galaxies depending mainly on whether their central surface density Σ_0 is below or above the critical threshold Σ_M (Equation 44). But since higher mass galaxies generally have a higher Σ_0 , we interpret Figure 15 as showing a lower bar fraction at high Σ_0 rather than high M_* . It would be useful to plot the observed bar fraction in terms of central surface brightness rather than M_* , but we will assume in what follows that the trend would remain similar. In the study of Banik et al. (2020) on M33, $\Sigma_0 \approx \Sigma_M$ (see their figure 1). The exponential disc galaxy model considered in Roshan et al. (2021a) had $\Sigma_0 = 10 \Sigma_M$, which as discussed in their section 3.3 is intermediate between the values for the MW and M31, thereby representing a much higher mass galaxy than M33. In the lower Σ_0 model representative of M33, the bar strength rises rapidly to ≈ 1 (Figure 14), so there should be a high likelihood of observing a strong bar if we consider the time evolution of a single model as giving similar statistics to a galaxy population observed at the same epoch. But in the higher Σ_0 simulation representative of the major LG galaxies, the peak bar strength is only ≈ 0.3 (see figure 13 of Roshan et al. 2021a). The bar weakens substantially by the end of both simulations to a similar final strength, but there is a significant difference in the peak strength.¹ As a result, we might expect that we are much more likely to observe a bar in a lower Σ_0 galaxy like M33. This is in line with the observed declining trend in the bar fraction as a function of M_* (Figure 15).

As with the Λ CDM case, we assign the different behaviour to differences in the degree of random motion. For a fair comparison, we first need to consider the typical circular

velocity of each galaxy, for which we use Equation 45. The M33 model of Banik et al. (2020) has $M = 6.5 \times 10^9 M_\odot$ ($v_f = 101$ km/s) while the MOND model of Roshan et al. (2021a) has $M = 8.57 \times 10^9 M_\odot$ ($v_f = 108$ km/s), so both models have a similar rotation curve amplitude. The random motions in the initial conditions used by Roshan et al. (2021a) are given in their figure 5. We will focus on the vertical velocity dispersion σ_z , which is shown in the bottom right panel. The central $\sigma_z \approx 30$ km/s, much higher than the ≈ 20 km/s evident in Figure 13 for the M33 model. This figure also shows that σ_z rises by a factor of ≈ 1.6 over the full duration, with the factor being ≈ 2 in the stellar-only model shown in figure 6 of Banik et al. (2020). The disc heating in the model of Roshan et al. (2021a) is shown in their figure 26 in terms of the disc thickness h . We expect that σ_z^2 is proportional to the product of h and the vertical gravity. Assuming a thin disc, the vertical gravity remains similar as we move up from the disc plane, so $\sigma_z \propto \sqrt{h}$. In reality, we expect a slightly steeper scaling because at large radii, the vertical gravity is not related to the local surface density but instead arises from the change in angle towards the central regions of the galaxy, i.e. we can estimate the result by considering the galaxy to be a point mass. In this regime, the vertical gravity $\propto h$, so we expect $\sigma_z \propto h$. But since the disc thickness shown in figure 26 of Roshan et al. (2021a) is not measured that far out, it should be more accurate to use $\sigma_z \propto \sqrt{h}$, which will give a conservative estimate of the rise in σ_z during the simulation. Since this figure shows h rising $\approx 4\times$, we can safely say that σ_z doubles. This is a similar rate of disc heating to the M33 model of Banik et al. (2020), if not even higher. As a result, the initially dynamically hotter disc in Roshan et al. (2021a) remains dynamically hotter by the end, which is also apparent from comparing the edge-on projections. The higher Σ_0 in their model requires it to be dynamically hotter to remain Toomre stable, as can be understood analytically (Banik et al. 2018b). We would thus expect that in MOND, higher surface density galaxies would be less likely to have a detectable bar due to being dynamically hotter. This is borne out by comparison of the bar strength evolution between figure 13 of Roshan et al. (2021a) and the lower Σ_0 model shown in our Figure 14.

At this stage, it is far from certain that MOND can solve the very significant failure of Λ CDM with respect to the fraction of disc galaxies that have a bar (Figure 15). Existing results suggest that MOND should give the right declining trend with M_* , even though the simulation of Banik et al. (2020) was motivated by a desire to obtain a weak bar resembling M33, while the work of Roshan et al. (2021a) considered only one model and was targeted at the pattern speed of the bar rather than its strength. Though these results are encouraging, further MOND simulations are needed covering a wider range of galaxy properties. Eventually, cosmological simulations will also be necessary to handle issues like the EFE and interactions between galaxies, and more generally to put galaxies in their proper cosmological context (Section 9).

4.4 Bar pattern speed

Another crucial property of a galactic bar is its pattern speed Ω_p , the angular frequency at which the bar rotates

¹ For a comparison with the purely stellar simulations in Roshan et al. (2021a), it is best to consider the stellar-only model of M33 shown in figure 10 of Banik et al. (2020), which gives an even stronger bar that is still well above the typically used 0.2 threshold by the end of the simulation.

almost as a solid body. Since galaxies come in a wide range of mass, size, and rotation speed, they have a huge range of characteristic angular frequency. It is therefore necessary to normalize Ω_p in some way to arrive at a dimensionless quantity. For this, we follow [Elmegreen \(1996\)](#) in using the parameter

$$\mathcal{R} \equiv \frac{R_c}{R_b}, \quad (60)$$

where R_b is the semi-major axis of the bar and R_c is its corotation radius, the radius where Ω_p is also the angular velocity v_c/r of a star on a circular orbit in the galactic potential. Bars are said to be fast if $\mathcal{R} = 1.0 - 1.4$ ([Binney & Tremaine 2008](#)), while bars with $\mathcal{R} > 1.4$ are said to be slow as $\Omega_p < v_c/r$ at the end of the bar. Theoretically, an ultrafast bar ($\mathcal{R} < 1$) should be unstable, so bars should not extend beyond their corotation radius ([Contopoulos & Papayannopoulos 1980](#); [Contopoulos 1981](#); [Contopoulos & Grosbøl 1989](#)).

A bar rotating through a CDM halo is expected to experience dynamical friction for much the same reason as any other massive moving object ([Sellwood 1980](#)). Their figure 11 shows that the disc rapidly starts losing angular momentum to the halo as soon as the bar forms, though substantial bar slowdown was prevented by this pioneering simulation having a limited duration of 1.2 Gyr. Rapid slowdown of the bar was demonstrated in the work of [Weinberg \(1985\)](#) and confirmed in later studies ([Debattista & Sellwood 1998, 2000](#); [Holley-Bockelmann et al. 2005](#); [Klypin et al. 2009](#)). However, not all such simulations give slow bars (e.g. [Athanasoulas 2003](#); [Athanasoulas et al. 2013](#)). For a review of isolated CDM-based models of bar evolution in disc galaxies, we refer the reader to section 5.4.1 of [Roshan et al. \(2021a\)](#), which also considers possible reasons for the different results. One of the most crucial factors they identified was whether the halo parameters are “truly what one expects in the Λ CDM paradigm”, or if they are unrealistic due to e.g. a small truncation radius for the CDM halo.

These uncertainties can be reduced by considering a large galaxy population drawn from a high-resolution cosmological hydrodynamical simulation of the Λ CDM paradigm. Before turning to this, we discuss the results of isolated galaxy simulations conducted by [Roshan et al. \(2021a\)](#) which give a deeper insight into the problem. If Λ CDM is correct, the halo parameters must reproduce the RAR (Figure 3), leaving little wiggle room. Importantly, [Roshan et al. \(2021a\)](#) also considered several other modified gravity theories (summarized in their section 2). The evolution of Ω_p in these models is shown in our Figure 16, which reproduces their figure 17. Two models were considered in Newtonian gravity: a self-consistent live Plummer halo (LPH) model and a model with a rigid Hernquist halo (RHH) that provides no dynamical friction, achieved by treating the halo as providing a fixed extra contribution to the potential. In both cases, the halo parameters were chosen to reproduce the RAR in an exponential disc galaxy with $\Sigma_0 = 10 \Sigma_M$, intermediate between the MW and M31 values (see their section 3.3). The unphysical RHH model illustrates how suppressing dynamical friction from the halo allows the bar to maintain a nearly constant Ω_p , whereas the bar in the LPH model decelerates significantly, as is particularly apparent in the extra 2 Gyr covered by the inset to Figure 16. All

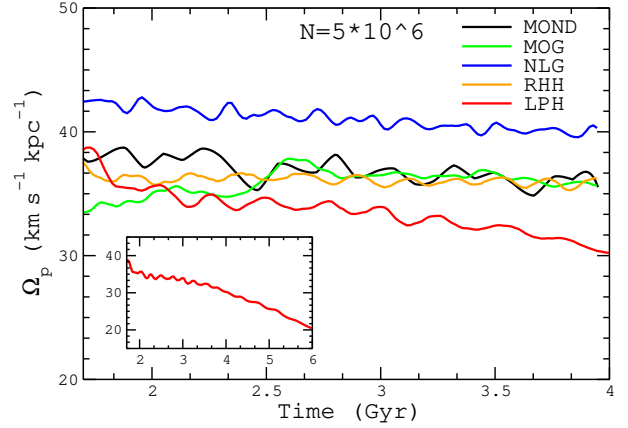


Figure 16. Time evolution of the bar pattern speed Ω_p in the modified gravity theories MOND (black), MOG (green), and non-local gravity (NLG; blue). Two Newtonian models are shown in which the CDM halo is either included self-consistently (red) or as a fixed extra contribution to the potential (orange), which can be thought of as the halo containing rigid particles that provide but do not respond to the gravity. This unphysical model yields a nearly constant Ω_p , as do the modified gravity theories. The bar decelerates significantly in the realistic CDM model, as shown also in the inset which evolves it for longer. Reproduced from figure 17 of [Roshan et al. \(2021a\)](#).

the considered modified gravity theories maintain a nearly constant Ω_p .

These differences in the evolution of Ω_p translate directly into differences in the distribution of \mathcal{R} . This is because the rotation curves shown in figure 4 of [Roshan et al. \(2021a\)](#) rise almost linearly with radius in the central region, so a small decrease in Ω_p translates into a significant rise in R_c and thus also in \mathcal{R} (Equation 60). To build up its statistics, those authors treated the same galaxy viewed at different times as representative of a population of galaxies viewed at the same time in the theory under consideration. The distribution of \mathcal{R} was then analysed in log-space to yield a mean value and intrinsic dispersion. For comparison, the study also considered different observational studies and \mathcal{R} parameter determinations for barred galaxies in the EAGLE100 simulation, as summarized in their table 2. We show the results in our Figure 17, which reproduces figure 20 of [Roshan et al. \(2021a\)](#). The modified gravity theories yield $\mathcal{R} \approx 1$ with little intrinsic dispersion, quite similar to the observations. In contrast, the decelerating bar in the LPH model has a rather high \mathcal{R} , which rises further as the simulation is evolved. This is because of angular momentum exchange between the bar and halo, as demonstrated directly in figure 12 of [Roshan et al. \(2021a\)](#) by considering how the angular momentum of each evolves over time. An important aspect of the results is the distribution of \mathcal{R} in EAGLE100 galaxies. This also shows a rising trend with time, and at $z = 0$ is strongly inconsistent with observations at 7.96σ confidence.

Given the high significance of this falsification, we briefly describe how \mathcal{R} is determined observationally. Available observational determinations of the \mathcal{R} parameter were compiled in the study of [Cuomo et al. \(2020\)](#), which also contains a good review of how observers determine the bar

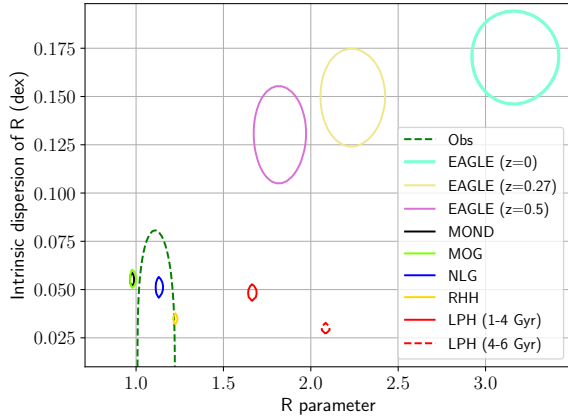


Figure 17. Posterior inference on the mean value of the \mathcal{R} parameter (Equation 60) and its intrinsic dispersion based on considering different snapshots of the simulations shown in Figure 16, with the same colour used for the same model. The 1σ confidence region is shown in all cases. The dotted red contour shows the extended evolution of the CDM model in a live halo, whose shift to higher \mathcal{R} is directly linked with the bar deceleration evident in the inset to Figure 16. The dotted green contour shows the observational estimate for the barred disc galaxy population. While this cannot be directly compared to the above-mentioned models, it can be compared to the galaxy population in the EAGLE100 cosmological hydrodynamical simulation of Λ CDM, results of which are shown at redshift 0.5 (purple), 0.27 (yellow), and 0 (thick cyan) based on \mathcal{R} determinations by an independent team (Algorry et al. 2017). Here also the mean \mathcal{R} rises with time, and at $z = 0$ is in 7.96σ tension with local observations. Reproduced from figure 20 of Roshan et al. (2021a).

length and corotation radius. We therefore summarize only the main points below.

Since the rotation curve is generally well known in comparison to the other parameters, obtaining R_c is mainly a question of reliably determining Ω_p . This is easy from a movie of a galaxy, but remarkably is also possible using a single snapshot with the model-independent Tremaine-Weinberg (TW) method (Tremaine & Weinberg 1984). The basic idea is to determine the so-called kinematic and photometric integrals, defined as the luminosity-weighted average LOS velocity V_{LOS} and position X parallel to the major axis of the particles/stars, respectively.

$$\langle V \rangle \equiv \frac{\int V_{\text{LOS}} \Sigma dX}{\int \Sigma dX}, \quad (61)$$

$$\langle X \rangle \equiv \frac{\int X \Sigma dX}{\int \Sigma dX}, \quad (62)$$

with Σ being the surface density of the tracer in arbitrary units. The integrals have to be measured along apertures (or pseudo-slits) parallel to the line of nodes between the disc and sky planes, between which the inclination angle is i . The units of Σ are not relevant, reducing sensitivity to the assumed M_*/L . The pattern speed is calculated from the kinematic and photometric integrals as

$$\Omega_p \sin i = \frac{\langle V \rangle}{\langle X \rangle}. \quad (63)$$

The bar length R_b can be obtained in a few different

ways from a photograph. The main methods are isophotal ellipse fitting and Fourier analysis. In the former, isophotes are drawn joining points of constant surface brightness, with the bar length defined as the semi-major axis of the isophote having the highest ellipticity (Aguerri et al. 2009). In the latter, the azimuthal surface brightness profile is decomposed into Fourier modes, which are then used to estimate the ratio I of surface brightness in the bar direction and at right angles. I usually rises rapidly to a maximum before declining to a low value in the outskirts. Typically the idea is to find the mean between the minimum and maximum I , and then find the corresponding radius within the disc at which I has this value, with the highest determination used in case of multiple solutions (Aguerri et al. 2000).

To check if the EAGLE100-based falsification of Λ CDM persists with more recent higher resolution simulations, Roshan et al. (2021b) analysed all $z = 0$ disc galaxies in EAGLE50, EAGLE100, TNG50, and TNG100 using the TW method, thereby allowing a direct comparison with measurements of \mathcal{R} in real galaxies. Their figure 2 illustrates the steps involved in determining R_b and Ω_p for a single simulated galaxy with identifier number 229935 in TNG50. The reliability of the TW method is confirmed in their figure 3, which considers a simulated galaxy with known Ω_p from time-resolved data. With Ω_p in hand, it is not difficult to find R_c , as illustrated in their figure 4. On the observational side, 42 galaxies were used which passed all the quality cuts to be included in the final statistical analysis. The highest resolution simulation considered in the study was TNG50, from which 209 galaxies were usable. EAGLE100 had fewer usable galaxies, while TNG100 had more (see their table 2). EAGLE50 had only 5 usable galaxies, so we do not discuss it further given also that it has the same resolution as EAGLE100.

The final result of Roshan et al. (2021b) is their figure 8, reproduced here as our Figure 18. The different Λ CDM simulations all give consistent results, but the region they converge on is strongly excluded observationally. For TNG50, the tension is 12.62σ based on 209 galaxies. Due to the larger sample size of 745, TNG100 yields a slightly higher tension of 13.56σ , while the 70 EAGLE100 galaxies used in the final analysis yield a slightly smaller tension of 9.69σ . The authors also used a different method to obtain the rotation curve that should capture the maximum possible uncertainty in it (see their section 3.10), but this only reduced the significance levels by $\approx 1.5\sigma$ (see their table 5). Given also the similarity in bar fraction between TNG100 and the higher resolution TNG50 (Figure 15), there is compelling evidence that the latest highest-resolution cosmological Λ CDM simulations have converged with respect to the \mathcal{R} parameter distribution in barred disc galaxies, thereby falsifying Λ CDM at overwhelming significance when confronted with the observational compilation in Cuomo et al. (2020).

This argument is statistical in nature, leaving plenty of room for *some* galaxies to have fast bars in Λ CDM. Indeed, many such cases are evident in figures 5 and 6 of Roshan et al. (2021b). It is therefore not completely surprising that some studies found fast bars in the Λ CDM paradigm (e.g. Fragkoudi et al. 2021). Those authors used 16 barred galaxies from the 30 Auriga zoom-in galaxy simulations (Grand et al. 2017), finding a mean \mathcal{R} close to 1. Possible reasons for this result were discussed in section 6 of Roshan et al.

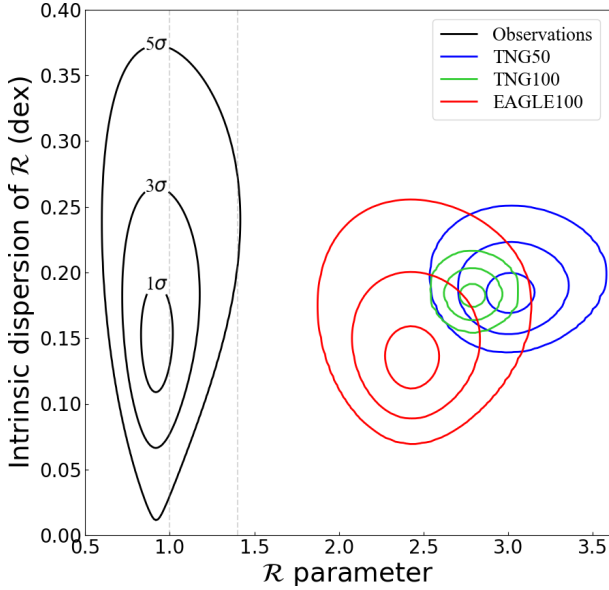


Figure 18. Posterior inference on the mean \mathcal{R} and its intrinsic dispersion for the low redshift galaxy population according to observations (black; Cuomo et al. 2020) and the Λ CDM cosmological simulations EAGLE100 (red), TNG100 (green), and TNG50 (blue). In all cases, the 1σ , 3σ , and 5σ confidence regions are shown. Notice the consistency between the different Λ CDM simulations, whose differently sized error ellipses are correlated with differences in the sample size. Reproduced from figure 8 of Roshan et al. (2021b).

(2021b), whose main points we review here. Since a much larger sample of galaxies is available from TNG50, the main advantage of a zoom-in simulation would be if it reached a higher resolution. In this regard, Fragkoudi et al. (2021) checked if resolution effects were responsible for their surprising result, but concluded in their section 3 that “resolution is likely not the main culprit for the high \mathcal{R} values found in previous simulations, such as EAGLE and Illustris.” Note TNG50 is not mentioned because their work pre-dates the publication of Roshan et al. (2021b), but the resolution in TNG50 is almost as good as in the lower resolution simulations of Fragkoudi et al. (2021), which reveal no major difference with the higher resolution runs. Instead of resolution, the typically fast bars reported by Fragkoudi et al. (2021) are almost certainly related to the sample selection. Indeed, those authors mention that the galaxies they study are not on the abundance matching relation expected in Λ CDM, even though the full simulation volume usually is because the adjustable parameters are calibrated partly to ensure this is so.

More generally, it is unclear how Fragkoudi et al. (2021) selected their sample, and whether this introduced biases. For example, requiring a strong bar may mean that the galaxy necessarily had an interaction in the not too distant past. If so, there would be less time for the bar to slow down via dynamical friction against the halo, thus closing the gap with observations in a fake way (Figure 17). Moreover, it is possible that strongly barred galaxies make some aspects of the TW analysis less robust, with the analysis perhaps giving an incorrectly long bar that leads to an underestimated \mathcal{R} (Cuomo et al. 2021). Those authors showed how

observed galaxies with apparently ultrafast bars can largely be attributed to complications with the TW analysis for galaxies with fast bars if they also have e.g. an inner ring and/or strong spiral arms, artificially raising the estimated bar length. It is easy to imagine that this also occurs in some simulated galaxies, where it is known that bar-spiral arm alignment can lead to an erroneously low measurement of \mathcal{R} (Hilmi et al. 2020). Selecting strongly barred galaxies might have inadvertently selected galaxies where just such issues arise, perhaps because a bar aligned with the spiral arm would also lead to an overestimated bar strength, raising the likelihood that the galaxy passes the criteria in appendix A of Fragkoudi et al. (2021). It is also possible that the original Auriga sample was itself not representative of the full EAGLE100 disc galaxy population, whose \mathcal{R} parameter distribution is in 9.69σ tension with observations (Figure 18). Other zoom-in simulations of Λ CDM galaxies also yield a significant fraction of slow bars (e.g. Zana et al. 2018, 2019), which seems inevitable given the predicted dynamical friction against the halo. A resimulation of a typical TNG50 disc galaxy with a slow bar might help to clarify this, though the resolution is already sufficient according to Fragkoudi et al. (2021). Removing DM from the central region through e.g. enhanced feedback might reduce dynamical friction on the bar, but this would make it difficult to satisfy the RAR, especially for lower mass galaxies. Indeed, their study does not go down to as low a mass as the observational compilation of Cuomo et al. (2020).

The failure of Λ CDM with respect to bar pattern speeds could be rectified by assuming the DM consists of low mass particles like axions with a long de Broglie wavelength, suppressing dynamical friction on kpc scales (for a review, see e.g. Lee 2018). However, a significant reduction in the density fluctuations on this scale would make it difficult to form dwarf galaxies in sufficient numbers (see section 6 of Roshan et al. 2021b). It is also necessary to solve other serious problems with Λ CDM discussed elsewhere in this review, many of which are on much larger scales where the above models would lead to much the same behaviour as Λ CDM (see in particular Sections 7 and 8). We therefore argue that it is untenable to solve the many problems faced by Λ CDM merely by making a small adjustment to the properties of DM on kpc scales. Indeed, this is unlikely to be a viable solution even if we only consider evidence on this scale (Rogers & Peiris 2021).

4.5 Survival of thin disc galaxies

The continued survival of thin disc galaxies provided an important motivation for the hypothesis of CDM halos around galaxies (Hohl 1971; Ostriker & Peebles 1973). We have seen that N -body or hydrodynamical simulations with live halos struggle to provide the required stability over a Hubble time, and also lead to slow bars that strongly contradict the observation that most galaxy bars are fast ($\mathcal{R} = 1 - 1.4$). Indeed, “all the selected bars analysed so far are compatible with this fast regime at the 95% confidence level” (Cuomo et al. 2020). Another issue is that CDM halos would cause galaxies to have a large collision cross-section, making mergers quite common due to dynamical friction between overlapping halos (Privon et al. 2013). Minor mergers with the predicted dark satellites would also be common. As a result, we might

expect that relatively fragile thin disc galaxies would be rather rare. Even if gas was accreted after a major merger and subsequently reformed a thin disc, there should still be a central bulge.

Therefore, the high prevalence of bulgeless thin disc galaxies appears difficult to explain (Kautsch et al. 2006; Graham & Worley 2008). Locally, only 4/19 large galaxies ($v_c > 150$ km/s) are ellipticals or contain a significant classical bulge (Kormendy et al. 2010). Moreover, galaxy interactions would eject stars into the halo, but the very low stellar halo mass of M94 (Smercina et al. 2018) and M101 (van Dokkum et al. 2014) argues against the idea. Similar results have been obtained around NGC 1042 and NGC 3351 (Merritt et al. 2016). Even these low mass halos might not have been accreted. If they formed in situ by ejection of stars from near the galaxy centre, then one possible way to confirm this is a steep radial metallicity gradient (Elias et al. 2018).

A related problem is that if thin discs form in Λ CDM, they would typically have a significant fraction of material on orbits that deviate substantially from circular motion, e.g. in a pressure-supported bulge (Peebles 2020). In his own words, “there is reasonably persuasive evidence that simulations of galaxy formation based on the Λ CDM theory with Gaussian initial conditions produce unacceptably large fractions of stars in hot distributions of orbits.” Importantly, the fact that this conclusion is based on many different simulations “suggests this is characteristic of Λ CDM in a considerable range of ways to treat the complexity” of subgrid baryonic physics processes.

Lower mass halos would be more common in Λ CDM, especially due to the implied presence of many purely DM halos with a negligible amount of baryons (e.g. Kim et al. 2018). Consequently, we expect there to have been many more minor mergers than major mergers. Even minor mergers could be quite disruptive, so it seems very difficult to avoid substantial dynamical heating of thin galactic discs. One possibility is that if the perturber is gas-rich, it is more likely for the remnant to contain a dominant thin disc (Hopkins et al. 2009). To check if the proportion of thin disc galaxies is correct in Λ CDM, it is necessary to compare a large cosmological hydrodynamical simulation with observations, as is currently being done (M. Haslbauer et al., submitted to ApJ).

Since MOND reduces to Newtonian dynamics at high surface density and acceleration, MOND cannot explain the continued survival of thin disc galaxies with a surface density much above the MOND threshold $\Sigma_M = 137 M_\odot/\text{pc}^2$ (Equation 44). Such a galaxy would behave like a self-gravitating Newtonian disc, which is known to be unstable (Hohl 1971). Fortunately for MOND, disc galaxies do not have central surface densities very far above Σ_M , which was observationally first noticed as a very narrow concentration in the distribution of surface brightness (Freeman 1970; van der Kruit 1987). This ‘Freeman limit’ is almost certainly caused by selection effects (Disney 1976), since it later became clear that many galaxies exist with a much lower surface brightness (McGaugh et al. 1995). Even so, the upper limit appears to be real (McGaugh 1996; Zavala et al. 2003; Fathi 2010), and is not easily assigned to a selection effect. We illustrate this in Figure 19, which reproduces figure 5 of McGaugh (1996). The sharp break evident at

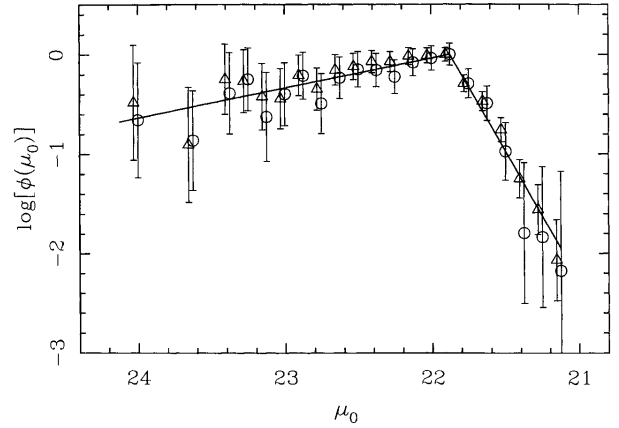


Figure 19. The number density of galaxies as a function of central surface brightness in B magnitudes per square arcsecond, with error bars showing the Poisson noise. The solid lines show a broken power-law fit, with a sharp break clearly evident at a luminosity close to $100 L_\odot/\text{pc}^2$, the significance of which is discussed in the text. Reproduced from figure 5 of McGaugh (1996).

$\approx 22 B$ magnitudes per square arcsecond corresponds to $100 L_\odot/\text{pc}^2$ (Willmer 2018). Assuming $M_*/L_B \approx 1$, this implies a transition in the behaviour of galaxies at a critical surface density of $\approx 100 M_\odot/\text{pc}^2$, which is very similar to the predicted stability threshold in MOND. Note that disc galaxies somewhat above this threshold Σ can still be stable in MOND, as demonstrated in Roshan et al. (2021a) who considered a case where the central $\Sigma = 10 \Sigma_M$. This is partly because the dynamical stability of a galaxy would depend on the average surface density within e.g. the central scale length. For a typical exponential profile, this average surface density is smaller than the central value by a factor of $2(1 - 2/e) \approx 0.5$. In a MOND context, we therefore do not expect a complete lack of high surface brightness galaxies, but we do expect that galaxies with a central $\Sigma \gg \Sigma_M$ are much more likely to have become unstable at some point, and thus to contribute little towards the overall disc galaxy population.

In principle, MOND should also explain the formation of disc galaxies out of collapsing gas clouds. This was investigated for the first time by Wittenburg et al. (2020), leading to an exponential surface density profile after 10 Gyr of evolution (Wittenburg et al. 2020). However, the work was not done in a cosmological context. Hydrodynamical cosmological MOND simulations are currently underway (N. Wittenburg et al., in preparation) based on the cosmological paradigm discussed in Section 9.2. Gas accretion in a cosmological context is expected to yield different results compared to starting with all the gas in a rotating spherical cloud. Prior MOND simulations indicate that gas-rich clumpy galaxies in the early universe do not secularly form bulges from the coalescence of clumps (Combes 2014b), helping to explain the high fraction of discs with little to no bulge (Kormendy et al. 2010). Hydrodynamical MOND simulations of M33 were also able to avoid the formation of a significant central bulge (Banik et al. 2020).

In summary, MOND appears more consistent with the high prevalence of thin disc galaxies due to a reduced rate of mergers and the lack of bar-halo resonances that can cause

a strong bar at late times (Section 4.2). Λ CDM appears to get incorrect the fraction of galaxies that are thin discs, the fraction of these discs that have bars (Figure 15), and the pattern speeds of the bars which do form (Figure 18). The number of spiral arms is also less than predicted (Section 4.1), indicative of an incorrect dispersion relation for perturbations to the disc. Since the rotation curve and velocity dispersion are measurable, the issue is almost certainly with the self-gravity term. Therefore, Λ CDM does not correctly address gravitational dynamics in galaxies.

5 INTERACTING GALAXIES AND SATELLITE PLANES

We can learn a great deal about the properties of particles by colliding them at high energy. Similarly deep insights might be gained by studying interactions between galaxies. In this section, we consider what such studies reveal about the likely composition of galaxies and the gravity law that governs them. As observations improve, an important test using interacting galaxies may become possible (Section 11.2).

5.1 Tidal stability

One of the most common types of galaxy interaction is when a primary galaxy with mass M_p tidally disturbs an orbiting dwarf companion with mass $M_c \ll M_p$. Tidal stability considerations imply a maximum companion size or tidal radius r_t at fixed M_c and distance R from the host. The basic principle is that the dwarf self-gravity should be comparable to the difference in host gravity across the spatial extent of the dwarf. If we suppose the host exerts gravity g_e on the dwarf, then the approximate Newtonian condition for the maximum allowed dwarf size r_t is

$$\frac{\overbrace{GM_c}^{g_{N,i}}}{r_t^2} \approx g'_e r_t, \quad (64)$$

where $'$ is used to denote a radial derivative. Notice that the host properties and the host-centric distance are relevant only insofar as they affect the tidal stress g'_e on the dwarf.

The basic idea is the same in MOND. Since the *difference* in host gravity across the dwarf is comparable to its self-gravity g_i at the tidal radius, it is clear that the host gravity must be much stronger than g_i . This means that at the tidal radius of a dwarf, its internal dynamics are necessarily EFE-dominated. Consequently, we can use Equation 34 to estimate g_i . Neglecting factors of order unity such as the angular dependence, we have that

$$g_i \approx \frac{GM_c a_0 \nu_e}{r_t^2}, \quad (65)$$

where ν_e is the value of ν at the location of the dwarf due to the host gravity alone. For a point-like host and assuming the deep-MOND limit,

$$\nu_e = \sqrt{\frac{a_0}{g_{N,e}}} = R \sqrt{\frac{a_0}{GM_p}}. \quad (66)$$

In this configuration, the tidal stress is $g'_e = \sqrt{GM_p a_0}/R^2$

and so the tidal radius of the dwarf is

$$r_t \approx R \left(\frac{M_c}{M_p} \right)^{\frac{1}{3}}. \quad (67)$$

Including the factors of order unity that we have neglected so far, Zhao (2005) derived the following more accurate estimate (see his equation 12):

$$\frac{r_t}{R} = \overbrace{0.374}^{2^{1/6}/3} \left(\frac{M_c}{M_p} \right)^{\frac{1}{3}}. \quad (68)$$

Zhao & Tian (2006) derived a generalization of this in their equation 27 under the approximation that g_e follows a power-law in R . This leads to additional corrections of order unity to account for the fact that in general, the host gravity does not follow an inverse distance law because it is an extended source not fully in the deep-MOND regime. It is possible to write their result in terms of g_e and g'_e , the only aspects of the host potential which affect the internal dynamics of the dwarf. Notice that both g_e and g'_e are relevant in MOND due to the EFE, while only g'_e is relevant in Newtonian gravity because it satisfies the strong equivalence principle.

In MOND, the tidal radius r_t of a dwarf can be calculated without reference to its internal dynamics or its actual radius r_h . For a virial analysis (e.g. Equation 48) to be valid in any theory, it is necessary that $r_h \ll r_t$. McGaugh & Wolf (2010) showed in their figure 6 that many dwarf spheroidal satellites of the MW would not satisfy this condition in MOND, which may well explain why they deviate from the BTFR (Equation 45) and more generally do not follow MOND expectations for objects in dynamical equilibrium. Indeed, there is a fairly tight correlation between the extent to which the dwarfs deviate from MOND equilibrium expectations and their sky-projected ellipticity (see their figure 3). Such a correlation would have to be a coincidence in the Λ CDM framework because the analysed dwarfs should all have $r_h \lesssim 0.1 r_t$, so tidal effects would be negligible and the elliptical images should have a different cause. It would be helpful to distinguish these scenarios by identifying or ruling out clearer signatures of tidal disruption.

An important consistency check on the MOND scenario is that none of the dwarfs analysed by McGaugh & Wolf (2010) have $r_h \gg r_t$, as shown in their figure 6. Interestingly, this shows that the distribution of r_h/r_t marginally reaches 1 in MOND. This could be an indication that dwarf galaxies formed around the MW with a range of sizes and Galactocentric radii, but dwarfs which were tidally unstable are no longer detectable. The fact that the distribution of r_h/r_t has an upper limit of 1 in the MOND context would need to be a complete coincidence in the Λ CDM context because the upper limit lies at 0.1 instead, which would have to be understood in some other way.

Tides are expected to be important in cases other than the MW, for instance in the Fornax cluster 20 Mpc away (Jordán et al. 2007). The dwarfs in this cluster have been surveyed quite deeply as part of the Fornax Deep Survey (FDS; Venhola et al. 2018). When the dwarfs are plotted in the space of surface brightness and projected separation from the cluster centre, a clear tidal edge is apparent (Figure 20). The location of this tidal edge could be a good way to understand how much self-gravity the dwarfs have, which is

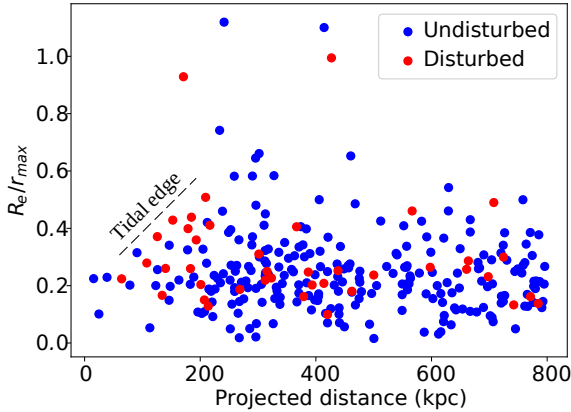


Figure 20. Data on dwarf galaxies in the Fornax cluster (Venhola et al. 2018). The x -axis shows the sky-projected separation from the cluster centre. The y -axis shows the ratio between the optical effective radius R_e and the maximum radius r_{\max} that the dwarf could have given its stellar mass to still remain detectable above the survey sensitivity. The colour of each point indicates whether the dwarf appears disturbed (red) or undisturbed (blue) in a manual visual classification by Aku Venhola prior to any detailed population analysis. There is a clear lack of dwarfs above the diagonal line marked on the figure as a tidal edge. Notice that dwarfs just below this edge are much more likely to appear disturbed. Low surface brightness dwarfs are missing close to the cluster centre, but are clearly detectable in the survey as the figure shows many such dwarfs further out. The predicted location of the tidal edge is expected to differ between theories, so comparison with the observed location should be a promising way to distinguish them. Credit: Elena Ascencio.

expected to differ substantially depending on the gravity law and whether dwarf galaxies have their own CDM halos. The FDS could thus provide a promising way to test Λ CDM and MOND based on their ability to reproduce this feature and other aspects of the Fornax dwarf population. Preliminary results suggest a significant problem for Λ CDM because the dwarfs should be immune to tides, but this issue seems to be resolved in MOND where they would be much more easily disrupted.¹ A similar analysis might also be possible in the Coma cluster (Chilingarian et al. 2019; Freundlich et al. 2022). In both cases, the results would be sensitive to the additional physics required to reconcile MOND with galaxy cluster observations, be this sterile neutrinos or something else. While the discrepancy between the observed gravity and the MOND gravity of the baryons alone is larger in Coma, it is also apparent in Fornax (Samurović 2016b).

The higher tidal susceptibility of dwarfs in MOND is due to the EFE and the lack of protective CDM halos. As a result, dwarfs which should be suitable for an equilibrium analysis in Λ CDM might not be amenable to this in MOND. This fact was not fully appreciated in the MOND virial analysis of Fattahi et al. (2018), leading to the erroneous conclusion that MOND faces a “possibly insurmountable challenge” explaining the high observed σ_i in some cases. While they considered the EFE, they did not consider whether tides invalidated the assumption of equilibrium, even though tides

were extensively discussed in the Λ CDM part of their work. In principle, it is much simpler to estimate the tidal susceptibility of a galaxy in MOND because the purely baryonic nature of galaxies makes it much easier to estimate their mass. Only dwarfs with a low tidal susceptibility in MOND are suitable for analysis with Equation 48 or its generalization in Figure 4. More generally, this can be inaccurate if the internal crossing time within a dwarf becomes comparable to its orbital period around its host (Brada & Milgrom 2000b; McGaugh & Wolf 2010). This is especially true for an eccentric orbit because if the EFE changes sufficiently quickly, it is difficult for the dwarf to adjust, leading to a memory effect lasting a few internal crossing times (Wu & Kroupa 2013). However, our results indicate that this is only a major issue if the dwarf r_h exceeds the MOND tidal radius (Zhao 2005; Zhao & Tian 2006). This is supported by the very small memory effect experienced by DF2 as it orbits NGC 1052 in the simulation results shown in Figure 5.

5.2 Tidal streams and EFE-induced asymmetry

If a dwarf satellite galaxy has $r_h > r_t$, we expect it to undergo tidal disruption. By this, we mean that stars would escape through the inner or outer Lagrange point and enter an independent host-centric orbit little affected by the disrupting dwarf. This would lead to a tidal stream which might be detectable for a long time, possibly even outliving the satellite itself. The shape and kinematics of the tidal stream can be used to set constraints on the host potential, especially if a gravitationally bound remnant is still recognisable and its kinematics can be measured. Due to the faintness of tidal features and the importance of observing them in detail to obtain possibly fundamental insights about gravity, we will focus on tidal streams around the MW. However, it is sometimes possible to conduct meaningful analyses of tidal streams around other galaxies (e.g. around M31; Fardal et al. 2013).

One of the best-studied and most prominent Galactic tidal streams is that of the Sagittarius dwarf satellite, which goes out far beyond the Galactic disc (Ibata et al. 2001). Using N -body models in a Λ CDM context to constrain the shape of the Galactic potential, they found that the MW halo needs to be quite round, with an aspect ratio > 0.7 . This was a priori not expected, as mentioned in their abstract. Another argument for a near-spherical halo is the observed bifurcation of the Sagittarius tidal stream (Fellhauer et al. 2006), which suggests that its orbital pole has precessed very little. As orbital pole precession is generically expected in a non-spherical halo, they argued for a nearly spherical halo.

Since there is no direct evidence for the DM halo of the MW, it is possible to choose a near-spherical halo consistent with the Sagittarius tidal stream. This would make for a similar halo to the phantom halo in MOND, which would be almost spherical at distances exceeding a few disc scale lengths (Lüghausen et al. 2015).² Consequently, it is difficult

² At distances of several hundred kpc, the EFE from other galaxies becomes relevant and causes the potential to become flattened in a well-defined manner (Section 2.4; see also Oria et al. 2021).

¹ <https://darkmattercrisis.wordpress.com/2021/08/02/>

to distinguish between Λ CDM and MOND using the Sagittarius tidal stream (Read & Moore 2005). Even so, tidal streams provide an important test of the much less flexible MOND scenario. Moreover, other constraints can be used to check whether the DM halo properties required to fit the Sagittarius tidal stream are reasonable in a Λ CDM context.

The benchmark Λ CDM model of the Sagittarius tidal stream (Law & Majewski 2010) involves a triaxial DM halo whose intermediate axis aligns with the disc. The failure to reproduce the observed stream bifurcation might indicate that the Sagittarius dwarf was originally rotating (Peñarrubia et al. 2010), and indeed rotation has been detected in its present-day remnant (del Pino et al. 2021). Even so, the intermediate axis configuration proposed by Law & Majewski (2010) appears to be unstable (Debattista et al. 2013) and is not consistent with the tidal stream of the globular cluster Palomar 5 (Pearson et al. 2015). They identified ‘stream fanning’ as a characteristic signature of a triaxial halo, but the observed lack of stream fanning in Palomar 5 argues against the idea. One reason is that the lower mass of Palomar 5 makes for a colder tidal stream, allowing its morphology to be studied in more detail. This bodes well for future surveys that should uncover additional faint tidal streams. A reasonably good match can be obtained to the Sagittarius tidal stream in CDM-based models by including a massive LMC (Vasiliev et al. 2021) and allowing more flexibility in the halo density distribution. Their high required LMC mass of $(1.3 \pm 0.3) \times 10^{11} M_{\odot}$ is consistent with the mass inferred from a Λ CDM timing argument analysis of the LG (Peñarrubia et al. 2014, 2016; Banik & Zhao 2017). These results are consistent with a more thorough 3D timing argument analysis that gave the LMC a mass of $2.03 \times 10^{11} M_{\odot}$ (Banik & Zhao 2018c), as explained in footnote 1 to Banik et al. (2021a).

The first study to consider the Sagittarius tidal stream in MOND was able to fit most of its observed properties quite well despite very little flexibility (Thomas et al. 2017). For instance, the total luminosity of the stream tightly constrains the initial progenitor mass, with the stellar mass-size relation for field galaxies then constraining the initial size (Dabringhausen & Kroupa 2013). The only major deficiency identified by Thomas et al. (2017) was with the RVs in part of the leading arm, an issue also faced by Newtonian models (see their conclusions). In addition to the possibility that stars in this sky region assigned to the stream are not truly part of it, the leading arm properties are better reproduced if the MW is assumed to have a hot gas corona flattened similarly to the MW satellite plane (Section 5.6). Though the models used QUMOND, results should be similar in AQUAL (Banik & Zhao 2018a).

The Sagittarius tidal stream is sufficiently distant that dynamical friction on the progenitor would be negligible in the MOND scenario. This is not necessarily true in Λ CDM, where a sufficiently massive progenitor moving through a sufficiently dense halo would experience strong dynamical friction, altering the path of the tidal stream and its kinematics. As a result, observations place an upper limit on how much dynamical friction the Sagittarius progenitor might have experienced, which in turn constrains a combination of its mass and that of the MW halo (Dierickx & Loeb 2017). Their work highlights a path to a potentially clear falsification of MOND: unambiguous evidence for a satellite

experiencing dynamical friction despite being outside the baryonic distribution of a galaxy. Null detection would set an upper limit to the dynamical friction, which may be more stringent than how much dynamical friction is expected in Λ CDM. This would favour the MOND scenario.

MOND has also been applied to the tidal stream of Palomar 5 (Thomas et al. 2018), though without attempting to obtain a detailed fit. Those authors explored the EFE in greater detail, finding that it might explain the observed asymmetry between the leading and trailing arms. While the EFE-dominated point mass potential (Equation 34) is symmetric with respect to $\pm \mathbf{g}_e$, the potential becomes asymmetric if the external and internal gravity are comparable, as discussed in more detail in sections 4.4 and 4.5 of Banik et al. (2020). The asymmetry of the Palomar 5 tidal stream might have other explanations like a perturbation by the Galactic bar (Bonaca et al. 2020) or by a subhalo consisting almost entirely of CDM (Banik & Bovy 2019). However, the latter would be a random process because the subhalo could pass through the leading or trailing arm, so the asymmetry could well be in the opposite sense to that expected in MOND. More such examples would be required to identify if the agreement with MOND in the case of Palomar 5 is purely coincidental or part of a more general trend.

5.3 Polar ring galaxies

Polar ring galaxies (Bertola & Galletta 1978) consist of a disc galaxy with a substantially misaligned ring of usually gaseous material (for a review, see Combes 2014a). These offer an interesting probe of gravity because rotation curves can be determined for two separate planes in the same system. Dynamical models of polar rings in Newtonian and Milgromian gravity revealed that MOND can naturally explain the higher rotation velocity in the polar ring compared to the host (Lüghausen et al. 2013). While this can be explained to some extent in the Newtonian model, the MOND interpretation was favoured by Lüghausen et al. (2014) due to its smaller degree of flexibility. As explained in their conclusions, the higher rotation velocities in the polar ring arise from the orbits here being close to circular, while orbits in the host galaxy are more eccentric due to perturbations caused by the polar ring. The difference arises mainly because the polar ring tends to be more extended than the host galaxy, presumably to avoid destructive disc crossings. As a result, the host galaxy can be considered a point mass at the centre of the polar ring, thus yielding a nearly axisymmetric potential around the ring. However, if the polar ring has a non-negligible mass compared to the host galaxy and is not too distant, then the potential in the host galaxy cannot be axisymmetric with respect to its rotation axis (Lüghausen et al. 2013). The higher induced eccentricity of orbits in the host reduces its observationally inferred rotation velocity, which theoretically can be calculated by considering a test particle on a closed orbit moving through the numerically determined potential (see their section 4).

5.4 Shell galaxies

The photographs of some galaxies reveal shells (Schweizer 1980), which likely arose when a dwarf galaxy encountered

a much more massive host (Quinn 1984). The basic idea is that a dwarf galaxy on a nearly radial orbit gets disrupted at pericentre. When the liberated stars reach apocentre, they spend a relatively large amount of time in a narrow range of radii, leading to a much higher surface brightness in a photograph (Hernquist & Quinn 1987). Shell galaxies test several aspects of galaxy physics. The dwarf is expected to undergo dynamical friction, affecting the pericentre times. Some dynamical friction is expected in MOND as the baryonic parts of the galaxies would typically overlap at pericentre, but in the outer parts of the orbit, dynamical friction would be significant only in the CDM scenario. In addition, the galactic potential also affects the shell positions.

Hernquist & Quinn (1987) argued that the observed shells in NGC 3923 rule out MOND, but their work suffered from several very serious problems that completely invalidate their conclusion (Milgrom 1988a). In addition to observational difficulties and the possibility of missing shells, the model may not be realistic at very small radii because the dwarf would in general not be on a purely radial orbit, and in any case would generally start losing stars before reaching pericentre. While these issues can be mitigated with deeper imaging and excluding very small radii from the fits, a more complicated issue is that the dwarf may not be completely destroyed at pericentre. As a result, each shell can be assigned to one of many pericentric passages of the dwarf. The particular passage chosen is known as the generation of the shell. A plausible dynamical model should fit all the shell radii quite well using only a small number of generations, assume only a small number of missing shells, and perform poorly only at very small radii.

The shells of NGC 3923 have been analysed more recently in the MOND context (Bilek et al. 2013). Using a semi-analytic method, those authors obtained a very good fit to the positions of 25 shells out of the observed 27 using a model with three generations. The maximum deviation in shell radius was only 5.4%, with the mismatch correlating well with the shell’s positional uncertainty. The two shells that could not be matched well are at very low radii, but these might be part of the fourth generation – a possibility not considered by the authors in order to limit the flexibility of their model.

The use of shells to test MOND was discussed further in Bilek et al. (2015a) and Vakili et al. (2017), with the latter authors also considering MOG (subsequently falsified in Figure 11). In general, the strong dynamical friction expected in the Λ CDM scenario suggests that large faint shells should be accompanied by small bright shells because the launch velocity would drop substantially between pericentres (Vakili et al. 2017). A more uniform distribution of shell radii would be expected in the absence of CDM, which is more in line with observations of NGC 3923 (Bilek et al. 2016). More information can be gained by taking spectra and determining the LOS velocity distribution of the shells, which is expected to reveal a quadruply peaked profile (Bilek et al. 2015b).

5.5 Tidal dwarf galaxies (TDGs)

When gas-rich galaxies interact, tidal forces can pull out a thin stream of stars and gas known as a tidal tail. If this tail is dense enough, it can undergo self-gravitating Jeans

| Origin of dwarf | Gravity law | |
|-----------------|-------------|------|
| | Newton | MOND |
| Primordial | High | High |
| Tidal | Low | High |

Table 2. Expectations for the internal velocity dispersion of a dwarf galaxy depending on how it formed and the gravity law. If Newtonian gravity applies, the cosmological context is assumed to be the Λ CDM paradigm in which primordial galaxies form inside CDM halos (Section 1). TDGs would be more common in MOND due to their stronger self-gravity making them harder to disrupt (see the text).

collapse into a bound structure, which for some range of properties would be considered a TDG. The formation of TDGs has long been known from an observational perspective, e.g. in the interacting galaxies known as the Antennae (Mirabel et al. 1992). For a review of TDGs, we refer the reader to Lelli et al. (2015).

If only a few TDGs are produced in each interaction and survive to the present, then most dwarf galaxies might actually be TDGs (Okazaki & Taniguchi 2000). Later studies suggested that TDGs probably comprise only a few percent of dwarf galaxies at low redshift (Kaviraj et al. 2012). However, the tidal features that allow dwarfs to be confirmed as TDGs are expected to fade away as the tidally expelled material becomes more diffuse. Whether the TDG also gets tidally disrupted is less clear, but the existence of confirmed TDGs up to 4 Gyr old suggests that they can be long-lived (Duc et al. 2014). It can therefore be very difficult to distinguish ancient TDGs from primordial dwarfs, especially if their properties are similar because both are purely baryonic. As a result, the actual frequency of TDGs is not reliably known.

One possible distinguishing feature of TDGs regardless of the gravity law is that they are expected to be relatively metal-rich for their mass (Duc et al. 2014; Recchi et al. 2015; Haslbauer et al. 2019). Unfortunately, even this signature would be undetectable for a really ancient TDG because the progenitor disc galaxies would not have been very enriched at sufficiently early times (Recchi et al. 2015). This raises the possibility that many nearby dwarf galaxies are actually ancient TDGs (Okazaki & Taniguchi 2000), which in turn means that we might be able to measure the σ_i of a nearby TDG. In the Λ CDM context, σ_i would be rather low (Barnes & Hernquist 1992; Elmegreen et al. 1993; Wetzstein et al. 2007; Ploekinger et al. 2015). This would cause a significant discrepancy with MOND expectations as dwarfs generally have a low surface brightness that puts them in the MOND regime. It is therefore possible to falsify MOND by observing a virialized TDG if the Λ CDM scenario is correct, even if the tidal origin of the dwarf is not totally clear. But if MOND is correct, the σ_i of a TDG would be typical of a primordial dwarf, so a TDG governed by MOND would generally be misinterpreted as a primordial dwarf in the Λ CDM context. Table 2 clarifies the σ_i expectations of both paradigms for dwarfs that formed in different ways.

Unlike in MOND, the self-gravity of a dwarf galaxy differs substantially depending on how it formed if the Λ CDM scenario is correct. We discuss later the possibility of directly testing this through σ_i or v_c measurements of a virialized TDG, which represents a very challenging measurement

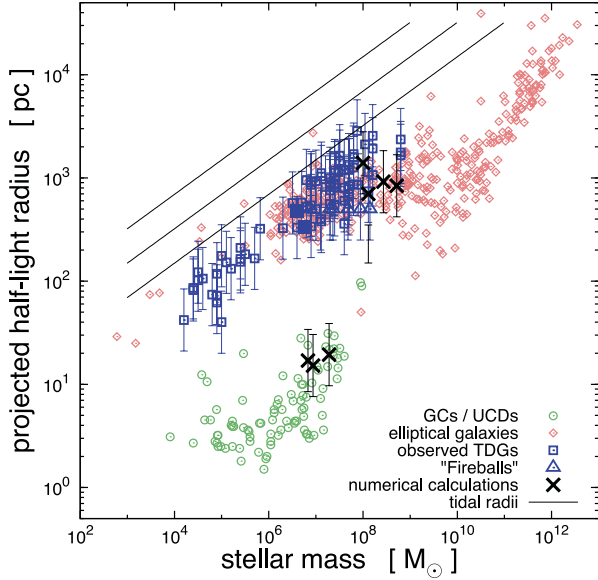


Figure 21. The observed mass-radius relation of globular clusters and ultra-compact dwarfs (green circles), ordinary and dwarf elliptical galaxies (red diamonds), and TDG candidates (blue squares). Ram pressure-stripped TDGs (blue triangles) were discussed further in [Haslbauer et al. \(2019\)](#). The black crosses show TDGs in numerical CDM simulations ([Wetzstein et al. 2007](#)). The solid black lines show tidal radii 100 kpc from a galaxy whose mass is (from top to bottom) $10^{10} M_{\odot}$, $10^{11} M_{\odot}$, and $10^{12} M_{\odot}$. Notice that observed TDGs do not define a distinct sequence in the mass-radius plane, even though this is expected in Λ CDM ([Haslbauer et al. 2019](#)) due to their lack of CDM, which makes their self-gravity much weaker for the same baryonic content (see the text). Reproduced from figure 2 of [Dabringhausen & Kroupa \(2013\)](#).

(Section 11.2). The difference between the matter content of similarly luminous primordial and tidal dwarfs in the Λ CDM context causes them to follow distinct tracks in the mass-radius plane ([Haslbauer et al. 2019](#)). The splitting evident in their figure 9 is however not observed when we compare field dwarfs with confirmed TDGs ([Dabringhausen & Kroupa 2013](#)). This problem is evident in their figure 2, reproduced here as our Figure 21. The results strongly suggest that there is no fundamental distinction between dwarf galaxies that formed primordially or out of tidal debris. Since TDGs should be purely baryonic, the most logical conclusion is that all dwarfs are purely baryonic, thus favouring the modified gravity solution to the missing gravity problem on galaxy scales.

5.6 The Local Group satellite planes

Due to the lack of any fundamental difference between primordial and tidal dwarfs in MOND, the critical issue becomes how to demonstrate that a dwarf galaxy is a TDG. One silver lining is that as with a primordial dwarf, the self-gravity of a TDG would be enhanced by the modification to gravity, making TDGs much more robust to e.g. tidal forces and gas removal by stellar feedback. TDGs are thus expected to be more common in MOND (as shown with numerical simulations; [Renaud et al. 2016](#)). This raises the possibility that a rather nearby dwarf galaxy is actually a

TDG, allowing it to be observed in sufficient detail to both measure σ_i and confirm its tidal origin.

The nearest dwarfs are the satellites of the MW and M31, which have elevated σ_i values that reveal large amounts of missing gravity. With the MW satellites, it has been demonstrated that this cannot be explained by tides in a Newtonian context ([McGaugh & Wolf 2010](#)). It would moreover be very unusual if we were observing so many dwarfs right at the moment of dissolution, even if this might be a viable explanation in some cases ([Kroupa 1997](#); [Klessen & Kroupa 1998](#)). The dwarf spheroidal satellites of M31 also have rather high σ_i values consistent with MOND expectations ([McGaugh & Milgrom 2013a,b](#)). This is not obviously problematic for Λ CDM if the LG satellites are mostly primordial dwarfs (Table 2). If on the other hand they are mostly TDGs, this would rule out Λ CDM. We therefore review whether the LG satellites are better understood as primordial or as tidal dwarfs.

To try and distinguish these possibilities, we exploit the fact that TDGs would typically form a phase space-correlated structure like a satellite plane ([Pawlowski et al. 2011](#); [Haslbauer et al. 2019](#)). Anisotropy of the satellite system might therefore be one of the longest-lasting lines of evidence for the TDG nature of a dwarf. Such evidence would necessarily be statistical in nature as many individual dwarfs are needed to detect the anisotropy. Nonetheless, the large number of LG dwarfs (e.g. [McConnachie 2012](#)) suggests that this could be a promising approach.

The classical satellite galaxies of the MW do indeed form a highly flattened system orthogonal to the Galactic disc, as was already evident prior to the formulation of MOND ([Lynden-Bell 1976, 1982](#)). This was later confirmed from the positions of subsequently discovered satellites ([Kroupa et al. 2005](#)), with the larger sample size of 16 finally allowing the authors to conclude that the anisotropic distribution of Galactic satellites strongly contradicts Λ CDM expectations. Today, it is known that the ultra-faint satellites, globular clusters, and tidal streams also align with the plane of classical satellites ([Pawlowski et al. 2012](#)). This realization has led to the notion that the orbital motion of material in this plane came about due to a past encounter between the MW and another galaxy ([Pawlowski et al. 2011](#)). Importantly, proper motion data confirm that most classical MW satellites have a common orbital plane ([Pawlowski et al. 2013](#); [Pawlowski & Kroupa 2020](#)) aligned with the plane normal defined by the satellite positions alone ([Santos-Santos et al. 2020](#)). Their velocities show a significant bias towards the tangential direction, as occurs for a rotating disc ([Cautun & Frenk 2017](#); [Riley et al. 2019](#); [Hammer et al. 2021](#)). This is highly suggestive of a dissipational origin, and was certainly not predicted a priori in the Λ CDM context ([Libeskind et al. 2009](#); [Deason et al. 2011](#)). The velocity data are quite crucial to the argument because if the Galactic satellites are distributed isotropically but observations cover only one great plane on the sky, the distribution of velocities would still be random relative to this plane.

Such incomplete sky coverage effects can be minimized by considering instead M31, whose satellite region subtends a much smaller region of the sky. M31 has been homogeneously observed by the Pan-Andromeda Archaeological Survey ([McConnachie et al. 2009, 2018](#)), which allowed [Ibata](#)

et al. (2013) to confirm earlier hints of a satellite plane around M31 (Metz et al. 2007). Approximately half of the M31 satellites are part of its dominant satellite plane, a much smaller fraction than for the MW. Since we observe the M31 satellite plane almost edge-on, a coherently rotating satellite plane should have a gradient in RV across it, which is observed (Ibata et al. 2013). Proper motions have recently become available for the plane members NGC 147 and NGC 185, demonstrating that their 3D velocities align with the plane within uncertainties (Sohn et al. 2020). This significantly worsens the problem for Λ CDM (Pawlowski & Sohn 2021). For a review of the LG satellite planes and the recently discovered one around Centaurus A (Section 5.7), we refer the reader to Pawlowski (2018), who also considered whether various proposed scenarios might or might not provide viable explanations for these structures. Pawlowski (2021) explores correlations between satellites more broadly, in particular by also considering satellite pairs and asymmetry of the satellite distribution. Some of the review is spent on discussing possible explanations to the observations which do not sit well with Λ CDM, while also highlighting the areas in good agreement. The satellite planes sit alongside other problems for Λ CDM on galaxy scales, many of which seem to be resolved in MOND (de Martino et al. 2020). Their review also considers other modified gravity theories like MOG and standard gravity solutions where the dark halos of galaxies have constituents with different properties to CDM.

After carefully considering several proposed scenarios for how primordial CDM-rich satellites might come to lie in a thin plane, Pawlowski et al. (2014) concluded that none of them agree with observations for either the MW or M31. Structures as anisotropic as their satellite planes are extremely rare in cosmological simulations (Ibata et al. 2014b; Pawlowski & McGaugh 2014b), including hydrodynamical simulations (Ahmed et al. 2017; Shao et al. 2019; Pawlowski & Kroupa 2020) and simulations which approximately include the effects of a central disc galaxy (Pawlowski et al. 2019). Previous arguments against the group infall and filamentary accretion scenarios (Metz et al. 2009; Pawlowski et al. 2014) were later independently confirmed (Shao et al. 2018) using the EAGLE simulation (Crain et al. 2015; Schaye et al. 2015), thereby including hydrodynamics in a Λ CDM cosmological context. If group infall is somehow the solution, then the most plausible scenario is that the LMC brought in a significant number of the classical MW satellites such that these cannot be considered independently. Group infall is already included in cosmological Λ CDM simulations, but it was nonetheless suggested that the LMC could have brought in enough MW satellites to explain the MW satellite plane in Λ CDM (Samuel et al. 2021). However, the LMC could not plausibly have brought in enough satellites to explain the whole Galactic satellite plane (Nichols et al. 2011). Indeed, a more recent study showed that the LMC should have brought in “about 2 satellites with $M_* > 10^5 M_\odot$ ” (Santos-Santos et al. 2021), so some other explanation is required for the 8/11 classical MW satellites that orbit within a common plane (Pawlowski & Kroupa 2020).

The problems faced by Λ CDM with the LG satellite planes motivate us to reconsider their origin. Their anisotropy strongly suggests a tidal origin, but the TDG scenario is not viable in Λ CDM because TDGs are already

included in hydrodynamical cosmological simulations like Illustris (Haslbauer et al. 2019). Their very low frequency makes this an unlikely explanation. Even if they were more common, the high σ_i of the MW and M31 satellites rules out this possibility (Table 2).

Both objections to the TDG scenario disappear in MOND. It therefore offers the possibility that the highly flattened LG satellite planes formed as TDGs, which we know from observations can yield a flattened satellite system (Mirabel et al. 1992). We have seen that it is extremely difficult to come up with an alternative explanation. Moreover, MOND provides a very natural answer to the question of which galactic interaction(s) formed the LG satellite planes. This is because the stronger long-range gravity between the MW and M31 acting on their nearly radial orbit (van der Marel et al. 2012, 2019; Salomon et al. 2021) implies that there must have been a previous close encounter 9 ± 2 Gyr ago (Zhao et al. 2013). Their work made use of the previously derived formula for the mutual gravity g_{rel} between two otherwise isolated point masses in the deep-MOND limit (Zhao et al. 2010):

$$g_{\text{rel}} = \frac{Q\sqrt{GMa_0}}{r}, \quad Q = \frac{2\left(1 - q_1^{\frac{3}{2}} - q_2^{\frac{3}{2}}\right)}{3q_1q_2}, \quad (69)$$

where M is the total system mass, q_i is the fraction of this in galaxy i (so $q_1 + q_2 \equiv 1$), and r is the separation between the galaxies. For the MW-M31 system, the MW mass fraction is close to 0.3, in which case $Q = 0.7937$ (Banik et al. 2018a). This formula was originally derived in Milgrom (1994b) for AQUAL and Milgrom (2010) for QUMOND, while more recently it was shown to hold for any modified gravity theory with the asymptotic deep-MOND behaviour (Milgrom 2014b). Notice that g_{rel} is slightly below the result for a point mass acting on a test particle, a consequence of the gravity from the secondary imposing an EFE on the primary that reduces the mass of its PDM halo. This is necessary because if we go out to much larger distances such that the two galaxies can be considered as a single point mass, then simple superposition of their individual PDM halos must be violated in order to reproduce the empirical Equation 18.

The MW and M31 are so widely separated that the EFE on the whole LG must be considered. If the EFE dominates, the point mass potentials can be superposed because the gravitational field is linear in the matter distribution (Equation 34). However, neither the isolated nor the EFE-dominated approximation is valid because the LG is in the intermediate regime. This requires numerical calculations of g_{rel} , the results of which can be fit fairly well analytically (Banik et al. 2018a). In addition, tides from M81, IC 342, and Centaurus A should also be considered, though fortunately the EFE must be provided by more distant sources and can therefore be treated as acting on all these objects in a similar manner. By taking these factors into account, Banik et al. (2018a) showed that MOND is consistent with the classical LG timing argument (Section 6.1) for a timing argument mass compatible with baryons alone. Their work reaffirmed that a past MW-M31 flyby is required by MOND, or else the timing argument mass would become extremely small and fall below the directly observed baryonic mass within the LG (see also Benisty & Guendelman 2020; McLeod & Lahav 2020).

N -body simulations of the MW-M31 flyby in MOND produced a tidal tail between the galaxies, suggesting that the LG satellite planes may have formed due to the flyby (Bilek et al. 2018). The problem was also investigated using restricted N -body models where the MW and M31 were treated as point masses surrounded by test particle discs (Banik et al. 2018a). The tidal debris around each galaxy generally had a preferred orbital pole. In some models, this aligned with the observed satellite plane orbital pole for both the MW and M31 (see their figure 5). This work is currently being followed up with hydrodynamical simulations in POR of a flyby between two disc galaxies, which were set up using procedures similar to those described in Nagesh et al. (2021). Preliminary results (I. Banik et al., submitted to MNRAS) from the best-fitting model are shown in Figure 22, which illustrates the orbital pole distribution of the material in the satellite region of each galaxy, i.e. within 250 kpc but outside the disc. Taken in combination with several other results not shown here, the model seems to provide a good description of the MW and M31 discs and satellite planes, including their present-day orientations. Despite not being considered when selecting the best model, it is consistent with the observed M31 proper motion (Salomon et al. 2021). Note that since the models have a rather high temperature floor and do not allow star formation, individual TDGs do not form, so the main aim is to compare the preferred orbital pole of the tidal debris with the corresponding observations (Pawlowski & Kroupa 2013). It seems very likely that satellite planes of some sort would be produced from a past MW-M31 encounter, especially as this could also have triggered the rapid formation of the Galactic bulge (Ballerio et al. 2007) and thick disk (Kilic et al. 2017), which could be related to the formation and subsequent buckling of the Galactic bar due to tidal torques (Grady et al. 2020). The flyby might also explain the secondary peak in the age distribution of young halo globular clusters in the Galactic halo (figure 9 of Mackey & Gilmore 2004). In MOND, TDGs would naturally have high σ_i , just like any other galaxy in the weak-field regime. Besides explaining their high observed σ_{LOS} , their enhanced self-gravity would make them more robust to tides and feedback than TDGs in Λ CDM (Renaud et al. 2016).

Regardless of the specific MOND scenario of a past MW-M31 flyby, the LG satellite planes are strongly suggestive of a tidal origin. The high σ_i of their members then requires a departure from GR. Given the large body of prior work on the satellite plane issue (reviewed in Pawlowski 2018, 2021), this reasoning is likely to withstand the test of time. Moreover, any scenario for the LG satellite planes should not be too contrived because satellite galaxy planes are not unique to the LG.

5.7 Satellite planes beyond the Local Group

One of the closest major galaxies beyond the LG is Centaurus A. Its satellites were initially thought to define two planes (Tully et al. 2015), but later observations clarified that both are part of one thicker plane which includes Centaurus A (Müller et al. 2016). Subsequent results confirm the existence of a thin kinematically coherent satellite plane around Centaurus A (Müller et al. 2018a). Such a structure is expected in Λ CDM in only 0.2% of cases (Müller et al. 2021). This work also showed the found analogues are just

chance alignments, presumably because TDGs are very rare in Λ CDM (see figure 16 of Haslbauer et al. 2019). Therefore, the Centaurus A satellite plane poses a significant challenge to Λ CDM despite the present lack of σ_i measurements.

If this structure is interpreted as caused by a past interaction, then the perturber may have already merged with Centaurus A. Alternatively, its satellite plane might have formed due to a past interaction with M83, around which there is some evidence for a satellite plane (Müller et al. 2018b).

Some hints for anisotropy in the satellite distribution are also evident around NGC 2750 based on 7 satellites, which may form part of a lower mass analogue to the satellite plane around Centaurus A (Paudel et al. 2021). There is also evidence for a satellite plane around M81 (Chiboucas et al. 2013) and NGC 253 (Martínez-Delgado et al. 2021; Mutlu-Pakdil et al. 2021).

Around a more distant host galaxy, it is difficult to constrain the 3D shape of the satellite distribution. But if we are fortunate enough to view a satellite plane close to edge-on, then satellites on opposite sides of the host galaxy would have RVs with opposite signs once the host RV is subtracted. Such an anti-correlation has been reported (Ibata et al. 2014a). It was later claimed to not be a significant detection (Cautun et al. 2015), but the concerns raised in this work were later addressed (Ibata et al. 2015). Those authors confirmed the signal and its unexpected nature in Λ CDM. While this remains a matter of conjecture, there is certainly at least one satellite plane beyond the two in the LG, so these structures should be reasonably common in a viable cosmological model.

6 GALAXY GROUPS

MOND was originally motivated by the flat rotation curves in the outskirts of galaxies (Milgrom 1983a). By definition, these regions must lie well into the MOND regime. Since gravity declines with distance even in MOND, the gravity between galaxies should lie deep in the MOND regime, as is the case for e.g. the MW and M31 (Banik et al. 2018a). If the mutual acceleration between galaxies can be measured, it might help to distinguish Newtonian from Milgromian gravity. For this, we should primarily consider the phase space coordinates of galaxy barycentres, thus treating them as point masses. This is especially helpful when studying groups of galaxies, which can be analysed in detail if they are sufficiently nearby to know the internal structure of the group. We describe some previous work in this regard for the LG (Section 6.1) and other galaxy groups (Section 6.2). It is also possible to analyse a more distant galaxy group statistically by applying the virial theorem, provided it has enough members (Section 6.3).

6.1 The Local Group and the NGC 3109 association

One of the oldest yet still valid lines of evidence for the missing gravity problem is the LG timing argument (Kahn & Woltjer 1959). The basic idea is that the gravity between the MW and M31 must explain how they turned around from their presumed post-Big Bang recession such that they are currently approaching each other (e.g. van der Marel

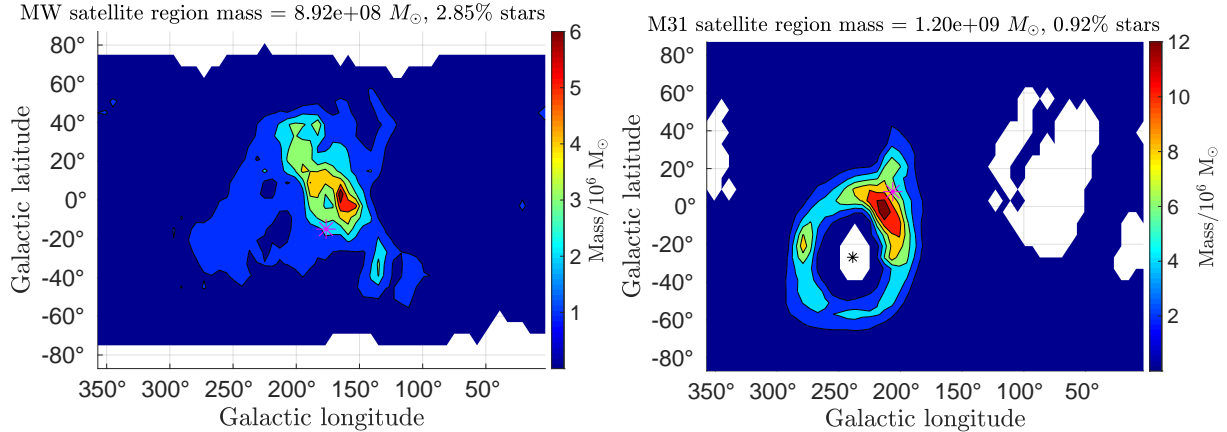


Figure 22. Preliminary results from a hydrodynamical MOND simulation of the MW and M31 discs interacting with each other 7.65 Gyr ago, showing the present-day orbital pole distribution of material within 250 kpc but outside the disc of the MW (left) and M31 (right). We show the mass in $6^\circ \times 6^\circ$ squares in Galactic coordinates, as indicated in the colour bar. The total mass in the considered region is indicated at the top, along with the fraction of this in stars. The MW disc spin vector is at the south Galactic pole by convention (not shown), while the preferred angular momentum of its satellite galaxies is indicated with a magenta star in the left panel. The M31 disc spin vector is shown with a black star in the right panel, while the preferred angular momentum of the galaxies in its satellite plane is shown with a magenta star. The lack of material whose angular momentum closely aligns or anti-aligns with that of each disc is caused by the disc-shaped excluded region having its symmetry axis aligned with that of the corresponding LG galaxy. For both the MW and M31, notice the good agreement between the preferred tidal debris orbital pole in the simulation and the preferred orbital pole of its observed satellite galaxies, which were obtained from, respectively, sections 3 and 4 of Pawlowski & Kroupa (2013).

et al. 2012). We first discuss the timing argument in Λ CDM to highlight certain problems, before explaining how these might be resolved in MOND.

If we consider the MW and M31 as the only two point masses in an otherwise homogeneous Λ CDM universe and assume a radial orbit, it is straightforward to show that their total mass is $M_{\text{LG}} \approx 5 \times 10^{12} M_\odot$ (e.g. Li & White 2008). This estimate relies on the usual assumption of no past close MW-M31 flyby because a past flyby would cause a much higher M_{LG} (Benisty et al. 2019) and lead to significant dynamical friction during the encounter, inevitably causing a merger rather than subsequent separation to large distance (e.g. Privon et al. 2013; Kroupa 2015). Since M_{LG} and the unknown initial separation can both be adjusted, we have two model parameters. These are sufficient to match the two observational constraints, namely the Galactocentric distance and RV of M31. However, this is not a strong test of Λ CDM because agreement with observations is guaranteed in a model where galaxies can have arbitrarily large amounts of invisible mass. Moreover, the mass ratio between the MW and M31 is impossible to constrain based purely on the mutual gravity between them.

Fortunately, we can consider other LG galaxies, including especially dwarf galaxies that can be used as tracers of the velocity field. Such analyses have a long history, with an early attempt by Sandage (1986) finding it difficult to simultaneously explain all the data available at that time. Improvements in survey capabilities led to an updated catalogue of LG dwarfs (McConnachie 2012), which typically forms the basis of more recent timing argument analyses. One such example is the study of Peñarrubia et al. (2014), which found that the observations require an additional source of uncertainty with magnitude 35 ± 5 km/s. Both these analyses treat the LG potential as spherically symmetric, thus assuming the tracer dwarf galaxies are much

further from the MW and M31 than their mutual separation of 783 ± 25 kpc (McConnachie 2012). This is only approximately correct for dwarf galaxies within 3 Mpc.

The first axisymmetric dynamical timing argument analysis of the LG was conducted by Banik & Zhao (2016), who showed how the equations governing the Newtonian timing argument can be derived from GR. By then, it was clear that the MW-M31 orbit is indeed almost radial (van der Marel et al. 2012), which was later confirmed (van der Marel et al. 2019; Salomon et al. 2021). Centaurus A can also be included in an axisymmetric model of the LG because it lies close to the MW-M31 line (Ma et al. 1998). This allowed Banik & Zhao (2016) to consider LG dwarfs as test particles in the gravitational field of these three massive moving objects. The computational costs were kept low, allowing them to investigate a wide range of model parameters using a full grid search. Despite this, a good fit was never obtained, even when considering that the model is not a perfect representation of Λ CDM – the expected model uncertainty is only 30 km/s based on the scatter about the Hubble flow in detailed N -body simulations (Aragon-Calvo et al. 2011). However, some LG dwarfs have a receding RV > 100 km/s in excess of the best-fitting model prediction (Banik & Zhao 2016). While several LG dwarfs have unexpectedly high RVs, there were very few cases where the RV is unexpectedly low (see their figure 9). The typical mismatch between predicted and observed RVs was 45^{+7}_{-6} km/s.

To check whether this apparently serious problem for Λ CDM might be alleviated in a more advanced 3D model of the LG, Banik & Zhao (2017) applied the algorithm described in Shaya & Olling (2011). In the best-fitting model of Banik & Zhao (2017), the typical RV mismatch was slightly higher than in the 2D case, with a clear asymmetry evident in their figures 7 and 9 such that an unexpectedly high RV occurs much more often than an unexpectedly low RV. This

is despite including all the major galaxies in and around the LG out to almost 8 Mpc, as listed in their table 3. Though phrased more positively for Λ CDM, similar results were obtained by Peebles (2017b) using a similar algorithm. Banik & Zhao (2018c) borrowed this algorithm from Peebles and improved it in certain important respects to give it the best possible chance of finding dwarf galaxy trajectories compatible with the Λ CDM timing argument (see their section 4.1). However, this had only a small impact on the results.

The high RVs of some LG dwarfs outside the MW and M31 virial volumes can partly be understood simply by reducing the LG timing argument mass. This is of course not a solution to the problem as the masses of LG galaxies were already treated as free parameters, but it is helpful to bear this in mind when considering other works. In particular, attempts to constrain M_{LG} by considering all LG dwarfs can be expected to yield a lower M_{LG} than estimates considering only the MW and M31. This could explain the unusually low $M_{\text{LG}} = (1.6 \pm 0.2) \times 10^{12} M_{\odot}$ inferred in the former manner by Kashibadze & Karachentsev (2018). However, Zhai et al. (2020) obtained a much higher timing argument mass of $M_{\text{LG}} = 4.4^{+2.4}_{-1.5} \times 10^{12} M_{\odot}$ by searching cosmological Λ CDM simulations for LG analogues based on properties of the MW and M31 alone, especially with regards to their relative separation and velocity. This estimate is in line with earlier results and simple analytic estimates that consider only the MW and M31 (Li & White 2008). The mass of M31 alone has been estimated at $1.9^{+0.5}_{-0.4} \times 10^{12} M_{\odot}$ based on its giant southern tidal stream (Fardal et al. 2013). M_{LG} must be higher as we also need to include the MW and material outside the major LG galaxies. Thus, several timing argument analyses of the whole LG found that the RVs of some LG dwarfs were too high to easily explain, though the tension was sometimes phrased as an anomalously low M_{LG} rather than a problem for the currently popular Λ CDM paradigm.

In addition to the timing argument, Λ CDM also faces a problem with the abundance matching relation between the stellar and halo masses of nearby galaxies. The idea is to set the relation under the assumption that since galaxies with a known M_* have a certain number density, they must correspond to DM halos in a cosmological simulation with the same number density (Behroozi et al. 2013; Moster et al. 2013). This simple idea encounters difficulties in the LG because the Newtonian dynamical mass of the MW (Wang et al. 2022b) is lower than its abundance matching mass given its M_* (McGaugh & van Dokkum 2021). Those authors showed that the same problem arises in a more significant way around M31, whose dynamical mass can be estimated from modelling its giant southern tidal stream (Fardal et al. 2013). Lower values arise from considering the M31 rotation curve, worsening the problem (Chemin et al. 2009; Kafle et al. 2018). Another way to look at the discrepancy is that given the combined dynamical mass of the MW and M31, the stellar mass in the LG should just be that of the MW, not the MW and M31. Reducing the LG mass to better fit the kinematics of non-satellite LG dwarfs would make the situation worse.

The high-velocity galaxies (HVGs) identified by Banik & Zhao (2018c) are all part of the NGC 3109 association, at least if we exclude HIZSS 3 due to its very low Galactic latitude of 0.09° and KKH 98 due to the RV mismatch being only 65.5 ± 9.1 km/s (see their table 3). This almost

linear association (Bellazzini et al. 2013) consists of several dwarf galaxies moving away from the LG at rather high RVs. The NGC 3109 association was studied in more detail by Pawlowski & McGaugh (2014a) in light of other LG structures like the satellite planes (Section 5.6). Their work reached a similar conclusion regarding the high RV. Viewing the problem backwards in time, the association should have been close to the MW in the past. This suggests that an earlier gravitationally bound NGC 3109 galaxy group came close to the MW and gained orbital energy at that time, which is most easily understood as caused by a three-body interaction. Indeed, timing argument calculations like that of Banik & Zhao (2018c) do not perfectly represent Λ CDM because they lack dynamical friction and thus galaxy mergers, which are however expected in Λ CDM. During such mergers, galaxies can temporarily have high relative velocities. A dwarf near the spacetime location of the merger could then gain orbital energy from the time-dependent LG potential. This leads to ‘backsplash galaxies’ or backsplashes, defined as objects on rather extreme orbits that were once within the virial radius of their host but were subsequently carried outside of it. This backplash process was studied in detail by Sales et al. (2007), who found it very difficult to get backsplashes at the 1.30 ± 0.02 Mpc distance of NGC 3109 (Soszyński et al. 2006). This is also evident in figure 3 of Teyssier et al. (2012), which additionally shows that backsplashes are very rarely more massive than $10^{10} M_{\odot}$ regardless of their present position. In a Λ CDM context, NGC 3109 has a mass of at least $4.0 \times 10^{10} M_{\odot}$ (Li et al. 2020), so both its mass and Galactocentric distance are unusually high for a backplasher. The distance from M31 is even higher at almost 2 Mpc, so backplash from M31 appears even less plausible.

Early studies of the backplash process considered only a small number of analogues to the LG in Λ CDM simulations, with e.g. Teyssier et al. (2012) considering just one. Recently, it has become possible to revisit this issue with the advent of high resolution hydrodynamical cosmological Λ CDM simulations like TNG (Nelson et al. 2019). TNG300 is well suited for this because the volume is large enough to capture many thousand galaxies like the MW. Banik et al. (2021a) used TNG300 to quantify the distribution of backsplashes in terms of present mass and distance from the host within whose virial radius the backplasher once was. The results are shown in our Figure 23, which reproduces their figure 8. To account for the high RV of NGC 3109, it is necessary to gain energy during a past interaction with the host, so the backplasher considered as a point mass is required to leave the host with at least as much energy as it came in with (see their section 5.3). The end result is that there are no backsplashes with similar properties to NGC 3109 around any of the 13225 identified analogues to the MW or M31, of which 640 are in 320 LG-like paired configurations. The results remain similar when considering the DM-only version of TNG300, demonstrating the robustness to how baryonic physics is handled. The issue with the backplash scenario is that dynamical friction between the CDM halo of NGC 3109 and the MW or M31 makes it likely that orbital energy would be lost rather than gained during any close interaction. A more distant interaction would however be rather weak, so its effect should be correctly handled in a few-body timing argument analysis of the LG. It is therefore

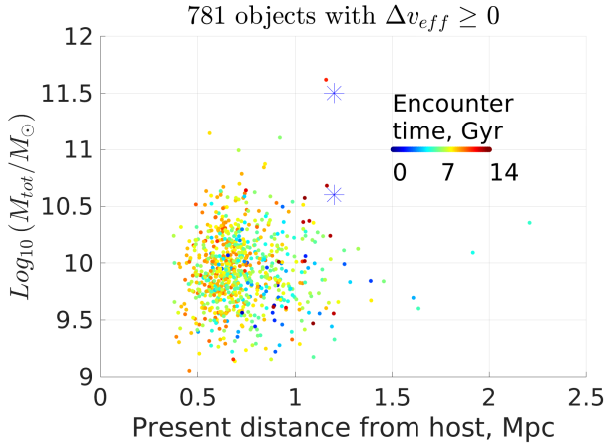


Figure 23. The distribution of total mass and distance from the host for backsplashers in the TNG300 Λ CDM cosmological simulation. The colour is used to indicate the cosmic time when the backplashers interacted with its host, from which it may well be unbound today. Results are based on 13225 host galaxies similar to the MW or M31, not all of which have an associated back-splasher. The blue stars show different estimates for the mass of NGC 3109 in this framework. Its present Galactocentric distance is well known (Soszyński et al. 2006; Dalcanton et al. 2009), with the 5σ lower limit used here. The backsplashers are required to have not lost energy during the interaction with their host, as this would make it even more difficult to explain the observed high RV of NGC 3109 compared to Λ CDM expectations (see the text). There are no backsplashers with a higher mass and distance from the host than NGC 3109 is from the MW. The distance from M31 is ≈ 2.0 Mpc (not shown). Reproduced from figure 8 of Banik et al. (2021a).

very difficult to understand the anomalously high RVs of galaxies in the NGC 3109 association compared to Λ CDM expectations (Peebles 2017b; Banik & Zhao 2017, 2018c).

In the MOND context, the lack of CDM halos around galaxies removes the objection regarding dynamical friction. Moreover, MOND requires a past close MW-M31 flyby (Section 5.6) during which their high relative velocity would have created substantial time variation of the LG potential. This would have substantial effects on any dwarf near the spacetime location of the flyby. Using a restricted N -body model of the LG in MOND, it was shown that some LG dwarfs might well have been gravitationally slingshot outwards at high speed (Banik & Zhao 2018c). These dwarfs could certainly reach the distance of NGC 3109 (and even Leo P) relative to the LG barycentre, with the gravitational slingshot causing a much higher present RV than galaxies at the same position that never closely approached the MW or M31. Moreover, figure 6 of Banik & Zhao (2018c) shows that it would not be necessary for a dwarf galaxy that did have such an encounter to have passed very close to the MW or M31 in order to reach a large present distance with a high RV, thus limiting damage to e.g. the disc of NGC 3109. Nonetheless, it seems inevitable that a galaxy group would be tidally disrupted, perhaps explaining the filamentary nature of the NGC 3109 association (Bellazzini et al. 2013) as an imprint of a past physical association that is gravitationally unbound today (Kourkchi & Tully 2017). It could be a structure analogous to a tidal stream, but traced by galaxies rather than stars. MOND therefore appears to provide a

more holistic explanation for the LG satellite planes and the larger scale velocity field out to ≈ 2 Mpc, all of which are very difficult to understand in Λ CDM despite much effort by the community over many decades.

6.2 M81 and Hickson Compact Groups

One of the nearest galaxy groups is the M81 group, which lies at a distance of only 3.6 Mpc (Gerke et al. 2011). Its properties are well explained by an interaction between its three main members (M81, M82, and NGC 3077) in a Newtonian context (Yun 1999), with good agreement between the times of close interactions and properties of the star formation histories (Rieke et al. 1980). However, the models of Yun (1999) neglected dynamical friction, which is certainly not valid in Λ CDM as including this process leads to the rapid merging of all three galaxies (Thomson, Laine & Turnbull 1999).

This problem has been revisited more recently, but the conclusions are similar (Oehm et al. 2017). The only possible scenario is if all three galaxies recently encountered each other from large distances, which seems quite unlikely yet needs to have occurred in one of the nearest galaxy groups beyond the LG. Moreover, galaxies should have been receding after the Big Bang, but the models require them to have been approaching each other for several Gyr at nearly constant velocity (see their figure 14). This implies a significant velocity perturbation at very early times, but cosmic structures and peculiar velocities then were much less pronounced than today, posing a similar problem to NGC 3109 and the LG (Section 6.1). In other words, the timing argument is likely to be violated in a scenario where three galaxies are currently rapidly approaching each other for the first time, as would be required to allow for dynamical friction.

The existence of compact galaxy groups may pose problems for the Λ CDM scenario in which galaxies are surrounded by extended CDM halos, since dynamical friction between these halos would cause a rapid merger (Privon et al. 2013; Kroupa 2015). We would therefore need to observe the group immediately before it merges, possibly posing a fine-tuning problem similar to the M81 group. However, many so-called Hickson Compact Groups have been identified (Hickson 1982; Sohn et al. 2015, 2016). It has been argued that their observed frequency can be explained in Λ CDM because some are only chance alignments (Hart-suiker & Ploekinger 2020). This is surely not always the case, and genuine compact groups should merge within a few Gyr. However, those authors showed that it is possible for new groups to form out of accretion along filaments.

This highlights the degeneracy between scenarios like Λ CDM with frequent mergers that are only detectable as such for a brief period, and scenarios where galaxy interactions are rare but would be detectable over most of a Hubble time due to very weak dynamical friction (Renaud et al. 2016). The observed frequency of interacting galaxies may be similar in both cases. Further work is required to break this degeneracy. One possibility is that frequent mergers between galaxies would lead to a low proportion of fragile thin discs, so their high observed fraction argues against this scenario (Section 4.5).

6.3 Virial analysis of galaxy groups

In more distant galaxy groups, the data quality becomes poor such that only the most basic analyses remain possible. Assuming a galaxy group is in equilibrium, the simplest dynamical analysis is an application of the virial theorem to deduce the group dynamical mass. This can be compared with the mass estimated in other ways, e.g. from photometry.

Galaxy groups are generally in the deep-MOND limit because the gravity at e.g. the Solar circle of the MW is comparable to a_0 (Gaia Collaboration 2021b), so the gravity on neighbouring galaxies is much smaller still. Therefore, MOND analyses of galaxy groups generally make use of Equation 48, which is valid for an isolated spherically symmetric system in the deep-MOND limit. The equation assumes virial equilibrium and an isotropic velocity dispersion tensor. These assumptions may not hold exactly, partly because the longer dynamical timescales of galaxy groups compared to individual galaxies can make the assumption of equilibrium less accurate. Even so, Equation 48 provides a good starting point to check whether MOND gives reasonable results in systems where the departure from Newtonian gravity is expected to be large.

This equation was first applied to galaxy groups by Milgrom (1998), who found a dynamical $M/L < 10$ that might be explained using baryons alone. Milgrom (2002) analysed 9 galaxy groups within 5 Mpc which exhibit often very large amounts of missing gravity in a conventional context. He found that the MOND dynamical M/L ratios were order unity. This remained true for groups with and without “luminous” galaxies, i.e. dwarf-only groups and groups containing more massive galaxies. However, these two types of group have significantly different proportions of missing gravity (Tully et al. 2002), which in a MOND context can be understood due to the dwarf-only groups having lower internal accelerations.

This topic was revisited in a MOND analysis of 53 galaxy groups (Milgrom 2018a), which was later extended to 56 medium-richness groups despite strict quality cuts (Milgrom 2019a). The MOND dynamical mass to light ratios were found to be order unity in the near-infrared K band within uncertainties, suggesting reasonable agreement. These results should be considered in light of dwarf galaxies also following Equation 48 (e.g. McGaugh et al. 2021). We provide a holistic picture in our Figure 24, which reproduces figure 6 of Milgrom (2019a). It is clear that Equation 48 provides a good description for the dynamics of pressure-supported systems across 7 dex in M_* , with the low mass end probed by stars in dwarf galaxies and the high mass end by galaxies in galaxy groups.

Milgrom (2019a) also attempted to detect the EFE in terms of groups with a very small internal acceleration having a lower σ_{LOS} than implied by Equation 48, which is valid only for isolated systems. However, no strong evidence was found for or against the EFE assuming a typical external field strength of $0.03 a_0$ (e.g. Famaey et al. 2007; Banik et al. 2018a). One reason could be that groups would experience a different EFE depending on their environment, so assuming the same EFE on all groups is inaccurate. At the galaxy scale, the EFE preferred by MOND rotation curve fits depends on the environment of the galaxy (Chae et al. 2020b, 2021), so it would be natural if the same applies to galaxy

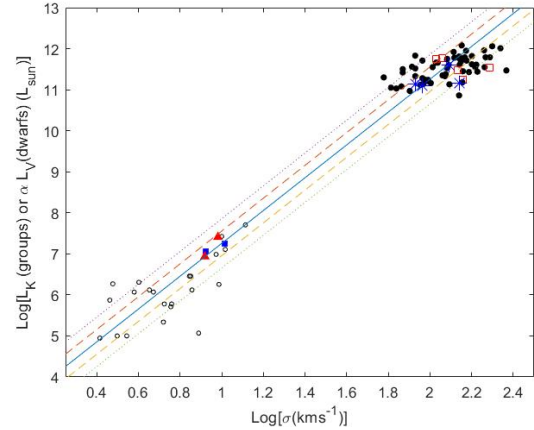


Figure 24. The K -band luminosity of galaxy groups in Solar units as a function of their σ_{LOS} in km/s, with both shown on logarithmic axes (solid black dots towards the upper right). The open circles towards the lower left show dwarf galaxies, whose observed V -band luminosities have been scaled by $\alpha = 2/0.7$ to account for the higher expected M_*/L in the V -band, the goal being to correlate σ_{LOS} with mass. The solid blue line is the prediction of Equation 48 for $M_*/L_K = 0.7$ (McGaugh & Schombert 2014), with the dashed (dotted) lines showing a factor of 2 (4) variation on either side. Notice the huge dynamic range in luminosity shown here. Reproduced from figure 6 of Milgrom (2019a) by permission of Moti Milgrom and the American Physical Society.

groups. Checking this would require a large scale map of the gravitational field (e.g. Desmond et al. 2018).

While the 3D structure of a galaxy group is generally unknown, recent observations have clarified the 3D structure of the Centaurus A galaxy group and allowed a kinematic analysis (Müller et al. 2022). Allowing for both rotation and random motion, those authors detected both at high significance based on the RVs of 28 member galaxies and distances for 27 of them. Both contribute similarly to supporting the system against gravity, whose strength can thus be inferred from the kinematics. The estimated group v_c of 258 ± 57 km/s is consistent with the BTFR (Equation 45). Since the internal gravity should dominate over the EFE out to 500 kpc (Oria et al. 2021) and the observations only go out to 800 kpc, the kinematics of the Centaurus A group are consistent with MOND expectations. This success is on a much larger scale than Centaurus A itself, which is also consistent with MOND (Samurović 2016a). In a Λ CDM context, the large size of this group and the low accelerations at its outskirts mean that a significant proportion of DM is required, much more than the cosmic fraction inferred from e.g. fits to the CMB. As a result, there should be $\approx 8 \times 10^{11} M_\odot$ of hot gas in this very nearby galaxy group (Müller et al. 2022). X-ray observations indicate that the actual amount is $\approx 4\%$ of this out to the virial radius of 300 kpc (Gaspari et al. 2019).

In addition to roughly spherical galaxy groups, it is also possible to test MOND with filamentary structures like the Perseus-Pisces superfilament (Haynes & Giovanelli 1986). The observations were found to be broadly consistent with MOND, though the uncertainties were large because it was necessary to make various simplifying assumptions (Milgrom 1997). Nonetheless, the study is interesting be-

cause it probed very low accelerations (only a few percent of a_0), which in a Newtonian analysis leads to a very large proportion of missing gravity (Eisenstein et al. 1997). Moreover, the linear mass distribution is rather unique – typical rotation curve analyses only probe a disc geometry, and even then the critical outer parts of the rotation curve are mainly sensitive to the total baryonic mass. While the inner parts of the rotation curve are somewhat more sensitive to the disc geometry, such analyses mainly test the force law for an isolated point mass (Equation 5), especially if the focus is on the outer regions (e.g. Lelli et al. 2019).

In the Λ CDM paradigm, the above-mentioned observational results merely indicate how much DM each system should have. It is difficult to judge whether this is reasonable. As with galaxies, in principle a wide range of DM fractions would be possible, so the agreement with MOND is not a priori expected. We conclude that this agreement could pose a fine-tuning problem similar to that faced by Λ CDM in galaxies (Section 3). The problem is less severe in galaxy groups due to the possibility of interlopers and the smaller number of tracers in each group, among other difficulties.

7 GALAXY CLUSTERS

The largest gravitationally bound structures in the Universe are galaxy clusters. Their importance to the missing gravity problem goes back almost a century (Zwicky 1933, 1937). The very large amounts of missing gravity claimed in the earlier works were mostly due to an erroneous assumption that most of the baryonic mass lies in the galaxies. Galaxy clusters actually contain a very significant component of intracluster gas, but this only became detectable much later with the advent of space-based X-ray telescopes (Sarazin 1986). This very substantial addition to the baryonic mass budget of galaxy clusters is however not sufficient to resolve the missing gravity problem on this scale (for a review, see Allen et al. 2011). In a standard context, the missing gravity is assumed to come from CDM. As we discuss below, this problem is reduced but not completely alleviated in MOND. We will argue that this does not rule out the MOND scenario, but it does place important constraints on how MOND can be made to work in a broader cosmological context.

7.1 Internal dynamics

Galaxy clusters have internal accelerations that are typically of order a_0 or slightly above, so MOND can provide only a small amount of extra gravity. It has long been known that this is insufficient to completely solve the missing gravity problem in galaxy clusters (Sanders 1999; Aguirre et al. 2001; Sanders 2003). It is sometimes argued that the MOND dynamical mass is only twice the detectable baryonic mass, which is much less than the discrepancy with Newtonian gravity (e.g. Milgrom 2015b). While this may be correct, the discrepancy in MOND must still be understood. We argue it is unlikely that the very substantial mismatch between the MOND dynamical mass and the directly detected baryonic mass in galaxy clusters arises from some form of baryonic matter that has thus far evaded detection (though see Milgrom 2015b).

An important clue is that if we assume the MOND dynamical mass is correct and also that our inventory of baryons in galaxy clusters is nearly complete, then the implied baryon fraction matches that required by standard fits to the CMB power spectrum and the acoustic oscillations therein (Pointecouteau & Silk 2005). Part of the cluster baryon budget is the intracluster light due to stars outside galaxies (Gonzalez et al. 2007). Including this component, Gonzalez et al. (2013) obtained baryon fractions consistent with the Planck determination (Planck Collaboration VI 2020). Other studies also assign galaxy clusters a baryon fraction quite close to that implied by the CMB, especially at the high mass end (COSMOS Collaboration 2009; McGaugh et al. 2010). Since the accelerations there are generally large enough for MOND to have only a small impact, it seems logical that the Universe as a whole contains a dominant non-baryonic component.

Colliding galaxy clusters provide important clues regarding where the extra gravity comes from, mainly because they allow for more detailed studies beyond just the radial profiles of the gravitational field and enclosed baryonic mass. A crucial observation in this regard is the Bullet Cluster (discovered by Tucker et al. 1995). Its interacting nature was noted by Tucker et al. (1998), who identified the Bullet sub-component and thereby revealed the ongoing interaction. This is also apparent in Chandra X-ray observations of a clear bow shock (Markevitch et al. 2002). The importance of the Bullet Cluster stems from the offset between its X-ray and weak lensing peaks, which has been detected at high significance (Clowe et al. 2004, 2006).

The conventional interpretation is that the clusters consisted of hot gas embedded in DM halos. When the clusters collided at high velocity, the gas experienced substantial hydrodynamical drag, causing it to slow down. However, the collisionless DM halos were not decelerated in this manner. As a result, the DM halos reached a larger post-interaction separation than the gas, explaining why the weak lensing peaks are more widely separated than the X-ray peaks. This morphology can be reproduced in idealized non-cosmological Newtonian simulations of the merger (Lage & Farrar 2014).

It is of course not wise to place undue emphasis on any individual system, especially when the Train Wreck cluster seems to have the opposite properties to the Bullet Cluster (as briefly reviewed in Deshev et al. 2017). One reason is that filaments near a system in projection can have non-trivial effects on the weak lensing signature in MOND due to its non-linearity (Feix et al. 2008). In any case, structures along the LOS can also create a weak lensing peak, even if this may seem a lucky coincidence that is not the most favoured interpretation. However, a chance alignment of this sort is often advocated for the Train Wreck cluster because a central concentration of DM would not be expected. In general, disagreement of a theory with observations can often be attributed to errors with the observations or their interpretation, but this logic is rarely applied when a popular theory agrees with observations. Just as a claimed falsification of a theory might be a mistake, so too can a seemingly correct prediction be a mistake caused by a coincidence between incorrect observations and incorrect predictions. Nonetheless, it could be argued that only one chance alignment is needed in the Train Wreck cluster but two are needed in the Bullet Cluster to explain its two observed weak lensing peaks. It

is therefore probable that there is indeed an offset between its X-ray gas and $\nabla \cdot \mathbf{g}$, the source of the gravitational field. Such offsets have also been detected in 37 other clusters (Shan et al. 2010).

Mainly due to this offset, the Bullet Cluster is quite difficult to reproduce in MOND using only its directly detected baryonic matter (Knebe et al. 2009). However, the Bullet Cluster can be reconciled with MOND using extra collisionless matter in the form of neutrinos at a mass of $2 \text{ eV}/c^2$ (Angus et al. 2007). A large offset between the weak lensing and X-ray peaks is clearly evident in their figure 1, which we reproduce as our Figure 25. Angus et al. (2007) suggested that ordinary neutrinos could be sufficient, but $2 \text{ eV}/c^2$ is now known to be above the Katrin cosmology-independent upper limit on the ordinary neutrino mass, which is only $1.1 \text{ eV}/c^2$ at 90% confidence (Katrin Collaboration 2019). Moreover, even neutrinos with a mass of $7 \text{ eV}/c^2$ would be insufficient to explain the lensing caused by some galaxy clusters in a MOND context (Natarajan & Zhao 2008).

These difficulties led to the hypothesis of an undiscovered sterile neutrino with a mass of $11 \text{ eV}/c^2$ (Angus 2009). While significantly more massive than the ordinary neutrinos, this is still so low that galaxy rotation curve fits would not be affected (Angus 2010). The reason is not due to the high velocities of the neutrinos – the CMB temperature of 2.725 K corresponds to an energy of $2.35 \times 10^{-4} \text{ eV}$, implying the Universe has expanded $47000\times$ since any such neutrinos became non-relativistic. In the absence of structure, their typical velocities today would therefore be about $c/47000$. This is only 6.4 km/s , or $\approx 1\%$ of the local escape velocity from the MW (Williams et al. 2017; Monari et al. 2018). Sterile neutrinos with a mass of $11 \text{ eV}/c^2$ are nonetheless unable to form substantial galactic halos around MW-like discs due to the Tremaine-Gunn limit (Tremaine & Gunn 1979). The important constraint is the phase space density of the neutrinos, which are subject to the Pauli Exclusion Principle. As a result, halos of gravitationally bound sterile neutrinos are actually expected around galaxies, but they would be dynamically irrelevant even if all available phase space states were filled. Galaxy clusters are not only larger, they also have a deeper potential and thus a higher velocity dispersion, increasing the available phase space volume. Therefore, it is possible for sterile neutrinos to be dynamically relevant in galaxy clusters but not in galaxies.

Assuming MOND is the correct theory, we can infer the mass distribution and subtract the baryonic component, thereby identifying where the sterile neutrinos must be hiding. This was attempted by Angus et al. (2010), who then addressed whether the inferred density distribution of the sterile neutrinos is consistent with the Tremaine-Gunn limit. Strikingly, the neutrinos just reached this limit at the centre of the cluster in all 30 cases considered, at least if plausible assumptions were made regarding the M_*/L of the brightest cluster galaxy. This suggests that the sterile neutrinos accreted into a halo until they reached the Tremaine-Gunn limit, preventing further accretion (at least in the central regions). While some other interpretation could be advanced, we argue that it would be a rather unlikely coincidence if the observations are caused by CDM particles with a vastly higher Tremaine-Gunn limit to their mass density.

The sterile neutrino solution to the MOND cluster problem is also suggested by the MOND galaxy cluster analysis

of Ettori et al. (2019). Though the overall discrepancy (at large radii) is smaller than in previous studies, their figure 6 shows that the extra dynamical mass required in MOND is in a centrally concentrated component, as might be expected for a dense sterile neutrino core at the Tremaine-Gunn limit. Moreover, if sterile neutrinos with a mass of $11 \text{ eV}/c^2$ were thermalized in the early universe, they would have the same relic abundance as the CDM in the ΛCDM paradigm, thus explaining the acoustic oscillations in the CMB (Angus 2009; Haslbauer et al. 2020). There are also some hints for sterile neutrinos in terrestrial experiments (for a review, see Giunti & Lasserre 2019). While the latest results disfavour the sterile neutrino interpretation of the anomalies in short-baseline experiments (MicroBooNE collaboration 2021), this is far from ruled out at present (Argüelles et al. 2021).

Substructures identified in galaxy cluster lenses could pose a tight constraint on sterile neutrinos due to the Tremaine-Gunn limit. In this regard, the straight arc around Abell 2390 was found to be consistent with $11 \text{ eV}/c^2$ sterile neutrinos in a MOND context (Feix et al. 2010). Other cluster-scale lenses could pose further constraints. In principle, the sterile neutrinos could have a higher mass, but their mass should be $\lesssim 300 \text{ eV}/c^2$ to avoid disrupting MOND fits to the internal dynamics of galaxies (Angus 2010).

If MOND is correct, some explanation must be advanced for why galaxies obey it but galaxy clusters seemingly do not. We have argued above that this is because galaxy clusters have much deeper potentials and larger sizes, both of which increase the phase space volume available to sterile neutrinos. As a result, sterile neutrinos at the Tremaine-Gunn limit would significantly affect galaxy clusters but not galaxies.

The deeper potentials in galaxy cluster environments may lead to a new regime of gravity that is not apparent in galaxies. This has given rise to the hypothesis known as extended MOND (EMOND; Zhao & Famaey 2012), which promotes a_0 to a dynamical variable that takes on higher values in regions with a deeper potential. The idea was explored further by Hodson & Zhao (2017a). While initial results were somewhat promising, we prefer the sterile neutrino interpretation because it would also explain the high third peak in the CMB power spectrum (Section 9.2.1).

We should of course bear in mind the possibility that some modification to gravity can account for these observations using only the directly observed M_s . For example, MOG can account for the weak lensing properties of the Bullet Cluster using only its observed mass (Brownstein & Moffat 2007). While MOG has now been excluded at high significance by many interlocking lines of evidence (Section 3.6), it remains possible that some other modification to GR could satisfy the relevant constraints (e.g. Acedo 2017). This is suggested by the fact that the total matter density in ΛCDM exceeds the baryonic density by a factor close to 2π rather than by many orders of magnitude, as might be expected if the mean baryon and CDM densities were set by very different physics (Milgrom 2020).

These difficulties with modified gravity approaches can be interpreted as a sign that we should return to the ΛCDM picture, which can statistically account for the CMB anisotropies (Planck Collaboration VI 2020) and seems able to account for the internal dynamics of galaxy clusters thanks to the presence of CDM in large amounts. The prob-

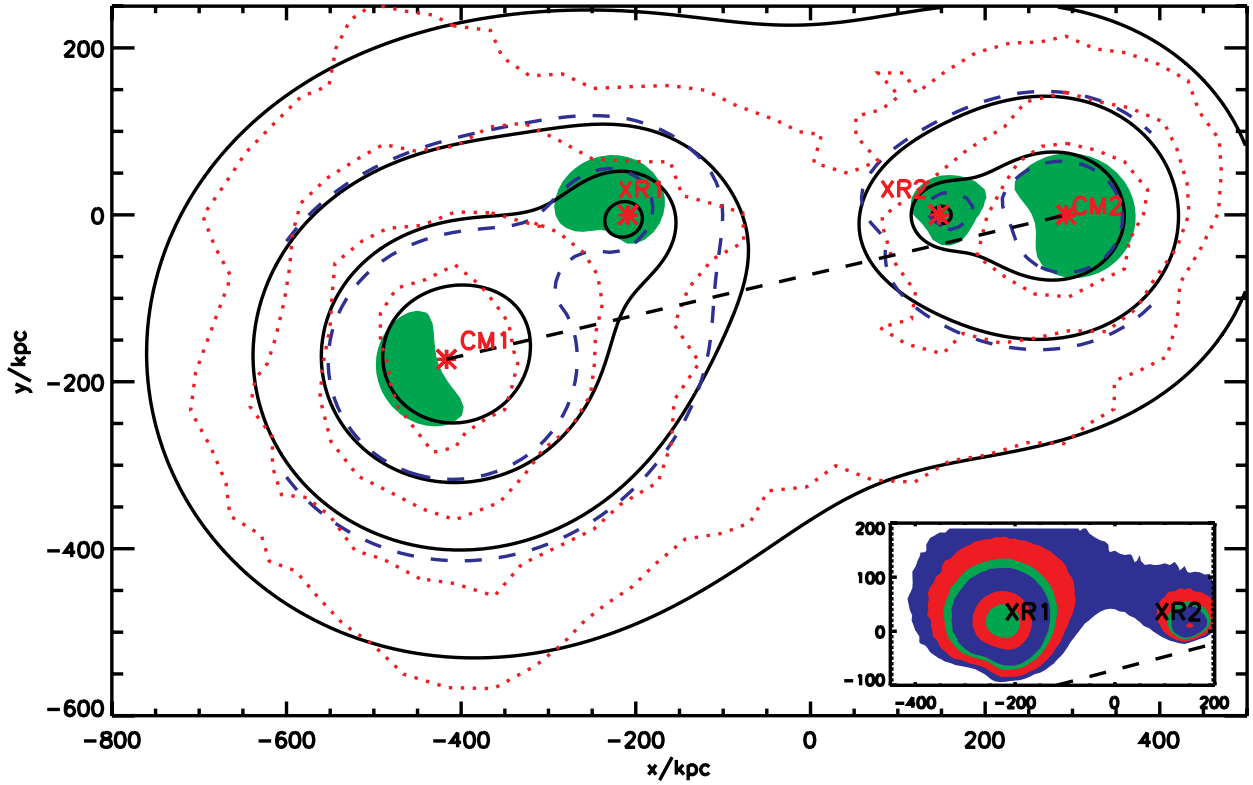


Figure 25. Weak lensing convergence map of the Bullet Cluster, shown using contours in a MOND model with $2 \text{ eV}/c^2$ sterile neutrinos (solid black lines) and as observed (dotted red lines). A four-centred potential is used, with two centres corresponding to the gas (red stars labelled XR) and two centres corresponding to the neutrinos (red stars labelled CM). The inset shows the gas surface density in this model. Notice the good match to the weak lensing data (Clowe et al. 2006). Reproduced from figure 1 of Angus et al. (2007) using ApJ author republication rights.

lem then becomes how to explain the successes of MOND (e.g. Famaey & McGaugh 2012; Lelli et al. 2017b; Shelest & Lelli 2020) and the failures of Λ CDM (e.g. Kroupa 2012, 2015; Peebles 2020). A hybrid approach (elaborated in Section 9.2) seems to be the best way to explain available observations across all scales.

7.2 Probing structure formation

The distribution of galaxy clusters is sensitive to the growth of structure from the small observed density perturbations in the CMB. The observed low-redshift cluster mass function seems broadly consistent with Λ CDM over the mass range ($3 \times 10^{12} - 5 \times 10^{14}$) M_{\odot} (Böhlinger et al. 2017), though this is subject to the normalization of the relation between cluster mass and X-ray luminosity (Böhlinger et al. 2014; Schrabback et al. 2021a). The general expectation in MOND is that there should be deviations from Λ CDM in terms of galaxy clusters forming with too high a mass too early in cosmic history (Sanders 2001). This is also apparent from N -body simulations (Angus et al. 2013; Katz et al. 2013) using a MOND cosmology that we discuss later (Section 9.2.2).

The Bullet Cluster was thought to provide just such a challenge. Initial modelling attempts implied a very high collision velocity (Milosavljević et al. 2007; Springel & Farrar 2007; Mastropietro & Burkert 2008), leading to significant

tension with Λ CDM expectations (Lee & Komatsu 2010; Thompson & Nagamine 2012). It was later shown that the morphology can be reproduced in idealized non-cosmological Λ CDM simulations of the merger with a lower infall velocity (Lage & Farrar 2014). The parameters of their simulation are not thought to be seriously problematic for Λ CDM (Watson et al. 2014; Thompson et al. 2015). Indeed, it has been estimated that 0.1 analogues are expected over the full sky out to the Bullet Cluster redshift of 0.30 (Kraljic & Sarkar 2015).

A much more problematic galaxy cluster collision is El Gordo (Menanteau et al. 2010, 2012). This has a higher redshift, mass (Jee et al. 2014), and ratio of infall velocity to escape velocity (Molnar & Broadhurst 2015; Ng et al. 2015; Zhang et al. 2015). Collisions between individually rare massive galaxy clusters should be quite unlikely as it is necessary to form two massive clusters within striking distance. By considering the properties of galaxy cluster pairs that have turned around from the cosmic expansion in the Hubble-volume Jubilee cosmological Λ CDM simulation (Watson et al. 2013), it was shown that El Gordo rules out Λ CDM at 6.16σ significance (Asencio, Banik & Kroupa 2021). The falsification is illustrated in their figure 7, which we reproduce as our Figure 26. This shows the mass-redshift distribution along our past lightcone of galaxy cluster pairs that have turned around from the cosmic expansion with similar dimensionless parameters to El Gordo. The solid red

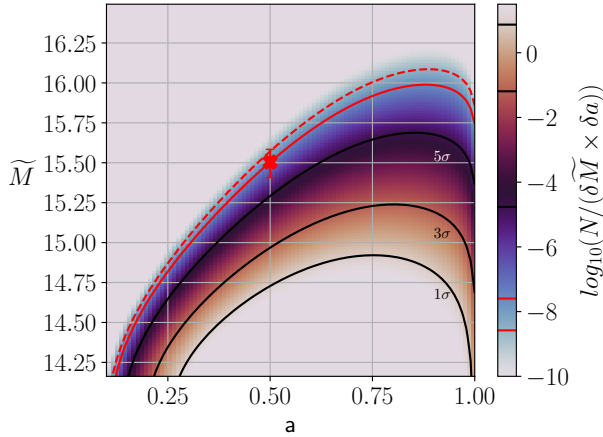


Figure 26. The mass-redshift distribution in Λ CDM of El Gordo-like galaxy cluster collisions in a 755 square degree region of sky along our past lightcone. The probability density is shown using the indicated colour scale in the parameter space of the cosmic scale factor a when the collision occurred and the total virial mass M of the clusters, expressed here as $\tilde{M} \equiv \log_{10}(M/M_{\odot})$. The red cross shows the El Gordo parameters, with the error bar showing a 20% uncertainty on its M . The total probability outside each contour is used to find its level of significance, which is indicated on the figure. The contour passing through the El Gordo parameters is shown with a solid red line representing the locus of 6.16σ outliers to Λ CDM expectations, the probability beyond which is 7.51×10^{-10} . Reproduced from figure 7 of [Asencio et al. \(2021\)](#).

contour passes through the parameters for the pre-merger configuration of El Gordo, shown with a red cross.

The pre-merger configuration was obtained from non-cosmological hydrodynamical simulations of the merger ([Zhang et al. 2015](#)), with their best-fitting Model B used in the main analysis. Those authors were aware that their preferred pre-merger parameters would cause tension with Λ CDM, motivating them to consider a wide range of model parameters and check which ones might be compatible with observations of El Gordo. They ran 123 models altogether, with their preferred parameters in agreement with previous studies. But some other models also gave plausible fits to the observations at some epoch if viewed from some direction. Consequently, it is important to look beyond their best-fitting model and consider a wider range of possible pre-merger configurations that evolve into something resembling the observed morphology of El Gordo. To this end, the parameters of the [Zhang et al. \(2015\)](#) Model A were considered by [Asencio et al. \(2021\)](#), with the lower mass making the pre-merger configuration more likely in Jubilee. However, the tension in this case is still 5.14σ , so the initial configuration of the model could not plausibly arise in Λ CDM cosmology. If the pre-merger parameters are pushed into the range where consistency is gained, then it becomes impossible to explain the observed morphology of El Gordo. For instance, using too low a mass would cause disagreement with the observed X-ray flux, while too low a velocity would be inconsistent with the observed two-tailed morphology. It appears impossible for a Newtonian hydrodynamical simulation to reproduce the observed morphology of El Gordo using a pre-merger configuration that is plausible in Λ CDM.

The high El Gordo mass was recently confirmed in a

detailed Λ CDM weak lensing analysis that gives it a total mass of $2.13^{+0.25}_{-0.23} \times 10^{15} M_{\odot}$ ([Kim et al. 2021](#)). While slightly lower than the $3.2 \times 10^{15} M_{\odot}$ assumed in Model B of [Zhang et al. \(2015\)](#), it is slightly higher than the $1.95 \times 10^{15} M_{\odot}$ assumed in their Model A, which as mentioned above has initial conditions incompatible with Λ CDM cosmology. It is therefore very surprising that [Kim et al. \(2021\)](#) claim their weak lensing measurements reconcile El Gordo with Λ CDM expectations. A closer examination of their work reveals that this is certainly not the case because the slightly lower weak lensing mass only slightly reduces the tension for Λ CDM. Instead, the main reason for this claim is the use of a very low pre-merger infall velocity, which is not directly measured in a weak lensing analysis. The authors attempted to fit some aspects of the El Gordo morphology using a simplified analysis that does not include dynamical friction, which would be quite considerable for galaxy clusters as massive as the El Gordo progenitors. This might explain why [Kim et al. \(2021\)](#) were unable to reproduce the observed locations of the radio relics. It is possible that including dynamical friction would lead to a better match, but then the preferred model parameters might differ greatly from what they obtained. A detailed parameter study of El Gordo using hydrodynamical simulations was indeed conducted previously by [Zhang et al. \(2015\)](#). The only problem identified by [Kim et al. \(2021\)](#) with this study was that the collision velocities were too high for Λ CDM, which might naturally arise in the MOND scenario due to an isolated point mass having a logarithmic potential in the deep-MOND limit.¹ Moreover, [Zhang et al. \(2015\)](#) were aware that their model parameters would be in tension with Λ CDM expectations, so those authors already tried lowering the mass and infall velocity of the El Gordo progenitors. This is possible to only a limited extent while remaining consistent with the observed morphology of El Gordo. Therefore, we reject the claim of [Kim et al. \(2021\)](#) that El Gordo is compatible with Λ CDM – there are currently no Newtonian hydrodynamical simulations of it that match its observed properties and morphology with initial conditions that might plausibly arise in the Λ CDM framework. Rather, the great many hydrodynamical simulations that have been done so far indicate that the observed properties of El Gordo can arise only for a pre-merger configuration which is not feasible in Λ CDM. Some of these simulations use a slightly lower El Gordo mass as favoured by [Kim et al. \(2021\)](#). Moreover, those authors seem to favour the returning scenario for El Gordo whereby the clusters are observed when approaching each other for a second time. This would increase the elapsed time since the clusters first came into contact with each other, so the pre-merger configuration would need to exist at an even earlier stage in cosmic history, worsening the problem for Λ CDM (Figure 26).

In addition to El Gordo, there are several other galaxy clusters which might be problematic for Λ CDM ([Asencio et al. 2021](#)). For instance, scaling the Bullet Cluster results of [Kraljic & Sarkar \(2015\)](#) to the sky area of its discovery survey reveals that it presents 2.78σ tension ([Asencio et al.](#)

¹ A Newtonian simulation of the interaction should still be quite accurate because the accelerations are above a_0 during the interaction phase and because galaxy clusters are expected to contain a dominant dark matter component even in MOND (Section 9.2).

2021). Combined with El Gordo, the tension rises to 6.43σ (see their section 3.4). The tension is so serious that it cannot be resolved by the discovery of no further problematic clusters for Λ CDM in the rest of the sky.

An important aspect of Asencio et al. (2021) was the use of previously conducted MOND cosmological N -body simulations (Katz et al. 2013) to estimate the occurrence rate of El Gordo analogues in MOND. Scaling their results to the effective volume of the survey in which El Gordo was discovered, we expect ≈ 1.2 El Gordo analogues in MOND cosmology (Asencio et al. 2021). This is quite consistent with observations (see their section 4.3). However, the expected number of El Gordo analogues in Λ CDM is only 7.51×10^{-10} in the survey region (see their section 3.3).

This demonstrates that the successes of MOND and the failures of Λ CDM extend well beyond the low-redshift Universe and the galaxy rotation curve data which originally motivated the MOND hypothesis (Milgrom 1983a). El Gordo is on a large enough scale that it should be well resolved in cosmological simulations. Moreover, the large scale shock features would be little affected by galaxy-scale baryonic feedback processes. Further weak lensing observations of El Gordo would help to put its mass on a less model-dependent footing, at least in the sense of not relying on hydrodynamical simulations of the merger. Even so, it seems extremely unlikely that a Newtonian simulation of El Gordo will be found to reproduce its detailed morphological properties while also using a pre-merger configuration consistent with Λ CDM cosmology. The very large size of the Hubble-volume Jubilee cosmological simulation and the large number of cluster pairs used in the analysis of Asencio et al. (2021) argues against uncertainties on the Λ CDM side. Indeed, figure 8 of Böhringer et al. (2017) shows that very few galaxy clusters with the El Gordo mass are expected at its redshift of 0.87 (Menanteau et al. 2012). Since El Gordo is actually two interacting clusters, this would be even less likely, and is perhaps the main reason the Bullet Cluster and especially El Gordo are so problematic for Λ CDM.

8 LARGE-SCALE STRUCTURE

Since disc galaxy outskirts are already in the low-acceleration regime, tests of MOND should be possible on scales larger than individual galaxies. In addition to virialized systems, the large-scale structure of the Universe could provide important constraints. We defer a discussion of the CMB to Section 9 because this does not presently help to distinguish between the Λ CDM and MOND models. For the moment, we focus on later epochs.

It was argued that MOND has difficulty reproducing the internal properties of spectroscopically detected Lyman- α (Ly- α) absorbers, i.e. the Ly- α forest (Aguirre et al. 2001). However, those authors noted that consistency could be gained if the EFE was considered. In general, the EFE should have been stronger at higher redshift because the less pronounced cosmic structures at earlier times would be more than compensated by a smaller Universe (e.g. Asencio et al. 2021). Those authors estimated that $g_e \propto 1/a$ (see their section 4.3). Bearing in mind that estimates for g_e today are typically $\approx 0.03 a_0$ (Banik et al. 2018a) or $0.05 a_0$ (Haslbauer et al. 2020), we can take an intermediate value of $0.04 a_0$ and

scale it up by 4 to correspond to the Ly- α results of Aguirre et al. (2001), which were typically at $a = 0.25$ or $z = 3$ (see their section 2). This yields $g_e = 0.16 a_0$, which according to them would reconcile the observations with MOND. However, they argued that MOND is strongly inconsistent with the Ly- α observations if the EFE is neglected, demonstrating its crucial role especially in the early universe.

8.1 The KBC void and Hubble tension

On even larger scales, the accelerations would be even lower, so we might expect MOND to cause a significant enhancement to the density fluctuations on ~ 100 Mpc scales (Sanders 2001). Since observations are easier at smaller distances, we focus on the low-redshift Universe to check for significant density fluctuations exceeding what might be expected in Λ CDM. There is quite strong evidence that we are inside an underdensity of radius ≈ 300 Mpc known as the KBC void (Keenan, Barger & Cowie 2013). Their work used near-infrared measurements covering 57% – 75% of the galaxy luminosity function in different redshift slices (see their figure 9). The apparent luminosity density over the range $z = 0.01 - 0.07$ is smaller than the average defined by more distant redshift bins, with an apparent density contrast of $(46 \pm 6)\%$ (see the light blue dot in their figure 11). Alternatively, one can consider the low-redshift normalization as representative of the cosmic average, but then the higher redshift results covering out to $z \approx 0.2$ (400 – 800 Mpc) would correspond to twice the cosmic mean density over a much larger volume, which is far less plausible.

The KBC void (discussed also in Wong et al. 2021) rules out Λ CDM cosmology at 6.04σ (Haslbauer et al. 2020) based on a comparison to the Millennium XXL (MXXL) simulation (Angulo et al. 2012). This conclusion is very robust because the length scale corresponds to the linear regime of Λ CDM, where the density fluctuations are expected to be only a few percent. Galaxies with $M_* \approx 10^{10} M_\odot$ should be very reliable tracers of the underlying matter distribution on such a large scale, especially as the comparison in Haslbauer et al. (2020) was done based on the abundance matching (Springel et al. 2005; Angulo et al. 2014) stellar mass in halos with $M_* > 10^{10} h^{-1} M_\odot$, where h is the Hubble constant H_0 in units of 100 km/s/Mpc. Moreover, the KBC void has been detected across the entire electromagnetic spectrum, from the radio (Rubart & Schwarz 2013) to X-rays (Böhringer et al. 2015, 2020), as discussed further in section 1.1 of Haslbauer et al. (2020).

Since the Universe was fairly homogeneous at early times (Planck Collaboration XXVII 2014), a large local underdensity can only have arisen due to outflow in excess of a uniform expansion. We therefore expect the locally measured H_0 to exceed the value inferred from observations beyond the void, e.g. from CMB anisotropies. In section 1.1 of Haslbauer et al. (2020), it was estimated that this excess in H_0 should be $\approx 11\%$, though the exact value will depend on e.g. which alternative model is used to account for the KBC void, which distance range is used to measure the local H_0 , etc.

Observationally, the Hubble tension (reviewed in Riess 2020) is a statistically significant detection of precisely this excess. We cannot hope to thoroughly review such a vast topic here, but we briefly mention some of the more recent

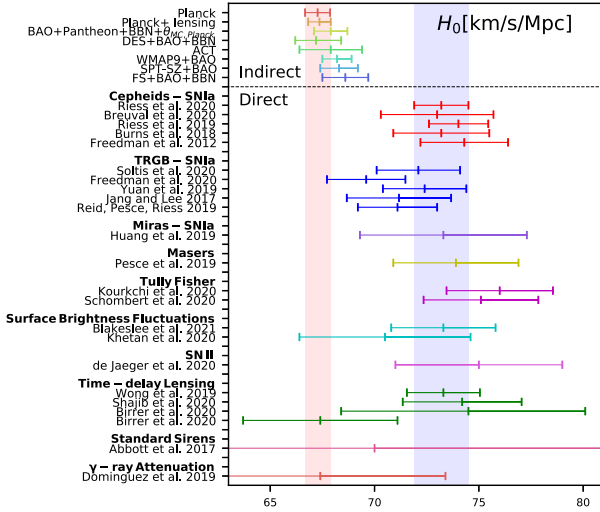


Figure 27. Compilation of different H_0 measurements. The determinations at the top from early Universe probes depend on the assumption of Λ CDM, and are thus indirect measurements. The direct measurements (below the dashed line) are from late Universe probes, sorted into blocks according to the technique used. The shaded vertical bands show that the early Universe determination (red) is significantly below the late Universe determination (blue), with the $\approx 10\%$ discrepancy known as the Hubble tension. Reproduced from figure 1 of Di Valentino (2021).

works. The Planck determination of H_0 (Planck Collaboration VI 2020) has recently been independently verified using ground-based surveys covering a smaller portion of the sky at high angular resolution (Aiola et al. 2020). The low-redshift probes typically rely on some method to calibrate the absolute luminosity of type Ia supernovae. Cepheid variables can be used for this thanks to a significantly improved calibration of the Leavitt law using Gaia trigonometric parallaxes (Riess et al. 2021). Gaia early data release 3 (Gaia Collaboration 2021a) has also allowed for a parallax determination to ω Centauri, fixing its distance at 5.24 ± 0.11 kpc (Soltis et al. 2021). This sets the absolute magnitude of the tip of the red giant branch, which is better suited for measuring distances to dwarf galaxies that lack recently formed stars and thus Cepheid variables. Both methods of calibrating the supernova distance ladder give consistent results for H_0 in the local Universe (see also Anand et al. 2022), with other techniques like megamasers (Pesce et al. 2020) also giving a similar result. Figure 1 of Di Valentino (2021) nicely illustrates the tension between early and late ‘measures’ of H_0 , so we have reproduced this as our Figure 27. Note that the early Universe determinations are actually predictions assuming Λ CDM cosmology. The late Universe determinations are less model-dependent, but may still deviate from the true background expansion rate.

The KBC void and Hubble tension are two sides of the same coin – a significant local underdensity is caused by outflow in excess of cosmic expansion, which is the Hubble tension. The Λ CDM relation between an underdensity and the locally inferred H_0 is shown in our Figure 28, which reproduces figure 2 of Haslbauer et al. (2020). The relation passes close to the observed combination of density contrast and Hubble constant excess. This is unlikely if there are significant systematics with both the density contrast measured

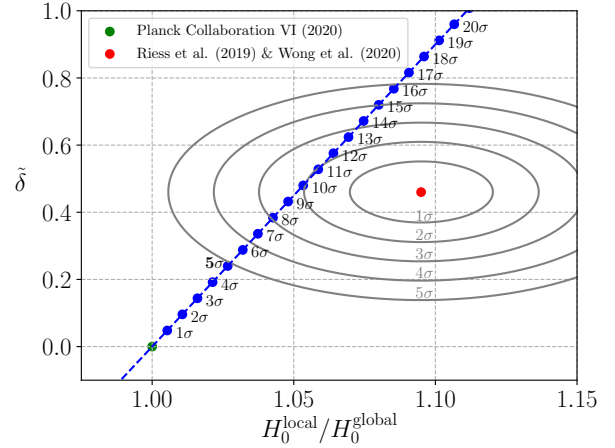


Figure 28. For a randomly located observer in a Λ CDM universe, the dotted blue line shows the relation between the fractional underdensity in a thick spherical shell of radius $40 - 300$ Mpc and the fraction by which the local expansion rate appears to exceed the true cosmic value. The green dot at $(1, 0)$ would arise for an average observer, but some cosmic variance is expected. This is shown with the blue points on a line, with the adjacent text labels indicating the likelihood of such a departure from homogeneity. The observed combination is shown as a red dot, with error ellipses indicating the uncertainty. Notice that a 5σ density fluctuation in Λ CDM is not sufficient to get within the 5σ observationally allowed region. The existence of both a local underdensity and an enhanced local Hubble constant argues for a common explanation in a different framework where structure forms more efficiently than in Λ CDM. Reproduced from figure 2 of Haslbauer et al. (2020).

by Keenan et al. (2013) and the local measurements of H_0 reviewed in Di Valentino (2021). Indeed, the observations could be fit reasonably in Λ CDM if we allow ourselves to reside within an $\approx 10\sigma$ underdensity. As this is statistically very unlikely, a better solution would be to explain the observations in a different model that is similar to Λ CDM with regards to the CMB and expansion rate history, but has much more structure at late times. Haslbauer et al. (2020) achieved just that, as discussed further in Section 9.2.2.

If a large local void is responsible for the Hubble tension, we would expect to regain consistency with a Planck background cosmology at $z \gtrsim 0.2$. Locally, this would appear as an unexpectedly large curvature in the Hubble diagram of distance against redshift, as the universe would appear to follow a standard background expansion history until $a \approx 0.9$, but then accelerate at late times to a much greater extent than expected in Λ CDM. This can be parametrized using the acceleration parameter $\bar{q}_0 \equiv a\ddot{a}/\dot{a}^2$, this being the negative of the conventionally defined deceleration parameter q_0 . In Λ CDM, we expect that $\bar{q}_0 = 0.53$, but observationally it is 1.08 ± 0.29 based on a Taylor expansion to measure \dot{a} and \ddot{a} without strong priors (Camarena & Marra 2020a,b). Though consistent with standard cosmology, the preference for larger \bar{q}_0 can be interpreted as evidence for a large local void. Moreover, several other workers argued that a low-redshift underdensity is suggested by the supernova Hubble diagram (Colgáin 2019; Kazantzidis & Perivolaropoulos 2020; Kazantzidis et al. 2021), and more generally that the inferred H_0 declines with redshift (e.g. Krishnan et al. 2020,

2021; Wong et al. 2020; Dainotti et al. 2021). The KBC void has therefore been detected at 0th order (galaxy redshift surveys like the Two Micron All Sky Survey), 1st order (the Hubble tension), and 2nd order (the anomalously high local \bar{q}_0). In principle, it should also be evident at higher order, e.g. in the jerk parameter related to \ddot{a} . However, this is likely to be quite noisy for the time being given the already significant uncertainty on \bar{q}_0 .

As it would be very unlikely for us to lie at the very centre of a large void, another consequence of such a void would be anisotropy in cosmological observables like the inferred Hubble constant. There is actually strong evidence for precisely that – observations reveal a dipole in H_0 with a fractional magnitude comparable to the Hubble tension (Migkas & Reiprich 2018). The statistical significance of this dipole is 5.9σ based on ten different scaling relations followed by galaxy clusters that allow us to obtain redshift-independent distances (table 3 of Migkas et al. 2021). Moreover, the expected direction of the dipole is similar to the peculiar velocity of the LG in the CMB frame, which in Galactic coordinates is towards $(276^\circ, 30^\circ)$. This is generically expected if the LG peculiar velocity is largely caused by the void, since the peculiar velocities in this direction would then be different to those at right angles. A more detailed comparison is required to check if the KBC void model proposed in Haslbauer et al. (2020) is consistent with observations.

We have seen that extreme galaxy clusters like El Gordo and the Bullet Cluster suggest overdensities are more pronounced than expected in Λ CDM (Section 7.2). The $z \lesssim 0.1$ Universe complements this by demonstrating that underdensities are larger and deeper than expected in Λ CDM. Considering both the KBC void and the Hubble tension, Λ CDM is ruled out at 7.09σ confidence (Haslbauer et al. 2020). Importantly, their work showed that a MOND cosmological model (discussed further in our Section 9.2) can fit the locally measured density and velocity field with only 2.53σ tension. Given the tendency for astronomers to underestimate uncertainties, this represents very good agreement for a theory that was originally designed to address the kpc scales of individual galaxies. It therefore seems very likely that there is more large-scale structure than expected in Λ CDM, i.e. that it underestimates the cosmic variance. This could cause the cluster mass function at $z \lesssim 0.2$ to not be representative, perhaps explaining the lack of lower redshift analogues to El Gordo.

8.2 Other anomalies in large-scale structure

If structure formation proceeds more rapidly than expected in Λ CDM, we expect it to face additional challenges on large scales. For example, the Copernican principle suggests that the KBC void should not be the only supervoid in the observable Universe. This can be addressed with the galaxy two-point correlation function, a measure of how clustered galaxies are on different length scales (Anderson et al. 2012). This is consistent with Λ CDM, but consistency with a model is of course not definitive evidence of its correctness. The main issue is that galaxy surveys do not directly trace the underlying matter distribution. At large distances, only the brightest galaxies can be detected, so it is necessary to as-

sume a bias factor

$$b \equiv \frac{\delta_g}{\delta}, \quad (70)$$

where δ_g is the density contrast in galaxies, δ is the true density contrast in the total matter distribution, and b is the bias, which is usually chosen to match the Λ CDM expectation for density fluctuations on the relevant scale. Consequently, it is quite difficult to obtain an accurate model-independent estimate of δ . This might be possible using deep near-infrared observations that cover the majority of the galaxy luminosity function out to several hundred Mpc (as done by Keenan et al. 2013), since galaxies should be unbiased ($b \approx 1$) tracers of the matter distribution on such large scales in Λ CDM (Peebles 2001), and probably in any cosmological model. However, even the 2MASS survey used by Keenan et al. (2013) only covers 57% – 75% of the luminosity function (see their figure 9). This makes it very difficult to perform a similarly detailed analysis at higher redshift.

A further problem is that galaxy distances are generally not known, so their redshift must be used as a proxy. Even then, the redshift is often estimated photometrically rather than measured spectroscopically. Using photometric redshifts increases the uncertainty, blurring structures along the LOS and making it difficult to identify distant supervoids. Nonetheless, supervoids identified in the Dark Energy Survey (DES) do seem to show an enhanced integrated Sachs-Wolfe (ISW) effect (DES Collaboration 2019). In a stacked analysis of 87 supervoids, those authors found that the effect has an amplitude of 5.2 ± 1.6 times the conventional expectation when combined with the earlier results of Kovács (2018). These persistent anomalies in the ISW signal have been attributed to the growth of structure on 100 Mpc scales differing from Λ CDM expectations (Kovács et al. 2021).

Possibly related to this is the unexpectedly strong foreground lensing of the CMB (Di Valentino, Melchiorri & Silk 2020). Those authors suggested that the problem could instead be an indication that the Universe has a positive curvature, but a closed universe would imply a very low H_0 of $54^{+3.3}_{-4.0}$ km/s/Mpc, far below local measurements (see their figure 7). Including such measurements from either supernovae or baryon acoustic oscillations makes it difficult to reconcile the preferred cosmological parameters from different datasets (Handley 2021). The enhanced lensing amplitude could instead be an imprint of large density fluctuations caused by more rapid growth of structure than expected in Λ CDM. In this scenario, a supervoid would be a more likely explanation for the CMB Cold Spot (Nadathur et al. 2014). Their suggested void profile has a central underdensity of 0.25 and characteristic size of 280 Mpc (see their equation 1), quite similar to the KBC void (Haslbauer et al. 2020). Interestingly, Nadathur et al. (2014) concluded that a supervoid explanation of the CMB Cold Spot is highly unlikely in Λ CDM, supporting the claim of Haslbauer et al. (2020) that the similar KBC void is also unlikely in this framework. The Cold Spot is suggestive of enhanced structure formation on large scales, which could be related to the Hubble tension (Kovács et al. 2020).

On a smaller scale, galaxy formation appears to be more efficient than expected in Λ CDM (Steinhardt et al. 2016;

Marrone et al. 2018; Wang et al. 2019; Rennehan et al. 2020; Tsukui & Iguchi 2021). A problematic galaxy in this respect is ALESS 073.1, whose gas disc is coherently rotating with only a small fraction of kinetic energy in non-circular motion (Lelli et al. 2021). Their figure 2 shows that a significant central bulge is required to fit the rotation curve. If bulges form through hierarchical merging, then the merger should have occurred at $z \gtrsim 5.5$ to leave enough time for the post-merger disc to settle down. Another problematic aspect of the observations is that the galaxy retains a dynamically cold gas disc despite undergoing a starburst and likely possessing a central supermassive black hole. These should create significant baryonic feedback effects on the gas if galaxies are to lose a substantial fraction of their original baryons, as required to explain the RAR in the Λ CDM framework (Section 3). Instead, it seems likely that galaxies are only mildly affected by baryonic feedback processes, in which case they would retain most of their original baryon endowment. The large proportion of missing gravity in especially dwarf galaxies would then need to be explained in some other way, perhaps using MOND.

8.3 Cosmic shear and the matter power spectrum

We have already discussed weak lensing by individual galaxies (Section 3.5), but in principle *any* density fluctuation would cause some gravitational distortion to the light from background objects. This is known as cosmic shear (for a review, see Kilbinger 2015). The weak lensing signature is more pronounced at smaller scales where there is more structure (DES Collaboration 2018), yielding a power spectrum that is generally quite consistent with Λ CDM apart from a mild tension in the amplitude σ_8 of the inferred density fluctuations.

It is not presently clear what the cosmic shear signal would look like in MOND. The slope of the power spectrum is indicative of an inverse square gravity law, which is expected if the EFE dominates (Equation 34). This should occur at distances beyond a few hundred kpc from a galaxy. For comparison, the weak lensing survey of DES Collaboration (2018) only considered $z > 0.2$ (see their section 2), corresponding to an angular diameter distance of 700 Mpc in standard cosmology. Their figure 3 shows that the results are sensitive to angular scales of $0.1^\circ - 1^\circ$, which corresponds to physical distance scales of $r = (1.2 - 12)$ Mpc. We expect the gravitational field from a galaxy to be completely EFE-dominated at this distance – for a galaxy with typical $v_f = 180$ km/s (Kafle et al. 2012), the corresponding acceleration is only $v_f^2/r = 0.007 a_0$ at $r = 1.2$ Mpc, below plausible estimates of the EFE from large-scale structure (e.g. Famaey et al. 2007; Banik et al. 2018a; Chae et al. 2020b, 2021; Haslbauer et al. 2020). Therefore, it is quite likely that the MOND gravity from individual galaxies would follow an inverse square law over the spatial scales covered by cosmological weak lensing surveys (Figure 1).

While this may explain the slope of the weak lensing cross-correlation power spectrum, its normalization would in general differ from Λ CDM expectations if MOND is correct. Since the normalization agrees with Λ CDM to within 10%, we can think of this as the probability that a completely different theory achieves a similar level of agreement. In

MOND, the expected cosmic shear signal is not presently known. It is likely to vary between observers more so than in Λ CDM due to the enhanced structure formation that is generically expected in MOND (e.g. Sanders 2001; Angus et al. 2013; Haslbauer et al. 2020). For instance, an observer located deep within a supervoid may measure a different value for σ_8 to an observer in an overdense region. Cosmic shear calculations would be rather complicated in MOND due to its non-linearity, with matter outside any particular LOS also contributing to the weak lensing signal along that direction (Feix et al. 2008). Given the validity of Equation 42 in MOND, the best solution is probably to apply standard lightcone analysis techniques to the ρ_{eff} distribution at several snapshots of a cosmological MOND simulation, which would be a valuable undertaking that has never been done.

Therefore, the agreement of the weak lensing results with Λ CDM expectations may be fortuitous (Section 10.4). This is suggested by recent hints of a tension in σ_8 (Asgari et al. 2021; Secco et al. 2021), which is also apparent from galaxy cluster number counts (Schrabback et al. 2021a). As discussed further in Section 9.3, a standard late-time matter power spectrum in the linear regime can also be reproduced in the relativistic MOND theory of Skordis & Złotnik (2021), so a success of Λ CDM does not necessarily imply a failure of MOND. Further work will be required to clarify the expected cosmic shear signal in MOND.

9 COSMOLOGICAL CONTEXT

We began this review by briefly discussing the Λ CDM cosmological paradigm (Section 1). The evidence underpinning it places non-trivial cosmological scale constraints on the gravitational physics (Pardo & Spergel 2020). However, their work is not directly applicable to MOND for various reasons, and indeed does not mention MOND at all. The major reason is their focus on linear gravitational theories which are alternatives to DM on cosmological scales. MOND is non-linear in the matter distribution (Equation 18), and is not necessarily an alternative to DM on cosmological scales. In principle, the gravity law and the matter content of the Universe are separate issues – it is quite possible for DM particles to follow a Milgromian gravity law. Historically, MOND was proposed as an “alternative to the hidden mass hypothesis” (Milgrom 1983a), so one can argue that the existence of DM particles would remove the motivation for MOND. However, this is merely a sociological objection, and a weak one at that given the initial focus on galaxies. Scientifically, the question is whether an extra assumption increases the predictive power of a model sufficiently, since otherwise we can apply Occam’s Razor and avoid making the extra assumption. MOND is certainly more complicated than Newtonian gravity, while having DM particles would imply extension(s) to the well-tested standard model of particle physics. There is a tendency to focus on observations which favour one or the other of these extensions to established physics, but both could be correct. In MOND, galaxies should contain very little DM to avoid disrupting rotation curve fits, but DM is certainly not ruled out on larger scales like galaxy clusters (Section 7.1).

The main objection to this hybrid approach seems to be that there is a great deal of theoretical flexibility if one is

prepared to add DM *and* modify the gravity law from GR. On the other hand, we should also consider the improved agreement with observations across a much broader range of scales than can be achieved if we make only one of these assumptions, e.g. assuming only DM leads to failures of Λ CDM on many scales, while assuming only MOND can make it difficult to explain the Bullet Cluster (Figure 25). In Section 10, we carefully assess whether a hybrid model agrees well with observations *given its theoretical flexibility*, and do a similar analysis for Λ CDM. The basic idea is to impose a penalty not only for poor agreement with observations, but also for having a great deal of theoretical flexibility such that agreement with observations does not lend support to the theory (Equation 72).

9.1 Time variation of a_0

A theoretical uncertainty unique to MOND is whether a_0 should always have been equal to its present value. If this is assumed, the LG timing argument works fairly well (Banik et al. 2018a), suggesting that a previous MW-M31 flyby (Section 5.6) leaves little room for a_0 to have been substantially smaller in the past. If instead a_0 was much larger, there would be tension with galaxy rotation curves at high redshift (Milgrom 2017). Between these extremes, there is certainly scope for a_0 to have gradually changed over cosmic time, which would have secular effects on galaxies (Milgrom 2015a) and quite possibly on the CMB. Ever more precise data at high redshift (e.g. Lelli et al. 2021) should put much tighter constraints on any time variation of a_0 . Such variation would also affect structure formation, perhaps leading to an incorrect frequency of El Gordo analogues given that its calculated frequency is about right with constant a_0 (Asencio et al. 2021) according to the cosmological MOND simulations of Katz et al. (2013). If the RAR phenomenology is caused by the complex interplay of baryonic feedback processes in galaxies with CDM halos that obey Newtonian gravity, then the inferred value of a_0 should have a particular redshift dependence (Garaldi et al. 2018).

9.2 The ν HDM model

One of the most promising extensions of MOND to cosmological scales is the neutrino hot dark matter (ν HDM) model (Angus 2009). Its development is in line with the historical pattern of understanding systems at ever greater distance, starting with the Solar System, moving out to galaxies, and then galaxy clusters. As discussed in Section 7.1, clusters require additional undetected mass even in MOND. However, it can explain the equilibrium dynamics of 30 virialized galaxy clusters (Angus et al. 2010) if sterile neutrinos are assumed to exist and to reach the Tremaine-Gunn phase space density limit (Tremaine & Gunn 1979) at the cluster core.

9.2.1 At high redshift

Extending this model to even larger scales, a crucial aspect of ν HDM is that thermal sterile neutrinos with a mass of 11 eV/ c^2 would have the same relic density as the CDM in the

Λ CDM paradigm, leading to a standard expansion rate history (Skordis et al. 2006; Skordis 2006; Dodelson & Liguori 2006). Consequently, ν HDM should be able to account for the primordial abundances of light elements (BBN) similarly to Λ CDM, as discussed further in section 3.1 of Haslbauer et al. (2020). An extra relativistic species would affect the element abundances, but by a very small amount that is quite difficult to rule out at present (see their section 3.1.2).

An important constraint on any cosmological model is the CMB. Haslbauer et al. (2020) explained in detail why the CMB can likely be explained in the ν HDM framework (see their section 3.1.3). There are a few non-trivial aspects to this, which we briefly discuss. To get the relatively strong third peak in the CMB power spectrum, it is necessary to have a sufficient amount of mass in a collisionless component, which the ν HDM paradigm does by choice of the sterile neutrino mass. The gravity law is very similar to GR prior to recombination because the Universe was much smaller then, more than compensating for the density fluctuations being less pronounced. The typical gravitational field can be estimated as $g_{\text{CMB}} \approx 20 a_0$, so MOND would not have substantially affected the universe when $z \gtrsim 50$. Due to the importance of this issue, we discuss it in a little more detail below.

The study that originally introduced ν HDM estimated that $g_{\text{CMB}} \approx 570 a_0$ (section 1 of Angus 2009). However, this is based on the assumption that the angular diameter distance to the CMB is 14 Gpc. In fact, this is the co-moving radial distance to the CMB – the angular diameter distance is smaller by a factor of $a \approx 1/1100$ when the CMB was emitted (section 3 of Clarkson et al. 2014). As a result, the 570 a_0 estimate in Angus (2009) is completely incorrect.

A more careful calculation was presented in section 3.1.3 of Haslbauer et al. (2020). A complementary way of estimating g_{CMB} is to start with the peculiar velocity of the LG with respect to the CMB. This has been measured at 630 km/s (Kogut et al. 1993), implying that today the typical gravity on the relevant scale is $g_{\text{now}} \approx 0.01 a_0$ based on dividing 630 km/s by the Hubble time of 14 Gyr. The actual value is likely a little larger (section 2.2 of Banik et al. 2018a), but we continue with this estimate in order to be conservative. We use this to normalize the fractional amplitude of density fluctuations δ in a Λ CDM universe, since if Λ CDM is correct it must be able to explain the precisely measured LG peculiar velocity (this assumption was verified in e.g. Candlish 2016). We next need to scale δ to the 150 co-moving Mpc scale of the first acoustic peak in the CMB, and then work backwards in time to the recombination era. The enclosed mass on any scale λ is $\propto \lambda^3$, while the fractional density fluctuation is expected to scale as $\delta \propto \lambda^{-1}$ (Harrison 1970; Zeldovich 1972). Combining these results with the inverse square gravity law in Λ CDM, the typical gravitational field from inhomogeneities should depend little on λ in the linear regime. Turning now to the time dependence, we get that $g_{\text{CMB}} \propto \delta/a^2$, with the factor of a^{-2} coming from the inverse square law and our desire to consider a fixed co-moving scale. Λ CDM predicts that $\delta \propto a$ during the matter-dominated era. The growth since recombination would be slightly smaller than a factor of 1100 because dark energy slows down the growth of structure at late times, while structure growth is also slower around the time of recombination due to the still significant contribution

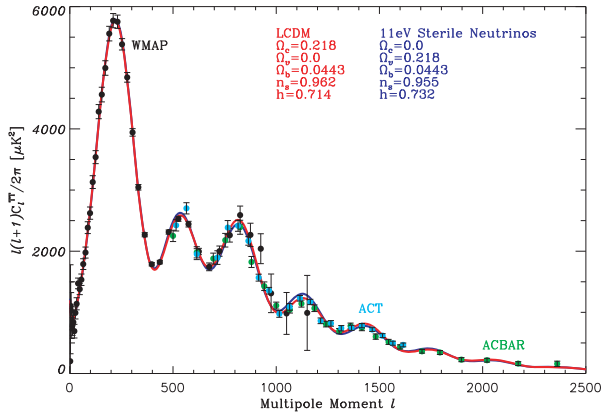


Figure 29. Fit to the angular power spectrum of the CMB using Λ CDM (red) and ν HDM (blue), with the parameters of each model indicated in the figure. Notice that both fit the data well, mainly because the 11 eV/ c^2 mass sterile neutrinos play much the same role in ν HDM that CDM particles do in Λ CDM, with both comprising the same fraction of the cosmic critical density. The Milgromian gravity law assumed in ν HDM is expected to depart little from standard gravity during the recombination era due to the high accelerations, as discussed in the text (see also Haslbauer et al. 2020). Reproduced from figure 1 of Angus & Diaferio (2011).

of radiation to the total mass-energy budget (the Meszaros effect; Meszaros 1974). We therefore assume that δ in the dominant DM component was typically $600\times$ smaller than today during the recombination era. Combining this with our previous estimate that $g_{\text{now}} \approx 0.01 a_0$ and depends little on scale, we get that

$$g_{\text{CMB}} \approx g_{\text{now}} \times \frac{1100^2}{600} = 20 a_0. \quad (71)$$

This is the same as the estimate in Haslbauer et al. (2020), though their estimate used the σ_8 parameter rather than the CMB-frame peculiar velocity of the LG. The similar result in both cases clarifies that the CMB does not provide a strong test of gravitational physics at low accelerations, so the good fit in Λ CDM is not an indication that MOND would necessarily fare worse.

In the recombination era, free streaming effects would be small because sterile neutrinos more massive than 10 eV/ c^2 already have a very small free streaming length (Planck Collaboration XIII 2016), so “their effect on the CMB spectra is identical to that of CDM” (see their section 6.4.3). While some minor differences are to be expected, these could be compensated by slight adjustments to the cosmological parameters (Angus & Diaferio 2011). For example, their analysis found that ν HDM prefers a slightly higher H_0 , which would reduce the Hubble tension but would not solve it (see the CMB fit in their figure 1, which we reproduce in our Figure 29). Combined with a similar angular diameter distance to the CMB as in Λ CDM due to a nearly standard expansion rate history, the CMB does not pose obvious problems for MOND in the ν HDM framework.

9.2.2 At low redshift

Structure formation would be quite non-standard in ν HDM, which generically predicts the formation of supervoids (An-

gus & Diaferio 2011) and massive galaxy clusters (Angus et al. 2013) in the late universe. These predictions were considered problematic, but nowadays the enhanced structure formation in ν HDM seems necessary to form El Gordo (Asencio et al. 2021) and the KBC void (Haslbauer et al. 2020), which are actually very problematic in Λ CDM as discussed in Sections 7.2 and 8, respectively. A semi-analytic calculation in ν HDM showed that a small initial underdensity can evolve over a Hubble time into a large supervoid that matches the observed density profile and velocity field of the KBC void fairly well (Haslbauer et al. 2020). The high peculiar velocities in this model provide a natural solution to the Hubble tension. In this context, the 630 km/s CMB-frame peculiar velocity of the LG is actually rather low, but the likelihood of an even lower velocity arising was found to be 1.9% in their section 2.3.4. The reason is that a local void resolution to the Hubble tension requires an enhancement to the local Hubble constant by ≈ 7 km/s/Mpc (Figure 27). The peculiar velocity is then < 630 km/s in the central ≈ 90 Mpc of the void, which extends out to ≈ 300 Mpc (Keenan et al. 2013). The likelihood of a random observer within this void having a CMB-frame peculiar velocity < 630 km/s is then around $(90/300)^3 = 2.7\%$, which is quite close to the 1.9% yielded by a more detailed calculation (Haslbauer et al. 2020). Their figure 10 shows the overall χ^2 budget of the best-fitting void model, which is in only 2.53σ tension with the considered observables taken in combination. The most problematic individual observation is the above-mentioned issue of the low LG peculiar velocity, which causes only 2.34σ tension.

The lack of even more massive analogues to El Gordo at lower redshift than its $z = 0.87$ (Menanteau et al. 2012) may well be due to the KBC void, which would cause the $z \lesssim 0.2$ Universe to not be representative. This may explain why the ν HDM model produces many more massive galaxy clusters than are observed locally, an issue discussed further in section 3.1.4 of Haslbauer et al. (2020). It is possible that the cluster mass function inside a ν HDM supervoid looks similar to the low redshift cluster mass function, especially given the uncertainties on e.g. the relation between mass and X-ray luminosity (Section 7.2). Perhaps a better test is provided by observations beyond the KBC void (i.e. at $z > 0.2$), since the much faster structure growth in ν HDM cannot be masked in the Universe at large. ν HDM is quite consistent with extreme galaxy cluster collisions like El Gordo and the Bullet Cluster (Katz et al. 2013), with 1.16 analogues to El Gordo expected in the surveyed region (Asencio et al. 2021). However, those authors showed that El Gordo rules out Λ CDM at 6.16σ , so observations beyond the KBC void seem to favour models like ν HDM where structure formation proceeds more rapidly than in Λ CDM.

In general, any cosmological MOND model should explain why MOND works so well in galaxies (Section 3) but seems to do poorly in galaxy clusters (Section 7). The ν HDM answer is that for a given limit to the phase space density of sterile neutrinos, their allowed number density is higher in galaxy clusters due to their deeper potential wells than field galaxies. As a result, galaxy clusters can have much more substantial amounts of DM than galaxies, even though the central region of a cluster might be comparable in size to the virial radius of a typical galaxy. The ν HDM model might therefore be able to explain gravitationally bound structures

ranging from dwarf galaxies up to large galaxy clusters, with the sterile neutrinos helping to address early Universe observables like BBN and the CMB in the context of a standard expansion history. MOND is not expected to significantly affect the early universe because the typical gravitational field was above a_0 until $z \approx 50$, partly due to extra gravity from the sterile neutrinos.

9.3 Towards a relativistic model

The most natural way to embed the ν HDM framework in a relativistic MOND theory is to use one of the class of such theories in which GWs travel at c (Skordis & Złotnik 2019), as required for consistency with observations (Virgo & LIGO Collaborations 2017). Prior work indicated that MOND fits to the CMB using three fully thermalized ordinary neutrinos with a mass of $2.2 \text{ eV}/c^2$ (Skordis et al. 2006) look similar to what might be expected if we neglect MOND effects (Angus 2009). This is because the typical gravitational field around the time of recombination was $\approx 20 a_0$ (Section 9.2.1). Therefore, the main deficiency with the work of Skordis et al. (2006) was not the gravity law per se, but rather the assumed matter content of the universe. In particular, since $3 \times 2.2 < 11$, the model has less mass in neutrinos than the CDM in standard cosmology, making it difficult to explain why the second and third peaks in the CMB power spectrum have almost the same height (Planck Collaboration VI 2020). As discussed in Section 9.2.1, this problem can be resolved using sterile neutrinos with a mass of $11 \text{ eV}/c^2$, which would also help to explain the cluster-scale evidence for extra collisionless matter in the MOND context (Section 7.1). Therefore, we suggest that the most promising way to construct a relativistic MOND theory is to assume the existence of such sterile neutrinos and incorporate the constraints placed by GWs propagating at c (Skordis & Złotnik 2019).

However, this path is nowadays neglected in favour of another recently proposed relativistic MOND theory which can fit the CMB anisotropies while reproducing a standard matter power spectrum in the linear regime (Skordis & Złotnik 2021). This is quite promising because it builds on an earlier model in which GWs travel at c (Skordis & Złotnik 2019) and avoids so-called ‘ghost’ instabilities to quadratic order (Skordis & Złotnik 2021, 2022). However, it is not clear how their model can fit data on galaxy clusters like the Bullet. Moreover, obtaining consistency with Λ CDM is not the same as agreeing with observations. The model completely ignores the results discussed in Section 8.1 on the KBC void and Hubble tension, so these observations rule out the Skordis & Złotnik (2021) model in just the same way that they rule out Λ CDM.

Despite these serious problems, we must bear in mind that further development of their model could lead to different conclusions. In particular, it likely has enough flexibility to fit the CMB using a different H_0 , thereby alleviating the Hubble tension. In addition, galaxy clusters like El Gordo are not in the linear regime, so it is possible that structure formation on this scale would be enhanced over Λ CDM to a sufficient extent that El Gordo is no longer problematic. This would still not explain the KBC void, but in principle we do not expect a correct theory to explain all the data as some of the many published observational results are

very likely incorrect. While the detection of the KBC void seems very secure (Wong et al. 2021), its exact properties are somewhat uncertain. It could be argued that slightly increasing the uncertainties would reduce the 6.04σ tension with Λ CDM (Haslbauer et al. 2020) to $< 5\sigma$, thereby gaining consistency with any theory that has the same predictions as Λ CDM on scales $\gtrsim 100 \text{ Mpc}$. A shallower void would still enhance the local H_0 to some extent, which might help to explain the anomalously high local ($z < 0.15$) determination of \bar{q}_0 (e.g. Camarena & Marra 2020a,b). It is likely that the model of Skordis & Złotnik (2021) will need to be more fully developed especially on the galaxy cluster scale before firmer conclusions can be drawn regarding its validity. A solution to the Hubble tension has also not been demonstrated in this framework.

10 COMPARING Λ CDM AND MOND WITH OBSERVATIONS

In this section, we summarize the previously discussed evidence from a huge range of astrophysical scales pertaining to the cause(s) of the missing gravity problem. MOND generally works well on smaller scales while Λ CDM performs better at larger scales (Massimi 2018). Both models face challenges when extrapolated beyond the scales for which they were originally designed, which for MOND means addressing cosmology and for Λ CDM means addressing galaxy scale challenges like the RAR and satellite planes.

In the following, we assess how well each model performs against various observational tests, bearing in mind also the theoretical uncertainty surrounding what the model predicts for the situation being considered. For this purpose, we define

$$\text{Confidence} \equiv \left(\text{Level of agreement} \right) - \left(\text{Theoretical flexibility} \right), \quad (72)$$

where the level of agreement and theoretical flexibility are given an integer score between -2 and $+2$. The theoretical flexibility scores have the same meaning as in Section 2.7, with $+2$ indicating ‘anything goes’. Better agreement with observations is indicated by a higher score.

If the uncertainty surrounding the theoretical expectations is large, agreement with observations is not particularly impressive. Our measure of the ‘confidence’ lent to a theory by any particular test (Equation 72) captures the generally agreed philosophy of science that agreement is more impressive if the theoretical expectations are clear, and especially if they were made prior to the relevant observations (Merritt 2020). We will not penalize a model very much if a theory has clearly unavoidable consequences which were however not published prior to the relevant astronomical observations, as this is at least partly an accident of history. Progress with hypothesis testing relies mainly on expanding the number of well-observed phenomena with clearly defined theoretical expectations, either by collecting more data or through further calculations. This is because agreement of a theory with observations does not prove the theory correct, but disagreement does prove it wrong. However, the scope for disagreement is non-existent if the theoretical expectations leave room for adjustment to fit any plausible dataset. This is of course not the idea of science as scientific theories

should be falsifiable. We nonetheless include a few ‘tests’ of this sort because the observations are very well known. If nothing else, this serves to show that they are consistent with the theory under consideration, though the epistemic significance of such agreement is low. Some of these tests are occasionally used to argue against a model even though it can accommodate the data in question, so including such tests is also meant to correct the record in this regard.

10.1 Λ CDM

The tests we consider for Λ CDM are summarized in Table 3. While most of the assigned scores are fairly clear, a few deserve some clarification. The radii of individual Einstein rings were not predicted a priori because the same images that would be necessary to obtain the visible mass distribution also reveal the Einstein ring, unlike e.g. with rotation curves where it is possible to obtain the distribution of M_s before knowing its kinematics. Nonetheless, GR clearly predicts that Equation 42 remains valid even when $g \ll a_0$. This has been confirmed observationally by comparing dynamical mass estimates using lensing and non-relativistic tracers (Section 3.4), which is in favour of Λ CDM.

The tests which significantly reduce our confidence in Λ CDM are the rotation curves and internal velocity dispersions of galaxies. This is because significant scatter is expected in e.g. the RAR due to diversity in the star formation history, gas fraction, merger history, etc. (Desmond 2017a,b). This is required to fit the diversity of dwarf galaxy rotation curve shapes at fixed v_f (Oman et al. 2015), so the lack of spread in the RAR is unusual. Weak lensing by galaxies is also consistent with the disc galaxy RAR (Figure 10), but given the larger uncertainties, this poses a less severe fine-tuning problem for Λ CDM. Galaxy groups also have somewhat uncertain σ_i , but we argue that there is some tension with Λ CDM due to the lack of a significant hot gas halo around Centaurus A and more generally the agreement with a tight RAR despite a large sample size (Section 6.3). In all these cases, the model has a huge amount of theoretical flexibility given that vast amounts of otherwise undetected matter can be postulated to explain the observed kinematics.

We consider Λ CDM to be in strong disagreement with several tests, as discussed previously. One of these failures involves the tidal stability of MW satellites, for which model-independent observables like the morphology strongly suggest significant tidal disturbance, but this is not expected in Λ CDM (McGaugh & Wolf 2010). While a significant failure of Λ CDM is of course not good for this paradigm, it is also rewarded by our scoring system for making clear a priori predictions, or in general for having little theoretical flexibility (Equation 72). This means that the failures of Λ CDM reduce our overall confidence in it to only a small extent, which could be considered too lenient. However, we argue that this is fair because these tests also represent a missed opportunity to significantly increase our confidence in the model, leaving the door open for a rival theory to do just that.

10.2 MOND

Similarly to Table 3, the tests we consider for MOND are summarized in Table 4. Here again we provide a brief ex-

planation for some of the tests where the scores required some more thought than usual. The strong a priori MOND prediction of no intrinsic dispersion in the RAR was later confirmed, but we do not count this as a success for MOND because this observation relates to the rotation curves of disc galaxies, data on which were clearly important to the formulation of MOND. In particular, the choice to use acceleration rather than distance as the crucial parameter was motivated by observations, which were also used to fix a_0 (Section 2).

Turning to relativistic tests, the validity of Equation 42 is not guaranteed in a theory which reduces to MOND for the rotation curves of galaxies. It seems to be correct observationally (Section 3.4), which as argued in Section 2.6 was certainly important in the construction of relativistic MOND theories. Since it would also be possible for the light deflection to receive no extra enhancement in MOND (Sanders 1997), we argue that a wide range of possible observations could have been accommodated in MOND. Similarly, the travel speed of GWs (Virgo & LIGO Collaborations 2017) came as a surprise to the MOND community, but they were quick to adjust their theory to also accommodate this observation (Sanders 2018; Skordis & Złotnik 2019).

There is rather less flexibility with regards to the LG timing argument, where MOND implies a past close MW-M31 flyby (Zhao et al. 2013; Banik et al. 2018a) due to the almost radial MW-M31 orbit (van der Marel et al. 2012, 2019; Salomon et al. 2021). It is inevitable that out of the dozens of dwarfs in the LG, some would have been near the spacetime location of the flyby. These dwarfs would have been flung outwards at high speed to distances similar to that of NGC 3109 (Banik & Zhao 2018c). Consequently, the existence of some LG dwarfs with an unusually high RV for their position was expected in MOND, and indeed provided an important motivation for their 3D timing argument analysis of the LG in Λ CDM.

While MOND by itself does not predict that we must be inside a large deep supervoid like the KBC void (Keenan et al. 2013), such voids were predicted in the ν HDM cosmology at almost the same time as that publication (Angus et al. 2013; Katz et al. 2013). These studies were clearly not in response to the observations because e.g. Angus et al. (2013) stated that “there was a catastrophic overproduction of supercluster sized haloes and large voids” in the earlier simulations of Angus & Diaferio (2011), which were too early to have been influenced by observational results suggesting a large deep supervoid. We therefore conclude that in MOND, it would be natural for us to reside within such a supervoid. If so, the local Hubble constant would slightly exceed the global value. The excess depends on the detailed model, but very simple analytic arguments can be used to show that the expected excess is $\approx 10\%$ (section 1.1 of Haslbauer et al. 2020). We therefore argue that a high local H_0 follows naturally from the KBC void, albeit with some model dependence.

10.3 Comparing the models

We reconsider the tests summarized in Tables 3 and 4 in order to obtain a single ‘confidence’ score for how each theory performs against each test (Equation 72), with the results summarized in Table 5. Some tests can be usefully applied to

Table 3. Summary of how well Λ CDM fares when confronted with the data and how much flexibility it had in the fit. The open dot shows observations used in theory construction, so this test is not used when giving a numerical score in Section 12.

| | Clear prior expectation | Not predicted, but follows from theory | Auxiliary assumptions needed, but these have little effect | Auxiliary assumptions needed, but these have a discernible effect | Auxiliary assumptions allow theory to fit any plausible data |
|---------------------|--|---|--|---|---|
| Excellent agreement | <ul style="list-style-type: none"> ● Big Bang nucleosynthesis ● Gravitational waves travel at c ● Expansion history at $z \gtrsim 0.2$ | <ul style="list-style-type: none"> ● Einstein ring radii | | <ul style="list-style-type: none"> ○ CMB anisotropies | <ul style="list-style-type: none"> ● MW escape velocity curve ● MW-M31 timing argument ● Galaxy cluster internal dynamics ● Galaxy two-point correlation function |
| Works well | <ul style="list-style-type: none"> ● Offset between X-ray and lensing in Bullet Cluster | | | <ul style="list-style-type: none"> ● Hickson Compact Group abundance | |
| Plausibly works | <ul style="list-style-type: none"> ● Weak lensing correlation function | | <ul style="list-style-type: none"> ● Galaxy cluster mass function | | <ul style="list-style-type: none"> ● Weak lensing by galaxies |
| Some tension | <ul style="list-style-type: none"> ● Number of spiral arms in disc galaxies ● External field effect | | | <ul style="list-style-type: none"> ● Prevalence of thin disc galaxies ● Weakly barred M33 | <ul style="list-style-type: none"> ● Disc galaxy rotation curves ● Elliptical galaxy rotation curves ● Spheroidal galaxy σ_i ● Galaxy group σ_i |
| Strong disagreement | <ul style="list-style-type: none"> ● No distinct tidal dwarf mass-radius relation ● Local Group satellite planes ● El Gordo formation ● KBC void ● Local Hubble diagram slope and curvature | <ul style="list-style-type: none"> ● Galaxy bar pattern speeds ● RV of NGC 3109 association | <ul style="list-style-type: none"> ● Tidal limit to radii of MW satellites ● Bar fraction in disc galaxies | | |

only one theory, so there are slightly more tests for Λ CDM (red dots) than for MOND (blue dots). As before, we also use an open circle to indicate which observations were crucial to the formulation of each theory. These observations do not by themselves lend support to the theory, which will inevitably match them quite well (Merritt 2020). Since we have many tests, this is only a minor hindrance in our attempt to quantify the confidence we should have in each theory, which we do in Section 12 by adding the confidence lent by each test except that used in theory construction.

10.4 Parallels with the heliocentric revolution

Though we do not know how future theoretical and observational results will play into the debate over the appropriate low-acceleration gravity law, some insights may be gained by considering possible historical parallels. There are interesting parallels between the presently unclear situation and that at the dawn of the GR and quantum revolutions in the early 20th century (Merritt 2020; Milgrom 2020). However, in both cases, there were few alternatives to the new theory in the domain for which it was developed (e.g. the Michelson-

Morley experiment pre-dated the formulation of GR and had no Newtonian interpretation).

A more accurate parallel might be the debate between the geocentric and heliocentric worldviews in the early 17th century. In both models, orbits were assumed to be circular. As a result, the heliocentric model still required the use of the now-infamous epicycles, albeit to a much smaller extent than the geocentric model. This made it less clear just how much of an advance the heliocentric model really represented, if its main goal was to do away with epicycles altogether. Moreover, the null detections of stellar aberration and parallax were more naturally explained by the geocentric model, which in any case is certainly correct with regards to the Moon. We conclude three major lessons from this:

- (i) All currently proposed models are surely wrong at some level, but it is still worthwhile to find a model which is more nearly correct as this would form a more reliable stepping stone to a more complete theory.
- (ii) At an early stage of development, the more realistic model will not be able to explain everything it seeks to explain.
- (iii) Even if both models are fully developed, the less

Table 4. Similar to Table 3, but for MOND.

| | Clear prior expectation | Not predicted, but follows from theory | Auxiliary assumptions needed, but these have little effect | Auxiliary assumptions needed, but these have a discernible effect | Auxiliary assumptions allow theory to fit any plausible data |
|---------------------|--|---|--|--|---|
| Excellent agreement | <ul style="list-style-type: none"> ● No distinct tidal dwarf mass-radius relation ● External field effect | <ul style="list-style-type: none"> ● Galaxy bar pattern speeds ○ Disc galaxy rotation curves ● Elliptical galaxy rotation curves ● El Gordo formation | | <ul style="list-style-type: none"> ● Big Bang nucleosynthesis ● Expansion history at $z \gtrsim 0.2$ | <ul style="list-style-type: none"> ● Gravitational waves travel at c ● Einstein ring radii ● CMB anisotropies |
| Works well | <ul style="list-style-type: none"> ● Tidal limit to radii of MW satellites ● Freeman limit ● Weak lensing by galaxies ● Galaxy group σ_i | <ul style="list-style-type: none"> ● RV of NGC 3109 association | <ul style="list-style-type: none"> ● Weakly barred M33 ● Exponential profiles of disc galaxies ● Local Hubble diagram slope and curvature | <ul style="list-style-type: none"> ● Galaxy cluster internal dynamics ● Offset between X-ray and lensing in Bullet Cluster | |
| Plausibly works | <ul style="list-style-type: none"> ● Number of spiral arms in disc galaxies ● Spheroidal galaxy σ_i ● KBC void | <ul style="list-style-type: none"> ● MW-M31 timing argument | <ul style="list-style-type: none"> ● Local Group satellite planes | <ul style="list-style-type: none"> ● MW escape velocity curve | |
| Some tension | | | | | |
| Strong disagreement | | | | | |

realistic model will provide a better explanation of some observables, similarly to how a broken clock gets the correct time twice each day.

This suggests that it is better to use one universal force law in all galaxies than to use multiple tunable feedback parameters to achieve at best post-hoc explanations for their rotation curves, a procedure which bears strong similarities to the epicycles required in the geocentric model (Merritt 2020). The fact that the heliocentric model also initially required epicycles due to the assumption of circular orbits might be analogous to how DM of some form still seems necessary in MOND, with the possible exception of the Skordis & Złośnik (2021) model if it can be shown to work in galaxy clusters (Section 9). Moreover, the seemingly correct (until the 1830s) strong prediction of zero stellar parallax in the geocentric model might be analogous to the cosmic shear results so far agreeing with Λ CDM (Section 8.3).

The analogy with a clock may be particularly apt here – one can identify circumstances where a working clock gives the correct time, but this is also possible with a broken clock. Therefore, correct predictions can be expected in the correct model, but also in the wrong model. One difference is that only a very limited number of examples can be provided of a broken clock giving the correct time, while a working clock would do so much more often. However, the most important difference is that the broken clock will give an extremely incorrect time after only a limited amount of observation, allowing it to be ruled out as a viable time-keeping device. This raises the critical issue that in science, making a correct prediction does not prove a hypothesis correct, because there might be other explanations. But an incorrect prediction

would prove the hypothesis wrong, if the prediction is theoretically secure and the empirical data are observationally secure.

The failure of a hypothesis would not prove its leading alternative correct. For example, the working clock may also ultimately fail due to e.g. leap seconds. But it would be more worthwhile to make some adjustments to this clock than to provide multiple often contradictory post-hoc explanations for why the broken clock gave the wrong time of day, and to point out the thousands of successes that it built up over several decades as evidence of its remarkable predictive power. We leave the reader to decide if the broken clock in this analogy represents Λ CDM or MOND. Conclusive results should be provided by future experiments and observations, some of which we describe next.

11 FUTURE TESTS OF MOND

Despite the wide array of currently available astronomical evidence and its high precision in some cases, the true cause of the missing gravity problem is still not definitively known. Further theoretical work would help in some instances, but we expect that additional observational results are necessary to reach general agreement. To avoid theoretical uncertainties dominating, these results should pertain to areas which are theoretically clear in both Λ CDM and MOND (Section 2.7). Since the application of MOND to extragalactic scales carries some uncertainty, we focus on smaller scales. This also has the advantage of limiting the role of DM particles should they exist. The future tests described in this section are ordered so the most near-term tests are described earlier,

Table 5. Comparison of Λ CDM (red dots) and MOND (blue dots) with observations based on the tests listed in Tables 3 and 4, respectively. The 2D scores in those tables have been collapsed into a single score for each test using Equation 72. For each theory, the open dot indicates that the data were crucial to theory construction, so our final score for each theory (Section 12) uses only the solid dots. The horizontal lines divide tests into those probing smaller or larger scales than the indicated length.

| Astrophysical scenario | Confidence -4 -3 -2 -1 0 1 2 3 4 | Level of agreement -2 -1 0 1 2 3 4 | Theoretical flexibility |
|--|-------------------------------------|---------------------------------------|-------------------------|
| Big Bang nucleosynthesis | | | ● |
| Gravitational waves travel at c | | | ● |
| pc | | | |
| No distinct TDG mass-radius relation | | | ● |
| Tidal limit to MW satellite radii | | | ● |
| Prevalence of thin disc galaxies | | | ● |
| Freeman limit to disc central density | | | ● |
| Number of spiral arms in disc galaxies | | | ● |
| Weakly barred M33 | | | ● |
| Bar fraction in disc galaxies | | | ● |
| Galaxy bar pattern speeds | | | ● |
| kpc | | | |
| Disc galaxies have exponential profiles | | | ● |
| Disc galaxy rotation curves on RAR | | | ● |
| Elliptical galaxies on RAR | | | ● |
| Spheroidal galaxy σ_i | | | ● |
| External field effect | | | ● |
| MW escape velocity curve | | | ● |
| Local Group satellite planes | | | ● |
| Weak lensing by galaxies | | | ● |
| Einstein ring radii | | | ● |
| Mpc | | | |
| MW-M31 timing argument | | | ● |
| RV of NGC 3109 association | | | ● |
| Hickson Compact Group abundance | | | ● |
| Galaxy group σ_i | | | ● |
| Galaxy cluster internal dynamics | | | ● |
| Offset between X-ray and lensing in Bullet Cluster | | | ● |
| El Gordo formation | | | ● |
| Galaxy two-point correlation function | | | ● |
| Galaxy cluster mass function | | | ● |
| Weak lensing correlation function (cosmic shear) | | | ● |
| CMB anisotropies | | | ● |
| KBC void | | | ● |
| Local Hubble diagram slope and curvature | | | ● |
| Gpc | | | |
| Expansion history at $z \gtrsim 0.2$ | | | ● |

based on our understanding of the relative difficulty and the technological advances that may be required.

11.1 Galaxy cluster collision velocities

The Λ CDM prediction for the growth of structure could be falsified by a sufficiently energetic galaxy cluster collision between sufficiently massive galaxy clusters early enough in cosmic history. El Gordo is one such example (Section 7.2), with others discussed in Asencio et al. (2021). The collision velocities need to be inferred from hydrodynamical simulations, which creates some uncertainty due to e.g. projection effects (Molnar et al. 2013b). To obtain the collision velocity more directly, we need to find some way to obtain the transverse velocity within the sky plane. This is normally done with proper motions, which are however too small at cosmological distances. Another possibility is to use precise redshifts of a background galaxy multiply imaged by a foreground moving lens, whose time-dependent potential causes the images to have slightly different redshifts (Birkinshaw &

Gull 1983). This moving cluster effect (MCE) could be a way to directly obtain the transverse velocity of a galaxy cluster (Molnar & Birkinshaw 2003). It may actually be more direct than a proper motion measurement because the signal would arise from the dominant matter component. The MCE has been suggested as a way to measure the present kinematics of the Bullet Cluster (Molnar et al. 2013a), where the expected signal is equivalent to a velocity of order 1 km/s.

If we only consider the redshifts of the multiple images, the MCE is degenerate with other effects like differential magnification across the source galaxy (Banik & Zhao 2015). However, those authors argued that the degeneracy can be broken with detailed spectral line profiles from the multiple images. For this, the two spectra should be compared with each other, so absolute redshifts are not required at the 1 km/s level. The techniques described could be applied to even more problematic examples like El Gordo. Since its properties already rule out Λ CDM at high significance (Asencio et al. 2021), other ways should be found to quantify its properties that do not rely on the assumption of Λ CDM.

More generally, the properties of extreme objects can help to constrain the cosmological model.

11.2 Dynamically old TDGs

The self-gravity of a dynamically old yet securely identified TDG is a very promising way to find the true cause of the missing gravity in galaxies (Table 2). It was prematurely claimed that this test has already been done using three TDGs around NGC 5291, with the results decisively favouring MOND (Bournaud et al. 2007; Gentile et al. 2007; Milgrom 2007). However, these TDGs have disturbed velocity fields unsuitable for a traditional rotation curve analysis, or more generally “are not enough virialized to robustly challenge cosmological scenarios” (Flores et al. 2016). It is therefore important to check both the identification of a dwarf galaxy as a TDG and the reliability with which its self-gravity can be estimated observationally.

A more promising example is NGC 5557, where the TDGs are thought to be 4 Gyr old (Duc et al. 2014) and thus much more likely to be virialized. Their TDG nature is also fairly secure because they lie within a faint tidal tail and are anomalously metal-rich for their mass. As a result, follow-up spectroscopic observations to determine their internal kinematics would be very valuable.

More generally, it is important to take deeper observations to try and identify tidal features and TDGs, and to then take follow-up spectroscopic observations. This approach would require an advance on existing observational and data analysis techniques rather than completely new ones, making it less speculative than the other possible tests of MOND discussed next.

11.3 Wide binaries

The currently most promising test of MOND is probably that involving wide binary stars in the Solar neighbourhood. The basic idea is that because MOND posits an acceleration-dependent departure from Newtonian gravity, the departure sets in beyond a rather small distance if the system has a small mass (Equation 18). In particular, the MOND radius of the Sun is only $r_M = 7 \text{ kAU} = 0.034 \text{ pc}$, much smaller than the Galaxy. Since the Newtonian gravity at the edge of a uniform density sphere scales with its size and the Galactic CDM halo is thought to cause an extra acceleration of $\approx a_0$ at a distance of $\approx 10 \text{ kpc}$, the acceleration at the edge of a 0.1 pc radius CDM sphere with the same mean density would be $\approx 10^{-5} a_0$ (Acedo 2020). However, MOND effects of order a_0 are expected in the Solar neighbourhood because the Galactic EFE is only slightly larger than a_0 (Gaia Collaboration 2021b) and the transition from Newtonian to Milgromian gravity is rather gradual (Figure 3).

To visualize the predicted effects, we use Figure 30 to show the expected MOND boost to the radial gravity of a point mass as a function of position in units of r_M . The results are based on figure 1 of Banik & Kroupa (2019b), whose figure 2 shows the angle between the gravity and the inwards radial direction (the maximum is $\approx 8^\circ$). The results are shown in a way that is independent of the central mass, but do depend on the assumed external field and the interpolating function. The Galactic external field on the Solar

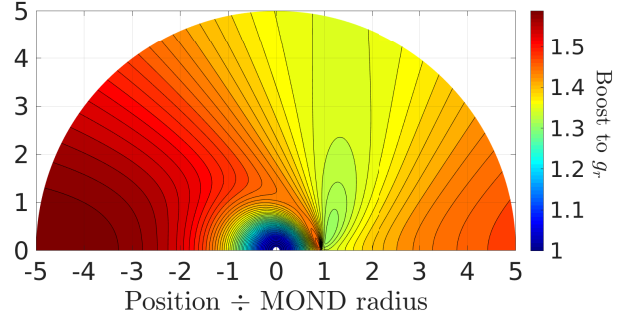


Figure 30. The factor by which MOND enhances the radially inwards Newtonian gravity from the Sun (white dot). The Galactic gravity is included as a constant background field towards the $+x$ direction, about which the Milgromian Solar potential remains axisymmetric. Distances are shown in units of the MOND radius (Equation 18), so the results here do not depend on the mass of the central object. They do depend on the assumed EFE strength and on the interpolating function, the simple form of which is used here (Equation 15). Reproduced from figure 1 of Banik & Kroupa (2019b).

neighbourhood (towards $+x$ in the figure) is set by kinematic constraints on the Galactic rotation curve (McMillan 2017), and indeed has been measured directly based on the acceleration of the Solar System with respect to distant quasars (Gaia Collaboration 2021b). The interpolating function is also well constrained by the RAR (Figure 7) and other considerations (see section 7.1 of Banik & Zhao 2018d). The simple form (Equation 15) adopted in Figure 30 has a fairly shallow transition between the Newtonian and MOND regimes, as required to fit the rotation curve data. Therefore, we can be confident that in the Solar neighbourhood, MOND does indeed significantly enhance the gravity of a point mass beyond its MOND radius.

To test this prediction, we need a tracer. Fortunately, stars often have binary companions at kAU separations. Even the nearest star to the Sun (Proxima Centauri) is actually in a wide binary around α Centauri A and B (Kervella et al. 2017), which for this problem can be treated as a single mass as their orbital semi-major axis is only 23 AU (Kervella et al. 2016). Thus, the orbital motion of Proxima Centauri should be subject to significant MOND effects (Beech 2009, 2011).

It is worth considering whether the detection of such effects could be accommodated within the Newtonian framework. This is generally very difficult because wide binaries are so small that they should hardly be affected by CDM particles, even if these comprise most of the Galaxy’s mass. The main issue is the low density of the hypothetical Galactic CDM halo, which would need to be much denser around the stars in a wide binary to appreciably affect its dynamics. It is unclear how such stellar CDM halos can form around newly born stars in the Galactic disc, since the velocity dispersion of CDM particles in the Galactic halo would be $\approx 200 \text{ km/s}$ (e.g. Bozorgnia & Bertone 2017), well above the Sun’s escape velocity at kAU distances. If such a halo nonetheless formed, it would need to be quite dense in order to mimic the MOND signal. As a rough guide, this requires an extra acceleration of $g_h \approx 0.3 a_0$ at a typical separation between wide binary companions of $r_c = 10 \text{ kAU}$. Applying

the Copernican principle, such a stellar CDM halo should also exist around the Sun. If so, a planet at orbital radius r_p would experience an extra Sunwards acceleration of magnitude αa_0 , where

$$\alpha = 0.3 \left(\frac{r_p}{r_c} \right). \quad (73)$$

It has been demonstrated in equations 8 and 11 of Banik & Kroupa (2020a) that the resulting displacement to the planet's position after half its orbital period is

$$d = \frac{2\alpha a_0 r_p^3 \sqrt{1 + \pi^2}}{GM_\odot}, \quad (74)$$

which for Saturn is just over 5 km as $r_p = 9.58$ AU. Accurate radio tracking of the Cassini orbiter around Saturn over roughly half its orbital period has revealed no such anomalous acceleration, with the ephemeris accurate to 31.6 m (table 11 of Viswanathan et al. 2017). Therefore, observations strongly exclude an extra 5 km displacement due to a Solar CDM halo. Moreover, stellar CDM halos are not expected. It is therefore clear that Newtonian gravity cannot be reconciled with a significant detection of the MOND-predicted extra gravity in Solar neighbourhood wide binaries.

11.3.1 Using the velocity distribution

The long orbital periods of wide binaries make it difficult to use their orbital acceleration as a test of the low-acceleration gravity law. For instance, the Keplerian orbital period of Proxima Centauri around α Centauri A and B is ≈ 550 kyr (Kervella et al. 2017), so observations would be limited to a parabolic arc during which the acceleration hardly changes. However, this is only one wide binary. Statistical analysis of the relative velocity distribution in a large sample of wide binaries should reveal a larger velocity dispersion than Newtonian expectations if Milgromian gravity applies (Hernandez et al. 2012). Those authors prematurely concluded in favour of MOND, but it was later shown that many of the claimed wide binaries are chance alignments, so strong conclusions cannot yet be drawn (Scarpa et al. 2017). More recently, Gaia data release 2 (Gaia Collaboration 2018) has provided a large sample of wide binaries (e.g. Andrews et al. 2017). This was again used to argue in favour of MOND (Hernandez et al. 2019), but several problems were pointed out with their analysis (El-Badry 2019; Banik 2019), including especially the reliance on systems separated by $\gtrsim 100$ kAU which would be quite prone to tidal disturbance (Jiang & Tremaine 2010). It is also very important to look at the entire distribution of relative velocities, not just the velocity dispersion (Pittordis & Sutherland 2018). Those authors recommended a focus on the parameter

$$\tilde{v} \equiv v_{\text{rel}} \div \sqrt{\frac{GM}{r}}, \quad (75)$$

where M is the total mass of a wide binary with relative velocity v_{rel} and separation r . In Newtonian mechanics, $\tilde{v} < \sqrt{2}$ for a bound orbit, but higher values are possible in MOND or other modified gravity theories (Pittordis & Sutherland 2018). Observationally, it would be easier to work with \tilde{v}_{sky} , which is calculated similarly to Equation 75 but using only

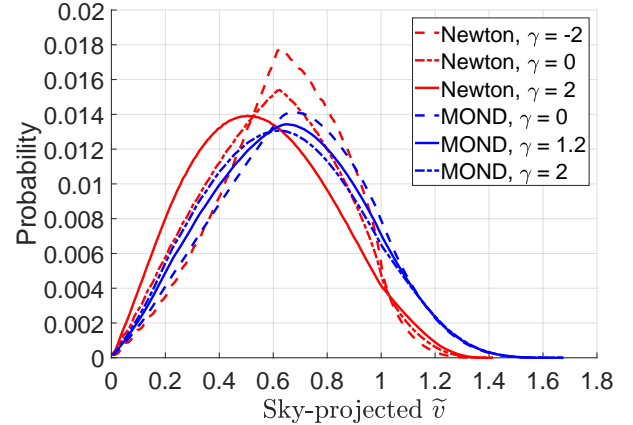


Figure 31. The predicted distribution of \tilde{v} (Equation 75) for Solar neighbourhood wide binaries in Newtonian gravity (red) and MOND (blue), with only sky-projected quantities used here. The different line styles show different distributions of the orbital eccentricity e , whose prior is parametrized as $1 + \gamma(e - 1/2)$. If one of the results shown here is correct, it cannot be matched in the other gravity theory simply by varying γ , whose value is indicated in the legend. Reproduced from figure 3 of Banik & Zhao (2018d).

the sky-projected separation and relative velocity (Banik & Zhao 2018d). In what follows, we will use \tilde{v} to mean \tilde{v}_{sky} and will not consider the full 3D relative velocities of wide binaries. Even so, the systemic RV is still important due to perspective effects (El-Badry 2019), but this need not be known very precisely (Banik 2019). It can also be assigned based on the location within the Galactic disc, with an uncertainty commensurate with the local stellar velocity dispersion tensor.

An important aspect of the wide binary test of gravity is the Galactic EFE (Banik & Zhao 2018d). Using analytic and numerical methods, those authors showed that the circular orbital velocity of wide binaries in the Solar neighbourhood should exceed Newtonian expectations by 20%. Uncertainties in Galactic parameters hardly alter this, and expectations differ little between QUMOND and AQUAL (see their table 3). The unknown eccentricity distribution of the wide binaries has a much smaller impact on their \tilde{v} distribution than the gravity law (see their figure 3, reproduced here as our Figure 31). The Galactic EFE certainly makes this test more challenging, but we argue that it is still extremely promising, especially in light of Gaia early data release 3 (Gaia Collaboration 2021a). Indeed, data on wide binaries have already provided important constraints (Section 3.3), and could probably have decisively tested MOND by now without the Galactic EFE.

As with other tests of gravity, the wide binary test is subject to contamination. The main contamination was expected to come from undetected close binary companions to one or both of the stars in a wide binary, which would cause an extended tail going well beyond $\tilde{v} = 3$, the limit for plausible modifications to gravity (Banik & Zhao 2018d). The observed \tilde{v} distribution does in fact have such a tail (Pittordis & Sutherland 2019). This is very unlikely to be caused by LOS contamination (see their section 3.1). Moreover, their table 1 shows the r_{sky} dependence of the contamination is not $\propto r_{\text{sky}}$ as would be expected for LOS

contamination, arguing very strongly against this hypothesis. Rather, the number of wide binaries with unphysically high \tilde{v} depends on r_{sky} similarly to the genuine wide binary population, whose contribution can be estimated from the peak in the \tilde{v} distribution at $\tilde{v} \approx 1$. This is very suggestive of the expected close binary contamination (Clarke 2020). In addition, stars in binaries with high \tilde{v} have a poorer Gaia astrometric fit (parallax + proper motion), suggestive of photocentre acceleration induced by an undetected close binary companion (Belokurov et al. 2020).

The issue of close binaries probably underlies a recent very problematic claim to have confirmed MOND and ruled out Newtonian gravity with wide binaries (Hernandez, Cookson & Cortes 2022). The study claimed to confirm a version of MOND without the EFE, which as argued in Section 3.3 is already strongly excluded observationally (Pittordis & Sutherland 2019) based on the shape of the \tilde{v} distribution, which however is not shown in Hernandez et al. (2022). They instead use its root mean square value (i.e. the velocity dispersion). This statistic is not meaningful because it would be significantly inflated by the inevitable low amplitude tail going out to $\tilde{v} \gg 1$ (Figure 9). This tail is very likely due to close binary contamination, and will be very difficult to remove altogether even with detailed follow-up campaigns (section 8.2 of Banik & Zhao 2018d). A better strategy would be to focus closely on the main peak evident at $\tilde{v} \approx 1$, which should be broadened in MOND and lead to an excess of systems in the crucially important range $\tilde{v} = 1 - 1.3$.

It will therefore be important to jointly fit the wide binary and close binary populations, though it is probably safe to treat the two as independent and the close binaries as Newtonian. A careful statistical treatment is needed to determine whether wide binaries can be fit using Newtonian gravity or require a helping hand from Milgrom (for a detailed plan, see Banik, Pittordis & Sutherland 2021b). Properties of the close binary population can be deduced from the tail at high \tilde{v} and from systems with low r_{sky} , where MOND effects should be insignificant. The idea would be to fit the observed distribution of $(r_{\text{sky}}, \tilde{v})$ using a forward model including both close and wide binaries, with the latter have a parametrized gravity law in between Newtonian and Milgromian that the analysis could vary so as to best match the data. The analysis could also be restricted to different subsamples which should be differently affected by MOND. A possible distinct signature of MOND would be if a subsample with wide binaries separated by more than their MOND radius prefers e.g. a significantly different close binary fraction than wide binaries with smaller separations.

11.3.2 Using the acceleration of Proxima Centauri

Accurate observations of our nearest wide binary should allow for a decisive test of the low-acceleration gravity law (Banik & Kroupa 2019a). By considering Proxima Centauri as a test particle subject to the combined gravity of the much more massive α Centauri A and B, those authors showed that its orbital acceleration should be $0.60 a_0$ in Newtonian gravity but $0.87 a_0$ in MOND, with a similar expected direction.

This subtle effect might be detectable with the proposed Theia mission (Theia Collaboration 2017) or something sim-

ilar (Hobbs et al. 2021). Due to the low temperature of Proxima Centauri, the prospects are somewhat better if using near-infrared wavelengths (Malbet et al. 2021). After a decade of observations, there would be a difference in RV of 0.52 cm/s between the models, while that in sky position would be $7.18 \mu\text{as}$. An astrometric measurement is probably better because the signal to noise ratio would rise with time T as $T^{5/2}$, but the improvement is only $T^{3/2}$ for the RV. This is because a constant acceleration changes the position $\propto T^2$ whereas the velocity only changes $\propto T$. In either case, the measurement would constitute a direct test of MOND because the acceleration would be measured directly. It is interesting to note that if we had evolved around Proxima Centauri and developed similar technology, the measurement of our parent star's acceleration relative to distant quasars to a precision of $0.13 a_0$ (Gaia Collaboration 2021b) would already place significant tension on Newtonian gravity if MOND were correct, and vice versa.

11.4 Solar System ephemerides

Due to the high accuracy of Solar System ephemerides (e.g. Viswanathan et al. 2017), these place important constraints on allowed modifications to GR. One might naively expect that the corrections arising from MOND can be exponentially suppressed using an interpolating function like Equation 47. It is certainly true that this transition function would exponentially suppress the local value of $\nu - 1$ in regions where $g_N \gg a_0$. However, the gravitational field at any location also depends on the behaviour of ν elsewhere (Equation 2). The Solar System might thus be affected by the PDM distribution at large heliocentric distances of order the Solar $r_M = 7 \text{ kAU}$. The Solar PDM distribution departs significantly from spherical symmetry at these distances due to the Galactic EFE (e.g. Figure 30). This creates a divergence-free tidal stress or anomalous quadrupole on the Solar System (Milgrom 2009b). The magnitude of this dipole is usually denoted by Q_2 , which is defined so that up to a constant the MOND correction to the potential within the Solar System is

$$\Delta\Phi_M = -\frac{Q_2}{2} \mathbf{r}^i \mathbf{r}^j \left(\hat{g}_e^i \hat{g}_e^j - \frac{1}{3} \delta^{ij} \right), \quad (76)$$

where \hat{g}_e is the direction of the Galactic external field, i and j are spatial indices which can each take on three possible values in 3D, δ^{ij} is the Kronecker δ function with value 1 if $i = j$ and 0 otherwise, and the summation convention is used over i and j . This form of $\Delta\Phi_M$ creates no extra divergence to the potential.

The MOND prediction for Q_2 has to be determined numerically and depends on the choice of interpolating function (Blanchet & Novak 2011). Their work shows that many previously considered MOND interpolating functions are strongly excluded by Solar System ephemerides. Subsequent work using Cassini radio tracking data (Matson 1992) tightly constrains Q_2 to the range $(3 \pm 3) \times 10^{-27} \text{ s}^{-2}$ (Hees et al. 2014). The interpolating function in Equation 47 is called $\hat{\nu}_1$ in table 2 of Hees et al. (2016), which shows that the resulting $Q_2 = 31 \times 10^{-27} \text{ s}^{-2}$. While this seems to be at odds with Cassini radio tracking data, we should bear in mind that figure 6 of Hees et al. (2014) shows that the typical uncertainties from Cassini data in different time intervals

are slightly above 10^{-26} s^{-2} , with those authors considering three time intervals of about 3 years. It is also possible that larger values of Q_2 are permissible in a full fit to Solar System ephemerides where the masses of planets and asteroids are allowed to vary so as to accommodate the anomalous quadrupole predicted by MOND. In particular, an undiscovered planet (Batygin & Brown 2016) or significant amount of mass in asteroids in the outer Solar System could create a tidal stress that masks the MOND effect.¹ Finally, there is always the possibility that the interpolating function can be adjusted to further reduce the predicted Q_2 . In particular, table 2 of Hees et al. (2016) demonstrates that even sharper transition functions could easily satisfy the constraint from Hees et al. (2014), whose equation 7 shows that the predicted Q_2 should lie in the range $(2.1 - 41) \times 10^{-27} \text{ s}^{-2}$. The constraint on Q_2 derived in Hees et al. (2014) can thus easily be accommodated in MOND even if we consider only a few families of interpolating functions (see their equation 5).

We therefore argue that Solar System ephemerides do not currently pose a significant challenge to MOND. However, this conclusion could change if the precision improves another order of magnitude and MOND effects are still not detected despite being correctly included in the model.

11.5 Spacecraft tests

In the longer term, spacecraft can be sent to low-acceleration regions in order to test MOND. Tracking of the spacecraft and/or onboard measurements should give definitive results. One difficulty is that the nearest low-acceleration MOND bubbles of appreciable size are still rather distant, though accurate data from a spacecraft sent out to 150 AU could still be very valuable and would probe lower accelerations than ever before (Bergé et al. 2021). Larger distances should eventually be attainable, with the MOND radius (7 kAU) perhaps providing an important intermediate goal on the road to missions that reach other stars. Such truly interstellar missions would need to reach at least 270 kAU, which is the aim of the Breakthrough Starshot initiative (Merali 2016). Importantly, some potentially usable MOND bubbles are closer than distances that have already been traversed by spacecraft, as discussed next.

11.5.1 Within the Solar System

Since the MOND radius of the Sun is 7 kAU, we might naively expect that MOND effects would be very small in the Solar System. While this is generally correct (Hees et al. 2014, 2016), more significant effects might be apparent in regions where there is a cancellation between the Solar gravitational field and the gravity from a planet, i.e. at a saddle

point in the gravitational potential (Bekenstein & Magueijo 2006). In principle, it is not necessary to reach the point where the gravity completely vanishes. This is because the simple interpolating function (Equation 15) preferred by observations (Iocco et al. 2015; Lelli et al. 2017b; Banik & Zhao 2018d; Chae et al. 2019) implies significant MOND effects in the saddle region, the volume within which $g < a_0$. Therefore, spacecraft tests of MOND could aim for the saddle region between a planet and the Sun (for a review, see Penner 2020).

One such proposal was to send the Laser Interferometer Space Antenna (LISA) Pathfinder mission (Armano et al. 2015) through the Earth-Sun saddle region (Bevis et al. 2010; Magueijo & Mozaffari 2012). However, it was later shown that a null detection of MOND effects by the LISA pathfinder would be consistent with a wide range of MOND interpolating functions (Galianni et al. 2012; Hees et al. 2016). The main reason is that the combined Earth-Sun tidal stress would be quite significant, so even if it was possible to precisely identify the Earth-Sun saddle point, the MOND bubble around it would be very small. For any planet of mass $M_p \ll M_\odot$ on a circular orbit of size r_p maintained by the Solar gravitational field $g_\odot = GM_\odot/r_p^2$, the planetary gravity g_p must be very close to g_\odot at the saddle point in order to achieve a cancellation. The distance of the saddle point from the planet is then $d_s \approx r_p \sqrt{M_p/M_\odot} \ll r_p$, so the tidal stress orthogonal to the Sun-planet line is $g' \approx g_p/d_s$. This is because the Solar tide of $\approx g_\odot/r_p$ is negligible in comparison to the planetary tide. The saddle region thus has a width orthogonal to the Sun-planet line of $w_s = a_0/g'$, which combining the earlier results gives

$$w_s = \frac{a_0 r_p^3 \sqrt{M_p}}{GM_\odot^{3/2}}. \quad (77)$$

The saddle region would extend half as much along the Sun-planet line because the tidal stress is twice as strong this way for an inverse square gravity law.

Quantitatively, the Earth-Sun saddle region has a size of only 4.4 m along the Earth-Sun line (Penner 2020), which would be crossed very rapidly given the significant orbital velocity of the LISA pathfinder, or indeed any spacecraft at heliocentric distances of $r \approx 1$ AU. This severely limits the prospects for a decisive test of gravity in the low-acceleration regime. Similar issues are likely to arise with the Earth-Moon saddle region (Magueijo & Mozaffari 2013). Those authors suggested measuring the time taken for light to cross this region using retroreflectors installed on the Moon. The Sun would generally move the saddle region off the Earth-Moon line, but alignment might be restored during a lunar or a Solar eclipse (see their figure 1). Even so, other planets need to be considered as well, so it would be extremely fortunate if any anomalous signal were detected. This would likely make it very difficult to repeat the experiment. The small size of the saddle region also means that the extra Shapiro delay due to MOND would be very small.

These difficulties can largely be overcome by considering the saddle point between the Sun and a gas giant planet (Penner 2020). Not only is the Keplerian velocity smaller, the saddle region is also larger because its linear dimensions are $\propto r^3 \sqrt{M_p}$, where M_p is the planet mass (see his equation 37 and our Equation 77). To estimate the crossing time, consider a spacecraft at the saddle point in both position

¹ The hypothesis of a distant ninth planet was originally motivated by an apparent clustering in the orbital elements of Kuiper Belt Objects, but the data are subject to significant selection biases (Shankman et al. 2017). The latest analyses including such biases cast very serious doubt on the original claims of significant clustering, and thus on the motivation for an extra planet (Bernardinelli et al. 2020; Napier et al. 2021). This of course does not prove that we have identified all the mass present in the outer Solar System.

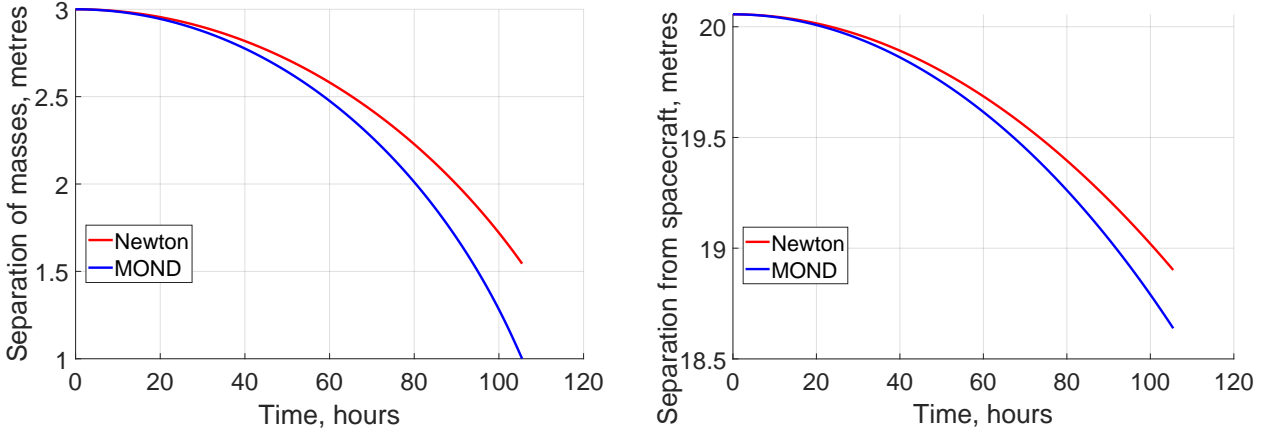


Figure 32. The expected behaviour of a Cavendish-style active gravitational experiment onboard a spacecraft sent to the Sun-Neptune saddle region in Newtonian gravity (red) and MOND (blue) with the MLS form of the interpolating function (Equation 47). The panels show the distance between the two 1 kg Tungsten test masses (left) and between their barycentre and the spacecraft’s 100 kg main body (right) as a function of time since the start, when the spacecraft is assumed to be at rest relative to the saddle point (see the text). The experiment is stopped while the spacecraft is still in the saddle region because the test masses almost collide. In principle, the experiment could then be rerun in the remaining ≈ 100 hours within the saddle region (not shown).

and velocity, i.e. at rest in a reference frame rotating around the Sun at the Keplerian angular velocity of the planet. The spacecraft does not accelerate in the heliocentric frame, but since the planet accelerates towards the Sun at g_p , the saddle point almost does so as well. In the rotating frame, this appears as the spacecraft accelerating away from the Sun at g_p while the saddle point remains fixed. Due to the very low velocity in the rotating frame compared to the planet’s Keplerian velocity, Coriolis forces would be negligible, so the spacecraft would simply accelerate directly away from the Sun at g_p in the rotating frame. If the spacecraft starts at rest in this frame a distance w_s Sunwards of the saddle point, then it will reach the same distance on the anti-Solar side after a duration

$$T_s = \frac{2a_0^{1/2} r_p^{5/2} M_p^{1/4}}{GM_\odot^{5/4}}. \quad (78)$$

The Sun-Jupiter saddle region has an extent of 10.2 km along the Sun-Jupiter line, so a spacecraft on a freely falling trajectory should have 5 hours in the Jovian saddle region (Penner 2020). The prospects are even better for the Sun-Neptune saddle region, which extends 475 km along the Sun-Neptune line. Perturbations to the saddle region’s location from Triton can be calculated fairly precisely because its mass is well known thanks to the Voyager 2 close spacecraft flyby in August 1989. A freely falling spacecraft could spend 209 hours in the Sun-Neptune saddle region, which should yield quite definitive results.

Once in the saddle region, the most obvious test is to conduct a Cavendish-style active gravitational experiment. To limit uncertainties from Solar radiation pressure, one or both of the masses could be hollow so they have the same ratio of mass to surface area, or identical masses could be used. The gravity g_{rel} between the masses could be determined by observing their separation decline with time. As an example, a 1 kg mass acting on a test particle 1 m away induces a Newtonian acceleration of $0.56 a_0$. If the masses are initially at rest relative to each other, their separation would decrease by 1.1 cm after five hours. MOND would

change this by tens of percent, depending on how close the spacecraft gets to the saddle point. The predicted MOND effects should be readily detectable using e.g. laser metrology. Moreover, the masses would generally experience a lateral acceleration in MOND (see e.g. Equation 34). If detected, the resulting change in the orientation of the masses would be very difficult to explain in Newtonian gravity, and would give strong constraints on what should replace it (Banik & Zhao 2018a). It may also be possible to repeat the experiment during the same saddle region crossing, perhaps to constrain the interpolating function by exploring how the deviation from Newtonian gravity correlates with how deep inside the saddle region the spacecraft is.

To further explore the proposal of Penner (2020), we set up a simulation of a spacecraft crossing the Sun-Neptune saddle region, with all motions assumed to lie within the orbital plane of Neptune. We use semi-analytic force calculations based on numerically determined interpolations between the various asymptotic limits in which analytic solutions are available. The initial spacecraft position is assumed to be w_s Sunwards of the saddle point and also w_s off the Sun-Neptune line, to mimic the effect of a targeting error that causes the spacecraft to slightly miss the saddle point. The spacecraft is assumed to start exactly at rest with respect to the saddle point. Coriolis and centrifugal forces are included on the spacecraft, which is assumed to have a mass of 100 kg and an otherwise conventional trajectory. The two test masses are assumed to be 1 kg Tungsten spheres, one of which we place 20 m from the spacecraft orthogonal to the Sun-Neptune line. The second test mass is 3 m from the first in the anti-Sunwards direction, so the barycentre of the test masses is initially just over 20 m from the spacecraft. The Newtonian accelerations in the experiment are thus $\approx 0.1 a_0$. In addition to gravity, we also consider radiation pressure effects by assuming the Tungsten spheres absorb all sunlight incident on them and reradiate completely isotropically, with some of this reradiation falling on the other test mass. We neglect radiation from the spacecraft and from Neptune. The separation between the test masses and the distance from

their barycentre to the spacecraft evolve with time under the effect of gravity and radiation pressure, as shown in Figure 32. The evolution differs significantly depending on whether we assume Newtonian or Milgromian gravity, with the separation between the test masses providing the larger signal. They almost collide after 100 hours, so we terminate the experiment then. At that point, the test masses could perhaps be restacked with the robotic arm to start another experiment, better using the remaining ≈ 100 hours.

We also consider using instead the Sun-Jupiter saddle region, but its much smaller size and the resulting shorter crossing time of just under 5 hours means that the Newtonian and MOND displacements differ by only ≈ 1 mm, which would be much harder to detect. The $50\times$ smaller w_s also means that the targeting accuracy would need to be much better. Another complication is that radiation pressure would be much more significant than around Neptune, though in both cases the resulting uncertainty could be reduced by repeating the experiment outside the saddle region crossing. Regardless of which planet is used, the difference in the expected test mass acceleration between the two theories is expected to be of order $0.1 a_0$, so the resulting difference in position scales quadratically with the duration of the saddle region crossing. Consequently, Neptune offers far better prospects for obtaining decisive results (Equation 78).

The initial configuration for this test involves reaching the Sun-Neptune saddle region with the same heliocentric angular velocity as Neptune, thereby moving at the same velocity as the saddle point. The required velocity is slightly smaller than that of Neptune by a fraction close to $\sqrt{M_p/M_\odot}$, while the Keplerian velocity around the Sun at the saddle point is fractionally higher than that of Neptune by about half as much. The spacecraft would therefore have to reach the aphelion of an almost circular orbit around the Sun with a semi-major axis slightly below that of Neptune by a fraction close to $4\sqrt{M_p/M_\odot}$. Due to Neptune's long orbital period, ensuring an acceptable mission duration would likely entail using ion engines to accelerate away from the Sun and then decelerate to the required velocity. A gravity assist at another gas giant could be used to reduce the fuel required. The overall profile would be similar to a Neptune orbiter, which indeed the spacecraft could become after conducting an active gravitational experiment in the Sun-Neptune MOND bubble. A Neptune orbiter could lead to much tighter constraints than Cassini around Saturn on any anomalous tidal stress created by modified gravity theories, perhaps leading to another highly sensitive test of MOND (Section 11.4). It is therefore quite possible to experimentally test MOND using existing technologies deployed much closer than the distances to several currently operational spacecraft.

11.5.2 Beyond the Solar System

Looking to the more distant future, further tests will become possible as spacecraft reach greater distances. In particular, an interstellar precursor mission travelling at $0.01c$ would take 11.1 years to reach the Sun's MOND radius 7 kAU away. Outside the Newtonian bubble created by the Solar gravity, strong MOND effects should become apparent, though still limited by the Galactic EFE. Simply tracking the spacecraft would provide important constraints because

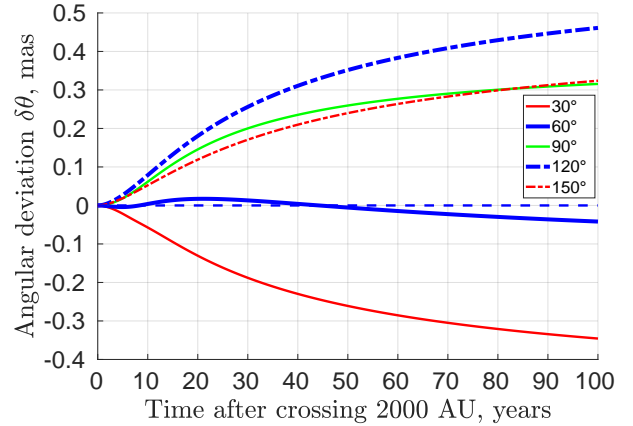


Figure 33. Difference between the Newtonian and Milgromian heliocentric sky position of an interstellar precursor mission travelling at $0.01c$ as a function of time after crossing 2 kAU from the Sun. Different lines correspond to different angles between the launch direction and that towards the Galactic centre, as indicated in the legend. If this angle rises during the mission, then $\delta\theta > 0$ as the Newtonian prediction is for the spacecraft to travel on a straight line, shown here as the flat dashed blue line at $\delta\theta = 0$. Non-zero values arise in MOND because it generally predicts a deeper Solar potential on the external field axis than at right angles (Equation 34, see also Banik & Zhao 2018a). Reproduced from figure 5 of Banik & Kroupa (2019b).

the Sunwards gravity should be stronger in MOND, reducing the two-way light travel time by ≈ 0.1 s after 20 years (Banik & Kroupa 2019b). In addition, the EFE would break isotropy, causing the spacecraft to undergo a characteristic lateral drift of order 0.1 mas on the terrestrial sky. This is illustrated in our Figure 33, which reproduces their figure 5. Since the Solar potential would still retain axisymmetry about the external field, the Sun, spacecraft, and Galactic centre would all remain in the same plane. The lateral drift is caused by the fact that at the same heliocentric distance, the MOND potential is typically deeper along the external field direction (see e.g. Figure 30). The drift would thus be in a particular direction that can be calculated in advance based on the spacecraft trajectory well within the MOND radius but beyond perturbative effects from the gas giants, potentially allowing for a highly distinctive test by launching multiple spacecraft in different directions. The angular deflection could be detected by comparing the arrival times of signals at receiving stations around the world, and possibly also on the Moon (Kurdubov et al. 2019).

Without signals emitted by the spacecraft, it would still have some capacity to transit across background stars, perhaps allowing its sky position to be determined. However, even if we assume the spacecraft has a sail of radius 100 m, this represents an angular radius of only $\theta_s = 0.014 \mu\text{as}$ at a distance of 10 kAU, slightly beyond the MOND radius. A Sun-like star in the Galactic bulge 8.2 kpc away (Gravity Collaboration 2019) would have a much larger angular radius of $\theta_* = 0.567 \mu\text{as}$, making the fractional transit depth only 0.06%. Due to the Earth's motion, the spacecraft would appear to move in parallactic ellipses. Assuming a launch towards an ecliptic pole, these would become circles of radius $p = 20.6''$, though the radius would shrink as the spacecraft recedes. Due to this parallax, the transit would last only

0.283 s. Moreover, a transit would require the centre of a star to come within an angle ($\theta_s + \theta_*$) of the spacecraft, so we can imagine it defining a narrow track on the sky of twice this width and whose length over a year is $2\pi p$. The area of this track is then 1.51×10^{-4} square arcseconds. Assuming optimistically that the spacecraft is launched towards a very crowded direction with 10^9 stars in a $2^\circ \times 2^\circ$ field of view, there would be 19.3 stars per square arcsecond. The likelihood of a transit in any given year is then 0.29%, which would decrease quickly as the spacecraft becomes smaller on the sky and has less annual parallax.

Accurate tracking of the spacecraft will therefore be possible only with a functioning transmitter, but it need not send signals very regularly if the main goal is to test the tangential component of the Solar gravitational field predicted in MOND (Banik & Kroupa 2019b). Additional instruments onboard the spacecraft could allow even more definitive tests. The above-mentioned lateral drift might be easier to detect using a camera on the spacecraft pointed towards the Sun, which in MOND would move relative to background stars. It might be easier for the spacecraft to detect the Sun against background stars and report its findings than for terrestrial observers to precisely locate the spacecraft.

A low-acceleration Cavendish-style active gravitational experiment beyond the Sun's MOND radius should behave quite differently to Newtonian expectations. A test particle 1 m away from a 1 kg test mass experiences a Newtonian acceleration below a_0 . Such an experiment might be feasible to set up by e.g. deploying two masses using a robotic arm. Their mutual gravity would not only be enhanced in MOND, it would generally not point along the line separating them. By varying the orientation of the experiment and its distance from the spacecraft, it would be possible to build up a detailed picture of the potential generated by the masses in the experiment as a function of the external field across it. Since an acceleration of a_0 would cause a particle at rest to move by 8 cm after ten hours, it should be possible to obtain results in a reasonable timeframe once the experiment is underway. In principle, it would be possible to repeat the experiment indefinitely because the Solar gravity would become even weaker as the spacecraft continues receding from the Sun. This would be a major advantage over spacecraft tests in saddle regions of Solar System planets, which need to be conducted over a limited duration (approximately given by Equation 78). With technological advances, it is clear that conclusive results will ultimately be obtained using space-based laboratory experiments, though by then the debate over the cause of the missing gravity problem might already have been settled.

12 CONCLUSIONS

We are now in a position to weigh up the evidence for MOND and whether it might do better than the currently popular Λ CDM framework. Adding together the confidence scores in Table 5 gives an overall measure of confidence in each theory, which we summarize as its final score (Table 6). For Λ CDM, we do not use the CMB in the calculation of its final score as the CMB is crucial to setting the parameters of the Λ CDM model. For MOND, the test involving disc

Table 6. The total confidence in Λ CDM and MOND based on how well each theory performs against each test, bearing in mind its theoretical flexibility (Table 5). The test used to construct each theory is not counted here. Slightly more tests are possible for Λ CDM because it is theoretically better developed. We therefore use the final column to show the average confidence score for each theory across all the tests considered in this review. It is clear that overall, MOND significantly outperforms Λ CDM.

| Theory | Total score | Number of tests | Average score |
|---------------|-------------|-----------------|---------------|
| Λ CDM | −2 | 30 | −0.1 |
| MOND | +42 | 26 | +1.6 |

galaxy rotation curves has been excluded as these were used in theory construction, even though only a small proportion of the presently available rotation curve data were available in the early 1980s. Slightly more tests have been applied for Λ CDM due to it being better developed, so the most useful quantity for both theories is the average confidence listed in the final column.

Λ CDM yields an average confidence of −0.1 across 30 tests. This indicates that clear prior expectations are generally strongly excluded by the latest data, or that areas with good agreement involve a significant amount of theoretical flexibility regarding the calculations, many of which were obviously done in full view of the observational facts that needed to be explained. It is not very common that clear prior predictions in the Λ CDM paradigm are subsequently confirmed, though a small number of such cases exist and have been included.

In contrast, the 26 tests applied to MOND return an average confidence of +1.6, which corresponds to plausible agreement between observations and a clear prior prediction. A confidence of +2 can also mean excellent agreement where additional assumptions beyond MOND are required, but these have only a small effect on the results. Therefore, the latest data support MOND given its low theoretical flexibility. The main reason is its capacity to predict observations that have not yet been made, which is widely considered a hallmark of a good scientific theory (Merritt 2020).

Another way to consider the situation is that the success of a model in explaining some observables does not imply the model is correct, especially if there is a significant amount of flexibility. However, a clear failure to explain some observables does imply that the model is wrong. Therefore, the correctness of a model should not be judged primarily by its successes, least of all those it was designed to achieve (the CMB in Λ CDM and the RAR in MOND). Much more important is whether the model provides a plausible explanation for its weakest aspects, or whether these represent genuine falsifications of the paradigm. For instance, it is unlikely that the LG satellite planes will ever be accommodated in Λ CDM (Section 5.6), whereas it is quite plausible that MOND will address cosmological observables like the CMB and Bullet Cluster that are sometimes considered challenging for it (Section 9.2). Because of this, many tests give Λ CDM a negative confidence, but this is rare in MOND.

We conclude that observations distinct from those used to set up Λ CDM and MOND strongly disfavour the Λ CDM hypothesis because there are now several independent highly significant falsifications of this paradigm, a conclusion reached independently by other authors (e.g. Kroupa

et al. 2010; Kroupa 2012, 2015; Di Valentino 2021). These falsifications point rather specifically to failure of the GR and CDM assumptions, even if various other assumptions like dark energy may be more secure. Looking instead at the successes of each paradigm paints a similar picture, since those for MOND were generally clear a priori predictions with negligible theoretical flexibility. Meanwhile, some of the claimed successes of Λ CDM involved a great deal of adjustments to various free parameters in full view of the data, such that a wide range of observations could plausibly have been accommodated. This lends little confidence to the theory, unlike a clear prior prediction that is subsequently confirmed (Merritt 2020). Moreover, observations used in theory construction cannot be argued to increase our confidence in the theory, which we have accounted for by not considering the disc galaxy RAR when assessing MOND and the CMB when assessing Λ CDM. Bearing this in mind, the vast array of evidence presented in this review on balance strongly prefers a breakdown in GR at low accelerations, falsifications of which range from the kpc scales of galaxy bars to the Gpc scale of the KBC void and Hubble tension. It therefore seems inevitable that a MOND-based cosmological framework will soon supersede Λ CDM, thereby providing a much better stepping stone on the quest to understand the fundamental quantum gravitational laws governing our Universe.

AUTHOR CONTRIBUTIONS

IB led the review and wrote most of it. HZ wrote the part on the neutrino-based non-relativistic Lagrangian and the co-variant version of this. He also helped to edit the theoretical section of this review.

ACKNOWLEDGEMENTS

IB is supported by Science and Technology Facilities Council grant ST/V000861/1, which also partially supports HZ. IB acknowledges support from a ‘Pathways to Research’ fellowship from the University of Bonn. He is grateful to Elena Asencio for providing two of the figures used here and for helping to decide the scores assigned to the different theories for each test. The authors are grateful for permission to reproduce several figures from previous publications. They also thank Benoit Famaey, Moti Milgrom, Nils Wittenburg, Pavel Kroupa, Raphaël Errani, and Stacy McGaugh for helpful discussions. IB would like to thank Luis Acedo for inviting this review.

CONFLICTS OF INTEREST

The authors declare no conflict of interest with this review.

REFERENCES

- Acedo L., 2017, *Galaxies*, **5**, 74
Acedo L., 2020, *Universe*, **6**, 209
Aguirre J. A. L., Muñoz-Tuñón C., Varela A. M., Prieto M., 2000, *A&A*, **361**, 841

- Aguirre J. A. L., Méndez-Abreu J., Corsini E. M., 2009, *A&A*, **495**, 491
Aguirre A., Schaye J., Quataert E., 2001, *ApJ*, **561**, 550
Ahmed S. H., Brooks A. M., Christensen C. R., 2017, *MNRAS*, **466**, 3119
Aiola S., et al., 2020, *JCAP*, **2020**, 047
Alcock C., et al., 2000, *ApJ*, **542**, 281
Algorry D. G., et al., 2017, *MNRAS*, **469**, 1054
Allen S. W., Evrard A. E., Mantz A. B., 2011, *ARA&A*, **49**, 409
Alpher R. A., Bethe H., Gamow G., 1948, *Physical Review*, **73**, 803
Alves D. R., Nelson C. A., 2000, *ApJ*, **542**, 789
Amendola L., Kunz M., Saltas I. D., Sawicki I., 2018, *Physical Review Letters*, **120**, 131101
Anand G. S., Tully R. B., Rizzi L., Riess A. G., Yuan W., 2022, preprint, *Arxiv* ([arXiv:2108.00007](https://arxiv.org/abs/2108.00007))
Anderson L., et al., 2012, *MNRAS*, **427**, 3435
Andrews J. J., Chanamé J., Agüeros M. A., 2017, *MNRAS*, **472**, 675
Angulo R. E., Springel V., White S. D. M., Jenkins A., Baugh C. M., Frenk C. S., 2012, *MNRAS*, **426**, 2046
Angulo R. E., White S. D. M., Springel V., Henriques B., 2014, *MNRAS*, **442**, 2131
Angus G. W., 2008, *MNRAS*, **387**, 1481
Angus G. W., 2009, *MNRAS*, **394**, 527
Angus G. W., 2010, *JCAP*, **2010**, 026
Angus G. W., 2016, in *Journal of Physics Conference Series*. p. 032001, [doi:10.1088/1742-6596/718/3/032001](https://doi.org/10.1088/1742-6596/718/3/032001)
Angus G. W., Diaferio A., 2011, *MNRAS*, **417**, 941
Angus G. W., Shan H. Y., Zhao H. S., Famaey B., 2007, *ApJ*, **654**, L13
Angus G. W., Famaey B., Diaferio A., 2010, *MNRAS*, **402**, 395
Angus G. W., Diaferio A., Famaey B., van der Heyden K. J., 2013, *MNRAS*, **436**, 202
Angus G. W., Gentile G., Diaferio A., Famaey B., van der Heyden K. J., 2014, *MNRAS*, **440**, 746
Angus G. W., Gentile G., Swaters R., Famaey B., Diaferio A., McGaugh S. S., Heyden K. J. v. d., 2015, *MNRAS*, **451**, 3551
Aniyan S., Freeman K. C., Gerhard O. E., Arnaboldi M., Flynn C., 2016, *MNRAS*, **456**, 1484
Aniyan S., et al., 2018, *MNRAS*, **476**, 1909
Aragon-Calvo M. A., Silk J., Szalay A. S., 2011, *MNRAS*, **415**, L16
Argüelles C. A., Esteban I., Hostert M., Kelly K. J., Kopp J., Machado P. A. N., Martinez-Soler I., Perez-Gonzalez Y. F., 2021, preprint, *Arxiv* ([arXiv:2111.10359](https://arxiv.org/abs/2111.10359))
Armano M., et al., 2015, in *Journal of Physics Conference Series*. p. 012005, [doi:10.1088/1742-6596/610/1/012005](https://doi.org/10.1088/1742-6596/610/1/012005)
Asencio E., Banik I., Kroupa P., 2021, *MNRAS*, **500**, 5249
Asgari M., et al., 2021, *A&A*, **645**, A104
Athanassoula E., 2002, *ApJL*, **569**, L83
Athanassoula E., 2003, *MNRAS*, **341**, 1179
Athanassoula E., Misiriotis A., 2002, *MNRAS*, **330**, 35
Athanassoula E., Bosma A., Papaioannou S., 1987, *A&A*, **179**, 23
Athanassoula E., Machado R. E. G., Rodionov S. A., 2013, *MNRAS*, **429**, 1949
Aubourg E., et al., 1993, *Nature*, **365**, 623
Auger M. W., Treu T., Bolton A. S., Gavazzi R., Koopmans L. V. E., Marshall P. J., Bundy K., Moustakas L. A., 2009, *ApJ*, **705**, 1099
Aumer M., Binney J., Schönrich R., 2016, *MNRAS*, **459**, 3326
Babcock H. W., 1939, *Lick Observatory Bulletin*, **19**, 41
Bagchi B., Fring A., 2019, *International Journal of Modern Physics B*, **33**, 1950018
Baker T., Psaltis D., Skordis C., 2015, *ApJ*, **802**, 63
Baker T., et al., 2021, *Reviews of Modern Physics*, **93**, 015003
Ballerio S. K., Matteucci F., Origlia L., Rich R. M., 2007, *A&A*, **467**, 123

- Banik I., 2019, *MNRAS*, **487**, 5291
- Banik N., Bovy J., 2019, *MNRAS*, **484**, 2009
- Banik I., Kroupa P., 2019a, *MNRAS*, **487**, 1653
- Banik I., Kroupa P., 2019b, *MNRAS*, **487**, 2665
- Banik I., Kroupa P., 2020a, *MNRAS*, **495**, 3974
- Banik I., Kroupa P., 2020b, *MNRAS*, **497**, L62
- Banik I., Zhao H., 2015, *MNRAS*, **450**, 3155
- Banik I., Zhao H., 2016, *MNRAS*, **459**, 2237
- Banik I., Zhao H., 2017, *MNRAS*, **467**, 2180
- Banik I., Zhao H., 2018a, *SciFed Journal of Astrophysics*, **1**, 1000008
- Banik I., Zhao H., 2018b, *MNRAS*, **473**, 419
- Banik I., Zhao H., 2018c, *MNRAS*, **473**, 4033
- Banik I., Zhao H., 2018d, *MNRAS*, **480**, 2660
- Banik I., O’Ryan D., Zhao H., 2018a, *MNRAS*, **477**, 4768
- Banik I., Milgrom M., Zhao H., 2018b, preprint, [Arxiv \(arXiv:1808.10545\)](https://arxiv.org/abs/1808.10545)
- Banik I., Thies I., Candlish G., Famaey B., Ibata R., Kroupa P., 2020, *ApJ*, **905**, 135
- Banik I., Haslbauer M., Pawlowski M. S., Famaey B., Kroupa P., 2021a, *MNRAS*, **503**, 6170
- Banik I., Pittordis C., Sutherland W., 2021b, preprint, [Arxiv \(arXiv:2109.03827\)](https://arxiv.org/abs/2109.03827)
- Barnes J. E., Hernquist L., 1992, *Nature*, **360**, 715
- Battye R. A., Pace F., Trinh D., 2018, *Physical Review D*, **98**, 023504
- Batygin K., Brown M. E., 2016, *AJ*, **151**, 22
- Bauer J. S., Widrow L. M., 2019, *MNRAS*, **486**, 523
- Bauer J. S., Widrow L. M., Erkal D., 2018, *MNRAS*, **476**, 198
- Beech M., 2009, *MNRAS*, **399**, L21
- Beech M., 2011, *Ap&SS*, **333**, 419
- Begeman K. G., Broeils A. H., Sanders R. H., 1991, *MNRAS*, **249**, 523
- Behroozi P. S., Wechsler R. H., Conroy C., 2013, *ApJL*, **762**, L31
- Bekenstein J. D., 2004, *Physical Review D*, **70**, 083509
- Bekenstein J., Magueijo J., 2006, *Physical Review D*, **73**, 103513
- Bekenstein J., Milgrom M., 1984, *ApJ*, **286**, 7
- Bell E. F., de Jong R. S., 2001, *ApJ*, **550**, 212
- Bellazzini M., Oosterloo T., Fraternali F., Beccari G., 2013, *A&A*, **559**, L11
- Belokurov V., et al., 2020, *MNRAS*, **496**, 1922
- Benisty D., Guendelman E. I., 2020, *Physics of the Dark Universe*, **30**, 100708
- Benisty D., Guendelman E. I., Lahav O., 2019, preprint, [Arxiv \(arXiv:1904.03153\)](https://arxiv.org/abs/1904.03153)
- Bennett M., Bovy J., Hunt J. A. S., 2021, preprint, [Arxiv \(arXiv:2107.08055\)](https://arxiv.org/abs/2107.08055)
- Berezhiani L., Khoury J., 2015, *Physical Review D*, **92**, 103510
- Berezhiani L., Khoury J., 2016, *Physics Letters B*, **753**, 639
- Bergé J., et al., 2021, *Experimental Astronomy*, **51**, 1737
- Bernardinelli P. H., et al., 2020, *Planetary Science Journal*, **1**, 28
- Berrier J. C., Sellwood J. A., 2016, *ApJ*, **831**, 65
- Bershady M. A., Verheijen M. A. W., Swaters R. A., Andersen D. R., Westfall K. B., Martinsson T., 2010, *ApJ*, **716**, 198
- Bertola F., Galletta G., 1978, *ApJL*, **226**, L115
- Bevis N., Magueijo J., Trenkel C., Kembel S., 2010, *Classical and Quantum Gravity*, **27**, 215014
- Bienaymé O., Famaey B., Wu X., Zhao H. S., Aubert D., 2009, *A&A*, **500**, 801
- Bílek M., Jungwiert B., Jílková L., Ebrov I., Bartořkov K., Křířek M., 2013, *A&A*, **559**, A110
- Bílek M., Ebrov I., Jungwiert B., Jílková L., Bartořkov K., 2015a, *Canadian Journal of Physics*, **93**, 203
- Bílek M., Jungwiert B., Ebrov I., Bartořkov K., 2015b, *A&A*, **575**, A29
- Bílek M., Cuillandre J. C., Gwyn S., Ebrov I., Bartořkov K., Jungwiert B., Jílková L., 2016, *A&A*, **588**, A77
- Bílek M., Thies I., Kroupa P., Famaey B., 2018, *A&A*, **614**, A59
- Bílek M., Müller O., Famaey B., 2019, *A&A*, **627**, L1
- Binney J., Tremaine S., 2008, *Galactic Dynamics: Second Edition*. Princeton University Press
- Birkinshaw M., Gull S. F., 1983, *Nature*, **302**, 315
- Blanchet L., Novak J., 2011, *MNRAS*, **412**, 2530
- Böhringer H., Chon G., Collins C. A., 2014, *A&A*, **570**, A31
- Böhringer H., Chon G., Bristow M., Collins C. A., 2015, *A&A*, **574**, A26
- Böhringer H., Chon G., Fukugita M., 2017, *A&A*, **608**, A65
- Böhringer H., Chon G., Collins C. A., 2020, *A&A*, **633**, A19
- Bolte M., Hogan C. J., 1995, *Nature*, **376**, 399
- Bolton A. S., Burles S., Koopmans L. V. E., Treu T., Moustakas L. A., 2006, *ApJ*, **638**, 703
- Bonaca A., et al., 2020, *ApJ*, **889**, 70
- Boran S., Desai S., Kahya E. O., Woodard R. P., 2018, *Physical Review D*, **97**, 041501
- Bosma A., 1978, PhD thesis, Groningen University
- Bosma A., 1981, *AJ*, **86**, 1825
- Bournaud F., et al., 2007, *Science*, **316**, 1166
- Bovy J., 2020, preprint, [Arxiv \(arXiv:2012.02169\)](https://arxiv.org/abs/2012.02169)
- Bozorgnia N., Bertone G., 2017, *International Journal of Modern Physics A*, **32**, 1730016
- Brada R., Milgrom M., 1999, *ApJ*, **519**, 590
- Brada R., Milgrom M., 2000a, *ApJL*, **531**, L21
- Brada R., Milgrom M., 2000b, *ApJ*, **541**, 556
- Bradford J. D., Geha M. C., Blanton M. R., 2015, *ApJ*, **809**, 146
- Brimouille F., Seitz S., Lerchster M., Bender R., Snigula J., 2013, *MNRAS*, **432**, 1046
- Brouwer M. M., et al., 2017, *MNRAS*, **466**, 2547
- Brouwer M. M., et al., 2021, *A&A*, **650**, A113
- Brownstein J. R., Moffat J. W., 2007, *MNRAS*, **382**, 29
- Buch J., Leung J. S. C., Fan J., 2019, *JCAP*, **2019**, 026
- Bundy K., et al., 2015, *ApJ*, **798**, 7
- Buote D. A., Humphrey P. J., 2012, *Dark Matter in Elliptical Galaxies*. Springer, pp 235–277, doi:10.1007/978-1-4614-0580-1_8
- COSMOS Collaboration 2009, *ApJ*, **703**, 982
- Cadoni M., Tuveri M., 2019, *Physical Review D*, **100**, 024029
- Caldwell N., et al., 2017, *ApJ*, **839**, 20
- Camarena D., Marra V., 2020a, *Physical Review Research*, **2**, 013028
- Camarena D., Marra V., 2020b, *MNRAS*, **495**, 2630
- Cameron E., Angus G. W., Burgess J. M., 2020, *Nature Astronomy*, **4**, 132
- Candlish G. N., 2016, *MNRAS*, **460**, 2571
- Candlish G. N., Smith R., Fellhauer M., 2015, *MNRAS*, **446**, 1060
- Cappellari M., et al., 2013, *MNRAS*, **432**, 1709
- Carr B., 1994, *ARA&A*, **32**, 531
- Cautun M., Frenk C. S., 2017, *MNRAS*, **468**, L41
- Cautun M., Wang W., Frenk C. S., Sawala T., 2015, *MNRAS*, **449**, 2576
- Chae K.-H., Bernardi M., Sheth R. K., Gong I.-T., 2019, *ApJ*, **877**, 18
- Chae K.-H., Bernardi M., Domínguez Sánchez H., Sheth R. K., 2020a, *ApJL*, **903**, L31
- Chae K.-H., Lelli F., Desmond H., McGaugh S. S., Li P., Schombert J. M., 2020b, *ApJ*, **904**, 51
- Chae K.-H., Desmond H., Lelli F., McGaugh S. S., Schombert J. M., 2021, *ApJ*, **921**, 104
- Chaichian M., Oksanen M., Tureanu A., 2011, *Physics Letters B*, **702**, 419
- Chang Z., Zhou Y., 2019, *MNRAS*, **486**, 1658
- Chemin L., Carignan C., Foster T., 2009, *ApJ*, **705**, 1395
- Chiboucas K., Jacobs B. A., Tully R. B., Karachentsev I. D., 2013, *AJ*, **146**, 126
- Chilingarian I. V., Afanasiev A. V., Grishin K. A., Fabricant D., Moran S., 2019, *ApJ*, **884**, 79
- Chiu M.-C., Ko C.-M., Tian Y., 2006, *ApJ*, **636**, 565

- Chiu M.-C., Ko C.-M., Tian Y., Zhao H., 2011, *Physical Review D*, **83**, 063523
- Chowdhury A., 2019, *MNRAS*, **482**, L99
- Ciotti L., Londrillo P., Nipoti C., 2006, *ApJ*, **640**, 741
- Clarke C. J., 2020, *MNRAS*, **491**, L72
- Clarkson C., Umeh O., Maartens R., Durrer R., 2014, *JCAP*, **2014**, 036
- Claydon I., Gieles M., Zocchi A., 2017, *MNRAS*, **466**, 3937
- Clowe D., Gonzalez A., Markevitch M., 2004, *ApJ*, **604**, 596
- Clowe D., Bradač M., Gonzalez A. H., Markevitch M., Randall S. W., Jones C., Zaritsky D., 2006, *ApJL*, **648**, L109
- Colgáin E. Ó., 2019, *J. Cosmol. Astropart. Phys.*, **2019**, 006
- Combes F., 2014a, in Iodice E., Corsini E. M., eds, *Astronomical Society of the Pacific Conference Series Vol. 486, Multi-Spin Galaxies*. p. 207 ([arXiv:1312.6475](https://arxiv.org/abs/1312.6475))
- Combes F., 2014b, *A&A*, **571**, A82
- Conroy C., 2013, *ARA&A*, **51**, 393
- Contopoulos G., 1981, *A&A*, **102**, 265
- Contopoulos G., Grosbol P., 1989, *A&ARv*, **1**, 261
- Contopoulos G., Papayannopoulos T., 1980, *A&A*, **92**, 33
- Copeland E. J., Kopp M., Padilla A., Saffin P. M., Skordis C., 2019, *Physical Review Letters*, **122**, 061301
- Corbelli E., Walterbos R. A. M., 2007, *ApJ*, **669**, 315
- Crain R. A., et al., 2015, *MNRAS*, **450**, 1937
- Cuomo V., Aguerri J. A. L., Corsini E. M., Debattista V. P., 2020, *A&A*, **641**, A111
- Cuomo V., Hee Lee Y., Buttitta C., Aguerri J. A. L., Maria Corsini E., Morelli L., 2021, *A&A*, **649**, A30
- Cyburtt R. H., Fields B. D., Olive K. A., Yeh T.-H., 2016, *Rev. Mod. Phys.*, **88**, 015004
- DES Collaboration 2018, *Physical Review D*, **98**, 043528
- DES Collaboration 2019, *MNRAS*, **484**, 5267
- D’Onghia E., 2015, *ApJL*, **808**, L8
- Dabringhausen J., Kroupa P., 2013, *MNRAS*, **429**, 1858
- Dainotti M. G., De Simone B., Schiavone T., Montani G., Rinaldi E., Lambiase G., 2021, *ApJ*, **912**, 150
- Dalcanton J. J., et al., 2009, *ApJS*, **183**, 67
- Danieli S., van Dokkum P., Conroy C., Abraham R., Romanowsky A. J., 2019, *ApJL*, **874**, L12
- Das M., McGaugh S., Ianjamasimanana R., Schombert J., Dwarakanath K. S., 2020, *ApJ*, **889**, 10
- Deason A. J., et al., 2011, *MNRAS*, **415**, 2607
- Debattista V. P., Sellwood J. A., 1998, *ApJ*, **493**, L5
- Debattista V. P., Sellwood J. A., 2000, *ApJ*, **543**, 704
- Debattista V. P., Roškar R., Valluri M., Quinn T., Moore B., Wadsley J., 2013, *MNRAS*, **434**, 2971
- Deffayet C., Esposito-Farese G., Woodard R. P., 2011, *Physical Review D*, **84**, 124054
- Deshev B., et al., 2017, *A&A*, **607**, A131
- Desmond H., 2017a, *MNRAS*, **464**, 4160
- Desmond H., 2017b, *MNRAS*, **472**, L35
- Desmond H., Ferreira P. G., Lavaux G., Jasche J., 2018, *MNRAS*, **474**, 3152
- Di Criscienzo M., et al., 2011, *AJ*, **141**, 81
- Di Teodoro E. M., Posti L., Ogle P. M., Fall S. M., Jarrett T., 2021, *MNRAS*, **507**, 5820
- Di Valentino E., 2021, *MNRAS*, **502**, 2065
- Di Valentino E., Melchiorri A., Silk J., 2020, *Nature Astronomy*, **4**, 196
- Diehl S., Statler T. S., 2007, *ApJ*, **668**, 150
- Dierickx M. I. P., Loeb A., 2017, *ApJ*, **847**, 42
- Diez-Tejedor A., Gonzalez-Morales A. X., Niz G., 2018, *MNRAS*, **477**, 1285
- Disney M. J., 1976, *Nature*, **263**, 573
- Dobbs C. L., Theis C., Pringle J. E., Bate M. R., 2010, *MNRAS*, **403**, 625
- Dodelson S., Liguori M., 2006, *Physical Review Letters*, **97**, 231301
- Doroshkevich A. G., 1970, *Astrofizika*, **6**, 581
- Duc P.-A., Paudel S., McDermid R. M., Cuillandre J.-C., Serra P., Bournaud F., Cappellari M., Emsellem E., 2014, *MNRAS*, **440**, 1458
- Durazo R., Hernandez X., Cervantes Sodi B., Sánchez S. F., 2017, *ApJ*, **837**, 179
- Dutton A. A., Macciò A. V., Obreja A., Buck T., 2019, *MNRAS*, **485**, 1886
- Dyson F. W., Eddington A. S., Davidson C., 1920, *Royal Society of London Philosophical Transactions Series A*, **220**, 291
- Efstathiou G., Sutherland W. J., Maddox S. J., 1990, *Nature*, **348**, 705
- Einstein A., 1915, *Sitzungsberichte der Königlich Preussischen Akademie der Wissenschaften (Berlin)*, pp 844–847
- Eisenstein D. J., Loeb A., Turner E. L., 1997, *ApJ*, **475**, 421
- El-Badry K., 2019, *MNRAS*, **482**, 5018
- Elias L. M., Sales L. V., Creasey P., Cooper M. C., Bullock J. S., Rich R. M., Hernquist L., 2018, *MNRAS*, **479**, 4004
- Elmegreen B., 1996, in Buta R., Crocker D. A., Elmegreen B. G., eds, *Astronomical Society of the Pacific Conference Series Vol. 91, Barred Galaxies*. p. 197
- Elmegreen B. G., Elmegreen D. M., Montenegro L., 1992, *ApJS*, **79**, 37
- Elmegreen B. G., Kaufman M., Thomasson M., 1993, *ApJ*, **412**, 90
- Errani R., Navarro J. F., Ibata R., Peñarrubia J., 2021, preprint, *Arxiv* ([arXiv:2111.05866](https://arxiv.org/abs/2111.05866))
- Erwin P., 2018, *MNRAS*, **474**, 5372
- Eskridge P. B., et al., 2000, *AJ*, **119**, 536
- Ettori S., et al., 2019, *A&A*, **621**, A39
- Event Horizon Telescope Collaboration 2019, *ApJL*, **875**, L1
- Everall A., Evans N. W., Belokurov V., Schönrich R., 2019, *MNRAS*, **489**, 910
- Faber S. M., Gallagher J. S., 1979, *ARA&A*, **17**, 135
- Famaey B., Binney J., 2005, *MNRAS*, **363**, 603
- Famaey B., McGaugh S. S., 2012, *Living Reviews in Relativity*, **15**, 10
- Famaey B., Bruneton J.-P., Zhao H., 2007, *MNRAS*, **377**, L79
- Famaey B., McGaugh S., Milgrom M., 2018, *MNRAS*, **480**, 473
- Fardal M. A., et al., 2013, *MNRAS*, **434**, 2779
- Fathi K., 2010, *ApJL*, **722**, L120
- Fattahi A., Navarro J. F., Frenk C. S., Oman K. A., Sawala T., Schaller M., 2018, *MNRAS*, **476**, 3816
- Feix M., Xu D., Shan H., Famaey B., Limousin M., Zhao H., Taylor A., 2008, *ApJ*, **682**, 711
- Feix M., Zhao H., Fedeli C., Pestaña J. L. G., Hoekstra H., 2010, *Physical Review D*, **82**, 124003
- Fellhauer M., et al., 2006, *ApJ*, **651**, 167
- Flores H., Hammer F., Fouquet S., Puech M., Kroupa P., Yang Y., Pawlowski M., 2016, *MNRAS*, **457**, L14
- Fort B., Mellier Y., 1994, *A&ARv*, **5**, 239
- Fosbury R. A. E., Mebold U., Goss W. M., Dopita M. A., 1978, *MNRAS*, **183**, 549
- Fragkoudi F., Grand R. J. J., Pakmor R., Springel V., White S. D. M., Marinacci F., Gomez F. A., Navarro J. F., 2021, *A&A*, **650**, L16
- Fraternali F., Tolstoy E., Irwin M. J., Cole A. A., 2009, *A&A*, **499**, 121
- Freeman K. C., 1970, *ApJ*, **160**, 811
- Frenk C. S., White S. D. M., 2012, *Annalen der Physik*, **524**, 507
- Freundlich J., Famaey B., Oria P. A., Bílek M., Müller O., Ibata R., 2022, *A&A*, in press
- Fu X., Bressan A., Molaro P., Marigo P., 2015, *MNRAS*, **452**, 3256
- Fuchs B., 2003, *Ap&SS*, **284**, 719
- Gaia Collaboration 2018, *A&A*, **616**, A1
- Gaia Collaboration 2021a, *A&A*, **649**, A1
- Gaia Collaboration 2021b, *A&A*, **649**, A9

- Galianni P., Feix M., Zhao H., Horne K., 2012, *Physical Review D*, **86**, 044002
- Garaldi E., Romano-Díaz E., Porciani C., Pawlowski M. S., 2018, *Physical Review Letters*, **120**, 261301
- Gaspari M., et al., 2019, *ApJ*, **884**, 169
- Gentile G., Famaey B., Combes F., Kroupa P., Zhao H. S., Tiret O., 2007, *A&A*, **472**, L25
- Gentile G., Baes M., Famaey B., van Acoleyen K., 2010, *MNRAS*, **406**, 2493
- Gentile G., Famaey B., de Blok W. J. G., 2011, *A&A*, **527**, A76
- Gerhard O. E., Spergel D. N., 1992, *ApJ*, **397**, 38
- Gerke J. R., Kochanek C. S., Prieto J. L., Stanek K. Z., Macri L. M., 2011, *ApJ*, **743**, 176
- Ghari A., Haghi H., Zonoozi A. H., 2019a, *MNRAS*, **487**, 2148
- Ghari A., Famaey B., Laporte C., Haghi H., 2019b, *A&A*, **623**, A123
- Giunti C., Lasserre T., 2019, *Annual Review of Nuclear and Particle Science*, **69**, 163
- Giusti A., Buffa S., Heisenberg L., Casadio R., 2021, preprint, *Arxiv* ([arXiv:2108.05111](https://arxiv.org/abs/2108.05111))
- Gonzalez A. H., Zaritsky D., Zabludoff A. I., 2007, *ApJ*, **666**, 147
- Gonzalez A. H., Sivanandam S., Zabludoff A. I., Zaritsky D., 2013, *ApJ*, **778**, 14
- Grady J., Belokurov V., Evans N. W., 2020, *MNRAS*, **492**, 3128
- Graham A. W., Worley C. C., 2008, *MNRAS*, **388**, 1708
- Grand R. J. J., et al., 2017, *MNRAS*, **467**, 179
- Gravity Collaboration 2018, *A&A*, **615**, L15
- Gravity Collaboration 2019, *A&A*, **625**, L10
- Gravity Collaboration 2020, *A&A*, **636**, L5
- Gregory A. L., Collins M. L. M., Read J. I., Irwin M. J., Ibata R. A., Martin N. F., McConnachie A. W., Weisz D. R., 2019, *MNRAS*, **485**, 2010
- Gundlach J. H., Schlamminger S., Spitzer C. D., Choi K. Y., Woodahl B. A., Coy J. J., Fischbach E., 2007, *Physical Review Letters*, **98**, 150801
- Guo R., Liu C., Mao S., Xue X.-X., Long R. J., Zhang L., 2020, *MNRAS*, **495**, 4828
- Hagen J. H. J., Helmi A., 2018, *A&A*, **615**, A99
- Hagen J. H. J., Helmi A., de Zeeuw P. T., Posti L., 2019, *A&A*, **629**, A70
- Haghi H., Baumgardt H., Kroupa P., Grebel E. K., Hilker M., Jordi K., 2009, *MNRAS*, **395**, 1549
- Haghi H., Baumgardt H., Kroupa P., 2011, *A&A*, **527**, A33
- Haghi H., Bazkiaei A. E., Zonoozi A. H., Kroupa P., 2016, *MNRAS*, **458**, 4172
- Haghi H., et al., 2019a, *MNRAS*, **487**, 2441
- Haghi H., Amiri V., Hasani Zonoozi A., Banik I., Kroupa P., Haslbauer M., 2019b, *ApJL*, **884**, L25
- Hajdukovic D. S., 2020, *MNRAS*, **491**, 4816
- Hammer F., Wang J., Pawlowski M., Yang Y., Bonifacio P., Li H., Babusiaux C., Arenou F., 2021, *ApJ*, in press
- Handley W., 2021, *Physical Review D*, **103**, L041301
- Harrison E. R., 1970, *Physical Review D*, **1**, 2726
- Hart R. E., Bamford S. P., Casteels K. R. V., Kruk S. J., Lintott C. J., Masters K. L., 2017, *MNRAS*, **468**, 1850
- Hartsuiker L., Ploekinger S., 2020, *MNRAS*, **491**, L66
- Haslbauer M., Dabringhausen J., Kroupa P., Javanmardi B., Banik I., 2019, *A&A*, **626**, A47
- Haslbauer M., Banik I., Kroupa P., 2020, *MNRAS*, **499**, 2845
- Haynes M. P., Giovanelli R., 1986, *ApJL*, **306**, L55
- Hees A., Folkner W. M., Jacobson R. A., Park R. S., 2014, *Physical Review D*, **89**, 102002
- Hees A., Famaey B., Angus G. W., Gentile G., 2016, *MNRAS*, **455**, 449
- Hernandez X., Jiménez M. A., Allen C., 2012, *European Physical Journal C*, **72**, 1884
- Hernandez X., Jiménez M. A., Allen C., 2013, *MNRAS*, **428**, 3196
- Hernandez X., Cortés R. A. M., Allen C., Scarpa R., 2019, *International Journal of Modern Physics D*, **28**, 1950101
- Hernandez X., Cookson S., Cortes R. A. M., 2022, *MNRAS*, in press
- Hernquist L., Quinn P. J., 1987, *ApJ*, **312**, 1
- Hickson P., 1982, *ApJ*, **255**, 382
- Hilmi T., et al., 2020, *MNRAS*, **497**, 933
- Hobbs D., et al., 2021, *Experimental Astronomy*, **51**, 783
- Hockney R. W., Hohl F., 1969, *AJ*, **74**, 1102
- Hodson A. O., Zhao H., 2017a, *A&A*, **598**, A127
- Hodson A. O., Zhao H., 2017b, *A&A*, **607**, A109
- Hodson A. O., Zhao H., Khoury J., Famaey B., 2017, *A&A*, **607**, A108
- Hohl F., 1971, *ApJ*, **168**, 343
- Holley-Bockelmann K., Weinberg M., Katz N., 2005, *MNRAS*, **363**, 991
- Hopkins P. F., Cox T. J., Younger J. D., Hernquist L., 2009, *ApJ*, **691**, 1168
- Hossenfelder S., 2017, *Physical Review D*, **95**, 124018
- Hossenfelder S., 2018, *Lost in Math: How Beauty Leads Physics Astray*. Basic Civitas Books, [doi:10.1119/1.5086393](https://doi.org/10.1119/1.5086393)
- Hossenfelder S., Misteale T., 2020, *MNRAS*, **498**, 3484
- Hawk J. C., Lehner N., Fields B. D., Mathews G. J., 2012, *Nature*, **489**, 121
- Hui L., Ostriker J. P., Tremaine S., Witten E., 2017, *Physical Review D*, **95**, 043541
- Ibata R., Lewis G. F., Irwin M., Totten E., Quinn T., 2001, *ApJ*, **551**, 294
- Ibata R., Sollima A., Nipoti C., Bellazzini M., Chapman S. C., Dalessandro E., 2011a, *ApJ*, **738**, 186
- Ibata R., Sollima A., Nipoti C., Bellazzini M., Chapman S. C., Dalessandro E., 2011b, *ApJ*, **743**, 43
- Ibata R. A., et al., 2013, *Nature*, **493**, 62
- Ibata N. G., Ibata R. A., Famaey B., Lewis G. F., 2014a, *Nature*, **511**, 563
- Ibata R. A., Ibata N. G., Lewis G. F., Martin N. F., Conn A., Elahi P., Arias V., Fernando N., 2014b, *ApJL*, **784**, L6
- Ibata R. A., Famaey B., Lewis G. F., Ibata N. G., Martin N., 2015, *ApJ*, **805**, 67
- Iocco F., Pato M., Bertone G., 2015, *Physical Review D*, **92**, 084046
- Jarrett T. H., Chester T., Cutri R., Schneider S. E., Huchra J. P., 2003, *AJ*, **125**, 525
- Jee M. J., Hughes J. P., Menanteau F., Sifón C., Mandelbaum R., Barrientos L. F., Infante L., Ng K. Y., 2014, *ApJ*, **785**, 20
- Jeřábková T., Hasani Zonoozi A., Kroupa P., Beccari G., Yan Z., Vazdekis A., Zhang Z. Y., 2018, *A&A*, **620**, A39
- Jiang Y.-F., Tremaine S., 2010, *MNRAS*, **401**, 977
- Jimenez R., Thejll P., Jorgensen E. G., MacDonald J., Pagel B., 1996, *MNRAS*, **282**, 926
- Jones B. F., 1970, *AJ*, **75**, 563
- Jones B. F., 1971, *AJ*, **76**, 470
- Jordán A., et al., 2007, *ApJS*, **169**, 213
- Kafle P. R., Sharma S., Lewis G. F., Bland-Hawthorn J., 2012, *ApJ*, **761**, 98
- Kafle P. R., Sharma S., Lewis G. F., Robotham A. S. G., Driver S. P., 2018, *MNRAS*, **475**, 4043
- Kahn F. D., Woltjer L., 1959, *ApJ*, **130**, 705
- Kam Z. S., Carignan C., Chemin L., Amram P., Epinat B., 2015, *MNRAS*, **449**, 4048
- Kam S. Z., Carignan C., Chemin L., Foster T., Elson E., Jarrett T. H., 2017, *AJ*, **154**, 41
- Kamionkowski M., 1998, in Gava E., Masiero A., Narain K. S., Randjbar-Daemi S., Senjanovic G., Smirnov A., Shafi Q., eds, *High Energy Physics and Cosmology, 1997 Summer School*. p. 394 ([arXiv:hep-ph/9710467](https://arxiv.org/abs/hep-ph/9710467))
- Kashibadze O. G., Karachentsev I. D., 2018, *A&A*, **609**, A11
- Katrin Collaboration 2019, *Physical Review Letters*, **123**, 221802

- Katz H., McGaugh S., Teuben P., Angus G. W., 2013, *ApJ*, **772**, 10
- Kautsch S. J., Grebel E. K., Barazza F. D., Gallagher J. S. I., 2006, *A&A*, **445**, 765
- Kaviraj S., Darg D., Lintott C., Schawinski K., Silk J., 2012, *MNRAS*, **419**, 70
- Kazantzidis L., Perivolaropoulos L., 2020, *Physical Review D*, **102**, 023520
- Kazantzidis L., Koo H., Nesseris S., Perivolaropoulos L., Shafieloo A., 2021, *MNRAS*, **501**, 3421
- Keenan R. C., Barger A. J., Cowie L. L., 2013, *ApJ*, **775**, 62
- Keim M. A., et al., 2021, preprint, *Arxiv* ([arXiv:2109.09778](https://arxiv.org/abs/2109.09778))
- Kervella P., Mignard F., Mérand A., Thévenin F., 2016, *A&A*, **594**, A107
- Kervella P., Thévenin F., Lovis C., 2017, *A&A*, **598**, L7
- Kilbinger M., 2015, *Reports on Progress in Physics*, **78**, 086901
- Kilic M., Munn J. A., Harris H. C., von Hippel T., Liebert J. W., Williams K. A., Jeffery E., DeGennaro S., 2017, *ApJ*, **837**, 162
- Kim S. Y., Peter A. H. G., Hargis J. R., 2018, *Physical Review Letters*, **121**, 211302
- Kim J., et al., 2021, *ApJ*, in press
- Kirby E. N., Bullock J. S., Boylan-Kolchin M., Kaplinghat M., Cohen J. G., 2014, *MNRAS*, **439**, 1015
- Klessen R. S., Kroupa P., 1998, *ApJ*, **498**, 143
- Klypin A., Prada F., 2009, *ApJ*, **690**, 1488
- Klypin A., Valenzuela O., Colín P., Quinn T., 2009, *MNRAS*, **398**, 1027
- Knebe A., Llinares C., Wu X., Zhao H. S., 2009, *ApJ*, **703**, 2285
- Knox R. A., Hawkins M. R. S., Hambly N. C., 1999, *MNRAS*, **306**, 736
- Kobakhidze A., 2011a, *Physical Review D*, **83**, 021502
- Kobakhidze A., 2011b, preprint, *Arxiv* ([arXiv:1108.4161](https://arxiv.org/abs/1108.4161))
- Kogut A., et al., 1993, *ApJ*, **419**, 1
- Kormendy J., Drory N., Bender R., Cornell M. E., 2010, *ApJ*, **723**, 54
- Kourkchi E., Tully R. B., 2017, *ApJ*, **843**, 16
- Kovács A., 2018, *MNRAS*, **475**, 1777
- Kovács A., Beck R., Szapudi I., Csabai I., Rácz G., Dobos L., 2020, *MNRAS*, **499**, 320
- Kovács A., Beck R., Smith A., Rácz G., Csabai I., Szapudi I., 2021, preprint, *Arxiv* ([arXiv:2107.13038](https://arxiv.org/abs/2107.13038))
- Kraljic D., Sarkar S., 2015, *JCAP*, **4**, 050
- Krishnan C., Colgáin E. Ó., Ruchika Sen A. A., Sheikh-Jabbari M. M., Yang T., 2020, *Physical Review D*, **102**, 103525
- Krishnan C., Ó Colgáin E., Sheikh-Jabbari M. M., Yang T., 2021, *Physical Review D*, **103**, 103509
- Kroupa P., 1997, *New Astronomy*, **2**, 139
- Kroupa P., 2012, *PASA*, **29**, 395
- Kroupa P., 2015, *Canadian Journal of Physics*, **93**, 169
- Kroupa P., Weidner C., 2003, *ApJ*, **598**, 1076
- Kroupa P., Theis C., Boily C. M., 2005, *A&A*, **431**, 517
- Kroupa P., et al., 2010, *A&A*, **523**, A32
- Kroupa P., et al., 2018a, *Nature Astronomy*, **2**, 925
- Kroupa P., et al., 2018b, *Nature*, **561**, E4
- Kurdubov S. L., Pavlov D. A., Mironova S. M., Kaplev S. A., 2019, *MNRAS*, **486**, 815
- Lage C., Farrar G., 2014, *ApJ*, **787**, 144
- Laporte C. F. P., Johnston K. V., Gómez F. A., Garavito-Camargo N., Besla G., 2018, *MNRAS*, **481**, 286
- Laporte C. F. P., Minchev I., Johnston K. V., Gómez F. A., 2019, *MNRAS*, **485**, 3134
- Law D. R., Majewski S. R., 2010, *ApJ*, **714**, 229
- Lee J.-W., 2018, in *European Physical Journal Web of Conferences*. EDP Sciences, p. 06005 ([arXiv:1704.05057](https://arxiv.org/abs/1704.05057)), [doi:10.1051/epjconf/201816806005](https://doi.org/10.1051/epjconf/201816806005)
- Lee J., Komatsu E., 2010, *ApJ*, **718**, 60
- Lehár J., et al., 2000, *ApJ*, **536**, 584
- Lelli F., Duc P.-A., Brinks E., McGaugh S., 2015, *Galaxies*, **3**, 184
- Lelli F., McGaugh S. S., Schombert J. M., 2016, *AJ*, **152**, 157
- Lelli F., McGaugh S. S., Schombert J. M., 2017a, *MNRAS*, **468**, L68
- Lelli F., McGaugh S. S., Schombert J. M., Pawlowski M. S., 2017b, *ApJ*, **836**, 152
- Lelli F., McGaugh S. S., Schombert J. M., Desmond H., Katz H., 2019, *MNRAS*, **484**, 3267
- Lelli F., Di Teodoro E. M., Fraternali F., Man A. W. S., Zhang Z.-Y., De Breuck C., Davis T. A., Maiolino R., 2021, *Science*, **371**, 713
- Levenson T., 2015, *The Hunt for Vulcan... And How Albert Einstein Destroyed a Planet, Discovered Relativity, and Deciphered the Universe*. Random House, [doi:10.1119/1.4968558](https://doi.org/10.1119/1.4968558)
- Li Y.-S., White S. D. M., 2008, *MNRAS*, **384**, 1459
- Li B., Zhao H., 2009, *Physical Review D*, **80**, 064007
- Li P., Lelli F., McGaugh S., Schombert J., 2018, *A&A*, **615**, A3
- Li P., Lelli F., McGaugh S., Schombert J., 2020, *ApJS*, **247**, 31
- Li P., Lelli F., McGaugh S., Schombert J., Chae K.-H., 2021a, *A&A*, **646**, L13
- Li H., Hammer F., Babusiaux C., Pawlowski M. S., Yang Y., Arenou F., Du C., Wang J., 2021b, *ApJ*, **916**, 8
- Libeskind N. I., Frenk C. S., Cole S., Jenkins A., Helly J. C., 2009, *MNRAS*, **399**, 550
- Lin C. C., Shu F. H., 1964, *ApJ*, **140**, 646
- Lisanti M., Moschella M., Outmezguine N. J., Slone O., 2019, *Physical Review D*, **100**, 083009
- Lüghausen F., Famaey B., Kroupa P., Angus G., Combes F., Gentile G., Tiret O., Zhao H., 2013, *MNRAS*, **432**, 2846
- Lüghausen F., Famaey B., Kroupa P., 2014, in Iodice E., Corsini E. M., eds, *Astronomical Society of the Pacific Conference Series Vol. 486, Multi-Spin Galaxies*. p. 225
- Lüghausen F., Famaey B., Kroupa P., 2015, *Canadian Journal of Physics*, **93**, 232
- Lynden-Bell D., 1976, *MNRAS*, **174**, 695
- Lynden-Bell D., 1982, *The Observatory*, **102**, 202
- Ma C., et al., 1998, *AJ*, **116**, 516
- Mackey A. D., Gilmore G. F., 2004, *MNRAS*, **355**, 504
- Maeder A., Gueorguiev V. G., 2020, *MNRAS*, **492**, 2698
- Magueijo J., Mozaffari A., 2012, *Physical Review D*, **85**, 043527
- Magueijo J., Mozaffari A., 2013, *Classical and Quantum Gravity*, **30**, 092002
- Malbet F., et al., 2021, *Experimental Astronomy*, **51**, 845
- Mancera Piña P. E., et al., 2019, *ApJL*, **883**, L33
- Mancera Piña P. E., et al., 2020, *MNRAS*, **495**, 3636
- Mancera Piña P. E., Posti L., Pezzulli G., Fraternali F., Fall S. M., Oosterloo T., Adams E. A. K., 2021, *A&A*, **651**, L15
- Mancera Piña P. E., Fraternali F., Oosterloo T., Adams E. A. K., Oman K. A., Leisman L., 2022, *MNRAS*, in press
- Marasco A., Posti L., Oman K., Famaey B., Cresci G., Fraternali F., 2020, *A&A*, **640**, A70
- Markevitch M., Gonzalez A. H., David L., Vikhlinin A., Murray S., Forman W., Jones C., Tucker W., 2002, *ApJL*, **567**, L27
- Marra V., Rodrigues D. C., de Almeida Á. O. F., 2020, *MNRAS*, **494**, 2875
- Marrone D. P., et al., 2018, *Nature*, **553**, 51
- Martin N. F., et al., 2014, *ApJL*, **793**, L14
- Martin N. F., Collins M. L. M., Longeard N., Tollerud E., 2018, *ApJL*, **859**, L5
- Martínez-Delgado D., et al., 2021, *A&A*, **652**, A48
- Massimi M., 2018, *Studies in the History and Philosophy of Modern Physics*, **64**, 26
- Masters K. L., et al., 2011, *MNRAS*, **411**, 2026
- Mastropietro C., Burkert A., 2008, *MNRAS*, **389**, 967
- Matson D. L., 1992, in Kaldeich B., ed., *ESA Special Publication Vol. 338, Symposium on Titan*.
- McConnachie A. W., 2012, *AJ*, **144**, 4

- McConnachie A. W., et al., 2009, *Nature*, **461**, 66
- McConnachie A. W., et al., 2018, *ApJ*, **868**, 55
- McGaugh S. S., 1996, *MNRAS*, **280**, 337
- McGaugh S. S., 2012, *AJ*, **143**, 40
- McGaugh S., 2014, *Galaxies*, **2**, 601
- McGaugh S. S., 2016, *ApJL*, **832**, L8
- McGaugh S. S., 2018, *Research Notes of the American Astronomical Society*, **2**, 156
- McGaugh S., 2020, *Galaxies*, **8**, 35
- McGaugh S., Milgrom M., 2013a, *ApJ*, **766**, 22
- McGaugh S., Milgrom M., 2013b, *ApJ*, **775**, 139
- McGaugh S. S., Schombert J. M., 2014, *AJ*, **148**, 77
- McGaugh S. S., Schombert J. M., 2015, *ApJ*, **802**, 18
- McGaugh S. S., Wolf J., 2010, *ApJ*, **722**, 248
- McGaugh S. S., de Blok W. J. G., 1998, *ApJ*, **499**, 66
- McGaugh S. S., van Dokkum P., 2021, *Research Notes of the American Astronomical Society*, **5**, 23
- McGaugh S. S., Schombert J. M., Bothun G. D., 1995, *AJ*, **109**, 2019
- McGaugh S. S., Schombert J. M., Bothun G. D., de Blok W. J. G., 2000, *ApJ*, **533**, L99
- McGaugh S. S., Schombert J. M., de Blok W. J. G., Zagursky M. J., 2010, *ApJL*, **708**, L14
- McGaugh S., Lelli F., Schombert J., 2016, *Physical Review Letters*, **117**, 201101
- McGaugh S. S., Lelli F., Schombert J. M., Li P., Visgaitis T., Parker K. S., Pawlowski M. S., 2021, *AJ*, **162**, 202
- McLeod M., Lahav O., 2020, *JCAP*, **2020**, 056
- McMillan P. J., 2017, *MNRAS*, **465**, 76
- Menanteau F., et al., 2010, *ApJ*, **723**, 1523
- Menanteau F., et al., 2012, *ApJ*, **748**, 7
- Merali Z., 2016, *Science*, **352**, 1040
- Merritt D., 2020, *A Philosophical Approach to MOND: Assessing the Milgromian Research Program in Cosmology*. Cambridge University Press
- Merritt A., van Dokkum P., Abraham R., Zhang J., 2016, *ApJ*, **830**, 62
- Meszáros P., 1974, *A&A*, **37**, 225
- Metz M., Kroupa P., Jerjen H., 2007, *MNRAS*, **374**, 1125
- Metz M., Kroupa P., Jerjen H., 2009, *MNRAS*, **394**, 2223
- MicroBooNE collaboration 2021, preprint, *Arxiv* ([arXiv:2110.00409](https://arxiv.org/abs/2110.00409))
- Migkas K., Reiprich T. H., 2018, *A&A*, **611**, A50
- Migkas K., Pacaud F., Schellenberger G., Erler J., Nguyen-Dang N. T., Reiprich T. H., Ramos-Ceja M. E., Lovisari L., 2021, *A&A*, **649**, A151
- Milgrom M., 1983a, *ApJ*, **270**, 365
- Milgrom M., 1983b, *ApJ*, **270**, 371
- Milgrom M., 1983c, *ApJ*, **270**, 384
- Milgrom M., 1984, *ApJ*, **287**, 571
- Milgrom M., 1986a, *ApJ*, **302**, 617
- Milgrom M., 1986b, *ApJ*, **306**, 9
- Milgrom M., 1988a, *ApJ*, **332**, 86
- Milgrom M., 1988b, *ApJ*, **333**, 689
- Milgrom M., 1989, *ApJ*, **338**, 121
- Milgrom M., 1994a, *Annals of Physics*, **229**, 384
- Milgrom M., 1994b, *ApJ*, **429**, 540
- Milgrom M., 1995, *ApJ*, **455**, 439
- Milgrom M., 1997, *ApJ*, **478**, 7
- Milgrom M., 1998, *ApJL*, **496**, L89
- Milgrom M., 1999, *Phys. Lett. A*, **253**, 273
- Milgrom M., 2002, *ApJL*, **577**, L75
- Milgrom M., 2007, *ApJL*, **667**, L45
- Milgrom M., 2009a, *Physical Review D*, **80**, 123536
- Milgrom M., 2009b, *MNRAS*, **399**, 474
- Milgrom M., 2009c, *ApJ*, **698**, 1630
- Milgrom M., 2010, *MNRAS*, **403**, 886
- Milgrom M., 2011, *Acta Physica Polonica B*, **42**, 2175
- Milgrom M., 2012a, *Physical Review D*, **85**, 105018
- Milgrom M., 2012b, *Physical Review Letters*, **109**, 131101
- Milgrom M., 2013, *Physical Review Letters*, **111**, 041105
- Milgrom M., 2014a, *Scholarpedia*, **9**, 31410
- Milgrom M., 2014b, *Physical Review D*, **89**, 024016
- Milgrom M., 2015a, *Physical Review D*, **91**, 044009
- Milgrom M., 2015b, *MNRAS*, **454**, 3810
- Milgrom M., 2017, preprint, *ArXiv* ([arXiv:1703.06110v3](https://arxiv.org/abs/1703.06110v3))
- Milgrom M., 2018a, *Physical Review D*, **98**, 104036
- Milgrom M., 2018b, preprint, *Arxiv* ([arXiv:1802.05140](https://arxiv.org/abs/1802.05140))
- Milgrom M., 2019a, *Physical Review D*, **99**, 044041
- Milgrom M., 2019b, *Physical Review D*, **100**, 084039
- Milgrom M., 2020, *Studies in the History and Philosophy of Modern Physics*, **71**, 170
- Milgrom M., 2021a, *Physical Review D*, **103**, 044043
- Milgrom M., 2021b, *Physical Review D*, **104**, 064030
- Milgrom M., Sanders R. H., 2003, *ApJL*, **599**, L25
- Miller R. H., Prendergast K. H., 1968, *ApJ*, **151**, 699
- Milosavljević M., Koda J., Nagai D., Nakar E., Shapiro P. R., 2007, *ApJL*, **661**, L131
- Mirabel I. F., Dottori H., Lutz D., 1992, *A&A*, **256**, L19
- Mistele T., 2021, preprint, *Arxiv* ([arXiv:2103.16954](https://arxiv.org/abs/2103.16954))
- Moffat J. W., 2006, *JCAP*, **2006**, 004
- Molnar S. M., Birkinshaw M., 2003, *ApJ*, **586**, 731
- Molnar S. M., Broadhurst T., 2015, *ApJ*, **800**, 37
- Molnar S. M., Broadhurst T., Umetsu K., Zitrin A., Rephaeli Y., Shimon M., 2013a, *ApJ*, **774**, 70
- Molnar S. M., Chiu I.-N. T., Broadhurst T., Stadel J. G., 2013b, *ApJ*, **779**, 63
- Monari G., et al., 2018, *A&A*, **616**, L9
- Montes M., Infante-Sainz R., Madrigal-Aguado A., Román J., Monelli M., Borlaff A. S., Trujillo I., 2020, *ApJ*, **904**, 114
- Montes M., Trujillo I., Infante-Sainz R., Monelli M., Borlaff A. S., 2021, *ApJ*, **919**, 56
- Moster B. P., Naab T., White S. D. M., 2013, *MNRAS*, **428**, 3121
- Müller O., Jerjen H., Pawlowski M. S., Binggeli B., 2016, *A&A*, **595**, A119
- Müller O., Pawlowski M. S., Jerjen H., Lelli F., 2018a, *Science*, **359**, 534
- Müller O., Rejkuba M., Jerjen H., 2018b, *A&A*, **615**, A96
- Müller O., Famaey B., Zhao H., 2019, *A&A*, **623**, A36
- Müller O., et al., 2021, *A&A*, **645**, L5
- Müller O., Lelli F., Famaey B., Pawlowski M. S., Fahrion K., Rejkuba M., Hilker M., Jerjen H., 2022, preprint, *Arxiv* ([arXiv:2111.10306](https://arxiv.org/abs/2111.10306))
- Mutlu-Pakdil B., et al., 2021, preprint, *Arxiv* ([arXiv:2108.09312](https://arxiv.org/abs/2108.09312))
- Nadathur S., Lavinto M., Hotchkiss S., Räsänen S., 2014, *Physical Review D*, **90**, 103510
- Nagesh S. T., Banik I., Thies I., Kroupa P., Famaey B., Wittenburg N., Parziale R., Haslbauer M., 2021, *Canadian Journal of Physics*, **99**, 607
- Napier K. J., et al., 2021, *Planetary Science Journal*, **2**, 59
- Natarajan P., Zhao H., 2008, *MNRAS*, **389**, 250
- Navarro J. F., Frenk C. S., White S. D. M., 1997, *ApJ*, **490**, 493
- Negrelli C., Benito M., Landau S., Iocco F., Kraisselburd L., 2018, *Physical Review D*, **98**, 104061
- Nelson D., et al., 2019, *Computational Astrophysics and Cosmology*, **6**, 2
- Ng K. Y., Dawson W. A., Wittman D., Jee M. J., Hughes J. P., Menanteau F., Sifón C., 2015, *MNRAS*, **453**, 1531
- Nichols M., Colless J., Colless M., Bland-Hawthorn J., 2011, *ApJ*, **742**, 110
- Niikura H., et al., 2019, *Nature Astronomy*, **3**, 524
- Nipoti C., Londrillo P., Ciotti L., 2007, *ApJ*, **660**, 256
- Norris M. A., et al., 2016, *ApJ*, **832**, 198
- Nusser A., 2002, *MNRAS*, **331**, 909
- O'Neil K., Verheijen M. A. W., McGaugh S. S., 2000, *AJ*, **119**, 2154

- Oehm W., Thies I., Kroupa P., 2017, *MNRAS*, **467**, 273
- Ogle P. M., Lanz L., Nader C., Helou G., 2016, *ApJ*, **817**, 109
- Ogle P. M., Lanz L., Appleton P. N., Helou G., Mazzarella J., 2019a, *ApJS*, **243**, 14
- Ogle P. M., Jarrett T., Lanz L., Cluver M., Alatalo K., Appleton P. N., Mazzarella J. M., 2019b, *ApJL*, **884**, L11
- Oh S., Oh K., Yi S. K., 2012, *ApJS*, **198**, 4
- Okazaki T., Taniguchi Y., 2000, *ApJ*, **543**, 149
- Olive K., 2014, *Chinese Physics C*, **38**, 090001
- Oman K. A., et al., 2015, *MNRAS*, **452**, 3650
- Oria P. A., et al., 2021, *ApJ*, in press
- Ostriker J. P., Peebles P. J. E., 1973, *ApJ*, **186**, 467
- Ostriker J. P., Steinhardt P. J., 1995, *Nature*, **377**, 600
- Ostriker J. P., Peebles P. J. E., Yahil A., 1974, *ApJL*, **193**, L1
- Paczynski B., 1986, *ApJ*, **304**, 1
- Paranjape A., Sheth R. K., 2021, *MNRAS*, **507**, 632
- Paranjape A., Sheth R. K., 2022, preprint, *Arxiv* ([arXiv:2112.00026](https://arxiv.org/abs/2112.00026))
- Paranjape A., Choudhury T. R., Sheth R. K., 2021, *MNRAS*, **503**, 4147
- Pardo K., 2020, *JCAP*, **2020**, 012
- Pardo K., Spergel D. N., 2020, *Physical Review Letters*, **125**, 211101
- Paudel S., Yoon S.-J., Smith R., 2021, *ApJL*, **917**, L18
- Pawlowski M. S., 2018, *Modern Physics Letters A*, **33**, 1830004
- Pawlowski M. S., 2021, *Galaxies*, **9**, 66
- Pawlowski M. S., Kroupa P., 2013, *MNRAS*, **435**, 2116
- Pawlowski M. S., Kroupa P., 2020, *MNRAS*, **491**, 3042
- Pawlowski M. S., McGaugh S. S., 2014a, *MNRAS*, **440**, 908
- Pawlowski M. S., McGaugh S. S., 2014b, *ApJL*, **789**, L24
- Pawlowski M. S., Sohn S. T., 2021, *ApJ*, in press
- Pawlowski M. S., Kroupa P., de Boer K. S., 2011, *A&A*, **532**, A118
- Pawlowski M. S., Pflamm-Altenburg J., Kroupa P., 2012, *MNRAS*, **423**, 1109
- Pawlowski M. S., Kroupa P., Jerjen H., 2013, *MNRAS*, **435**, 1928
- Pawlowski M. S., et al., 2014, *MNRAS*, **442**, 2362
- Pawlowski M. S., Bullock J. S., Kelley T., Famaey B., 2019, *ApJ*, **875**, 105
- Pazy E., 2013, *Physical Review D*, **87**, 084063
- Peñarrubia J., Belokurov V., Evans N. W., Martínez-Delgado D., Gilmore G., Irwin M., Niederste-Ostholt M., Zucker D. B., 2010, *MNRAS*, **408**, L26
- Peñarrubia J., Ma Y.-Z., Walker M. G., McConnachie A., 2014, *MNRAS*, **443**, 2204
- Peñarrubia J., Gómez F. A., Besla G., Erkal D., Ma Y.-Z., 2016, *MNRAS*, **456**, L54
- Pearson S., Küpper A. H. W., Johnston K. V., Price-Whelan A. M., 2015, *ApJ*, **799**, 28
- Peebles P. J. E., 2001, in Martínez V. J., Trimble V., Pons-Bordería M. J., eds, *Astronomical Society of the Pacific Conference Series Vol. 252, Historical Development of Modern Cosmology*. p. 201 ([arXiv:astro-ph/0103040](https://arxiv.org/abs/astro-ph/0103040))
- Peebles P. J. E., 2017a, *Nature Astronomy*, **1**, 0057
- Peebles P. J. E., 2017b, preprint, *Arxiv* ([arXiv:1705.10683](https://arxiv.org/abs/1705.10683))
- Peebles P. J. E., 2020, *MNRAS*, **498**, 4386
- Penner A. R., 2020, *Ap&SS*, **365**, 154
- Pérez-Cuellar G., Sabido M., 2021, *Modern Physics Letters A*, **36**, 2150050
- Perlmutter S., et al., 1999, *ApJ*, **517**, 565
- Pesce D. W., et al., 2020, *ApJL*, **891**, L1
- Peters P. C., 1981, *American Journal of Physics*, **49**, 564
- Petersen J., Lelli F., 2020, *A&A*, **636**, A56
- Pflamm-Altenburg J., Kroupa P., 2009, *ApJ*, **706**, 516
- Phillips M. M., 1993, *ApJL*, **413**, L105
- Phillips M. M., Lira P., Suntzeff N. B., Schommer R. A., Hamuy M., Maza J., 1999, *AJ*, **118**, 1766
- Pietrzyński G., 2018, *Nature*, **562**, 349
- Pittordis C., Sutherland W., 2018, *MNRAS*, **480**, 1778
- Pittordis C., Sutherland W., 2019, *MNRAS*, **488**, 4740
- Planck Collaboration VI 2020, *A&A*, **641**, A6
- Planck Collaboration XIII 2016, *A&A*, **594**, A13
- Planck Collaboration XVI 2014, *A&A*, **571**, A16
- Planck Collaboration XXVII 2014, *A&A*, **571**, A27
- Ploechinger S., Recchi S., Hensler G., Kroupa P., 2015, *MNRAS*, **447**, 2512
- Plummer H. C., 1911, *MNRAS*, **71**, 460
- Pointecouteau E., Silk J., 2005, *MNRAS*, **364**, 654
- Pontzen A., Governato F., 2012, *MNRAS*, **421**, 3464
- Posti L., Fraternali F., Di Teodoro E. M., Pezzulli G., 2018, *A&A*, **612**, L6
- Privon G. C., Barnes J. E., Evans A. S., Hibbard J. E., Yun M. S., Mazzarella J. M., Armus L., Surace J., 2013, *ApJ*, **771**, 120
- Quinn P. J., 1984, *ApJ*, **279**, 596
- Read J. I., Moore B., 2005, *MNRAS*, **361**, 971
- Recchi S., Kroupa P., Ploechinger S., 2015, *MNRAS*, **450**, 2367
- Refsdal S., 1966, *MNRAS*, **134**, 315
- Regan M. W., Vogel S. N., 1994, *ApJ*, **434**, 536
- Renaud F., Famaey B., Kroupa P., 2016, *MNRAS*, **463**, 3637
- Rennehan D., Babul A., Hayward C. C., Bottrell C., Hani M. H., Chapman S. C., 2020, *MNRAS*, **493**, 4607
- Richtler T., Famaey B., Gentile G., Schuberth Y., 2011, *A&A*, **531**, A100
- Rieke G. H., Lebofsky M. J., Thompson R. I., Low F. J., Tokunaga A. T., 1980, *ApJ*, **238**, 24
- Riess A. G., 2020, *Nat. Rev. Phys.*, **2**, 10
- Riess A. G., et al., 1998, *AJ*, **116**, 1009
- Riess A. G., Casertano S., Yuan W., Bowers J. B., Macri L., Zinn J. C., Scolnic D., 2021, *ApJL*, **908**, L6
- Riley A. H., et al., 2019, *MNRAS*, **486**, 2679
- Roberts M. S., Whitehurst R. N., 1975, *ApJ*, **201**, 327
- Rodrigues D. C., Marra V., del Popolo A., Davari Z., 2018, *Nature Astronomy*, **2**, 668
- Rogers K. K., Peiris H. V., 2021, *Physical Review Letters*, **126**, 071302
- Rogstad D. H., Shostak G. S., 1972, *ApJ*, **176**, 315
- Romanowsky A. J., Douglas N. G., Arnaboldi M., Kuijken K., Merrifield M. R., Napolitano N. R., Capaccioli M., Freeman K. C., 2003, *Science*, **301**, 1696
- Roshan M., Banik I., Ghafourian N., Thies I., Famaey B., Asencio E., Kroupa P., 2021a, *MNRAS*, **503**, 2833
- Roshan M., Ghafourian N., Kashfi T., Banik I., Haslbauer M., Cuomo V., Famaey B., Kroupa P., 2021b, *MNRAS*, **508**, 926
- Rowland D. R., 2015, *International Journal of Modern Physics D*, **24**, 1550065
- Rubart M., Schwarz D. J., 2013, *A&A*, **555**, A117
- Rubin V. C., Ford Jr. W. K., 1970, *ApJ*, **159**, 379
- SDSS Collaboration 2000, *AJ*, **120**, 1579
- Saburova A. S., 2011, *Astronomy Reports*, **55**, 409
- Saha K., Naab T., 2013, *MNRAS*, **434**, 1287
- Sales L. V., Navarro J. F., Abadi M. G., Steinmetz M., 2007, *MNRAS*, **379**, 1475
- Salomon J. B., Ibata R., Reylé C., Famaey B., Libeskind N. I., McConnachie A. W., Hoffman Y., 2021, *MNRAS*, **507**, 2592
- Salucci P., 2019, *A&ARv*, **27**, 2
- Samuel J., Wetzel A., Chapman S., Tollerud E., Hopkins P. F., Boylan-Kolchin M., Bailin J., Faucher-Giguère C.-A., 2021, *MNRAS*, **504**, 1379
- Samurović S., 2016a, *Serbian Astronomical Journal*, **192**, 9
- Samurović S., 2016b, *Ap&SS*, **361**, 199
- Sánchez-Salcedo F. J., Saha K., Narayan C. A., 2008, *MNRAS*, **385**, 1585
- Sancisi R., 2004, in Ryder S., Pisano D., Walker M., Freeman K., eds, *International Astronomical Union Symposium no. 220 Vol. 220, Dark Matter in Galaxies*. p. 233 ([arXiv:astro-ph/0311348](https://arxiv.org/abs/astro-ph/0311348))

- Sandage A., 1986, *ApJ*, **307**, 1
- Sanders R. H., 1996, *ApJ*, **473**, 117
- Sanders R. H., 1997, *ApJ*, **480**, 492
- Sanders R. H., 1999, *ApJL*, **512**, L23
- Sanders R. H., 2000, *MNRAS*, **313**, 767
- Sanders R. H., 2001, *ApJ*, **560**, 1
- Sanders R. H., 2003, *MNRAS*, **342**, 901
- Sanders R. H., 2010, *The Dark Matter Problem: A Historical Perspective*. Cambridge University Press
- Sanders R. H., 2012a, *MNRAS*, **419**, L6
- Sanders R. H., 2012b, *MNRAS*, **422**, L21
- Sanders R. H., 2014, *MNRAS*, **439**, 1781
- Sanders R. H., 2015, *Canadian Journal of Physics*, **93**, 126
- Sanders R. H., 2018, *International Journal of Modern Physics D*, **27**, 1847027
- Sanders R. H., 2019, *MNRAS*, **485**, 513
- Sanders R. H., 2021, *MNRAS*, **507**, 803
- Sanders R. H., Land D. D., 2008, *MNRAS*, **389**, 701
- Sanders R. H., McGaugh S. S., 2002, *ARA&A*, **40**, 263
- Santos-Santos I. M., Domínguez-Tenreiro R., Pawłowski M. S., 2020, *MNRAS*, **499**, 3755
- Santos-Santos I. M. E., Fattahi A., Sales L. V., Navarro J. F., 2021, *MNRAS*, **504**, 4551
- Sarazin C. L., 1986, *Reviews of Modern Physics*, **58**, 1
- Sardone A., Pisano D. J., Burke-Spolaor S., Mascoop J. L., Pol N., 2019, *ApJL*, **871**, L31
- Scarpa R., Ottolina R., Falomo R., Treves A., 2017, *International Journal of Modern Physics D*, **26**, 1750067
- Schaye J., et al., 2015, *MNRAS*, **446**, 521
- Schombert J., McGaugh S., Lelli F., 2019, *MNRAS*, **483**, 1496
- Schrabback T., et al., 2021a, *MNRAS*, **505**, 3923
- Schrabback T., et al., 2021b, *A&A*, **646**, A73
- Schweizer F., 1980, *ApJ*, **237**, 303
- Secco L. F., et al., 2021, preprint, *Arxiv* ([arXiv:2105.13544](https://arxiv.org/abs/2105.13544))
- Sellwood J. A., 1980, *A&A*, **89**, 296
- Sellwood J. A., 2016, *ApJ*, **819**, 92
- Sellwood J. A., Carlberg R. G., 1984, *ApJ*, **282**, 61
- Sellwood J. A., Wilkinson A., 1993, *Reports on Progress in Physics*, **56**, 173
- Sellwood J. A., Shen J., Li Z., 2019, *MNRAS*, **486**, 4710
- Senay M., Mohammadi Sabet M., Moradpour H., 2021, *Physica Scripta*, **96**, 075001
- Shan H., Qin B., Fort B., Tao C., Wu X.-P., Zhao H., 2010, *MNRAS*, **406**, 1134
- Shankman C., et al., 2017, *AJ*, **154**, 50
- Shao S., Cautun M., Frenk C. S., Grand R. J. J., Gómez F. A., Marinacci F., Simpson C. M., 2018, *MNRAS*, **476**, 1796
- Shao S., Cautun M., Frenk C. S., 2019, *MNRAS*, **488**, 1166
- Shapiro I. I., 1964, *Physical Review Letters*, **13**, 789
- Shariati A., Jafari N., 2021, *Physical Review D*, **104**, 084070
- Shaya E. J., Olling R. P., 2011, *ApJS*, **192**, 2
- Shelest A., Lelli F., 2020, *A&A*, **641**, A31
- Shen Z., et al., 2021, *ApJL*, **914**, L12
- Sheth K., et al., 2008, *ApJ*, **675**, 1141
- Sikivie P., 1983, *Physical Review Letters*, **51**, 1415
- Skordis C., 2006, *Physical Review D*, **74**, 103513
- Skordis C., Złotnik T., 2019, *Physical Review D*, **100**, 104013
- Skordis C., Złotnik T., 2021, *Physical Review Letters*, **127**, 161302
- Skordis C., Złotnik T., 2022, preprint, *Arxiv* ([arXiv:2109.13287](https://arxiv.org/abs/2109.13287))
- Skordis C., Mota D. F., Ferreira P. G., Bøhm C., 2006, *Physical Review Letters*, **96**, 011301
- Smercina A., Bell E. F., Price P. A., D'Souza R., Slater C. T., Bailin J., Monachesi A., Nidever D., 2018, *ApJ*, **863**, 152
- Smith G., Elmegreen B. G., Elmegreen D. M., 1984, *MNRAS*, **210**, 399
- Smolin L., 2017, *Physical Review D*, **96**, 083523
- Sohn J., Hwang H. S., Geller M. J., Diaferio A., Rines K. J., Lee M. G., Lee G.-H., 2015, *Journal of Korean Astronomical Society*, **48**, 381
- Sohn J., Geller M. J., Hwang H. S., Zahid H. J., Lee M. G., 2016, *ApJS*, **225**, 23
- Sohn S. T., Patel E., Fardal M. A., Besla G., van der Marel R. P., Geha M., Guhathakurta P., 2020, *ApJ*, **901**, 43
- Soltis J., Casertano S., Riess A. G., 2021, *ApJL*, **908**, L5
- Soszyński I., Gieren W., Pietrzyński G., Bresolin F., Kudritzki R. P., Storm J., 2006, *ApJ*, **648**, 375
- Spergel D. N., et al., 2003, *ApJS*, **148**, 175
- Springel V., Farrar G. R., 2007, *MNRAS*, **380**, 911
- Springel V., et al., 2005, *Nature*, **435**, 629
- Steinhardt C. L., Capak P., Masters D., Speagle J. S., 2016, *ApJ*, **824**, 21
- Taibi S., et al., 2018, *A&A*, **618**, A122
- Taibi S., Battaglia G., Rejkuba M., Leaman R., Kacharov N., Iorio G., Jablonka P., Zoccali M., 2020, *A&A*, **635**, A152
- Teyssier R., 2002, *A&A*, **385**, 337
- Teyssier M., Johnston K. V., Kuhlen M., 2012, *MNRAS*, **426**, 1808
- Theia Collaboration 2017, preprint, *Arxiv* ([arXiv:1707.01348](https://arxiv.org/abs/1707.01348))
- Thomas G. F., Famaey B., Ibata R., Lüghausen F., Kroupa P., 2017, *A&A*, **603**, A65
- Thomas G. F., Famaey B., Ibata R., Renaud F., Martin N. F., Kroupa P., 2018, *A&A*, **609**, A44
- Thompson R., Nagamine K., 2012, *MNRAS*, **419**, 3560
- Thompson R., Davé R., Nagamine K., 2015, *MNRAS*, **452**, 3030
- Thomson R. C., Laine S., Turnbull A., 1999, in Barnes J. E., Sanders D. B., eds, *International Astronomical Union Symposium no. 186 Vol. 186, Galaxy Interactions at Low and High Redshift*. p. 135
- Tian Y., Ko C.-M., 2016, *MNRAS*, **462**, 1092
- Tian Y., Ko C.-M., 2017, *MNRAS*, **472**, 765
- Tian Y., Ko C.-M., 2019, *MNRAS*, **488**, L41
- Tian Y., Ko C.-M., Chiu M.-C., 2013, *ApJ*, **770**, 154
- Tiret O., Combes F., 2007, *A&A*, **464**, 517
- Tiret O., Combes F., 2008, *A&A*, **483**, 719
- Tisserand P., et al., 2007, *A&A*, **469**, 387
- Toomre A., 1964, *ApJ*, **139**, 1217
- Torrealba G., Koposov S. E., Belokurov V., Irwin M., 2016, *MNRAS*, **459**, 2370
- Tremaine S., Gunn J. E., 1979, *Physical Review Letters*, **42**, 407
- Tremaine S., Weinberg M. D., 1984, *ApJL*, **282**, L5
- Tsukui T., Iguchi S., 2021, *Science*, **372**, 1201
- Tucker W. H., Tananbaum H., Remillard R. A., 1995, *ApJ*, **444**, 532
- Tucker W., et al., 1998, *ApJL*, **496**, L5
- Tully R. B., Fisher J. R., 1977, *A&A*, **54**, 661
- Tully R. B., Somerville R. S., Trentham N., Verheijen M. A. W., 2002, *ApJ*, **569**, 573
- Tully R. B., Libeskind N. I., Karachentsev I. D., Karachentseva V. E., Rizzi L., Shaya E. J., 2015, *ApJL*, **802**, L25
- Vakili H., Kroupa P., Rahvar S., 2017, *ApJ*, **848**, 55
- Vasiliev E., 2018, *MNRAS*, **481**, L100
- Vasiliev E., Belokurov V., Erkal D., 2021, *MNRAS*, **501**, 2279
- Venhola A., et al., 2018, *A&A*, **620**, A165
- Verley S., Corbelli E., Giovanardi C., Hunt L. K., 2009, *A&A*, **493**, 453
- Verlinde E., 2017, *SciPost Physics*, **2**, 016
- Virgo & LIGO Collaborations 2017, *Physical Review Letters*, **119**, 161101
- Viswanathan V., Fienga A., Gastineau M., Laskar J., 2017, *NSTIM*, **108**
- Vogelsberger M., et al., 2014, *Nature*, **509**, 177
- Wang Z.-W., Braunstein S. L., 2018, *Nature Communications*, **9**, 2977
- Wang S., Wang Y.-F., Huang Q.-G., Li T. G. F., 2018, *Physical Review Letters*, **120**, 191102

- Wang T., et al., 2019, *Nature*, **572**, 211
- Wang E. X., Nordlander T., Asplund M., Lind K., Zhou Y., Reggiani H., 2022a, *MNRAS*, **509**, 1521
- Wang J., Hammer F., Yang Y., 2022b, *MNRAS*, in press
- Watson W. A., Iliev I. T., D’Aloisio A., Knebe A., Shapiro P. R., Yepes G., 2013, *MNRAS*, **433**, 1230
- Watson W. A., Iliev I. T., Diego J. M., Gottlöber S., Knebe A., Martínez-González E., Yepes G., 2014, *MNRAS*, **437**, 3776
- Weidner C., Kroupa P., 2006, *MNRAS*, **365**, 1333
- Weinberg M. D., 1985, *MNRAS*, **213**, 451
- Westerhout G., 2002, in Taylor A. R., Landecker T. L., Willis A. G., eds, *Astronomical Society of the Pacific Conference Series Vol. 276, Seeing Through the Dust: The Detection of HI and the Exploration of the ISM in Galaxies*. p. 3
- Wetzstein M., Naab T., Burkert A., 2007, *MNRAS*, **375**, 805
- White S. D. M., 1984, *ApJ*, **286**, 38
- White S. D. M., Rees M. J., 1978, *MNRAS*, **183**, 341
- Williams A. A., Belokurov V., Casey A. R., Evans N. W., 2017, *MNRAS*, **468**, 2359
- Willmer C. N. A., 2018, *ApJS*, **236**, 47
- Wittenburg N., Kroupa P., Famaey B., 2020, *ApJ*, **890**, 173
- Wong K. C., et al., 2020, *MNRAS*, **498**, 1420
- Wong J. H. W., Shanks T., Metcalfe N., 2021, preprint, *Arxiv* ([arXiv:2107.08505](https://arxiv.org/abs/2107.08505))
- Wu X., Kroupa P., 2013, *MNRAS*, **435**, 728
- Wu X., Famaey B., Gentile G., Perets H., Zhao H., 2008, *MNRAS*, **386**, 2199
- Yan Z., Jeřábková T., Kroupa P., 2021, *A&A*, **655**, A19
- Yun M. S., 1999, in Barnes J. E., Sanders D. B., eds, *International Astronomical Union Symposium no. 186 Vol. 186, Galaxy Interactions at Low and High Redshift*. pp 81–88
- Zana T., Dotti M., Capelo P. R., Bonoli S., Haardt F., Mayer L., Spinoso D., 2018, *MNRAS*, **473**, 2608
- Zana T., Capelo P. R., Dotti M., Mayer L., Lupi A., Haardt F., Bonoli S., Shen S., 2019, *MNRAS*, **488**, 1864
- Zavala J., Avila-Reese V., Hernández-Toledo H., Firmani C., 2003, *A&A*, **412**, 633
- Zeldovich Y. B., 1972, *MNRAS*, **160**, 1P
- Zhai M., Guo Q., Zhao G., Gu Q., Liu A., 2020, *ApJ*, **890**, 27
- Zhang C., Yu Q., Lu Y., 2015, *ApJ*, **813**, 129
- Zhao H. S., 2005, *A&A*, **444**, L25
- Zhao H., 2007, *ApJL*, **671**, L1
- Zhao H., 2008, preprint, *Arxiv* ([arXiv:0805.4046](https://arxiv.org/abs/0805.4046))
- Zhao H., Famaey B., 2012, *Physical Review D*, **86**, 067301
- Zhao H., Tian L., 2006, *A&A*, **450**, 1005
- Zhao H., Bacon D. J., Taylor A. N., Horne K., 2006, *MNRAS*, **368**, 171
- Zhao H., Li B., Bienaymé O., 2010, *Physical Review D*, **82**, 103001
- Zhao H., Famaey B., Lüghausen F., Kroupa P., 2013, *A&A*, **557**, L3
- Zhao D., Du M., Ho L. C., Debattista V. P., Shi J., 2020, *ApJ*, **904**, 170
- Złošnik T. G., Ferreira P. G., Starkman G. D., 2007, *Physical Review D*, **75**, 044017
- Zonoozi A. H., Lieberz P., Banik I., Haghi H., Kroupa P., 2021, *MNRAS*, **506**, 5468
- Zwicky F., 1933, *Helvetica Physica Acta*, **6**, 110
- Zwicky F., 1937, *ApJ*, **86**, 217
- de Almeida Á. O. F., Piattella O. F., Rodrigues D. C., 2016, *MNRAS*, **462**, 2706
- de Blok W. J. G., McGaugh S. S., 1998, *ApJ*, **508**, 132
- de Martino I., Chakrabarty S. S., Cesare V., Gallo A., Ostorero L., Diaferio A., 2020, *Universe*, **6**, 107
- del Pino A., Fardal M. A., van der Marel R. P., Lokas E. L., Mateu C., Sohn S. T., 2021, *ApJ*, **908**, 244
- den Heijer M., et al., 2015, *A&A*, **581**, A98
- van Dokkum P. G., Abraham R., Merritt A., 2014, *ApJL*, **782**, L24
- van Dokkum P., et al., 2016, *ApJL*, **828**, L6
- van Dokkum P., et al., 2018, *Nature*, **555**, 629
- van Dokkum P., et al., 2019, *ApJ*, **880**, 91
- van der Kruit P. C., 1987, *A&A*, **173**, 59
- van der Marel R. P., Kallivayalil N., 2014, *ApJ*, **781**, 121
- van der Marel R. P., Sahlmann J., 2016, *ApJL*, **832**, L23
- van der Marel R. P., Fardal M., Besla G., Beaton R. L., Sohn S. T., Anderson J., Brown T., Guhathakurta P., 2012, *ApJ*, **753**, 8
- van der Marel R. P., Fardal M. A., Sohn S. T., Patel E., Besla G., del Pino A., Sahlmann J., Watkins L. L., 2019, *ApJ*, **872**, 24

This paper has been typeset from a \LaTeX file prepared by the authors.