

On the Behaviour of Under-tuned Super-Twisting Sliding Mode Control Loops

Dimitrios Papageorgiou^a, Christopher Edwards^b,

^a*Department of Electrical Engineering, Technical University of Denmark, Elektrovej 326, 2800 Kgs Lyngby, Denmark*

^b*Department of Engineering, University of Exeter, Harrison Building, EX4 4QF Exeter, United Kingdom*

Abstract

This paper investigates the stability properties and performance of super-twisting sliding-mode control loops subject to periodic perturbations. Although there exist conditions on the control gains that guarantee finite-time stability of the closed-loop system, such conditions are often too restrictive from a practical standpoint, especially in relation to actuator limitations and induced chatter. Using regularisation and averaging theory, it is proven that under milder conditions for the control gains, the trajectories of the periodically perturbed closed-loop system converge to a stable limit cycle of the same period containing the origin. Additionally, guidelines for selecting the controller gains are provided based on bounds of the closed-loop system states. Finally, the theoretical findings are validated through simulations.

Key words: Super-twisting sliding mode control; averaging; discontinuous dynamics; periodic perturbations; tuning

1 Introduction

Over the last decades Variable-Structure Control (VSC) [1] and, specifically, Sliding Mode Control (SMC) algorithms [2] have become very popular in a large area of applications, ranging from flight control and aviation systems to machine tools and robots. Their key features, i.e. robust rejection of bounded unknown disturbances and finite-time convergence of the control error to the origin, make sliding mode principles very attractive for control and estimation, as well as for fault-diagnosis [3] and fault-tolerant control [4]. Higher-order SMC methods have also been researched in connection to alleviation of chattering effects [5], which are present in conventional sliding modes. More specifically, the Super-twisting Sliding Mode controller (STSMC) introduced in [6] and further detailed in [7] and generalised in [8], has been shown to guarantee robust finite-time stabilisation and reduced chattering for appropriate selection of gains [9,10].

Systematic tuning of the STSMC based on performance

specifications is highly desirable, especially in industrial applications since it facilitates easy commissioning of control systems and guarantees that certain levels of accuracy are achieved. Although the design complexity of the STSMC is relatively low, the selection of the control gains has received significant attention. Strict Lyapunov functions were designed in [10] for ascertaining finite-time convergence of the STSMC closed loop to the origin. Explicit expressions for the controller gains were provided, based on which, an estimation of the reaching time was obtained. Geometric arguments proving finite-time stability of the STSMC were provided in [11], where the controller gains needed to satisfy certain bounding conditions. A similar approach was followed in [12], in which the authors provided necessary and sufficient conditions for finite-time convergence to the origin. The STSMC loop was tuned based on the requirement that the majorant curve had to contract towards the origin. Describing functions were used in [13] for the selection of the STSMC gains and the tuning rules were based on specifications for the properties of limit cycles that appear in linear systems with unmodelled actuator dynamics. Additional studies that addressed the issue of conservative controller gains focused on variable-gain variations of the STSMC algorithm. The application of such an adaptive STSMC design to an electropneumatic actuator was presented in [14]. Finite-time convergence was proven and the reaching time was calculated. A more re-

* This paper was not presented at any IFAC meeting. Corresponding author D. Papageorgiou. Tel. +45 45253573.

Email addresses: dimpa@elektro.dtu.dk (Dimitrios Papageorgiou), c.edwards@exeter.ac.uk (Christopher Edwards).

cent approach to estimate the reaching time was given in [15]. The combination of a certainty equivalence controller with an adaptive gain STSMC was pursued in [16], where the scheme was used to avoid unnecessary large controller gains. A dual-layer adaptive STSMC was presented in [17] and [18]. Adaptation laws that guarantee finite-time convergence to the origin were provided for both known and unknown perturbation bounds.

Most of the aforementioned studies provide tuning rules for the STSMC that guarantee finite-time convergence. However, they end up proposing gains that can be significantly large. *A requirement that is common to all these works pertains to the integral gain of the STSMC being larger than the perturbation rate bound.* This can be very limiting in terms of actuator operation ranges and chattering levels, especially in electromechanical systems. To understand this, consider a simplified model of the angular velocity dynamics of a drive Permanent Magnet Synchronous Motor (PMSM) in a linear axis system given by

$$\dot{\omega} = \frac{1}{J} \left[u - \underbrace{T_C \frac{2}{\pi} \arctan(\alpha\omega) - \beta\omega - T_L}_{T_F(\omega)} \right], \quad \alpha > 100$$

where T_F is the uncertain Coulomb and viscous friction torque and T_L is the known load torque [19]. The closed-loop dynamics of the tracking error $e(t) \triangleq \omega(t) - r(t)$, where $r(t)$ is a sufficiently smooth demand signal using the STSMC law $u(t) = T_L + J\dot{r}(t) - k_1|e(t)|^{\frac{1}{2}}\text{sgn}(e(t)) - k_2 \int_0^t \text{sgn}(e(\tau))d\tau$, is given by

$$\dot{e} = \frac{1}{J} \left[-k_1|e|^{\frac{1}{2}}\text{sgn}(e) - k_2 \int_0^t \text{sgn}(e(\tau))d\tau - T_F \right] \quad (1)$$

Ensuring finite-time convergence of the tracking error to the origin requires that $k_2 > \left| \dot{T}_F \right|$ [10,12], with

$$\dot{T}_F = \frac{\partial T_F}{\partial \omega} \dot{\omega} = \left[\beta + \frac{2\alpha T_C}{\pi(1 + \alpha^2\omega^2)} \right] \frac{u - T_F(\omega) - T_L}{J} \quad (2)$$

Equation (2) shows that apart from the inherent difficulty in calculating a not overly conservative bound for \dot{T}_F due to the algebraic loop (the gains for the STSMC in u depend on u itself), k_2 must assume (unrealistically) large values since \dot{T}_F becomes very big for velocities close to zero (because of the steepness factor α). However, despite these limitations it has been experimentally shown [19] that under an appropriate selection of the gains, the STSMC can outperform conventional and several advanced control schemes in industrial applications, even if $k_2 < \left| \dot{T}_F \right|$.

The tuning challenge is related to the fact that the theoretical condition for the selection of k_2 stems from the requirement of finite-time convergence of the controlled variable to the origin, which is very demanding for real physical systems. In fact, *ensuring boundedness with prescribed accuracy bounds* can be sufficient for practical applications that relate to tracking and positioning. Of particular interest are the cases where the system dynamics is affected by periodic perturbations. Such is the case of friction forces and cogging torques during motion reversals of mechanical components in industrial applications that include repeated closed-curve tracking [20]. For instance, the motion profile of a machine tool drive axis during a contouring task consists of periodic segments that include axis reversals. The effect of Coulomb friction and stiction on the drive motor and axis dynamics can be described as a periodic torque or force perturbation that cause contouring deformations [21]. This is the engineering motivation for the work in this paper.

The main contribution of this paper is that investigates the stability properties of Single-Input Single-Output (SISO) STSMC closed-loop systems with bounded-rate periodic perturbations, where the conditions that guarantee finite-time convergence no longer hold. Specifically:

- It is shown that under milder (smaller) gain conditions, the solutions of the closed-loop system converge to a stable limit cycle around the origin, which has the same period as the perturbation.
- Bounds for the control error are derived as functions of the controller gains and the perturbation characteristics.
- Guidelines for the tuning of the STSMC are provided and validated in simulations.

The remainder of the paper is structured as follows: Section 2 introduces the class of perturbed systems that are examined in this study and states the underlying assumptions. The analysis of the closed-loop system is carried out in Section 3, where the stability properties of the system are described and proven. Section 4 provides tuning guidelines on the selection of the STSMC gains based on derived bounds on the controlled variable. Simulation results that verify the theoretical findings are presented in Section 5 and finally, concluding remarks are given in Section 6.

2 Preliminaries

This study considers the scalar nonlinear systems described by the differential equation

$$\dot{y} = h(t, y) + g(t, y)u_0 + d(t) \quad (3)$$

where $y \in \mathbb{R}$ is available from measurements, the scalar functions $h(t, y), g(t, y) \in \mathcal{C}^1$ are bounded for bounded

$y, g(t, y) \neq 0, \forall (t, y) \in [0, \infty) \times \mathbb{R}$ and $d(t) \in \mathcal{C}^2$ is a T -periodic perturbation. Selecting a control law

$$u_0 = g^{-1}(t, y) [-h(t, y) + u] \quad (4)$$

$$u = -k_1 |y|^{\frac{1}{2}} \text{sgn}(y) - k_2 \int_0^t \text{sgn}(y(\tau)) d\tau \quad (5)$$

where $\text{sgn}(\cdot)$ represents the signum function, results in the following closed-loop dynamics

$$\dot{\mathbf{x}} = \mathbf{f}(t, \mathbf{x}), \text{ with} \quad (6)$$

$$\mathbf{f}(\mathbf{x}) \triangleq \begin{bmatrix} -k_1 |x_1|^{\frac{1}{2}} \text{sgn}(x_1) + x_2 \\ -k_2 \text{sgn}(x_1) + q(t) \end{bmatrix}, \quad (7)$$

$$\mathbf{x} = \begin{bmatrix} x_1 \\ x_2 \end{bmatrix} \triangleq \begin{bmatrix} y \\ -k_2 \int_0^t \text{sgn}(y(\tau)) d\tau + d(t) \end{bmatrix}$$

and $q(t) \triangleq \dot{d}(t)$. Since $d(t) \in \mathcal{C}^2$ and is T -periodic, it follows that its derivative is a continuous bounded T -periodic function. Let $|q(t)| \leq L$, where $L > 0$. It has been shown [12] that if

$$k_2 > L \quad (8)$$

$$k_1 \geq 1.8\sqrt{k_2 + L}, \quad (9)$$

then the system in (6) has a unique finite-time stable equilibrium point at the origin, irrespectively of the perturbation type. The same holds for any $k_1, k_2 > 0$ in the case where $q(t) \equiv 0$ [10]. When $k_2 < L$, not only can finite-time stability not be guaranteed, but also the solutions of the closed-loop system may grow unbounded. Take for example the case where $q(t) = L > k_2$. Then the dynamics of x_2 reads: $\dot{x}_2 = L - k_2 \text{sgn}(x_2) \geq L - k_2 > 0$, which implies that $\lim_{t \rightarrow \infty} x_2(t) = \infty$. However, there can be cases where the solutions of the closed-loop system (6) are bounded even though $k_2 < L$. This is very important in practical applications of the STSMC since it means that acceptable performance may be achievable under less demanding gain requirements. As it will be shown in the next section, such cases include systems where the perturbation (and its derivative) are continuous T -periodic functions. Specifically, the conditions for the controller gains under which the solutions of a periodically perturbed STSMC closed-loop system remain bounded will be studied along with the stability properties of such a system. The following assumption is adopted for the rest of the study:

Assumption 1 The STSMC gains k_1, k_2 satisfy $k_1 > 0$ and $0 < k_2 < L$.

3 Closed-loop system analysis

The stability properties of the periodically perturbed closed-loop system will be analysed in this section. The main idea is to employ tools from averaging theory. Contrary to existing developments in the field of averaging for systems with discontinuous vector fields [22,23,24] that rely on geometrical arguments, the approach used in this paper pertains to working with a continuous version of the original vector field, i.e. a *regularisation* of it [2]. This allows the use of more straightforward tools from averaging theory for continuous vector fields. The implication of this choice is that the regularised system constitutes an approximation of the original system dynamics given in Equation (6). Showing that the regularisation provides a uniform approximation of all possible behaviours of the original system is not a trivial task and it is outside the scope of the paper. However, it does capture all possible behaviours of the STSMC closed loops that emerge in real applications, where at best the signum function is approximated by a continuous function. The next Proposition shows that such an approximation can be made with arbitrarily high accuracy.

Proposition 1 Consider the system defined in Equation (6), where the gains k_1, k_2 are selected according to (8),(9). There exists a regularisation $\mathbf{f}_\delta(t, \mathbf{x})$ of the discontinuous vector field $\mathbf{f}(t, \mathbf{x})$ defined in (7) such that for any finite $\delta > 0$ any solution $\mathbf{x}_\delta(t; t_0, \mathbf{x}_{\delta,0})$ of $\dot{\mathbf{x}}_\delta = \mathbf{f}_\delta(t, \mathbf{x}_\delta)$ starting at $\mathbf{x}_{\delta,0} = \mathbf{x}_\delta(t_0)$ converges in finite time t_f to a region containing the origin with area depending on δ . The solution is contained in this region $\forall t > t_f$ and $\lim_{\delta \rightarrow 0} \mathbf{x}_\delta(t; t_0, \mathbf{x}_{\delta,0}) = \mathbf{x}(t; t_0, \mathbf{x}_0) = \mathbf{0}$ with $\mathbf{x}(t; t_0, \mathbf{x}_0)$ being the solution to (6) starting at $\mathbf{x}_0 = \mathbf{x}(t_0)$.

PROOF. Let $\mathbf{f}_\delta(t, \mathbf{x})$ be a regularisation of $\mathbf{f}(t, \mathbf{x})$ defined as

$$\mathbf{f}_\delta(t, \mathbf{x}) \triangleq \begin{bmatrix} -k_1 |x_1|^{\frac{1}{2}} \phi_\delta(x_1, \delta) + x_2 \\ -k_2 \phi_\delta(x_1, \delta) + q(t) \end{bmatrix} \quad (10)$$

where $\delta > 0$ and the continuous function $\phi_\delta : \mathbb{R} \times (0, +\infty) \rightarrow [-1, 1]$ is defined as [23]

$$\phi_\delta(q, \delta) \triangleq \begin{cases} 1 & \text{if } q \geq \delta \\ \frac{q}{\delta} & \text{if } -\delta < q < \delta \\ -1 & \text{if } q \leq -\delta \end{cases} . \quad (11)$$

The regularised system can be written as

$$\dot{x}_1 = -k_1 |x_1|^{\frac{1}{2}} \text{sgn}(x_1) + x_2 + k_1 |x_1|^{\frac{1}{2}} \rho(x_1, \delta) \quad (12)$$

$$\dot{x}_2 = -k_2 \text{sgn}(x_1) + q(t) + k_2 \rho(x_1, \delta) \quad (13)$$

where $\rho(x_1, \delta) \triangleq \text{sgn}(x_1) - \phi_\delta(x_1, \delta)$. It is easy to show that the following properties for ρ hold:

- (1) $|\rho(x_1, \delta)| \leq 1, \forall x_1 \in \mathbb{R}, \forall \delta > 0$
- (2) $\rho(x_1, \delta) = 0, \forall x_1 \in (-\infty, -\delta] \cup [\delta, +\infty)$
- (3) $\lim_{\delta \rightarrow 0} \rho(x_1, \delta) = 0, \forall x_1 \in \mathbb{R} - \{0\}$

As in [10], introducing the transformation

$$z = \begin{bmatrix} z_1 \\ z_2 \end{bmatrix} \triangleq \begin{bmatrix} |x_1|^{\frac{1}{2}} \text{sgn}(x_1) \\ x_2 \end{bmatrix}$$

allows for re-writing the regularised system as

$$\dot{z} = |x_1|^{-\frac{1}{2}} \mathbf{A} \mathbf{z} + \mathbf{q}(t) + \boldsymbol{\xi}(x_1, \delta) \quad (14)$$

when $x_1 \neq 0$ with

$$\mathbf{A} = \begin{bmatrix} -\frac{1}{2}k_1 & \frac{1}{2} \\ -k_2 & 0 \end{bmatrix}, \quad \mathbf{q}(t) = \begin{bmatrix} 0 \\ q(t) \end{bmatrix}, \quad \boldsymbol{\xi}(x_1, \delta) = \begin{bmatrix} \frac{1}{2}k_1 \\ k_2 \end{bmatrix} \rho(x_1, \delta)$$

When $\rho(x_1, \delta) \equiv 0$, i.e. $\delta = 0$, it has been shown [10] that provided that $q(t)$ is globally bounded, there exists selection of the gains k_1, k_2 , that ensure the existence of positive definite matrices

$$\mathbf{P} \triangleq \begin{bmatrix} p_1 & p_2 \\ p_2 & p_3 \end{bmatrix}, \quad \mathbf{Q} \triangleq \begin{bmatrix} q_1 & q_2 \\ q_2 & q_3 \end{bmatrix}$$

with $p_1, p_3, q_1, q_3 > 0$ and an absolutely continuous Lyapunov function $V_0 = \mathbf{z}^T \mathbf{P} \mathbf{z}$, with the property that $\dot{V}_0 \leq -|z_1|^{-1} \mathbf{z}^T \mathbf{Q} \mathbf{z} \leq -c\sqrt{V_0}$, $c > 0$. Consider $V = \mathbf{z}^T \mathbf{P} \mathbf{z}$ as a Lyapunov function candidate for the regularised system in Equation (14). Its time derivative along the trajectories of (14) is given by:

$$\begin{aligned} \dot{V} &= \dot{\mathbf{z}}^T \mathbf{P} \mathbf{z} + \mathbf{z}^T \mathbf{P} \dot{\mathbf{z}} = \dot{V}_0 + 2\mathbf{z}^T \mathbf{P} \boldsymbol{\xi} \\ &\leq -|z_1|^{-1} \mathbf{z}^T \mathbf{Q} \mathbf{z} + 2\mathbf{z}^T \mathbf{P} \boldsymbol{\xi}, \text{ for } z_1 \neq 0. \end{aligned}$$

Two situations will now be considered: If $|x_1| \geq \delta$, then $\boldsymbol{\xi}(x_1, \delta) = \mathbf{0}$ and $\dot{V} \leq -c\sqrt{V} < 0$ [10]. In the situation when $|x_1| < \delta$ or equivalently $|z_1| < \sqrt{\delta}$ then

$$\dot{V} \leq -\frac{1}{\sqrt{\delta}} \mathbf{z}^T \mathbf{Q} \mathbf{z} + 2\mathbf{z}^T \mathbf{P} \boldsymbol{\xi}. \quad (15)$$

In order to find conditions for $\dot{V} < 0$ (when $|x_1| < \delta$), it suffices to investigate where the inequality

$$-\mathbf{z}^T \mathbf{Q} \mathbf{z} + 2\sqrt{\delta} \mathbf{z}^T \mathbf{P} \boldsymbol{\xi} < 0 \quad (16)$$

holds. Notice that although $\boldsymbol{\xi}$ is a function of the state vector, it is globally bounded since

$$\|\boldsymbol{\xi}(x_1, \delta)\| = \sqrt{\frac{1}{4}k_1^2 + k_2^2} |\rho(x_1, \delta)| \leq \sqrt{\frac{1}{4}k_1^2 + k_2^2} \triangleq \bar{\kappa}$$

for a given $\delta > 0$ and $\forall x_1 \in \mathbb{R}$. When $\sqrt{|x_1|} < \sqrt{\delta}$, the left hand side of (16) can be expanded as:

$$\begin{aligned} &-q_1|x_1| - 2\sqrt{|x_1|} \text{sgn}(x_1)x_2q_2 - q_3x_2^2 \\ &+ 2\sqrt{\delta}\sqrt{|x_1|} \text{sgn}(x_1)(p_1\xi_1 + p_2\xi_2) + 2\sqrt{\delta}x_2(p_2\xi_1 + p_3\xi_2) \\ &\leq -q_3|x_2|^2 - q_1|x_1| + 2\sqrt{|x_1|}|q_2||x_2| \\ &+ 2\sqrt{\delta}\sqrt{|x_1|}\sqrt{p_1^2 + p_2^2}\|\boldsymbol{\xi}\| + 2\sqrt{\delta}|x_2|\sqrt{p_2^2 + p_3^2}\|\boldsymbol{\xi}\| \\ &\leq -q_3|x_2|^2 + \mu|x_2| + \nu \triangleq \Lambda(|x_2|) \end{aligned}$$

with the coefficients of the polynomial $\Lambda(|x_2|)$ defined as

$$\mu \triangleq 2\sqrt{\delta} \left(|q_2| + \bar{\kappa}\sqrt{p_2^2 + p_3^2} \right), \quad \nu \triangleq 2\delta\bar{\kappa}\sqrt{p_1^2 + p_2^2}.$$

Since the discriminant of $\Lambda(|x_2|)$ is positive for $\delta > 0$, there exist two distinct real roots $\varrho_1(\delta), \varrho_2(\delta)$ with

$$\begin{aligned} \max(|\varrho_1|, |\varrho_2|) &= \frac{\sqrt{\delta}}{q_3} \left| |q_2| + \bar{\kappa}\sqrt{p_2^2 + p_3^2} \right. \\ &\quad \left. + \sqrt{\left(|q_2| + \bar{\kappa}\sqrt{p_2^2 + p_3^2} \right)^2 + 2q_3\bar{\kappa}\sqrt{p_1^2 + p_2^2}} \right| \triangleq \bar{\rho}\sqrt{\delta} \end{aligned}$$

such that $\Lambda(|x_2|) < 0, \forall |x_2| > \max(|\varrho_1|, |\varrho_2|)$. This, in turn, implies that for every $\delta > 0$ there exists $0 < \varepsilon_0(\delta) \leq \max(|\varrho_1|, |\varrho_2|)$, such that for every $|x_2| > \varepsilon_0$, $\Lambda(|x_2|) < 0$ and hence, $\dot{V} < 0$. It follows that outside the rectangle $\mathcal{W} = \{(x_1, x_2) \in \mathbb{R}^2 | |x_1| \leq \delta, |x_2| \leq \varepsilon_0\}$ (see Figure 1) $\dot{V} < 0$ holds. Let \mathcal{V}_r be the smallest ellipsoid of the form $\mathcal{V}_r = \{z | V(z) \leq r\}$ such that $\mathcal{W} \subset \mathcal{V}_r$. Then outside \mathcal{V}_r the function V is decreasing and so \mathcal{V}_r is an invariant set. Furthermore, the area \mathcal{A} of the rectangle satisfies $\mathcal{A} \leq 4\delta\sqrt{\delta}\bar{\rho}$, which is a continuous, strictly increasing function of δ and therefore \mathcal{W} and hence \mathcal{V}_r can be made arbitrarily small as $\delta \rightarrow 0$. ■

The main result of this paper pertains to showing the existence of a unique limit cycle in the dynamics of the approximated system and it is stated in the following proposition.

Proposition 2 *Consider the closed-loop system (6) and its approximation associated with the regularisation (10), where $q(t)$ is Lipschitz, T -periodic of sufficiently small period T and $|q(t)| \leq L$. Then, $\exists \varepsilon_1 > 0$ with $0 < T < \varepsilon_1$*

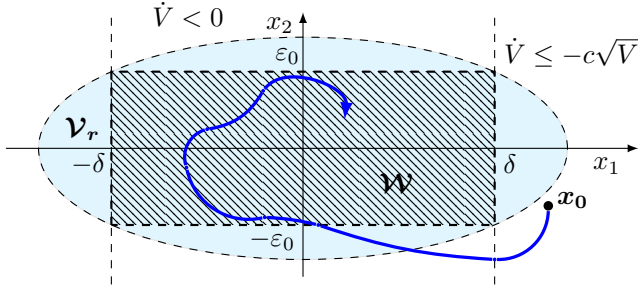


Fig. 1. The trajectories are confined in a rectangle \mathcal{W} with area equal to $\mathcal{A}(\delta) = 4\delta\epsilon_0(\delta)$ that tends to 0 as $\delta \rightarrow 0$.

such that under the conditions

$$k_2 > \left| \frac{1}{T} \int_0^T q(t) dt \right| \quad (17)$$

$$k_1 \geq 1.8 \sqrt{k_2 + \left| \frac{1}{T} \int_0^T q(t) dt \right|} \quad (18)$$

the trajectories of the regularised system $\dot{\mathbf{x}} = \mathbf{f}_\delta(t, \mathbf{x})$ converge to a limit cycle with period T .

PROOF. The regularised system can be written as

$$\dot{\mathbf{x}} = \varepsilon \frac{1}{T} \mathbf{f}_\delta(t, \mathbf{x}) \triangleq \varepsilon \mathbf{g}(t, \mathbf{x}), \quad \varepsilon = T, \quad (19)$$

where $\mathbf{g}(t, \mathbf{x})$ is obviously Lipschitz continuous and T -periodic. The associated averaged system is written as

$$\dot{\boldsymbol{\chi}} = \varepsilon \bar{\mathbf{g}}(\boldsymbol{\chi}), \quad \boldsymbol{\chi} = \begin{bmatrix} \chi_1 & \chi_2 \end{bmatrix}^T \in \mathbb{R}^2 \quad (20)$$

with $\varepsilon \bar{\mathbf{g}}(\boldsymbol{\chi}) = \frac{1}{T} \int_0^T \mathbf{f}_\delta(t, \mathbf{x}) dt$ and finally

$$\dot{\boldsymbol{\chi}} = \begin{bmatrix} -k_1 |\chi_1|^{\frac{1}{2}} \phi_\delta(\chi_1, \delta) + \chi_2 \\ -k_2 \phi_\delta(\chi_1, \delta) + \frac{1}{T} \int_0^T q(t) dt \end{bmatrix}. \quad (21)$$

Comparing (21) to (10) and taking Proposition 1 into consideration, reveals that if conditions (17) and (18) are satisfied, then for sufficiently small δ ($\delta \rightarrow 0$) the origin is a finite-time stable equilibrium point of the averaged system. Then, by Theorem 4.1.1 in [25], there exists $\varepsilon_1 > 0$, such that $\forall \varepsilon \in (0, \varepsilon_1)$, the solutions of (19) converge to a unique isolated T -periodic orbit $\gamma_\varepsilon(t) = O(\varepsilon)$. ■

Remark 1 The constant ε_1 can be associated with the largest time scale $\frac{1}{\varepsilon_1}$, on which approximating the regularised system, by averaging, is of practical validity. The

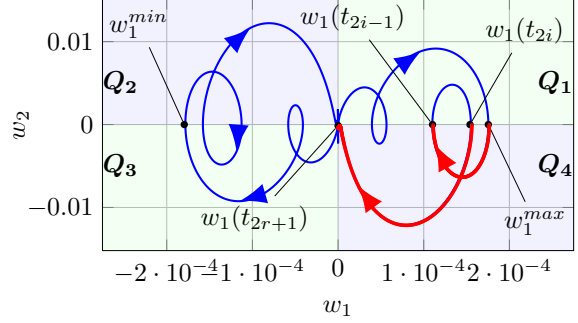


Fig. 2. One full period of the limit cycle to which the trajectories of the closed-loop system in (6) converge.

size of the limit cycle along $x_1 = 0$ relates to the closed-loop system accuracy. The next Proposition shows that this size depends on the perturbation characteristics.

Proposition 3 After the trajectories of the closed-loop system converge to the limit cycle, the bound on the state x_1 varies proportionally to the perturbation bound L and to the square of the perturbation period T .

PROOF. Denote the four quadrants of the phase space with Q_j , $j = 1, \dots, 4$. Introducing the new coordinates $w_1 \triangleq x_1$ and $w_2 \triangleq \dot{x}_1$ allows for re-writing (6) as:

$$\dot{w}_1 = w_2 \quad (22)$$

$$\dot{w}_2 = -\frac{1}{2} k_1 |w_1|^{-\frac{1}{2}} w_2 - k_2 \text{sgn}(w_1) + q(t) \quad (23)$$

Consider one period of the limit cycle as shown in Figure 2 restricted in Q_1, Q_4 . For $t \geq t_0$ assume that the trajectories $\mathbf{w}(t)$ intersect with semi-axis $w_1 \geq 0$ at $2r + 1$ points, $r \in \mathbb{N}$ starting from $w_1^{\max} \triangleq w_1(t_0)$, which is the maximum value of $w_1(t)$. Since the trajectories cannot cross from Q_1 to Q_2 (due to increasing w_1), each trajectory segment that lies in Q_4 starting at an intersection point will have to either cross the semi-axis $w_1 \geq 0$ twice (one while crossing to Q_1 and one right after while crossing to Q_4) or cross the vertical axis towards Q_3 . In both cases, there will always be an odd number of intersections with the semi-axis $w_1 \geq 0$. Let these intersections occur at time instances t_{2i} (from Q_1 to Q_4) and t_{2i+1} (from Q_4 to Q_1), $i \in \mathcal{I} \triangleq \{0, \dots, r\}$ with $\mathbf{w}(t)$ crossing from Q_4 to Q_3 at $t = t_{2r+1}$. In each time interval $[t_{2i}, t_{2i+1}]$, where $w_1(t) > 0, w_2(t) \leq 0$ holds (red lines):

$$\begin{aligned} \dot{w}_2(t) &= -\frac{1}{2\sqrt{w_1(t)}} k_1 w_2(t) - k_2 + q(t) \geq -(k_2 + L) \Rightarrow \\ w_2(t) &\geq -(k_2 + L)(t - t_{2i}), \quad \forall t \in (t_{2i}, t_{2i+1}] \end{aligned} \quad (24)$$

since $w_2(t_{2i}) = 0$. The previous inequality leads to

$$\int_{t_{2i}}^{t_{2i+1}} w_2(t) dt > -\frac{1}{2} (k_2 + L) (t_{2i+1} - t_{2i})^2, \quad i \in \mathcal{I}.$$

Hence, since $w_1(t_{2r+1}) = 0$ and $w_2(t) \geq 0$, $\forall t \in [t_{2i-1}, t_{2i}]$, $i \in \mathcal{I} - \{0\}$, it follows that

$$\begin{aligned} -w_1^{max} &= \int_{t_0}^{t_{2r+1}} w_2(t) dt = \sum_{i=0}^r \int_{t_{2i}}^{t_{2i+1}} w_2(t) dt \\ &+ \sum_{i=1}^r \int_{t_{2i-1}}^{t_{2i}} w_2(t) dt \geq -\frac{1}{2}(k_2 + L) \sum_{i=0}^r (t_{2i+1} - t_{2i})^2 \\ &> -\frac{1}{2}(k_2 + L) \left(\sum_{i=0}^r (t_{2i+1} - t_{2i}) \right)^2 > -\frac{1}{8}(k_2 + L)T^2 \end{aligned}$$

given that $t_{2i+1} > t_{2i}$, $\forall i \in \mathcal{I}$ and $\sum_{i=0}^r (t_{2i+1} - t_{2i}) < t_{2r+1} - t_0 < \frac{T}{2}$. This leads to $w_1^{max} < \frac{1}{8}(k_2 + L)T^2$. Due to the homogeneity of the STSMC closed-loop system [12], by following the same reasoning in Q_2 one obtains $-w_1^{min} < \frac{1}{8}(k_2 + L)T^2$, where $w_1^{min} < 0$ is the minimum value that x_1 assumes. Finally, combining the two inequalities leads to

$$\max_{x(t) \in \gamma_\varepsilon(t)} |x_1(t)| = \max(w_1^{max}, -w_1^{min}) < \frac{1}{8}(k_2 + L)T^2, \quad (25)$$

which completes the proof. ■

Remark 2 Proposition 3 implies that the perturbation effect on the system vanishes as $T \rightarrow 0$. This can be interpreted as the perturbation not having “enough time” to affect the system compared to the system’s dynamics time scale.

4 Tuning guidelines

A geometric approach is followed in this section to derive bounds for $x_1 = w_1$. These bounds are expressed as functions of the controller gains k_1, k_2 , the perturbation bound L and its period T . The importance of this derivation is twofold: The dependence of the bound on the gains provides some guidelines for the tuning of the STSMC. Conversely, the perturbation parameters can be used for predicting the closed-loop system performance given a specific set of controller gains.

Consider the limit cycle $\gamma_\varepsilon(t)$ to which the trajectories of the closed loop system (22)-(23) converge, restricted to the time interval $[t_0, t_m]$ as shown in Figure 3, where $t_0 = 0$ is the instant when the trajectories cross from Q_2 to Q_1 and $w_1(t_m) = w_1^{max}$. Let $t^* \in [t_0, t_m]$ be the time instant where w_2 assumes its maximum value, i.e. $w_2(t^*) \geq w_2(t)$, $\forall t \in [t_0, t_m]$. Integrating Equation (23) over the interval $[t_0, t_m]$, where $w_1(0) = 0$, $w_2(0) > 0$, $w_1(t_m) = w_1^{max}$, $w_2(t_m) = 0$ and $\dot{w}_2(t^*) = 0$ leads to

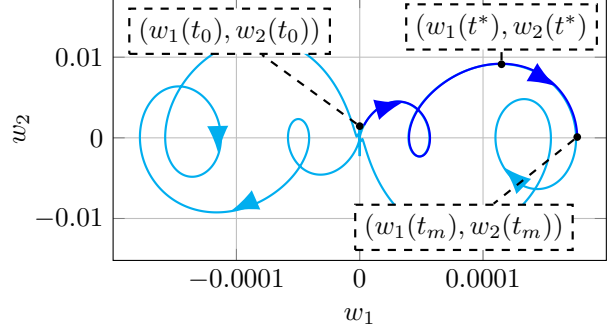


Fig. 3. One full period of the limit cycle to which the trajectories of the closed-loop system in (6) converge.

$$\begin{aligned} \int_0^{t_m} \dot{w}_2(t) dt &= \int_0^{t_m} (q(t) - k_2) dt - \int_0^{t_m} k_1 \frac{\dot{w}_1(t)}{2\sqrt{w_1(t)}} dt \\ \Rightarrow -w_2(0) &\leq -k_1 \sqrt{w_1^{max}} + (L - k_2)t_m \Rightarrow \\ \sqrt{w_1^{max}} &\leq \frac{w_2(0) + (L - k_2)t_m}{k_1}. \end{aligned} \quad (26)$$

Moreover, evaluating Equation (23) at $t = t^*$ gives

$$\frac{k_1 w_2(t^*)}{2\sqrt{w_1(t^*)}} = q(t^*) - k_2 \Leftrightarrow w_2(t^*) = 2 \frac{q(t^*) - k_2}{k_1} \sqrt{w_1(t^*)}. \quad (27)$$

Since $w_2(t^*) \geq w_2(t)$, $\forall t \in [t_0, t_m]$, Equation (27) yields

$$w_2(0) \leq w_2(t^*) \leq \frac{2(L - k_2)}{k_1} \sqrt{w_1(t^*)} \leq \frac{2(L - k_2)}{k_1} \sqrt{w_1^{max}}$$

which combined with (26) leads to

$$\begin{aligned} \sqrt{w_1^{max}} &\leq \frac{\frac{2(L - k_2)}{k_1} \sqrt{w_1^{max}} + (L - k_2)t_m}{k_1} \Rightarrow \\ \left[k_1 - \frac{2(L - k_2)}{k_1} \right] \sqrt{w_1^{max}} &\leq k_1(L - k_2)nT, \quad 0 < n \leq \frac{1}{2}, \end{aligned} \quad (28)$$

since $0 < t_m \leq \frac{T}{2}$. Finally, selecting

$$k_1 > \sqrt{2(L - k_2)} \quad (29)$$

facilitates estimating a bound for the width w_1^{max} of the limit cycle along the x_1 -axis through (28). Specifically,

$$w_1^{max} \leq \frac{(L - k_2)^2 n^2 T^2}{\left[k_1 - \frac{2(L - k_2)}{k_1} \right]^2} \triangleq W_1(k_1, k_2). \quad (30)$$

Carrying out the same calculations but in Q_3 leads to the same inequality. The bound obtained in (30) is a function of the STSMC gains k_1, k_2 as well as of the perturbation bound L , its period T and the parameter n that expresses

the time t_m as a fraction of T . Although this bound is conservative, especially if $n = \frac{1}{2}$, it can provide a useful insight regarding the tuning of the closed loop. It can be easily seen from (30) that $\lim_{k_1 \rightarrow \infty} W(k_1, k_2) = 0$, which means that provided that k_1, k_2 satisfy conditions (17), (18) and (29), the gains can be gradually increased in order to achieve accuracy better than $W_1(k_1, k_2)$. Given a specific error bound $\eta > 0$, it is possible to employ numerical optimisation methods for obtaining k_1^*, k_2^* such that $|W(k_1^*, k_2^*) - \eta| \leq \epsilon$, where $\epsilon > 0$ is some numerical tolerance.

Remark 3 The level of chatter in the controlled variable w_1 and, by extension, in the control signal relates to the maximum rate of change of w_1 , i.e. the bound on w_2 . By following a similar argument as in inequality (24) but for the first quadrant in Figure 3, it can be shown that $|w_2(t)| \leq |w_2(t^*)| \leq (k_2 + L) \frac{T}{2}$. This implies that if k_2 cannot be selected larger than $\frac{L}{T}$, increasing its value introduces a trade-off between smaller error and larger amount of chatter.

Remark 4 It is important to note that the approximation of the bound holds only if $k_1 > \sqrt{2(L - k_2)}$, which is another tuning decision. If this condition on k_1 is disregarded, k_1 can be selected to satisfy (18) and still achieve acceptable bounds on x_1 . However, inequality (30) can no longer be used to estimate these bounds.

5 Simulation results

The tracking problem for the angular velocity ω of a motor that is perturbed by torque ripples is considered for illustrating the theoretical findings in simulation. Considering a constant angular velocity set point ω_r , then the dynamics of the tracking error $e \triangleq \omega - \omega_r$ is given by

$$\dot{e} = \frac{1}{J} [u - T_F(\omega) + d(t)]$$

$$d(t) = L_1 \cos(\omega_r t) + L_2 \cos(\omega_r 3t), \quad L_1 = 3L_2 = -\frac{LJ}{2\omega_r},$$

where $L > 0$, T_F is the known friction torque and $d(t)$ is the periodic perturbation due to torque ripples (e.g. cogging and parasitic torques). Applying the control law

$$u = J \left[-k'_1 |e|^{\frac{1}{2}} \phi_\delta(e, \delta) - k'_2 \int_0^t \phi_\delta(e(\tau), \delta) d\tau + T_F(\omega) \right]$$

brings the closed-loop vector field in the form (10), with $x_1 \triangleq e$, $k_1 \triangleq \frac{k'_1}{J}$, $k_2 \triangleq \frac{k'_2}{J}$, $k'_1, k'_2 > 0$ and $q(t) \triangleq \frac{d}{J} = \frac{L}{2} [\sin(\omega_r t) + \sin(\omega_r 3t)]$, which is T -periodic with $T = \frac{2\pi}{\omega_r}$ and $|q(t)| \leq L$.

Figure 4 shows the trajectories of the system's solutions with $L = 2.5$ and $T = 0.25$ s for different initial conditions. The gains were selected as $k_1 = 1$ and $k_2 = 2$,

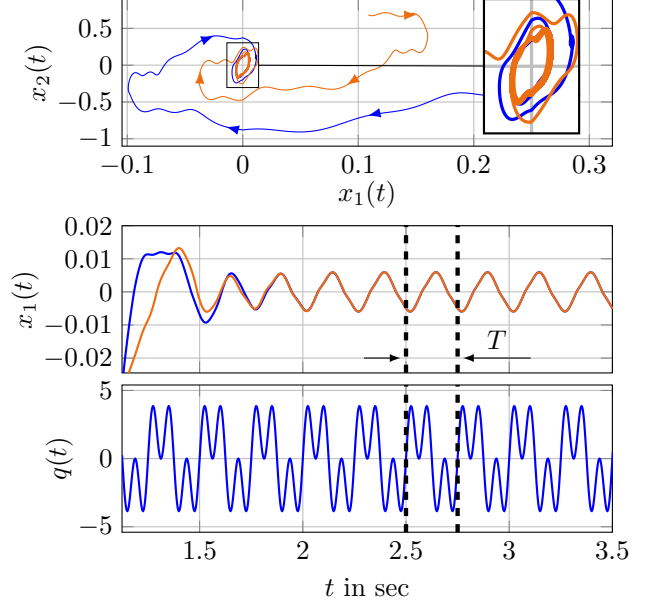


Fig. 4. (Top) Starting from different initial conditions, the trajectories converge to a stable limit cycle of period $T = 0.25$ s. (Middle) Time response of $x_1(t)$ for two different initial conditions. (Bottom) Periodic perturbation rate $q(t)$.

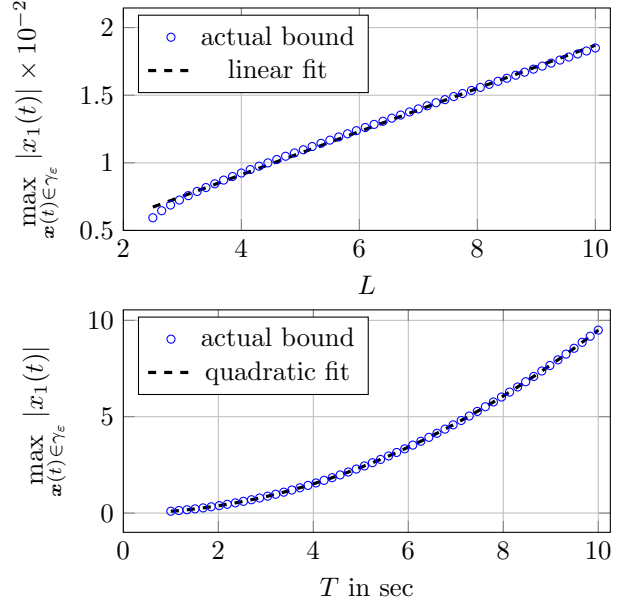


Fig. 5. Bound on $x_1(t)$ as a function of the perturbation bound L (top), and the perturbation period T (bottom).

which satisfy conditions (17) and (18). Proposition 3 was also validated in simulation. The system was tested for different values of L and T . As it can be seen in Figure 5, the width of the limit cycle w_1^{max} along the x_1 -axis in the phase plot grows linearly with the bound L of the perturbation and quadratically with the period T . Finally, the system was simulated under sinusoidal perturbation for two different values of magnitude $L \in \{2.5, 25\}$ and

Table 1

Actual and estimated bound for the controlled variable x_1 .

T	L	\bar{k}_1	\bar{k}_2	k_1	k_2	$ x_1 $	W_1
2	2.5	4.12	2.75	4.12	0.43	0.0099	0.01
2	25	13.04	27.5	12.54	12.9	0.0055	0.12
0.25	2.5	4.12	2.75	1.76	1.08	0.0002	0.01
0.25	25	13.04	27.5	6.14	9.74	0.0016	0.01

two different periods $T \in \{2, 0.25\}$. The objective of these tests was to compare the gains obtained by (30) for a given accuracy specification $\eta = 0.01$ with the ones required for finite-time stability. Moreover, the actual maximum deviation of x_1 from the origin was compared to the expected bound W_1 . In all the tests, the gains k_1, k_2 were obtained by trying to solve the optimisation problem stated in Section 4. Apart from the conditions (17), (18) and (29), additional saturation constraints were considered for the gains of the STSMC. This was done to ensure that Assumption 1 will not be violated. Table 1 shows the results of the simulations where \bar{k}_1, \bar{k}_2 denote the gains required for finite-time stability. The suggested values for k_1 are close to the ones of \bar{k}_1 for the slow perturbation but the ones for k_2 were chosen to be at most 50% of those of \bar{k}_2 in all cases. The estimated bound is not always close to the prescribed accuracy η due to the saturation constraints on the gains k_1, k_2 . However, the actual bound for x_1 is up to 58 times smaller than the conservative estimation W_1 .

6 Conclusions

The stability of under-tuned super-twisting sliding mode control loops under the effect of periodic perturbations were studied in this paper. Based on arguments from regularisation and averaging theory, it was shown that under milder gain conditions than the ones required for finite-time stability, the solutions of the closed-loop system, for sufficiently fast periodic perturbations, converge to a stable limit cycle. The width of the limit cycle in the phase plane linearly increases with the perturbation bound, while it quadratically decreases for smaller perturbation periods. Moreover, tuning guidelines were provided, based on a conservative estimation of the bound of the control variable. The theoretical findings were verified in simulation. Experimental validation will be pursued in future work, especially in the context of motion control systems such as machine tool drive trains.

References

- [1] S. V. Emelyanov, "Variable structure control systems," *Moscow, Nauka*, 1967.
- [2] V. I. Utkin, *Sliding Modes in Control and Optimization*. Springer Berlin Heidelberg, 1992.
- [3] C. Edwards, S. K. Spurgeon, and R. J. Patton, "Sliding mode observers for fault detection and isolation," *Automatica*, vol. 36, pp. 541–553, 2000.
- [4] H. Alwi, C. Edwards, and C. P. Tan, *Fault Detection and Fault-Tolerant Control Using Sliding Modes*. Springer Science & Business Media, 2010.
- [5] G. Bartolini, A. Ferrara, and E. Usai, "Chattering avoidance by second-order sliding mode control," *IEEE Transactions on Automatic Control*, vol. 43, no. 2, pp. 241–246, 1998.
- [6] A. Levant, "Sliding order and sliding accuracy in sliding mode control," *International Journal of Control*, vol. 58, no. 6, pp. 1247–1263, 1993.
- [7] A. Levant, "Construction principles of output-feedback 2-sliding mode design," in *Proceedings of the 41st IEEE Conference on Decision and Control*, vol. 1, pp. 317–322 vol.1, Dec 2002.
- [8] H. Haimovich and H. De Battista, "Disturbance-tailored super-twisting algorithms: Properties and design framework," *Automatica*, vol. 101, pp. 318–329, 2019.
- [9] A. Levant, "Principles of 2-sliding mode design," *Automatica*, vol. 43, no. 4, pp. 576 – 586, 2007.
- [10] J. A. Moreno and M. Osorio, "Strict lyapunov functions for the super-twisting algorithm," *IEEE Transactions on Automatic Control*, vol. 57, no. 4, pp. 1035–1040, 2012.
- [11] A. K. Behera, A. Chalanga, and B. Bandyopadhyay, "A new geometric proof of super-twisting control with actuator saturation," *Automatica*, vol. 87, pp. 437–441, 2018.
- [12] R. Seeber and M. Horn, "Necessary and sufficient stability criterion for the super-twisting algorithm," *Proceedings of IEEE International Workshop on Variable Structure Systems*, vol. 2018-, pp. 8460445, 120–125, 2018.
- [13] A. Pilloni, A. Pisano, and E. Usai, "Parameter tuning and chattering adjustment of super-twisting sliding mode control system for linear plants," *Proceedings of Ieee International Workshop on Variable Structure Systems*, pp. 6163549, 479–484, 2012.
- [14] Y. Shtessel, M. Taleb, and F. Plestan, "A novel adaptive-gain supertwisting sliding mode controller: Methodology and application," *Automatica*, vol. 48, no. 5, pp. 759–769, 2012.
- [15] R. Seeber, M. Horn, and L. Fridman, "A novel method to estimate the reaching time of the super-twisting algorithm," *IEEE Transactions on Automatic Control*, vol. 63, no. 12, p. 8307188, 2018.
- [16] A. Barth, M. Reichhartinger, J. Reger, M. Horn, and K. Wulff, "Lyapunov-design for a super-twisting sliding-mode controller using the certainty-equivalence principle," *IFAC-papersonline*, vol. 28, no. 11, pp. 860–865, 2015.
- [17] C. Edwards and Y. B. Shtessel, "Adaptive continuous higher order sliding mode control," *Automatica*, vol. 65, pp. 183–190, 2016.
- [18] C. Edwards and Y. Shtessel, "Adaptive dual-layer super-twisting control and observation," *International Journal of Control*, vol. 89, no. 9, pp. 1759–1766, 2016.
- [19] D. Papageorgiou, M. Blanke, H. H. Niemann, and J. H. Richter, "Adaptive and sliding mode friction-resilient machine tool positioning—cascaded control revisited," *Mechanical Systems and Signal Processing*, vol. 132, pp. 35–54, 2019.
- [20] Y. Altintas, *Manufacturing Automation: Metal Cutting Mechanics, Machine Tool Vibrations, and CNC Design*. Cambridge University Press, 2 ed., 2012.

- [21] H. Gross, J. Hamann, and G. Wiegärtner, *Electrical feed drives in automation: basics, computation, dimensioning*. Publicis, 2001.
- [22] J. Llibre, A. C. Mereu, and D. D. Novaes, “Averaging theory for discontinuous piecewise differential systems,” *Journal of Differential Equations*, vol. 258, no. 11, pp. 4007–4032, 2015.
- [23] J. Llibre, D. D. Novaes, and M. A. Teixeira, “On the birth of limit cycles for non-smooth dynamical systems,” *Bulletin des Sciences Mathématiques*, vol. 139, no. 3, pp. 229–244, 2015.
- [24] J. Llibre, D. D. Novaes, and M. A. Teixeira, “Averaging methods for studying the periodic orbits of discontinuous differential systems,” *Preprint arXiv:1205.4211*, 2012.
- [25] J. Guckenheimer and P. Holmes, *Nonlinear Oscillations, Dynamical Systems, and Bifurcations of Vector Fields*, vol. 42. Springer, 1983.