

Scalable Consistency Training for Graph Neural Networks via Self-Ensemble Self-Distillation

Cole Hawkins^{1*}, Vassilis N. Ioannidis², Soji Adeshina², George Karypis²

¹University of California, Santa Barbara ²Amazon Web Services

Abstract

Consistency training is a popular method to improve deep learning models in computer vision and natural language processing. Graph neural networks (GNNs) have achieved remarkable performance in a variety of network science learning tasks, but to date no work has studied the effect of consistency training on large-scale graph problems. GNNs scale to large graphs by minibatch training and subsample node neighbors to deal with high degree nodes. We utilize the randomness inherent in the subsampling of neighbors and introduce a novel consistency training method to improve accuracy. For a target node we generate different neighborhood expansions, and distill the knowledge of the average of the predictions to the GNN. Our method approximates the expected prediction of the possible neighborhood samples and practically only requires a few samples. We demonstrate that our training method outperforms standard GNN training in several different settings, and yields the largest gains when label rates are low.

1 Introduction

A large body of work improves the predictive accuracy of deep neural networks by promoting consistent internal representations or consistent final predictions of the input data under data augmentation (Xie et al. 2019; Grill et al. 2020; Chen et al. 2020b; He et al. 2020). State-of-the-art results on large-scale image datasets, especially in the low-label setting, rely on these techniques to boost performance compared to standard methods that learn representations adhering to a supervised loss (Chen et al. 2020c; Pham et al. 2020; Sohn et al. 2020). An open question is whether consistency training methods can provide accuracy improvements on large-scale prediction tasks for graph-structured data, especially when node label rates are low. Early work on supervised graph neural network (GNN) training has focused on small citation datasets (Yang, Cohen, and Salakhudinov 2016; Kipf and Welling 2016). As benchmark GNN datasets grow in size and benchmark prediction tasks grow in complexity (Hu et al. 2020) consistency training is a promising approach to improve accuracy.

Recent efforts to transfer consistency training strategies to the graph domain (Wang et al. 2020; Feng et al. 2020) leverage graph data augmentations such as node and edge

dropping. Consistency training under these data augmentations increases accuracy on small graph problems, but existing work relies on strong assumptions that limit transfer to large and complex graph learning tasks. GRAND (Feng et al. 2020) is a method that applies random feature propagation followed by an MLP. This variation of the popular Correct and Smooth framework (Huang et al. 2020) performs well on small datasets but does not extend naturally to scalable training on heterogeneous graphs. NodeAug (Wang et al. 2020) requires an independent *non-overlapping* subgraph expansions which contravenes the assumptions of scalable GNN training in which the overlapping neighborhood expansions of multiple nodes are combined to take advantage of fast kernels for large-scale matrix computation (Wang et al. 2019).

Our goal is to design a consistency training method that can be applied to large-scale GNN training on graphs at least 1 – 2 orders of magnitude larger than those considered in existing work (Feng et al. 2020; Wang et al. 2020). Our proposed training method retains the scalability of standard GNN methods, can be used with any GNN model, and does not require assumptions on the minibatch process, or node types.

Scalable GNN training is challenging when the graphs contain a large number of high-degree nodes so common approaches sub-sample node neighbors during the training process (Hamilton, Ying, and Leskovec 2017; Wang et al. 2019). The resulting number of sampled nodes fits in GPU memory and allows minibatch GNN training. However this stochastic neighborhood expansion introduces noise into the GNN inference and training processes. The motivating insight of our method is that the noise induced by neighborhood sampling during large-scale graph training can be used to generate an ensemble of predictions. We call this procedure “self-ensembling” and demonstrate that it produces results that are competitive with GNN ensembling. Based on this insight, we propose consistency training as a method to take advantage of the self-ensembling accuracy boost during the training process. We incorporated our consistency loss into the GNN training process and demonstrate that it provides accuracy gains of 1% – 2% on node classification on large-scale benchmarks. This paper makes the following contributions.

C1. We present consistency training, a simple and scalable method, to take advantage of self-ensembling and improve

*Work completed while the author was an intern at AWS

test accuracy within a single training and inference run.

C2. We provide a principled motivation for consistency training by casting our method as online distillation of a virtual ensemble.

C3. We provide experiments on both large and small datasets to verify our results. We consider both the transductive and inductive learning settings, and demonstrate that our consistency training method is not only competitive with existing work in the small-data setting, but scales naturally to larger graphs and outperforms standard supervised GNN training, especially in the low-label setting.

2 Related work

Ensembling and Self-Ensembling

Ensembling the predictions of multiple models often improves accuracy (Caruana et al. 2004). Modern neural networks, trained with stochastic gradient descent, can be ensembled to improve accuracy due to the prediction diversity ensured by stochastic training and random weight initializations (Lakshminarayanan, Pritzel, and Blundell 2016). NARS (Yu et al. 2020) is a graph learning method that averages over multiple neighborhood representations before outputting a final prediction. NARS differs from our proposed methods in that (1) it does not use GNN predictors and (2) ensembling is performed over internal representations, rather than predictions.

Ensembling is appealing due to its simplicity. However the main drawback is the increase in training and prediction costs, as both scale linearly with the number of models used in an ensemble. First we demonstrate that self-ensembling increases model accuracy at test time. Motivated by this insight, we develop a consistency training procedure to increase model accuracy without requiring multiple predictions.

Consistency Training and Self-Supervised Learning

Both consistency training (Xie et al. 2019) and self-supervised learning (Chen et al. 2020d; He et al. 2020; Grill et al. 2020) improve the accuracy of large-scale computer vision models by enforcing consistency across representations generated under different stochastic augmentations of the data. These approaches are most effective in the low-label, semi-supervised setting. Many works have attempted to transfer these methods to GNN training (Feng et al. 2020; Thakoor et al. 2021). Existing work focuses on either the graph property prediction task or small-scale node property prediction tasks (Verma et al. 2019; You et al. 2020; Wang et al. 2020). However efforts to extend these methods to large graph learning problems have underperformed standard supervised approaches (Thakoor et al. 2021). An open question is whether GNNs can benefit from self-supervision on large-scale node property prediction problems. The two most relevant works to ours are GRAND (Feng et al. 2020) and NodeAug (Wang et al. 2020). GRAND uses several rounds of random feature propagation before employing an MLP predictor. This approach relies heavily on the homophily assumption, and is unsuitable for heterogeneous graphs or

edge features. NodeAug uses a complex edge add/drop procedure to generate augmentations, but relies on independent perturbations to graph nodes. This requires a complex mini-batch generation procedure that is unsuitable for large-scale GNN training. In contrast, our work integrates naturally with scalable GNN training.

Distillation and Self-Distillation

Knowledge distillation is a popular method for transferring the knowledge of a more expensive teacher model to a cheaper student model (Hinton, Vinyals, and Dean 2015). This process is traditionally done in two stages. During the first stage the teacher model is trained to produce high-accuracy predictions. During the second stage the student model is trained to imitate the teacher predictions. Knowledge distillation often leads to higher student accuracy compared to supervised training of the student model alone (Hinton, Vinyals, and Dean 2015; Cho and Hariharan 2019). Recent work on self-distillation improves accuracy in computer vision models by using the student model as its own teacher (Zhang et al. 2019). During training the outputs of a model are used as a source of knowledge to supervise the intermediate representations of the same model. Distillation has been applied to graph neural networks (GNNs) in order to reduce prediction latency (Yan et al. 2020; Yang et al. 2020) and self-distillation has been applied to GNNs to improve prediction accuracy (Chen et al. 2020d). Existing GNN self-distillation work relies on a complex series of loss functions to supervise hidden representations (Chen et al. 2020d). Our method does not access hidden representations.

3 Notation and Background

We use lowercase letters a to denote scalars, boldface lowercase letters \mathbf{a} to denote vectors, and boldface uppercase letters \mathbf{A} to denote matrices. We represent a graph $\mathcal{G} := (\mathcal{V}, \mathcal{E})$ as a collection of nodes $\mathcal{V} := \{v_1, v_2, \dots, v_n\}$ and edges $\mathcal{E} := \{(v_i, v_j) \in \mathcal{V} \times \mathcal{V}\}$, where v_i is connected to v_j . In node prediction tasks, each node v_i is associated with a feature vector $\mathbf{x}_i \in \mathbb{R}^{d_0}$, as well as a label $\mathbf{y}_i \in \mathbb{R}^c$ that is the one-hot vector representation of the c classes. In certain cases we have access to the labels at only a subset of nodes $\{\mathbf{y}_i\}_{i \in \mathcal{L}}$, with $\mathcal{L} \subset \mathcal{V}$. In this paper we address two learning paradigms, where the task in both is to predict the labels of the unlabeled nodes $\{\mathbf{y}_i\}_{i \in \mathcal{U}}$, with $\mathcal{U} = \mathcal{V} \setminus \mathcal{L}$.

Transductive learning. Given $\{\mathbf{y}_i\}_{i \in \mathcal{L}}$, the feature values of all nodes $\{\mathbf{x}_i\}_{i \in \mathcal{V}}$, and the connectivity of the graph \mathcal{E} predict $\{\mathbf{y}_i\}_{i \in \mathcal{U}}$.

Inductive learning. Given $\{\mathbf{y}_i\}_{i \in \mathcal{L}}$, the feature values of the labeled nodes $\{\mathbf{x}_i\}_{i \in \mathcal{L}}$, and the induced connectivity of the graph by retaining the labeled nodes $\mathcal{E}_{\mathcal{L}} := \{(v_i, v_j) : (v_i, v_j) \in \mathcal{E} \text{ and } v_i, v_j \in \mathcal{L}\}$ predict $\{\mathbf{y}_i\}_{i \in \mathcal{U}}$.

To address these tasks we will employ graph neural networks (GNNs). GNNs generate node-level representations via message passing. At layer l the feature representation \mathbf{h}_v^l of node $v \in \mathcal{V}$ is determined by aggregating the node representations of its 1-hop neighborhood

$$N^1(v) := \{u | (u, v) \in \mathcal{E}\}$$

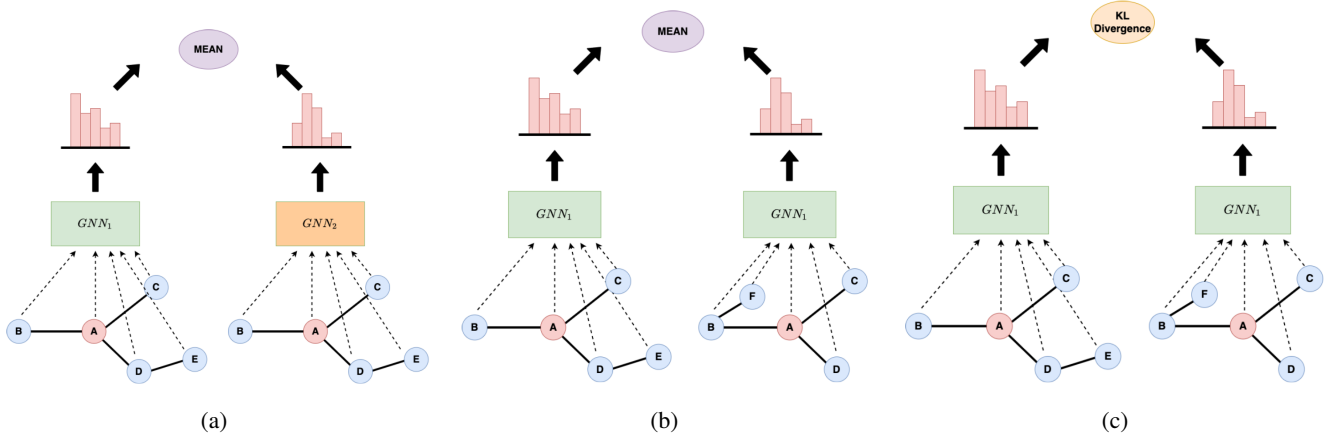


Figure 1: (a) Ensembling multiple models with the same neighborhood expansion. (b) Ensembling multiple neighborhood expansions with the same model. (c) Proposed: single-model self-consistency across multiple neighborhood expansions.

and then updating the previous node-level representation \mathbf{h}_v^{l-1} . This operation can be expressed as

$$\mathbf{h}_v^l = \text{UPDATE}(\mathbf{h}_v^{l-1}, \text{AGGREGATE}(\{\mathbf{h}_u^{l-1} | u \in N^l(v)\})). \quad (1)$$

The AGGREGATE and UPDATE operations are differentiable functions and AGGREGATE is often required to be permutation-invariant. Given a graph \mathcal{G} , a target node v , and a matrix of d -dimensional input features $\mathbf{X} \in \mathbb{R}^{|\mathcal{V}| \times d}$, an l -layer GNN g produces a prediction $\hat{\mathbf{y}}_v := g(v, \mathcal{G}, \mathbf{X})$. The prediction is obtained by repeating the message passing operations from (1) l times and then passing the final output through an MLP.

We use the symbol $\bar{\mathcal{G}} = (\bar{\mathcal{V}}, \bar{\mathcal{E}})$ to represent a subgraph of \mathcal{G} whose nodes and edges are selected via random subsampling of $\mathcal{G} = (\mathcal{V}, \mathcal{E})$. We note that node-dropping and edge-dropping are commonly employed as a data augmentations, and fit within this framework (Rong et al. 2019; Wang et al. 2020; Verma et al. 2019). In this paper we limit the candidate stochastic transformations to random node dropping and random edge-dropping and do not add nodes or edges. We follow unsupervised learning literature and use the terms “views of a datapoint” and “i.i.d. stochastic augmentations of a datapoint” interchangeably (He et al. 2020; Chen et al. 2020b).

4 Method: Self-Ensembling and Consistency Training

In this section we provide a principled motivation for the practice of consistency training by casting consistency training as distillation from a virtual ensemble. We introduce the notion of self-ensembling, or ensembling across different neighborhood expansions of a node. Next, we demonstrate how self-ensembling naturally results to scalable GNN training and provide both theoretical motivation and empirical justification for consistency training. Finally, we develop our training algorithm from the perspective of self-distillation and present our Self-Ensemble Self-Distillation approach. We also illustrate how our method can be applied to small-scale GNN learning tasks.

Neighborhood sampling for scaling GNN Training

GNN training and inference on large graphs with high node degrees requires neighborhood sampling (Hamilton, Ying, and Leskovec 2017). Instead of using the entire l -hop neighborhood expansion $N^l(v)$ to perform the forward pass in an l -layer GNN, a neighborhood sampler generates a subgraph $\bar{N}^l(v)$ of the full l -hop neighborhood $N^l(v)$. Subgraph sampling is used for GNN message passing during both training and inference. The challenge presented by this approach is that no subgraph contains full neighborhood information, and this may lead to lower classification accuracy. More importantly to our approach, neighborhood sampling introduces noise in the input which means that the GNN prediction associated with a given node v is non-deterministic.

GNN Self-Ensembling

Our goal is to take advantage of stochasticity in the model input to improve GNN accuracy. From the perspective of ensembling, we exploit the noise to generate predictions which are correct in expectation. Instead of looking to model weights for this cheaper source of noise, we turn to the data. We overload notation for $N^k(v)$ and use $\bar{N}^k(v) \sim N^k(v)$ to indicate that neighborhood samples (stochastic subgraphs of the k -hop ego-network) are generated by subsampling from the neighborhood subgraph $N^k(v)$. We propose to construct a *self-ensemble* by ensembling across different neighborhood subgraph expansions. We construct a prediction

$$\hat{\mathbf{y}} = \frac{1}{n} \sum_{i=1}^n g_{\theta} \left(v, \bar{N}^l(v)_i, \mathbf{X} \right) \quad (2)$$

by averaging over several neighborhood subgraphs. In comparison to full-model retraining, self-ensembling via neighborhood re-sampling is comparatively cheap. We demonstrate in Section 5 that *ensembling over different neighborhood subgraph predictions is competitive with ensembling over multiple training runs*. Therefore, in a setting with fixed training costs, self-ensembling presents a natural and cheap method to improve accuracy for large-scale GNN inference. While self-ensembling addresses the high costs of repeated training

runs, this approach does not remove the additional costs at inference time. In our next section, we propose a method designed to take advantage of the benefits of self-ensembling during the training process. Our goal is to achieve the benefits of self-ensembling at inference time by incorporating this idea into the training phase.

Consistency Training

Self-ensembling via neighborhood expansion improves the predictive accuracy at the cost of multiple forward passes. Since self-ensembling is available during the training process, we hope to take advantage of increased accuracy *during the training phase*. We hypothesize that the self-ensembled predictions available during training can provide a pseudo-label training target. We propose to add an additional consistency loss to the standard loss function. Given a single training node v we can compute a pseudo-label \mathbf{z} and a corresponding loss function l as follows:

1. Given node v compute n k -layer neighborhood expansions

$$\hat{\mathbf{y}}_i = g(v, \overline{N^l(v)}_i, \mathbf{X}) \text{ for } i = 1 \dots n, \overline{N^l(v)} \sim N^l(v). \quad (3)$$

2. Compute the mean prediction:

$$\mathbf{z} = \frac{1}{n} \sum_{i=1}^n \hat{\mathbf{y}}_i \quad (4)$$

3. Use the mean prediction \mathbf{z} to compute the loss for node v :

$$l(v) = \frac{1}{n} \sum_{i=1}^n KL(\hat{\mathbf{y}}_i || \mathbf{z}) \quad (5)$$

This loss function can be applied to all nodes during the training process, including nodes that are not labeled. This is particularly advantageous in the large-scale transductive setting when few labels are available. In such cases, we demonstrate experimentally that an additional source of supervision can significantly increase accuracy. The loss function in Equation 5 is suitable for our goal on the labeled nodes, but admits a pathological solution on the unlabeled nodes. This trivial solution is achieved by assigning $\{\hat{\mathbf{y}}_i\}$ to be the highest entropy solution which places equal probability in all classes. To prevent this trivial solution we apply temperature sharpening to the mean prediction and set the final consistency loss as

$$l_{con}(v) = \frac{1}{n} \sum_{i=1}^n KL(\hat{\mathbf{y}}_i || \mathbf{z}^{1/T_{con}}). \quad (6)$$

We avoid oversmoothing of the model outputs by setting the consistency sharpening temperature $T_{con} \in (0, 1)$ In practice we have found that $T_{con} = 0.4$ is a strong default and $n = 2$ neighborhood expansions is sufficient to capture the benefits of self-ensembling. We provide a parameter sensitivity study in Section 5. During training we use a weighted combination of the supervised loss l_{sup} and the consistency loss l_{con} . Let $\mathcal{B}_s, \mathcal{B}_u$ be a batch of labeled nodes and a batch of nodes that are not necessarily labeled (since the consistency loss

is applied to all nodes). The full batch consistency loss is computed as follows:

$$l(\mathcal{B}_s, \mathcal{B}_u) = \frac{1}{|\mathcal{B}_s|} \sum_{v \in \mathcal{B}_s} l_{sup}(v) + \frac{\alpha}{|\mathcal{B}_u|} \sum_{v \in \mathcal{B}_u} l_{con}(v) \quad (7)$$

where α is a user-specified hyperparameter. We follow (Xie et al. 2019) and mask the loss signal of the labeled nodes on which the model is highly confident early in the learning process. This prevents the model from overfitting the supervised objective early in the learning process. The masking threshold is linearly increased from $1/c$ to 1 over the course of the learning process where c is the class size.

Consistency Training as Self-Ensemble Self-Distillation

Distillation is a popular technique to improve the predictions of neural networks (Hinton, Vinyals, and Dean 2015). The most common procedure is to train a teacher model g_t first. Then a student model g_s is trained using a weighted combination of the standard supervised loss l_{sup} and a distillation loss l_{dis} :

$$l_{dis}(v) = KL(g_s(v)^{1/T_{dis}} || g_t(v)^{1/T_{dis}}) \quad (8)$$

$$l(v) = l_{sup}(v) + \alpha l_{dis}(v).$$

The distillation loss l_{dis} forces the predictions of the student to be similar to those of the teacher and l_{sup} is the standard supervised loss. The distillation temperature T_{dis} can be used to smooth model predictions for better transfer (Hinton, Vinyals, and Dean 2015; Cho and Hariharan 2019).

We re-interpret our consistency training framework as online distillation from a self-ensemble. Let g_θ be a single model. We define the self-ensemble teacher g_t by

$$g_t(v) := \left(\frac{1}{n} \sum_{i=1}^n g_\theta(v, \overline{N^l(v)}_i, \mathbf{X}) \right)^{1/T_{con}} \quad (9)$$

where T_{con} refers to the sharpening temperature for consistency training. Next we use the self-ensemble model g_t as the teacher in Equation (8). We set the student model as $g_s = g_\theta$ and select the distillation temperature $T_{dis} = 1$ to arrive at exactly the consistency loss from Equation (6). Different from standard neural network distillation, our method is applied in an online manner as both the student and teacher improve during training.

5 Experimental Results

We test all three methods discussed in this paper (ensembling, self-ensembling, and consistency training) on a range of node classification tasks for graph datasets of widely varying sizes (see Table 1). The Reddit dataset uses the standard split and is obtained from the Deep Graph Library (DGL) (Wang et al. 2019). The ogbn-arxiv and ogbn-products datasets use the standard Open Graph Benchmark split (Hu et al. 2020). We used the ogbn-arxiv dataset as a test case to evaluate scalable training approaches, and used neighborhood sampling for training and inference. It is possible to train ogbn-arxiv with

Table 1: Dataset Characteristics

Name	Nodes	Edges	Features	Classes	Train/Val/Test
ogbn-arxiv	169,323	1,166,243	128	40	55 / 17 / 28
ogbn-products	2,449,029	61,859,140	100	47	8 / 2 / 90
reddit	232,965	11,606,919	602	41	66 / 10 / 24

full-batch training and full-graph inference to improve accuracy results. We use a graph convolutional network (GCN) (Kipf and Welling 2016) and a graph attention network (GAT) (Veličković et al. 2017) as our baseline models. For ogbn-arxiv, ogbn-products, and Reddit inference and training is performed using neighborhood fanouts of 5,5, and 20 respectively. All methods are implemented using DGL (Wang et al. 2019) and PyTorch (Paszke et al. 2019). We report all results as $\mu \pm \sigma$ where the mean μ and standard deviation σ are computed over 10 runs for ogbn-arxiv and 5 runs for Reddit/ogbn-products. Results on small benchmark datasets (Cora/Citeseer/Pubmed) are presented in the appendix. Results are obtained using an AWS P3.16xlarge instance with 8 NVIDIA Tesla V100 GPUs.

Multiple Models vs Multiple Views

First, we compare the benefits of ensembling vs self-ensembling on the ogbn-arxiv and reddit datasets for both the GAT and GCN models to empirically motivate our consistency training method. We focus on the transductive setting for this comparison. On the ogbn-arxiv dataset we test a GCN model (Table 2). We observe that self-ensembling not only improves accuracy, but is actually competitive with model ensembling accuracy at inference time. We find similar results for a GAT model on ogbn-arxiv as well as both GCN and GAT models on reddit in the appendix.

Consistency Training Parameter Selection

Before we present our results on consistency training, we present a parameter sensitivity study. Hyperparameter selection is described in the Appendix. There are three model parameters that define our consistency training model: (1) number of views n , (2) weighting parameter α , and (3) sharpening temperature T_{con} . First we fix $n = 2$ and $T = 0.4$ to study the effects of varying α . The setting $T = 0.4$ mirrors prior work in unsupervised learning for image classification models (Berthelot et al. 2019; Xie et al. 2019). Figure 2a considers the performance of our models under different settings of α . The best α value for the GAT model is 5.0 and the best value for the GCN model is 1.0. In general we found that 0.1 – 5.0 is an effective range for α across models. We fix $\alpha = 2.0$ as compromise between the two models for our other parameter studies in this section. We continue with $n = 2, \alpha = 2.0$ and study the sensitivity of consistency training to the sharpening temperature parameter T_{con} . We observe from Figure 2b that the GAT model performs best with temperature $T = 0.4$, while the GCN model has comparable performance for $T \in \{0.2, 0.4, 0.6, 0.8\}$. Since $T = 0.4$ is also an acceptable setting for the GCN model, yielding the second best result, we fix this value for all

our experiments. Finally we observe from Figure 2c that increasing the number of views yields little to no benefit for either model.

For the ogbn-arxiv/Reddit/ogbn-products datasets we fix $T_{con} = 0.4, n = 2$, and sweep across the grid $\alpha \in \{0.05, 0.1, 0.2, 0.5, 1.0, 2.0, 5.0\}$ with two trials per setting to select α based on validation set accuracy, and then run the pre-specified number of trials to obtain our mean and standard deviation. We discuss parameter tuning for the small datasets in the Appendix.

Consistency Training vs Single-View Single-Model

In this section we demonstrate the benefits of consistency training. For each dataset we test the performance of our models on high and low label rates. In the high label rate setting we use all available training labels and in the low label rate setting we use 10% of available training labels. First, we report the results on ogbn-arxiv on a wide variety of architectures and label rates in Figure 3. We consider the inductive setting for three layer and two layer GCN and GAT models. We also test two label rate settings, 55% and 5.5%. The high label rate of 55% is the standard benchmark ogbn-arxiv label setting and the low label rate of 5.5% uses only 10% of the available training labels. We randomly subsample the 10% from the existing training labels for each low label rate run. We observe that consistency training improves results for all combinations of models and label rates. The gains are highest when label rates are low. Next, we report results on Reddit, our second-largest dataset in Figure 5. We observe from this experiment that consistency training improves performance most in the low-label setting, but provides modest gains for the GAT model in the full-label setting. Finally, we report results on our largest dataset, ogbn-products, in Figure 4. The default split for ogbn-products only includes the most popular 8%/2% of products (nodes) for training and validation respectively. This does not lead to a realistic inductive prediction task so we use the transductive setting for comparison. Again, our consistency training method performs best in the lowest label setting, improving both the GCN and GAT models. In the full-label setting (still at only 8% label rate) consistency training does not provide a significant boost in accuracy.

Consistency Training and Self-Ensembling

Next, we study the interaction between consistency training and self-ensembling in the inductive setting. Our reasoning from Section 4 leads us to believe that single-view consistency-trained models should be competitive with multi-view baseline models. In Table 3 we test this hypothesis by comparing ensembled/self-ensembled GAT-3 models trained without/with consistency training on ogbn-arxiv. The results

Table 2: ogbn-arxiv test accuracy, Ensemble vs Self-Ensembling, Transductive Setting, GCN-3 Fanout-5

Number of Views	Number of Models				
	1	2	3	4	5
1	70.23±0.27	70.38±0.32	70.70±0.27	70.71±0.22	70.81±0.13
2	70.78±0.26	71.03±0.32	71.10±0.24	71.29±0.17	71.26±0.11
3	71.03±0.29	71.22±0.30	71.18±0.40	71.39±0.27	71.44±0.15
4	70.93±0.39	71.37±0.34	71.54±0.20	71.45±0.25	71.38±0.17
5	71.02±0.33	71.49±0.17	71.37±0.31	71.51±0.21	71.58±0.09

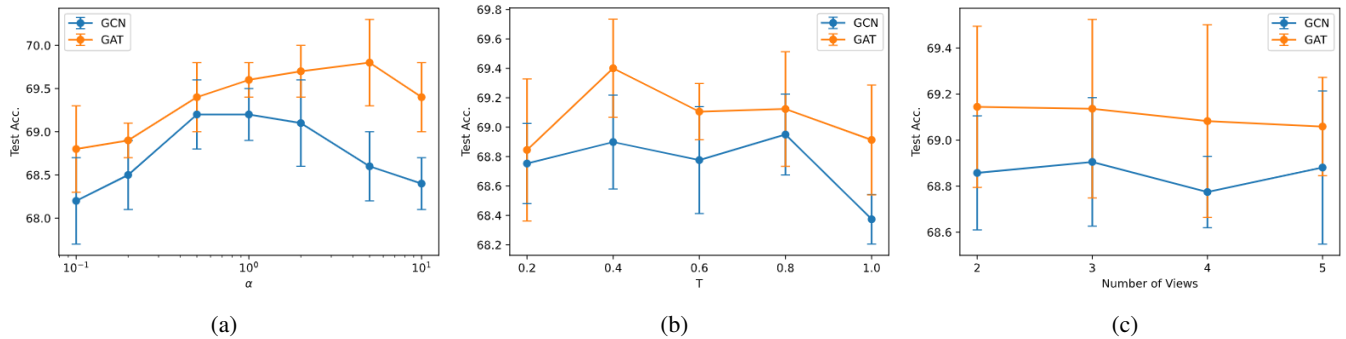


Figure 2: Parameter sensitivity studies for GCN-2 and GAT-2 models on ogbn-arxiv. Sensitivities to (a) consistency loss weight α , (b) sharpening temperature T , and (c) number of self-ensembed views n .

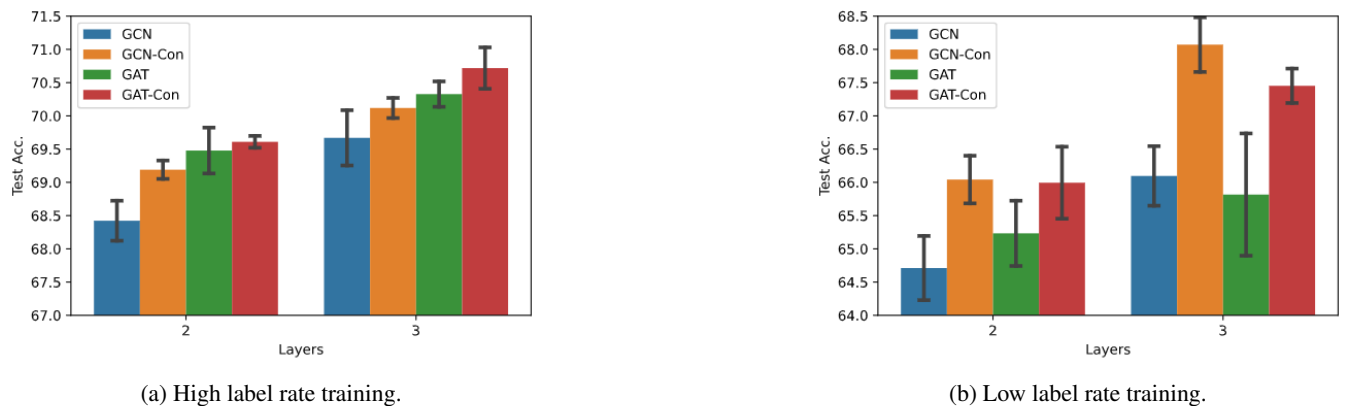


Figure 3: Inductive results on ogbn-arxiv using fanout-5 models for a range of models and label rates. (a) Results with 55% of labels used during training. (b) Results with 5.5% of labels used for training. “-Con” denotes consistency training. Error bars are one standard deviation.



Figure 4: Transductive results for fanout-5 GAT/GCN models on ogbn-products for a range of label rates. (a) Results with 8.0% of nodes in the training set. (b) Results with 0.8% of nodes in the training set.

Table 3: ogbn-arxiv test accuracy, Ensemble vs Self-Ensembling, Inductive Setting, GAT-3 Fanout-5. Results presented as without/with consistency training.

Number of Views	Number of Models				
	1	2	3	4	5
1	70.28±0.27 / 70.63±0.13	70.58±0.26 / 70.94±0.13	70.72±0.21 / 70.99±0.24	70.80±0.17 / 71.05±0.16	70.95±0.15 / 71.04±0.14
2	70.61±0.19 / 70.91±0.26	71.04±0.18 / 71.19±0.22	71.12±0.20 / 71.31±0.23	71.21±0.18 / 71.24±0.15	71.15±0.14 / 71.37±0.17
3	70.84±0.21 / 70.97±0.15	70.96±0.23 / 71.35±0.18	71.24±0.16 / 71.51±0.27	71.20±0.24 / 71.43±0.18	71.32±0.18 / 71.48±0.16
4	70.77±0.30 / 71.15±0.33	71.12±0.31 / 71.33±0.12	71.22±0.19 / 71.58±0.17	71.31±0.14 / 71.47±0.13	71.45±0.13 / 71.60±0.14
5	70.82±0.26 / 71.39±0.38	71.27±0.17 / 71.37±0.24	71.30±0.07 / 71.53±0.18	71.47±0.11 / 71.51±0.09	71.40±0.11 / 71.57±0.18

Table 4: ogbn-arxiv test accuracy, Ensemble vs Self-Ensembling, Inductive Setting, GCN-3 Fanout-5. Results presented as without/with consistency training.

Number of Views	Number of Models				
	1	2	3	4	5
1	69.67±0.60 / 70.12±0.15	70.22±0.24 / 70.40±0.11	70.31±0.28 / 70.44±0.13	70.30±0.24 / 70.45±0.07	70.55±0.28 / 70.49±0.10
2	70.21±0.59 / 70.68±0.11	70.68±0.27 / 70.79±0.18	70.94±0.12 / 70.92±0.10	71.00±0.25 / 70.95±0.05	70.91±0.17 / 70.97±0.13
3	70.40±0.62 / 70.82±0.16	70.86±0.36 / 71.05±0.09	71.11±0.26 / 71.09±0.07	70.91±0.26 / 71.15±0.13	71.09±0.25 / 71.14±0.06
4	70.60±0.55 / 70.91±0.14	70.91±0.47 / 71.08±0.10	71.00±0.23 / 71.17±0.08	71.13±0.27 / 71.22±0.09	71.26±0.24 / 71.24±0.06
5	70.79±0.47 / 70.96±0.20	71.04±0.32 / 71.16±0.06	71.23±0.20 / 71.26±0.09	71.24±0.22 / 71.25±0.07	71.20±0.25 / 71.26±0.08

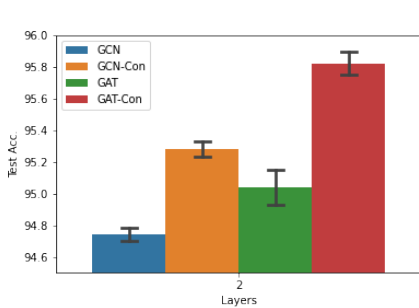


Figure 5: Inductive results on Reddit using fanout-20 models for a range of models with 6.6% of labels used for training.

in Table 3 demonstrate that consistency training achieves its goal of self-ensemble self-distillation. We can observe from the first column of Table 3 that the two-view self-ensembled standard model and the single-view consistency model achieve almost exactly the same accuracy (70.61 and 70.63). Additional results in Table 4 shows similar outcomes for the GCN model trained with consistency loss. The consistency model using n views can even outperform a standard model using $n+1$ views. In this subsection we focused on the inductive setting to demonstrate that when latency constraints exist, a model trained with consistency loss can outperform a model that requires $2\times$ as many forward passes.

6 Which Nodes are Improved?

In this section we investigate which node predictions are improved by our consistency training model. In Figure 6 we plot the test accuracy (y-axis) and the length of the shortest path from the target node to a node that has a training label (x-axis) to study which nodes in the test set have their predictions improved by the consistency training procedure. Figure 6 shows that the benefits of consistency training are distributed relatively evenly for both model types. This differs from fully unsupervised approaches on small graphs (Chen et al. 2020a) in which accuracy benefits are concentrated on nodes with

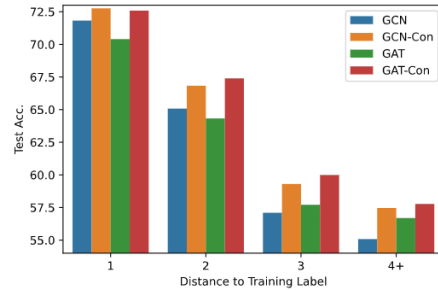


Figure 6: Comparison of ogbn-arxiv three layer model accuracy based on target node distance to a training label with label rate 5.5%. “Con” denotes consistency training.

high shortest path distance to a training label.

7 Discussion and Conclusion

In this paper we presented three methods to improve accuracy of node prediction tasks for graph neural networks: ensembling, self-ensembling, and consistency training. We demonstrated that self-ensembling, or ensembling across multiple neighborhood fanouts, produces predictions competitive with model ensembling. Based on this insight we introduced consistency training as a form of self-ensemble self-distillation during the training phase. We provided experiments demonstrating that consistency training enables single-view single models can capture the benefits of self-ensembling in a single forward pass. The two sources of novelty in this work are (1) self-ensembling and (2) scalable consistency training for GNNs. In (1) we identified a cheap source of increased accuracy at test time and demonstrated its performance across several datasets. Our consistency training method (2) provides a simple and scalable approach to integrate consistency training approaches with GNN training. Future work will investigate the benefits of consistency training in heterogeneous graph datasets and alternate tasks, i.e. link prediction.

References

- Berthelot, D.; Carlini, N.; Goodfellow, I.; Papernot, N.; Oliver, A.; and Raffel, C. 2019. Mixmatch: A holistic approach to semi-supervised learning. *arXiv preprint arXiv:1905.02249*.
- Caruana, R.; Niculescu-Mizil, A.; Crew, G.; and Ksikes, A. 2004. Ensemble selection from libraries of models. In *Proceedings of the twenty-first international conference on Machine learning*, 18.
- Chen, D.; Lin, Y.; Li, L.; Li, X. R.; Zhou, J.; Sun, X.; et al. 2020a. Distance-wise Graph Contrastive Learning. *arXiv preprint arXiv:2012.07437*.
- Chen, T.; Kornblith, S.; Norouzi, M.; and Hinton, G. 2020b. A simple framework for contrastive learning of visual representations. In *International conference on machine learning*, 1597–1607. PMLR.
- Chen, T.; Kornblith, S.; Swersky, K.; Norouzi, M.; and Hinton, G. 2020c. Big self-supervised models are strong semi-supervised learners. *arXiv preprint arXiv:2006.10029*.
- Chen, Y.; Bian, Y.; Xiao, X.; Rong, Y.; Xu, T.; and Huang, J. 2020d. On Self-Distilling Graph Neural Network. *arXiv preprint arXiv:2011.02255*.
- Cho, J. H.; and Hariharan, B. 2019. On the efficacy of knowledge distillation. In *Proceedings of the IEEE/CVF International Conference on Computer Vision*, 4794–4802.
- Feng, W.; Zhang, J.; Dong, Y.; Han, Y.; Luan, H.; Xu, Q.; Yang, Q.; Kharlamov, E.; and Tang, J. 2020. Graph Random Neural Networks for Semi-Supervised Learning on Graphs. *Advances in Neural Information Processing Systems*, 33.
- Grill, J.-B.; Strub, F.; Altché, F.; Tallec, C.; Richemond, P. H.; Buchatskaya, E.; Doersch, C.; Pires, B. A.; Guo, Z. D.; Azar, M. G.; et al. 2020. Bootstrap your own latent: A new approach to self-supervised learning. *arXiv preprint arXiv:2006.07733*.
- Hamilton, W. L.; Ying, R.; and Leskovec, J. 2017. Inductive representation learning on large graphs. *arXiv preprint arXiv:1706.02216*.
- He, K.; Fan, H.; Wu, Y.; Xie, S.; and Girshick, R. 2020. Momentum contrast for unsupervised visual representation learning. In *Proceedings of the IEEE/CVF Conference on Computer Vision and Pattern Recognition*, 9729–9738.
- Hinton, G.; Vinyals, O.; and Dean, J. 2015. Distilling the knowledge in a neural network. *arXiv preprint arXiv:1503.02531*.
- Hu, W.; Fey, M.; Zitnik, M.; Dong, Y.; Ren, H.; Liu, B.; Catasta, M.; and Leskovec, J. 2020. Open graph benchmark: Datasets for machine learning on graphs. *arXiv preprint arXiv:2005.00687*.
- Huang, Q.; He, H.; Singh, A.; Lim, S.-N.; and Benson, A. R. 2020. Combining Label Propagation and Simple Models Out-performs Graph Neural Networks. *arXiv preprint arXiv:2010.13993*.
- Kipf, T. N.; and Welling, M. 2016. Semi-supervised classification with graph convolutional networks. *arXiv preprint arXiv:1609.02907*.
- Lakshminarayanan, B.; Pritzel, A.; and Blundell, C. 2016. Simple and scalable predictive uncertainty estimation using deep ensembles. *arXiv preprint arXiv:1612.01474*.
- Paszke, A.; Gross, S.; Massa, F.; Lerer, A.; Bradbury, J.; Chanan, G.; Killeen, T.; Lin, Z.; Gimelshein, N.; Antiga, L.; et al. 2019. Pytorch: An imperative style, high-performance deep learning library. *arXiv preprint arXiv:1912.01703*.
- Pham, H.; Dai, Z.; Xie, Q.; Luong, M.-T.; and Le, Q. V. 2020. Meta pseudo labels. *arXiv preprint arXiv:2003.10580*.
- Rong, Y.; Huang, W.; Xu, T.; and Huang, J. 2019. DropeDge: Towards deep graph convolutional networks on node classification. *arXiv preprint arXiv:1907.10903*.
- Sohn, K.; Berthelot, D.; Li, C.-L.; Zhang, Z.; Carlini, N.; Cubuk, E. D.; Kurakin, A.; Zhang, H.; and Raffel, C. 2020. Fixmatch: Simplifying semi-supervised learning with consistency and confidence. *arXiv preprint arXiv:2001.07685*.
- Thakoor, S.; Tallec, C.; Azar, M. G.; Munos, R.; Veličković, P.; and Valko, M. 2021. Bootstrapped Representation Learning on Graphs. *arXiv preprint arXiv:2102.06514*.
- Veličković, P.; Cucurull, G.; Casanova, A.; Romero, A.; Lio, P.; and Bengio, Y. 2017. Graph attention networks. *arXiv preprint arXiv:1710.10903*.
- Verma, V.; Qu, M.; Lamb, A.; Bengio, Y.; Kannala, J.; and Tang, J. 2019. Graphmix: Regularized training of graph neural networks for semi-supervised learning. *arXiv preprint arXiv:1909.11715*.
- Wang, M.; Yu, L.; Zheng, D.; Gan, Q.; Gai, Y.; Ye, Z.; Li, M.; Zhou, J.; Huang, Q.; Ma, C.; et al. 2019. Deep Graph Library: Towards Efficient and Scalable Deep Learning on Graphs.
- Wang, Y.; Wang, W.; Liang, Y.; Cai, Y.; Liu, J.; and Hooi, B. 2020. Nodeaug: Semi-supervised node classification with data augmentation. In *Proceedings of the 26th ACM SIGKDD International Conference on Knowledge Discovery & Data Mining*, 207–217.
- Xie, Q.; Dai, Z.; Hovy, E.; Luong, M.-T.; and Le, Q. V. 2019. Unsupervised data augmentation for consistency training. *arXiv preprint arXiv:1904.12848*.
- Yan, B.; Wang, C.; Guo, G.; and Lou, Y. 2020. TinyGNN: Learning Efficient Graph Neural Networks. In *Proceedings of the 26th ACM SIGKDD International Conference on Knowledge Discovery & Data Mining*, 1848–1856.
- Yang, Y.; Qiu, J.; Song, M.; Tao, D.; and Wang, X. 2020. Distilling knowledge from graph convolutional networks. In *Proceedings of the IEEE/CVF Conference on Computer Vision and Pattern Recognition*, 7074–7083.
- Yang, Z.; Cohen, W.; and Salakhudinov, R. 2016. Revisiting semi-supervised learning with graph embeddings. In *International conference on machine learning*, 40–48. PMLR.
- You, Y.; Chen, T.; Wang, Z.; and Shen, Y. 2020. When does self-supervision help graph convolutional networks? In *International Conference on Machine Learning*, 10871–10880. PMLR.
- Yu, L.; Shen, J.; Li, J.; and Lerer, A. 2020. Scalable Graph Neural Networks for Heterogeneous Graphs. *arXiv preprint arXiv:2011.09679*.

Zhang, L.; Song, J.; Gao, A.; Chen, J.; Bao, C.; and Ma, K. 2019. Be your own teacher: Improve the performance of convolutional neural networks via self distillation. In *Proceedings of the IEEE/CVF International Conference on Computer Vision*, 3713–3722.

A Consistency Training on Small Graphs

While our motivation is to take advantage of neighborhood fanout, this setting does not apply to small graph GNN training. In the small graph setting the entire graph can be placed into GPU memory, and no neighborhood expansion is necessary. Instead of a neighborhood sampling-based self-ensembling procedure we generate consistency loss predictions by subsampling the entire graph (random node dropping). We generate predictions by

$$\hat{y}_i = g(v, \bar{\mathcal{G}}_i, \mathbf{X}) \text{ for } i = 1 \dots n, \bar{\mathcal{G}}_i \sim \mathcal{G}. \quad (1)$$

The only change is that we sample the entire graph $\bar{\mathcal{G}}_i$ rather than a neighborhood fanout $N^l(v)_i$. Despite this fact, we demonstrate in Section B that consistency training still provides an advantage on small graph GNN benchmarks. We hypothesize that the accuracy improvement we generate on small graphs (see Section B) is due to a regularization effect, rather than an ensembling benefit.

B Consistency Training Results on Small Graphs

Training and inference on small graph datasets is performed using the full graph, so self-ensembling across neighborhood expansions is not a useful approach to increase accuracy. In this setting our proposed consistency training method can still be applied, but we use a different source of stochasticity. We employ node dropping as a method of generating graph samples. We describe the datasets on which we test our method in Table 1. Our results on the three small citation datasets are shown in Table 2. For NodeAug and GRAND we report results from the previously published work. We select the regularization parameter $\alpha \in \{1.0, 5.0, 10.0, 15.0\}$ the node dropout rate from $\{0.05, 0.1, 0.2\}$, the GCN hidden unit size from $\{16, 32, 64\}$, and the number of GAT heads from $\{8, 16\}$. We run each parameter setting 10 times, select the configuration with the best validation accuracy, and run that setting for 100 repeats to generate our results. We re-implemented the GCN and GAT baselines to use as the backbone for our proposed method and took the reported results from GRAND and NodeAug. All means and deviations are reported over 100 runs.

Applying our method in the small dataset context with node dropping is equivalent to NodeAug with a simplified data augmentation scheme. NodeAug takes advantage of complex and independent data augmentations that are not practical in large-graph training. However the more advanced data augmentations employed by NodeAug outperform our method when the graph size is small.

C Additional Results: GNN Ensembling+Self-Ensembling

If our two sources of noise (model training re-runs and neighborhood sampling) are uncorrelated, then we expect combining both will yield increase benefits. We can average predictions over both multiple neighborhood expansions and

multiple ensemble models, leading to the final prediction

$$\hat{y} = \frac{1}{n_1 n_2} \sum_{i=1}^{n_1} \sum_{j=1}^{n_2} g_{\theta_i} \left(v, \overline{N^l(v)}_j, \mathbf{X} \right) \quad (2)$$

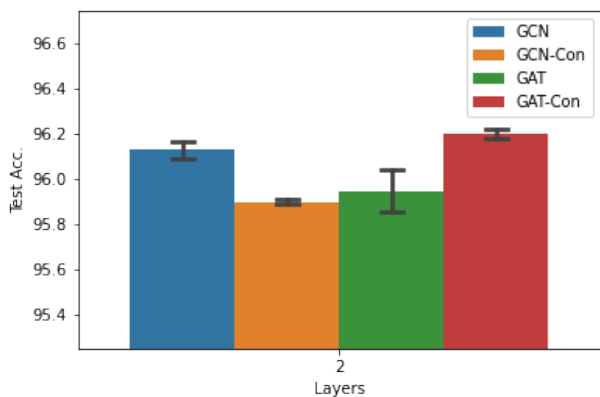
This approach incurs both the benefits and expenses of self-ensembling and ensembling. This approach is expensive during both the training and inference stages. However, as we demonstrate, this approach yields the highest accuracy. We provide additional results in this section on GAT models to demonstrate the effect of self-ensembling (Tables 3 and 4). We also provide results for the GCN model on the reddit dataset in Table 5.

D Additional Results: Consistency Training vs Single-View Single-Model

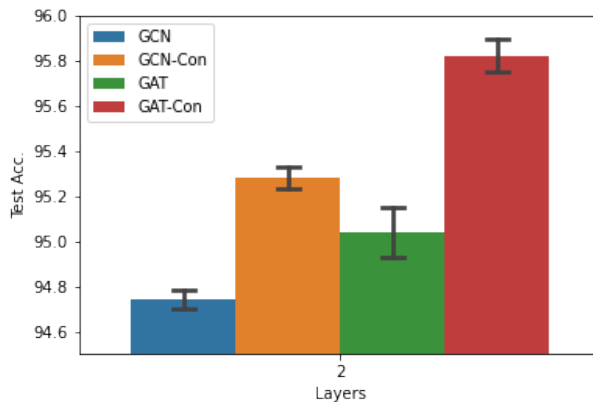
In this Figure 1 we present additional results from our consistency training procedure on the reddit dataset. These results confirms results from the main body, in which consistency training performs best when label rates are low.

Table 1: Small Dataset Characteristics

Name	Nodes	Edges	Features	Classes	Train/Val/Test
cora	2,708	10,556	1,433	7	5 / 18 / 37
citeseer	3,327	9,228	3,703	6	3 / 15 / 30
pubmed	19,717	88,651	500	3	0.3 / 3 / 5



(a) High label rate training.



(b) Low label rate training.

Figure 1: Inductive results on Reddit using fanout-20 models for a range of models and label rates. (a) Results with 66% of labels used during training. (b) Results with 6.6% of labels used for training.

Table 2: Small Dataset Results

Model	Method	Cora	Citeseer	Pubmed
GCN	baseline	81.0±0.7	70.1±0.8	79.3±0.5
GCN	GRAND (?)	84.5±0.3	74.2±0.3	80.0±0.3
GCN	NodeAug (?)	84.3±0.5	74.9±0.5	81.5±0.5
GCN	Ours	82.7±0.5	75.4±0.2	80.4±0.1
GAT	baseline	82.1±0.7	71.2±0.6	78.6±0.3
GAT	GRAND (?)	84.3±0.4	73.2±0.4	79.2±0.6
GAT	NodeAug(?)	84.8±0.2	75.1±0.5	81.6±0.6
GAT	Ours	82.8±0.5	74.3±0.5	79.0±0.4

Table 3: ogbn-arxiv test accuracy, Ensemble vs Self-Ensembling, Transductive Setting, GAT-3 Fanout 5

Number of Views	Number of Models				
	1	2	3	4	5
1	70.31±0.45	70.68±0.45	70.88±0.22	70.99±0.14	70.82±0.24
2	70.57±0.38	71.18±0.23	71.16±0.19	71.36±0.25	71.25±0.28
3	70.64±0.45	71.13±0.21	71.38±0.24	71.44±0.18	71.40±0.14
4	70.67±0.42	71.18±0.35	71.48±0.19	71.37±0.24	71.31±0.36
5	70.72±0.44	71.37±0.31	71.43±0.20	71.57±0.17	71.59±0.12

Table 4: Reddit Test Accuracy, Ensemble vs Self-Ensembling, Transductive, GAT-2 Fanout 20

Number of Views	Number of Models				
	1	2	3	4	5
1	96.26±0.08	96.48±0.11	96.53±0.04	96.56±0.06	96.57±0.06
2	96.46±0.05	96.65±0.11	96.71±0.06	96.76±0.04	96.75±0.02
3	96.53±0.07	96.71±0.11	96.74±0.08	96.81±0.04	96.81±0.03
4	96.60±0.04	96.73±0.06	96.80±0.04	96.82±0.04	96.84±0.03
5	96.59±0.07	96.74±0.06	96.79±0.04	96.83±0.04	96.85±0.03

Table 5: Reddit Test Accuracy, Ensemble vs Self-Ensembling, Transductive, GCN-2 Fanout 20

Number of Views	Number of Models				
	1	2	3	4	5
1	96.14±0.03	96.27±0.10	96.36±0.06	96.41±0.02	96.39±0.05
2	96.31±0.05	96.44±0.06	96.53±0.03	96.52±0.08	96.53±0.02
3	96.36±0.03	96.47±0.07	96.56±0.01	96.56±0.01	96.58±0.01
4	96.37±0.04	96.50±0.01	96.55±0.02	96.61±0.03	96.61±0.03
5	96.41±0.03	96.44±0.04	96.56±0.02	96.60±0.01	96.62±0.02