

A VARIATIONAL PRINCIPLE FOR GAUSSIAN LATTICE SUMS

LAURENT BÉTERMIN, MARKUS FAULHUBER, AND STEFAN STEINERBERGER

ABSTRACT. We consider a two-dimensional analogue of Jacobi theta functions and prove that, among all lattices $\Lambda \subset \mathbb{R}^2$ with fixed density, the minimal value is maximized by the hexagonal lattice. This result can be interpreted as the dual of a 1988 result of Montgomery who proved that the hexagonal lattice minimizes the maximal values. Our inequality resolves a conjecture of Strohmer and Beaver about the operator norm of a certain type of frame in $L^2(\mathbb{R})$. It has implications for minimal energies of ionic crystals studied by Born, the geometry of completely monotone functions and a connection to the elusive Landau constant.

1. INTRODUCTION

1.1. Main Result. The purpose of this paper is to characterize optimizers for a variational problem with applications in various fields. Let Λ be a lattice in \mathbb{R}^2 and consider the function

$$(1.1) \quad E_\Lambda(z; \alpha) = \sum_{\lambda \in \Lambda} e^{-\pi\alpha|\lambda+z|^2} \quad z \in \mathbb{R}^2, \alpha > 0.$$

The function $E_\Lambda(z; \alpha)$ is simply the sum of (scaled) Gaussians centered at the points given by a (shifted) lattice: it may thus be understood as the two-dimensional analogue of the Jacobi theta functions. Given the fundamental nature of this object, the function $E_\Lambda(z; \alpha)$ naturally arises in many different areas of mathematics. In this paper, we will be concerned with minimizing and maximizing the function $E_\Lambda(z; \alpha)$.

Theorem (Montgomery, 1988). *Among all lattices $\Lambda \subset \mathbb{R}^2$ with fixed density,*

$$\max_{z \in \mathbb{R}^2} E_\Lambda(z; \alpha) \quad \text{is minimized}$$

if and only if Λ is the hexagonal lattice Λ_2 .

Montgomery's result has had a series of implications (some of which are detailed in sections 1.2 – 1.6 and Section 2). Our main result resolves the corresponding dual problem.

Main Result. *Among all lattices $\Lambda \subset \mathbb{R}^2$ with fixed density,*

$$\min_{z \in \mathbb{R}^2} E_\Lambda(z; \alpha) \quad \text{is maximized}$$

if and only if Λ is the hexagonal lattice Λ_2 .

One nice aspect of Montgomery's result is that the maximum is assumed in a lattice point; in contrast, we have relatively little control over the point z in which the minimum is assumed which makes the proof significantly harder. One important consequence of our Main

Key words and phrases. Heat Kernel, Hexagonal Lattice, Lattice Theta Functions, Landau Constant.

L.B. was supported by the Austrian Science Fund (FWF) and the German Research Foundation (DFG) through the joint project FR 4083/3-1/I 4354 during his stay in Vienna. M.F. was supported by the Austrian Science Fund (FWF) projects TAI-6 and P-33217. S.S. was partially supported by the NSF (2123224) and the Alfred P. Sloan Foundation. The authors thank Karlheinz Gröchenig for helpful feedback.

Result, (which we re-state as Theorem 2.1 below) is that the hexagonal lattice maximizes the minimum while *simultaneously* minimizing the maximum of E_Λ (the latter being due to Montgomery). We expect this to be a very rare property. It reaffirms the special role that the hexagonal lattice Λ_2 plays for variational problems in \mathbb{R}^2 . Baernstein [3] established that the minimum of E_{Λ_2} is always attained in the circumcenter.

Theorem (Baernstein, 1997). *Let Λ_2 denote the hexagonal lattice. Then, for all $\alpha > 0$,*

$$E_{\Lambda_2}(z; \alpha) = \sum_{\lambda \in \Lambda_2} e^{-\pi\alpha|\lambda+z|^2}$$

assumes its minimum at the circumcenter of the fundamental triangle of Λ_2 .

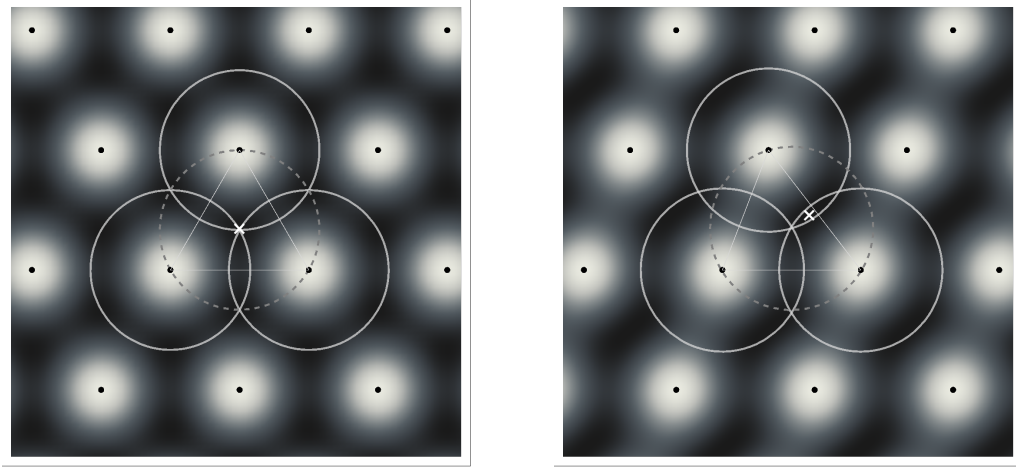


Figure 1. The hexagonal lattice Λ_2 (left) and a non-hexagonal, non-rectangular lattice (right), each with 3 covering circles centered at lattice points. For $E_{\Lambda_2}(z; \alpha)$ the minimum among all z is attained exactly at the circumcenter for all $\alpha > 0$ and the closest lattice points are a covering radius away. For general lattices, the minimum of $E_\Lambda(z; \alpha)$, marked by \times , is “close” to the circumcenter and varies with α .

We will now quickly survey some of the consequences of our main result in sections 1.2 – 1.6. These implications, along with their formal statements, are then discussed at a greater level of detail in Section 2. We emphasize that due to the universality of Gaussian lattice sums and its wide applicability in different areas of mathematics, it stands to reason that our result has many more implications, not just the ones listed below.

1.2. The Strohmer-Beaver Conjecture. A conjecture from functional analysis, posed the latest in 2003 by Strohmer and Beaver [73], asks for extremal spectra of certain self-adjoint operators S_Λ , acting on $L^2(\mathbb{R})$ by the rule

$$S_\Lambda f = \sum_{\lambda \in \Lambda} \langle f, \varphi_\lambda \rangle \varphi_\lambda, \quad \text{where} \quad \varphi_\lambda(t) = e^{2\pi i \lambda_2 t} e^{-\pi(t-\lambda_1)^2}, \quad \lambda = (\lambda_1, \lambda_2).$$

These operators arise from structured function systems and are of importance in applications [39, 40, 78] and quantum mechanics [36, 44]. Denoting the spectral bounds of S_Λ by A_Λ and B_Λ , we have the following two-sided operator inequality

$$A_\Lambda \mathbf{I} \leq S_\Lambda \leq B_\Lambda \mathbf{I}, \quad \text{with} \quad \|S_\Lambda\|_{L^2 \rightarrow L^2} = B_\Lambda, \quad \|S_\Lambda^{-1}\|_{L^2 \rightarrow L^2} = A_\Lambda^{-1}.$$

It turns out (for the details see [30, 52]) that

$$A_\Lambda = \min_{z \in \mathbb{R}^2} \text{vol}(\Lambda)^{-1} \sum_{\lambda^\circ \in \Lambda^\circ} e^{-\frac{\pi}{2}|\lambda^\circ|^2} e^{2\pi i \sigma(\lambda, z)},$$

$$B_\Lambda = \max_{z \in \mathbb{R}^2} \text{vol}(\Lambda)^{-1} \sum_{\lambda^\circ \in \Lambda^\circ} e^{-\frac{\pi}{2}|\lambda^\circ|^2} e^{2\pi i \sigma(\lambda, z)}$$

where $\sigma(\cdot, \cdot)$ denotes the standard (skew-symmetric) symplectic form and Λ° is the symplectic dual lattice (see Section B). These are exactly the Gaussian lattice sums under consideration (formulated somewhat differently). Montgomery's result (see [31]) implies that B_Λ is minimized when Λ is the hexagonal lattice. A 1995 conjecture of Le Floch, Alard and Berrou [41] suggested that the extremal lattice (among all lattices with fixed density) minimizing the ratio B_Λ/A_Λ is the square lattice. In 2003, Strohmer and Beaver disproved this conjecture and asked whether the extremal lattice may be given by the hexagonal lattice [73]. Our main result now implies that A_Λ is maximized when Λ is the hexagonal lattice. This, in particular, implies the correctness of the Strohmer-Beaver conjecture.

1.3. Heat kernels on tori. Our result has an immediate application to the geometry of the heat kernel on flat tori. Consider the 2-dimensional torus $\mathbb{T}_\Lambda = \mathbb{R}^2/\Lambda$ of fixed surface area 1. It can be seen as the 2-dimensional standard torus with a flat metric induced by the lattice Λ . Using our result, we can affirm a conjecture raised in [35], closely related to the problem posed by Baernstein in 1997 [3]. Our main result implies that among all tori \mathbb{T}_Λ the minimal temperature of the heat distribution is maximized by the hexagonal torus \mathbb{T}_{Λ_2} .

1.4. Completely monotone interaction potentials. The special role of the Gaussian allows for an immediate extension of our main result to all completely monotone interaction kernels (compare with [24]). Let $p : \mathbb{R}_+ \rightarrow \mathbb{R}_+$ be a completely monotone function (a potential) with sufficiently fast decay. We note that this includes all the usual Riesz interaction kernels $p(|r|^2) = r^{-s}$. Among all lattices Λ with the same (co-)volume as Λ_2 , we have that

$$\min_{z \in \mathbb{R}^2} \sum_{\lambda \in \Lambda} p(|\lambda + z|^2) \quad \text{is maximized}$$

if and only if Λ is the hexagonal lattice.

1.5. Born's problem for optimal charges on a lattice. Another related problem in mathematical physics is the so-called "Born Conjecture" dating back to work of Max Born [15] from 1921: Born asks about the *minimal charge configuration* on a given lattice Λ for completely monotone interactions. This results in the energy of an ionic crystal and has been connected to $E_\Lambda(z; \alpha)$, defined by (1.1), by one of the authors and Knüpfer [11]. Our result implies that the hexagonal lattice maximizes the ionic crystal energy of minimum charge.

1.6. A problem of Landau. The problem of determining the value of Landau's constant [55] is a wide open problem from geometric function theory and dates back to 1929. Consider a holomorphic map f from the complex (open) unit disk \mathbb{D} to the complex plane with

$$f : \mathbb{D} \rightarrow \mathbb{C}, \quad |f'(0)| = 1.$$

The open question is to find the largest disc which can always be placed in the image of any such function f : the largest such radius is known as the Landau constant \mathcal{L} . It is known that

$$\frac{1}{2} < \mathcal{L} \leq \mathcal{L}_{\Lambda_2} = \frac{\Gamma(\frac{1}{3})\Gamma(\frac{5}{6})}{\Gamma(\frac{1}{6})} \approx 0.543259\dots,$$

where the (non-strict) lower bound is due to Ahlfors [1]. This lower bound was seemingly shown to be strict by Pommerenke [65], but the article contained a flaw discovered by Yanagihara [79]. The lower bound has then further been improved to $\frac{1}{2} + 10^{-335}$ [80] and $\frac{1}{2} + 10^{-8}$ [20]. The upper bound is due to a 1943 construction of Rademacher [66]. The same upper bound has earlier been established by Robinson (1938, unpublished). It is widely assumed that Rademacher's upper bound is sharp and, hence, gives the true value of Landau's constant.

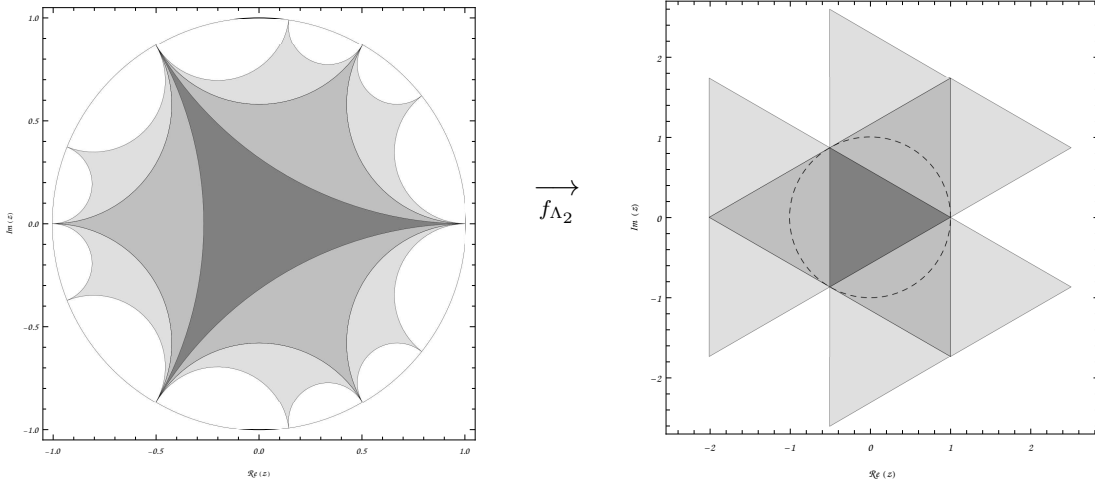


Figure 2. The map f_{Λ_2} sends the triangular tessellation of the hyperbolic disc to the triangular tessellation of the complex plane. The (shifted) lattice points become branching points of infinite order and are, hence, not in the image $f_{\Lambda_2}(\mathbb{D})$. The dashed circle line is the boundary of the largest (open) disc that can be placed in the image $f_{\Lambda_2}(\mathbb{D})$.

The connection to our result is as follows: First, Rademacher's example is the universal covering map $f_{\Lambda_2} : \mathbb{D} \rightarrow \mathbb{C} \setminus \Lambda_2$ of the complex plane minus a (shifted) hexagonal lattice Λ_2 . The largest disc that can be placed in $\mathbb{C} \setminus \Lambda_2$ has the covering circle centered at a deep hole as boundary (see Figure 2). Second, if, for the quite canonical choice $\alpha = 1$, we set

$$\min_{z \in \mathbb{R}^2} E_{\Lambda_2}(z; 1) = \mathcal{A}_{\Lambda_2} \approx 0.920371\dots,$$

then we know by the results in [35] that

$$\mathcal{L}_{\Lambda_2} \mathcal{A}_{\Lambda_2} = \frac{1}{2}.$$

This fact also holds for the product of the respective constants if we replace Λ_2 by \mathbb{Z}^2 in the respective formulas [29, 35]. Since $\min_z E_{\mathbb{Z}^2}(z; 1) \leq \min_z E_{\Lambda_2}(z; 1)$ it follows that $\mathcal{L}_{\mathbb{Z}^2} \geq \mathcal{L}_{\Lambda_2}$.

2. THE RESULTS

2.1. The Main Result. Our main result can be formulated either for shifted or modulated Gaussians on lattices. The equivalence follows from the Poisson summation formula. We will now re-state our main result in its simplest possible form and then discuss some of its implications in subsequent sections. Other (equivalent) formulations of the main result appear throughout the paper.

Theorem 2.1 (Main Result). *Among all lattices $\Lambda \subset \mathbb{R}^2$ with fixed density,*

$$\min_{z \in \mathbb{R}^2} E_\Lambda(z; \alpha) \quad \text{is maximized}$$

if and only if Λ is the hexagonal lattice Λ_2 .

The main difficulty in establishing the result is that we have very little control over the point z in which the minimum of $E_\Lambda(z; \alpha)$ is being assumed: whenever the lattice comes from a root system, i.e., has nice symmetries, then the minimum is assumed in a point inheriting these symmetries. However, there does not seem to be a general simple closed-form expression.

2.2. The Strohmer-Beaver Conjecture. We quickly summarize the setup: given a lattice Λ and the Fourier invariant Gaussian $\varphi(t) = 2^{1/4} e^{-\pi t^2}$, $\|\varphi\|_{L^2} = 1$, we may associate lattice points $\lambda \in \Lambda$ with a time-frequency shift $\pi(\lambda)$ acting on φ via

$$\pi(\lambda)\varphi(t) = e^{2\pi i \omega t} \varphi(t - x), \quad \lambda = (x, \omega).$$

For general $g \in L^2(\mathbb{R})$, function systems of the form $\mathcal{G}(g, \Lambda) = \{\pi(\lambda)g \mid \lambda \in \Lambda\}$ are called Gabor systems, due to the seminal work of Gabor [43], who studied such systems with the Gaussian on the von Neumann lattice as early as 1946. However, these systems had already been studied earlier by von Neumann himself [63]. It is known that, under some assumptions, such time-frequency shifts of φ can accurately reconstruct functions in $L^2(\mathbb{R})$: a quantified version of this statement is the inequality (see [21, 47, 49])

$$(2.1) \quad A_\Lambda \|f\|_{L^2}^2 \leq \sum_{\lambda \in \Lambda} |\langle f, \pi(\lambda)\varphi \rangle|^2 \leq B_\Lambda \|f\|_{L^2}^2, \quad \forall f \in L^2(\mathbb{R}).$$

For the Gaussian φ the necessary and sufficient assumptions on Λ (as well as general point sets) have been worked out in the celebrated articles of Lyubarskii [58] and Seip and Wallsten [68, 69]. As already mentioned, the above inequality is an inequality for the associated self-adjoint operator S_Λ , which acts on $L^2(\mathbb{R})$ by

$$S_\Lambda f = \sum_{\lambda \in \Lambda} \langle f, \pi(\lambda)\varphi \rangle \pi(\lambda)\varphi.$$

Determining the exact bounds in (2.1) is a highly non-trivial problem, as one has to test for the entire Hilbert space $L^2(\mathbb{R})$ and there are only few rigorous results in this direction. The operator S_Λ , however, is the composition $S_\Lambda = D_\Lambda C_\Lambda$ of the operators

$$\begin{aligned} C_\Lambda : L^2(\mathbb{R}) &\rightarrow \ell^2(\Lambda) & f &\mapsto (\langle f, \pi(\lambda)\varphi \rangle)_{\lambda \in \Lambda}, \\ D_\Lambda : \ell^2(\Lambda) &\rightarrow L^2(\mathbb{R}) & (c_\lambda)_{\lambda \in \Lambda} &\mapsto \sum_{\lambda \in \Lambda} c_\lambda \pi(\lambda)\varphi. \end{aligned}$$

By considering the operator $T_\Lambda : \ell^2(\Lambda) \rightarrow \ell^2(\Lambda)$, $T_\Lambda = C_\Lambda D_\Lambda$ instead, Janssen [52] was able to exactly compute the values A_Λ and B_Λ for rectangular lattices with $\text{vol}(\Lambda)^{-1} \in \mathbb{N}$. In this case the operator T_Λ has a Laurent structure, i.e., it is constant along diagonals. For

$\text{vol}(\Lambda)^{-1}$ odd, the diagonals have alternating signs, which is not the case for $\text{vol}(\Lambda)^{-1}$ even (all signs are positive). The reason is that the unitary operators $\pi(\lambda)$ are only closed under composition after adding a unitary phase (see Section B). More generally, for $\text{vol}(\Lambda)^{-1} = p/q$, $\gcd(p, q) = 1$ the operator T_Λ has a block Laurent structure with blocks of size $q \times q$, which makes this case even harder to treat. Assuming now $\text{vol}(\Lambda)^{-1} \in 2\mathbb{N}$, we can use the theory of Toeplitz matrices and Laurent operators (see [17]). In this case, the spectral bounds of the operator are given by the minimal and maximal value of a Fourier series with coefficients obtained from the diagonal entries. Therefore (compare [52] and see [30] for the specific result we use here) we obtain

$$A_\Lambda = \min_{z \in \mathbb{R}^2} \text{vol}(\Lambda)^{-1} \sum_{\lambda \in \Lambda} e^{-\frac{\pi}{2}|\lambda|^2} e^{2\pi i \sigma(\lambda, z)},$$

$$B_\Lambda = \max_{z \in \mathbb{R}^2} \text{vol}(\Lambda)^{-1} \sum_{\lambda \in \Lambda} e^{-\frac{\pi}{2}|\lambda|^2} e^{2\pi i \sigma(\lambda, z)}.$$

Then Montgomery's result implies that B_Λ is minimized when Λ is the hexagonal lattice (see also [31]). The behavior of A_Λ has not been analyzed until now. The above named conjecture of Le Floch, Alard and Berrou [41] from 1995 suggested that the extremal lattice minimizing the ratio B_Λ/A_Λ might be the square lattice. This was disproved by Strohmer and Beaver [73] in 2003. Numerically they showed that the hexagonal lattice yields a smaller ratio. Then, they asked whether the extremal lattice may be given by the hexagonal lattice [73]. We are now able to confirm this conjecture.

Corollary 2.2 (The Strohmer-Beaver Conjecture). *Among all lattices $\Lambda \subset \mathbb{R}^2$ with fixed even density, B_Λ/A_Λ is minimized by the hexagonal lattice.*

In fact, in [73] Strohmer and Beaver stated the conjecture specifically for $\text{vol}(\Lambda)^{-1} = 2$. For this case they showed that the ratio $B_{\mathbb{Z}^2}/A_{\mathbb{Z}^2} = \sqrt{2}$ and observed that $B_{\Lambda_2}/A_{\Lambda_2} \approx 1.2599$. The exact value, as conjectured in [73], is $\sqrt[3]{2}$ [31]. Over the years it has become folklore that the hexagonal lattice minimizes B_Λ/A_Λ among all densities. This is a daring statement, as in the block operator case, there are algebraic dependencies of the lattice theta functions with competing minimums and maximums. However, numerically the conjecture passes all tests.

2.3. The heat kernel problem. Baernstein suggested to study heat kernels on flat tori $\mathbb{T}_\Lambda = \mathbb{R}^2/\Lambda$ of fixed covering radius in order to solve Landau's problem [2, 3, 5]. In [35] a conjecture was raised that if the surface area is fixed instead, the minimal temperature should be maximal only for the hexagonal torus. It is well-known that the eigenvalues of the Laplace-Beltrami operator Δ_Λ on \mathbb{T}_Λ (with appropriately chosen sign) are given by $\kappa_\lambda = 4\pi^2|\lambda^\perp|^2$, where $\lambda^\perp \in \Lambda^\perp$ is an element of the dual lattice. The eigenfunctions are the complex exponentials $e_\lambda(z) = e^{2\pi i \lambda^\perp \cdot z}$, $z \in \mathbb{T}_\Lambda$ and the dot \cdot denotes the Euclidean inner product. The heat kernel on \mathbb{T}_Λ is thus given by (see, e.g., [46])

$$k_\Lambda(z_1, z_2; t) = \sum_{\lambda \in \Lambda} e^{-\kappa_\lambda t} e_\lambda(z_1) \overline{e_\lambda(z_2)}, \quad t > 0, z_1, z_2 \in \mathbb{T}_\Lambda.$$

After a simplification ($z_1 - z_2 = z \in \mathbb{T}_\Lambda$), this can explicitly be written as

$$k_\Lambda(z; t) = \sum_{\lambda^\perp \in \Lambda^\perp} e^{-4\pi^2 t |\lambda^\perp|^2} e^{2\pi i \lambda^\perp \cdot z}.$$

Thus, for each torus \mathbb{T}_Λ of unit area we consider the heat equation

$$\begin{cases} \Delta_\Lambda u(z; t) - \partial_t u(z; t) = 0, & t > 0 \\ u(z; 0) = \delta_0 \end{cases}$$

and note that k_Λ is the fundamental solution to the above equation. Now, we define the lower and upper temperature bounds

$$A_\Lambda(t) = \min_{z \in \mathbb{T}_\Lambda} k_\Lambda(z; t) \quad \text{and} \quad B_\Lambda(t) = \max_{z \in \mathbb{T}_\Lambda} k_\Lambda(z; t).$$

By the Poisson summation formula we have

$$k_\Lambda(z; t) = \sum_{\lambda^\perp \in \Lambda^\perp} e^{-4\pi^2 t |\lambda^\perp|^2} e^{2\pi i \lambda^\perp \cdot z} = \frac{1}{4\pi t} \sum_{\lambda \in \Lambda} e^{-\frac{1}{4t} |\lambda + z|^2} = \frac{1}{4\pi t} E\left(z; \frac{1}{4\pi t}\right).$$

Thus, by Montgomery's result with ours we know that the hexagonal torus has the lowest upper temperature while at the same time having the largest lower temperature.

2.4. Completely monotone interaction potentials. Thanks to the fundamental nature of the Gaussian, our result immediately extends to large classes of interaction energies. For p completely monotone, we consider the p lattice sum, defined by

$$E_{p,\Lambda}(z) = \sum_{\lambda \in \Lambda} p(|\lambda + z|^2).$$

We also recall the Bernstein-Widder theorem which provides an alternative characterization of completely monotone functions [6, 77].

Theorem (Bernstein-Widder). *Let $p : \mathbb{R}_+ \rightarrow \mathbb{R}_+$ and $(-1)^n p^{(n)}(r) \geq 0$, $n \in \mathbb{N}$, i.e., p is completely monotone. Then, p is the Laplace transform of a non-negative Borel measure μ_p*

$$(2.2) \quad p(r) = \int_0^\infty e^{-r\alpha} d\mu_p(\alpha).$$

The physically important class of Riesz potentials is obtained by

$$\frac{1}{r^s} = \int_0^\infty e^{-\alpha r^2} \frac{\alpha^{\frac{s}{2}-1}}{\Gamma(\frac{s}{2})} d\alpha,$$

where Γ is the usual Gamma-function (compare [24]). The Riesz-potential lattice sums then result in the shifted Epstein zeta functions. From this, it follows that the Epstein zeta function times the Gamma function is the Mellin transform of the theta function (see also [54] and [61]). As a consequence, we obtain the following corollary.

Corollary 2.3. *For all lattices Λ in \mathbb{R}^2 with the same volume as Λ_2 and for all completely monotone potentials p with $p(r) = \mathcal{O}(r^{-\frac{1}{2}-\varepsilon})$, $\varepsilon > 0$, we have*

$$\min_{z \in \mathbb{R}^2} \sum_{\lambda \in \Lambda} p(|\lambda + z|^2) \quad \text{is maximized}$$

by the hexagonal lattice Λ_2 .

The decay condition ensures that the terms appearing in $E_{p,\Lambda}$ are absolutely summable and that we may interchange summation and integration. Corollary 2.3 still holds if p is not decaying sufficiently fast. However, in this case some regularization method, such as the Ewald summation, needs to be applied (see, e.g., [11]). Corollary 2.3 contains a dual statement to [19], [26], [67] about shifted Epstein zeta functions.

2.5. Born's problem for optimal charges on a lattice. The goal is to find the N -periodic (in all directions) distribution of charges $\varepsilon = \{\varepsilon_x\}_{x \in \Lambda}$ where $\Lambda \subset \mathbb{R}^d$, satisfying certain conditions on finite sub-lattices of size $N \times \dots \times N$ (see Figure 3). We call these sub-lattices the periodicity cell K_N . We define

$$\|\varepsilon\|_{K_N}^2 = \sum_{y \in K_N} |\varepsilon_y|^2.$$

The constraints on ε are

$$\|\varepsilon\|_{K_N}^2 = N^d \quad \text{and} \quad \sum_{y \in K_N} \varepsilon_y = 0 \quad (\text{neutrality assumption}).$$

The task is, for a given interaction potential p , to minimize the charge energy per point:

$$(2.3) \quad E_{p,\Lambda}[\varepsilon] = \frac{1}{N^d} \sum_{x \in \Lambda} \sum_{y \in K_N} \varepsilon_x \varepsilon_y p(|x - y|^2).$$

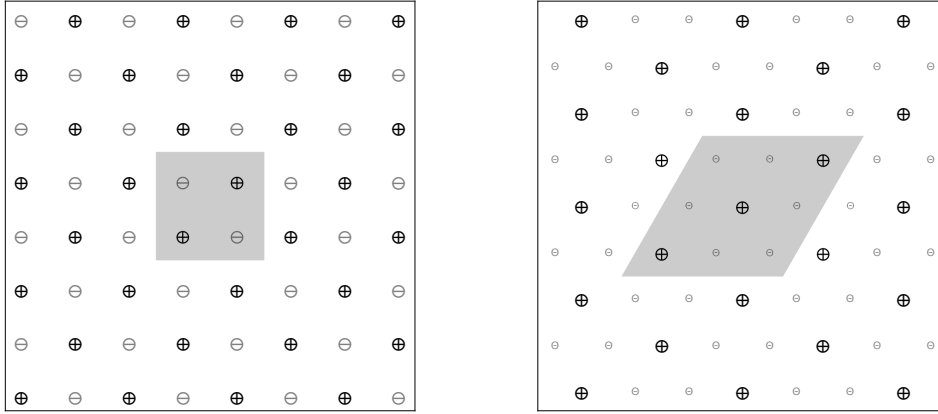


Figure 3. Minimal charged ionic crystals for the square lattice (left) and the hexagonal lattice (right). The periodicity cell contains 4, respectively, 9 charged ions. In the square lattice, we find alternating charges (Born's conjecture) whereas in the hexagonal lattice, the negative charges form a honeycomb structure and have only half the weights of the positive charges.

For lattice energies of type (2.3) we can use the result [11] and a combination of Baernstein's Theorem, the Bernstein-Widder Theorem and Theorem 2.1 to obtain Corollary 2.4.

Corollary 2.4. *Let p be a completely monotone function. Among lattices $\Lambda \subset \mathbb{R}^2$ with fixed density,*

$$\min_{\varepsilon} E_{p,\Lambda}[\varepsilon] \quad \text{is maximized}$$

if and only if Λ is the hexagonal lattice Λ_2 , where the minimum is taken over all $N \geq 1$ and all N -periodic charge distributions satisfying $\|\varepsilon\|_{K_N}^2 = N^d$.

It has been shown in [11] that, when $\Lambda = \Lambda_2$ is a hexagonal lattice, the minimizer of E_{p,Λ_2} is the honeycomb-like structure ε_{opt} (see Figure 3), by using Baernstein Theorem 1.1. For

$m_1, m_2 \in \mathbb{Z}$, $\varepsilon_{\text{opt}}(\Lambda_2)$ can explicitly be defined by the spanning vectors of the hexagonal lattice

$$\varepsilon_{\text{opt}}(Cm_1(1, 0) + Cm_2(1/2, \sqrt{3}/2)) = \begin{cases} \sqrt{2}, & m_2 - m_1 \equiv 0 \pmod{3} \\ -1/\sqrt{2}, & \text{else,} \end{cases}$$

where $C = 2^{1/2} 3^{-1/4}$ normalizes the vectors such that $\text{vol}(\Lambda_2) = 1$. Therefore, our result shows that this honeycomb-like charge distribution ε_{opt} reaches uniquely the maximal energy among two-dimensional lattices with charge ground states with respect to Born's problem. Lattice sums of type (2.3) appear in the calculation of numerous quantities in physics and chemistry [16], including the Ewald constant [28] corresponding to the alternation of charges ± 1 on the cubic lattice \mathbb{Z}^3 . Furthermore, knowing the most stable (in terms of energy) ionic crystal structures is of high importance, see for instance [8, 13] and the references therein.

2.6. The Landau constant. We recall the following theorem of Landau [55].

Theorem (Landau, 1929). *Let $f: \mathbb{D} \rightarrow \mathbb{C}$ be holomorphic and $|f'(0)| = 1$. Then, there exists an absolute constant $\mathcal{L} > 0$ such that a disc $D_{\mathcal{L}}$ of radius \mathcal{L} is contained in the image $f(\mathbb{D})$.*

The problem is to find the precise value of the Landau constant \mathcal{L} . By $\ell(f)$ we denote the radius of the largest disc in $f(\mathbb{D})$:

$$(2.4) \quad \ell(f) = \sup\{r \in \mathbb{R}_+ \mid D_r \subset f(\mathbb{D}), f \text{ as above}\}$$

Then

$$\mathcal{L} = \inf\{\ell(f) \mid f \text{ as above}\}.$$

The absolute constant \mathcal{L} is known as Landau's constant and its solution is conjectured to have been found by Rademacher [66] in 1943 and comes from the universal covering map of the once-punctured hexagonal torus. Due to the findings in [35], we believe that our result could be of some relevance for finding the value of \mathcal{L} or at least has some connection to this problem. The problem of determining the exact value of the absolute constant \mathcal{L} , described above as Landau's constant, can be seen as a holomorphic packing problem, as we want to pack a disc of a given size into $f(\mathbb{D})$. As described e.g., in [5], it is enough to focus on a specific class of functions, which we call \mathcal{U} . The class \mathcal{U} contains all universal covering maps of \mathbb{D} onto $\mathbb{C} \setminus \Gamma$, where Γ is a discrete subset of \mathbb{C} . Also, the problem is invariant under scaling, translation and rotation as for

$$h(z) = c f(az) + b, \quad a, b, c \in \mathbb{C}, \quad |a| = 1, \quad |c| > 0,$$

we have $|h'(0)| = |c| |f'(0)|$, and the scaling factor $|c|$ enters the problem linearly. These invariance properties are also stated in [3]. Hence, the assumption $f(0) = 0$ and $a = c = 1$ can be made, which does however not change the problem. After reducing the problem to discrete sets $\Gamma \subset \mathbb{C}$, we can almost view the problem as a covering problem (not a packing problem) in the classical sense. However, the scaling of the lattice is replaced by the value $|f'_\Gamma(0)|$, $f_\Gamma \in \mathcal{U}$. Rademacher's conjecture can now be formulated as follows (see also [5]).

Conjecture (Rademacher). *Let $\Gamma \subset \mathbb{C}$ be discrete and $f_\Gamma \in \mathcal{U}$ with covering radius $\ell(f_\Gamma)$ defined by (2.4). Then*

$$\mathcal{L}_\Gamma^{-1} = \frac{|f'_\Gamma(0)|}{\ell(f_\Gamma)}$$

is maximal for the hexagonal lattice.

This conjecture is still open, even if one restricts to the class of lattices. The problem has not even been solved for the simpler class of rectangular lattice, in which case the square lattice should yield the maximal solution. We note that the conjectural value of Landau's constant is still $\mathcal{L} = \mathcal{L}_{\Lambda_2}$. For the problem where we restrict Γ to be a rectangular lattice, we conjecture that $\mathcal{L}_{\mathbb{Z}^2}^{-1}$ is the solution to this restricted Landau problem. This is in accordance with the conjecture in [27], where also the value of $\mathcal{L}_{\mathbb{Z}^2}$ has been established numerically (see also [4]). Besides the fact that lattices seem to play an important role for Landau's problem, there is another relation to our results: for the hexagonal lattice Λ_2 , it follows [35] that

$$\mathcal{L}_{\Lambda_2}^{-1} = 2 \min_{z \in \mathbb{R}^2} E_{\Lambda_2}(z; 1).$$

For the square lattice \mathbb{Z}^2 (again from [35]) we know that

$$\mathcal{L}_{\mathbb{Z}^2}^{-1} = 2 \min_{z \in \mathbb{R}^2} E_{\mathbb{Z}^2}(z; 1).$$

These results are at least curious. It is immediate from our Main Result that $\mathcal{L}_{\Lambda_2} \leq \mathcal{L}_{\mathbb{Z}^2}$. It has also been observed in [35] that the latter constant is actually twice Gauss' constant or the reciprocal of the second lemniscate constant. The constant \mathcal{L}_{Λ_2} could be referred to as an equianharmonic constant (see [35]) because the underlying elliptic curve is equianharmonic.

2.7. Discussion of related results. One way of interpreting the results in this article is that we study two families of two-dimensional lattice theta functions. They are particular restrictions of Riemann theta functions and can be seen as a canonical extension of the restricted Jacobi theta θ_2 and θ_4 , providing an alternative to the lattice theta-functions studied in [12]. The functions we study complement the functions studied by Montgomery [61], just as θ_2 and θ_4 accompany the Jacobi θ_3 function. Studying these functions is mathematically interesting in its own right, however, as evidenced by applications also eminently useful.

In recent years, lattice theta functions have attracted considerable attention, mainly motivated by the breakthrough due to Viazovska who solved the sphere packing problem in dimension 8 [74] and then, in collaboration by Cohn et al., who solved the sphere packing problem in dimension 24 [23]. The methods from these two articles have recently been further developed to solve the problem of universal optimality in dimensions 8 and 24 [24]. The only other dimension where this problem is solved is dimension 1 [22]. Despite the knowledge that the hexagonal lattice gives the unique densest sphere packing in dimension 2, the problem of its universal optimality is still open to date. The best result available at the moment is the result by Montgomery [61], which, among other results, implies the universal optimality of the hexagonal lattice among lattices. Also, it has to be noticed that the class of potentials for which the hexagonal lattice is optimal at all densities is expected to be bigger than the one of completely monotone functions, see [10] and compare also [38]. Furthermore, for a large class of potentials the results in [61] imply that the hexagonal lattice is a so-called ground state among all possible lattices for the problem of energy minimization of pairwise interacting particles. See for instance [7, 10] for general considerations concerning this optimality problem, [9] for the optimality of a hexagonal lattice for Lennard-Jones type energies and [64] concerning general Coulombian and Riesz interactions. Our results also generalize similarly to a large class of potentials for optimally charged lattices. Notice also that our work is related to the Ho-Mueller Conjecture [50] for two-component Bose-Einstein condensates for which Luo and Wei recently made interesting progress in [57] and where weighted sums of shifted and non-shifted lattice theta functions are minimized.

One could wonder whether our result has analogues in higher dimensions and, if so, what the distinguished lattices would be. The fundamental difference to the above works is that our results relate to the theory of sphere coverings (not packings). This potentially excludes the E_8 lattice from being optimal for our problem as the A_8^* Voronoi lattice (the dual of the A_8 root lattice) yields a thinner covering than the E_8 lattice [25, Chap. 2.1.3]. However, to the best of our knowledge (see again [25, Chap. 2.1.3]) the Leech lattice Λ_{24} is still nominated for being the optimal candidate, as it yields the best known covering in dimension 24.

Another byproduct of our results is that we solve an extremal problem for heat kernels on flat tori. A problem first considered by Baernstein [2, 3] was to determine whether for all time the minimal temperature on the hexagonal torus is minimal among all flat tori of fixed covering radius. He studied these problems to find connections to a long standing problem from geometric function theory, namely finding the true value of Landau's constant [55]. The true value is conjectured to be given in Rademacher's article [66]. According to [66], the same value was found earlier by Robinson, but never published. Getting back to the work of Baernstein and the minimal heat problem for tori of fixed covering radius, Baernstein remarks that his conjecture in general is "*Spectacularly false*" (quote from [3]). Indeed, we have shown that for flat tori of fixed area, the minimal temperature of the hexagonal torus is maximal(!) for all times. This proves the corresponding conjecture raised in [35, eq. (6.3)]. Even though there is no clear evidence, the results of [2, 3, 4, 27, 32, 35] combined, suggest that our results might be of importance for the problem of finding the true value of Landau's constant \mathcal{L} .

To a good part, our paper has been influenced and inspired by all of the above mentioned works. Another driving force has been a long standing conjecture in functional analysis with applications in wireless communication and digital signal processing. A seemingly harmless question raised in [73] asks for an optimal lattice sampling pattern for Gaussian Gabor systems. This question has been connected to various other fields [32, 33, 34]. Inspired by the theory of sphere packings, Strohmer and Beaver conjectured that the hexagonal lattice (of course) should give the optimal solution [73]. Strohmer and Beaver [73] disprove a conjecture raised in [41], which suggested that the square lattice could be optimal. This, however, has been proved to hold for rectangular lattices by two of the authors [37]. The conjecture has partially been solved [31, 37] and our results add the last piece of the puzzle to these cases. In particular, this demonstrates that not alone the theory of sphere packings is important, but that a good covering must also be achievable. This is relevant for the analogous problems in higher dimensions, as the lower and upper bound may then have different optimizers.

Solving the Conjecture of Strohmer and Beaver needs a number of auxiliary steps, which have been explained semi-detailed in Section 2.2. The computation of sharp spectral bounds is extremely challenging and has been studied in [52]. An alternative approach is to use the Zak transform, rediscovered by Zak [81] in solid state physics. For Gaussians this naturally leads to the study of theta functions. The Zak transform and its vector valued version are also popular when investigating Gabor systems [47, 53, 59]. We remark that the properties of Gabor systems, let alone the spectral bounds of the corresponding operators, in higher dimensions are (in general) not well understood (see, e.g., [48] for recent examples). There are further connections to quantum harmonic analysis [75], more recently studied in [71], where our result has potential applications to estimate norms of trace-class and Hilbert-Schmidt operators. A new approach for studying Gaussian Gabor systems (in arbitrary dimension) has recently been investigated by Luef and Wang [56]. They combine Kähler

geometry, Hörmander's $\bar{\partial}$ method [51] and symplectic embedding theorems [60]. Their work then connects to the complex torus and its Seshadri constant and the constants A_Λ and B_Λ of (2.1) can be estimated by the Buser-Sarnak invariant [18] of the symplectic dual lattice Λ° . It is remarked in [56, Sec. 1.2] that their estimate on B_Λ is minimal only if Λ is the hexagonal lattice, which is compatible with the (now solved) conjecture of Strohmer and Beaver.

3. PRELIMINARIES AND NOTATION

3.1. Variational problems. The problem we consider is of variational type. We consider a combination of minimization and maximization. We will pose the problem for the Euclidean space \mathbb{R}^d and lattices Λ of (co-)volume 1. It is probably in the nature of the problem that solutions for some dimensions will be easier to establish than for others, but the solutions will probably be hard to attain in any dimension. We consider the function

$$(3.1) \quad E_\Lambda(z; \alpha) = \sum_{\lambda \in \Lambda} e^{-\pi\alpha|\lambda+z|^2} = \alpha^{-d/2} \sum_{\lambda^\perp \in \Lambda^\perp} e^{-\frac{\pi}{\alpha}|\lambda^\perp|^2} e^{2\pi i \lambda^\perp \cdot z}, \quad z \in \mathbb{R}^d, \alpha \in \mathbb{R}_+$$

and Λ a lattice with dual lattice Λ^\perp . This is characterized by (see Section A for more details)

$$\lambda^\perp \in \Lambda^\perp \iff \lambda^\perp \cdot \lambda \in \mathbb{Z}, \forall \lambda \in \Lambda.$$

The equality of the two series in (3.1) follows from the Poisson summation formula. Note that both formulas are Λ -periodic. Now, for any fixed $\alpha > 0$, we seek to maximize the minimal value of E_Λ . This is, for any positive fixed value of α we seek to find the universal constant

$$(3.2) \quad \mathcal{A}(\alpha) = \max_{\Lambda} \min_{z \in \mathbb{R}^d} E_\Lambda(z; \alpha).$$

This problem is somewhat opposite to the popular problem of finding universally optimal structures in \mathbb{R}^d (see [22], [24]), which in the lattice case can be formulated as follows. Find, for any fixed $\alpha > 0$, the value of the universal constant

$$(3.3) \quad \mathcal{B}(\alpha) = \min_{\Lambda} \max_{z \in \mathbb{R}^d} E_\Lambda(z; \alpha).$$

Of course, the combined minimization and maximization procedures in (3.2) and (3.3) can be carried out over arbitrary point sets Γ of density 1. However, the equality in (3.1) obtained by the Poisson summation might no longer hold, it may even not be clear what the dual structure of Γ could be. In this case, one deals with two separate problems (compare with [12]). Usually, the problem of universal optimality involves a limiting procedure to define the energy of a class of radial potentials, called completely monotone, of squared distance (see [22, 24] for the details). By using (2.2) from the Bernstein-Widder theorem one can simply pass to Gaussian interaction potentials. Then, for a discrete point set $\Gamma \subset \mathbb{R}^d$ (w.l.o.g. we may assume that Γ does not possess accumulation points) of density 1, the problem is to find, for any $\alpha > 0$, the universal constant (where E_Γ may be defined as in [22, 24])

$$\mathbf{B}(\alpha) = \min_{\Gamma} E_\Gamma(0; \alpha).$$

A structure $\Gamma_0 = \Gamma_0(d)$ solving the problem for a fixed (interval of) α is called a ground state. If a structure Γ is a ground state for all $\alpha > 0$, it is said to be universally optimal. If we assume a lattice structure, then

$$(3.4) \quad E_\Lambda(0; \alpha) = \max_{z \in \mathbb{R}^d} E_\Lambda(z; \alpha)$$

as

$$\begin{aligned} E_{\Lambda}(0, \alpha) &= \alpha^{-d/2} \sum_{\lambda^{\perp} \in \Lambda^{\perp}} e^{-\frac{\pi}{\alpha} |\lambda^{\perp}|^2} = \alpha^{-d/2} \sum_{\lambda^{\perp} \in \Lambda^{\perp}} \left| e^{-\frac{\pi}{\alpha} |\lambda^{\perp}|^2} \right| \left| e^{2\pi i \lambda^{\perp} \cdot z} \right| \\ &\geq \alpha^{-d/2} \sum_{\lambda^{\perp} \in \Lambda^{\perp}} e^{-\frac{\pi}{\alpha} |\lambda^{\perp}|^2} e^{2\pi i \lambda^{\perp} \cdot z} = E_{\Lambda}(z; \alpha), \quad \forall \alpha > 0. \end{aligned}$$

The origin 0 may be replaced by any other lattice point $\lambda \in \Lambda$ (but in general not by $\lambda^{\perp} \in \Lambda^{\perp}$). Now, if, for some α , a lattice Λ_d is a ground state among all d -dimensional point configurations (of density 1), then it solves (3.3) among point configurations because for those α we have

$$E_{\Lambda_d}(0; \alpha) = \min_{\Gamma} E_{\Gamma}(0; \alpha) \leq \min_{\Gamma} \max_{z \in \mathbb{R}^d} E_{\Gamma}(z; \alpha).$$

Note that for a non-lattice structure Γ , the maximum may not be assumed in a point $\gamma \in \Gamma$. This is because the sum of two Gaussians might have one or two maximums, depending on the distance of their centers. Now, if a structure has 2 points within a small distance and the other points being relatively far away and well-spread, the maximum might be achieved at a point midway between the two neighbors (Figure 4). However, if a lattice is optimal among point configurations in the sense of (3.3), then $\mathcal{B}(\alpha) = \mathbf{B}(\alpha)$ (independent of $z \in \mathbb{R}^d$).

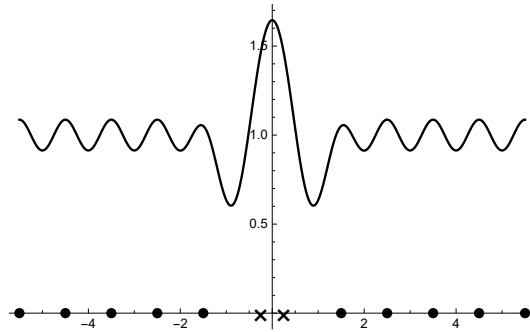


Figure 4. The function $E_{\Gamma}(z; 1)$ where Γ is the integer lattice shifted by $\frac{1}{2}$ and the points $\{\pm\frac{1}{2}\}$ have been moved to $\{\pm\frac{1}{4}\}$. The maximum is attained at the origin $0 \notin \Gamma$.

The problem of universal optimality has connections to the theory of optimal sphere packings. Indeed, for the limit $s \rightarrow \infty$ of the potential $r \mapsto r^{-s}$, the sphere packing problem can be derived from the universal optimality problem. For finding the value \mathcal{A} in (3.2), however, the theory of optimal sphere coverings enters the scene, by using again the limit of the potential $r \mapsto r^{-s}$. This is a central point in our proofs as alone for lattices the problem of solving

$$z_{\Lambda}^{-}(\alpha) = \arg \min_{z \in \mathbb{R}^d} E_{\Lambda}(z; \alpha),$$

depends on the parameter α and the free parameters of the d vectors spanning the lattice, i.e., the $(d+1)d/2 - 1$ parameters defining the lattice geometry: by a QR decomposition, we may always assume that the spanning vectors form an upper triangular matrix, which has $(d+1)d/2$ free parameters. We lose one free lattice parameter because we assume density 1, but we have the additional parameter α instead. Already for $d = 2$, this means that the minimizing point depends on 3 parameters. This is in great contrast to Montgomery's work [61] and to the problem of finding the maximizing point z in (3.4) (restricted to lattices). For lattices the maximum does not depend on any parameter, regardless of the dimension.

3.2. Notation. We will write the classical theta functions as

$$\vartheta(\beta; t) = \sum_{k \in \mathbb{Z}} e^{-\pi t(k+\beta)^2} \quad \text{and} \quad \widehat{\vartheta}(\beta; t) = \sum_{k \in \mathbb{Z}} e^{-\pi t k^2} e^{2\pi i k \beta},$$

where $\beta \in \mathbb{R}$ and $t \in \mathbb{R}_+$. They fulfill the functional equation

$$\sqrt{\frac{1}{t}} \vartheta(\beta; \frac{1}{t}) = \widehat{\vartheta}(\beta; t),$$

which is easily seen by using the Poisson summation formula. We note that there is a product representation for $\widehat{\vartheta}$ [72, 76], which, by using the functional equation, can also be used for ϑ ;

$$\begin{aligned} \widehat{\vartheta}(\beta; t) &= \prod_{k \geq 1} (1 - e^{-2\pi k t}) (1 + e^{-(2k-1)\pi t} e^{2\pi i \beta}) (1 + e^{-(2k-1)\pi t} e^{-2\pi i \beta}) \\ &= \prod_{k \geq 1} (1 - e^{-2\pi k t}) (1 + \cos(2\pi \beta) 2e^{-(2k-1)\pi t} + e^{-(4k-2)\pi t}) \end{aligned}$$

Passing to dimension 2, let $\Lambda = \Lambda(x, y)$ be a lattice with lattice parameters $(x, y) \in \mathbb{R} \times \mathbb{R}_+$, so $\tau = x + iy \in \mathbb{H}$ is an element of the upper half plane. Furthermore, we can restrict our attention to the region

$$D_+ = \{\tau \in \mathbb{H} \mid 0 \leq x \leq \frac{1}{2}, x^2 + y^2 \geq 1\}.$$

Details on lattice parametrization by elements $\tau \in \mathbb{H}$ and the restriction to D_+ are given in Section A. For the moment, we mention that the hexagonal lattice Λ_2 is parametrized by $(\cos(\frac{\pi}{3}), \sin(\frac{\pi}{3})) = (1/2, \sqrt{3}/2)$ and that we call lattices with $x = 0$ rectangular. We study the following, family of lattice theta functions;

$$(3.5) \quad \theta_\Lambda(b; \alpha) = \sum_{\lambda \in \Lambda} e^{-\pi \alpha |\lambda + b|^2} = \sum_{k, l \in \mathbb{Z}} e^{-\frac{\pi \alpha}{y} ((k+b_1)^2 + 2x(k+b_1)(l+b_2) + (x^2 + y^2)(l+b_2)^2)}$$

and

$$(3.6) \quad \widehat{\theta}_\Lambda(b; \alpha) = \sum_{\lambda \in \Lambda} e^{-\pi \alpha |\lambda|^2} e^{2\pi i \sigma(\lambda, b)} = \sum_{k, l \in \mathbb{Z}} e^{-\frac{\pi \alpha}{y} (k^2 + 2xkl + (x^2 + y^2)l^2)} e^{2\pi i (kb_2 - lb_1)},$$

which are lattice theta functions shifted by $b = (b_1, b_2)$ or charged lattice theta functions with charge (b_1, b_2) . We remark that $\sigma(\cdot, \cdot)$ denotes the standard (skew-symmetric) symplectic form and that we use the symplectic Fourier transform and the symplectic Poisson summation formula to obtain the functional equation

$$(3.7) \quad \theta_\Lambda(b; \alpha) = \frac{1}{\alpha} \widehat{\theta}_\Lambda(b; \frac{1}{\alpha}), \quad b \in \mathbb{R}^2, \alpha > 0.$$

Details on these methods are provided in Section B, but for the moment, we mention that we mainly use an additional rotation of 90 degrees in the formulas. The coordinates b_1 and b_2 implicitly depend on the lattice parameters x and y and in our particular case are given by

$$(3.8) \quad b_1 = b_1(x, y) = \frac{x + (1-x)4y^2}{8y^2} \quad \text{and} \quad b_2 = b_2(x, y) = \frac{4y^2 - 1}{8y^2}.$$

In general, we do not have a proper interpretation of the geometric meaning of b . Actually, we first considered the point $a = (a_1, a_2)$ with

$$(3.9) \quad a_1 = a_1(x, y) = \frac{(1-x)(x^2 + y^2)}{2y^2} \quad \text{and} \quad a_2 = a_2(x, y) = \frac{-x + x^2 + y^2}{2y^2}.$$

This point has a nice geometric interpretation, namely that we evaluate θ_Λ and $\widehat{\theta}_\Lambda$ in the circumcenter of the fundamental triangle (after a change of coordinates induced by the lattice parameters). Even though a is independent of the parameter α , it still depends on the lattice parameters $(x, y) \in D_+$. There is a nice algebraic relation between a_1 and a_2 , which already simplifies the problem, namely

$$a_1 + x a_2 = \frac{1}{2}.$$

Now, the point b has been designed in such a way that

$$(3.10) \quad b_1 + x b_2 = \frac{1}{2}, \quad b_2(x, y) = b_2(y), \quad \forall x \in [0, \frac{1}{2}] \quad \text{and} \quad b(\frac{1}{2}, y) = a(\frac{1}{2}, y).$$

The first two properties are important as they allow us to lose the implicit x -dependence of the point b (however, there is still an x -dependence in the lattice geometry). The last property of (3.10) is important for two reasons. The hexagonal lattice lies on the boundary line $x = 1/2$ of D_+ and the circumcenter a is heuristically close to the point in which the function assumes its minimum. For rectangular lattices and the hexagonal lattice, the minimizing point is the circumcenter of the fundamental triangle, and for general lattices it approaches the circumcenter in the limit $\alpha \rightarrow \infty$ (compare Figure 1). The second, and maybe more important, point has already been mentioned and is the fact that for the hexagonal lattice, the circumcenter yields the minimizer. We prove the following result, implying Theorem 2.1.

Theorem 3.1. *Let $(x, y) \in D_+$ and $\alpha > 0$. Let $b(x, y) = b = (b_1, b_2)$ be as in (3.8) and $\theta_\Lambda(b; \alpha)$ and $\widehat{\theta}_\Lambda(b; \alpha)$ be defined by (3.5) and (3.6), respectively. Then*

$$\theta_{\Lambda_2}(b; \alpha) \geq \theta_\Lambda(b; \alpha) \quad \text{and} \quad \widehat{\theta}_{\Lambda_2}(b; \alpha) \geq \widehat{\theta}_\Lambda(b; \alpha), \quad \forall \alpha > 0,$$

with equality if and only if Λ is a hexagonal lattice Λ_2 .

3.3. Outline of the proof. The fact that $b = b(x, y)$ is not static makes the proof somewhat delicate and demands good bookkeeping of estimates at several points. The general idea of the proof of Theorem 3.1 is as follows. We simplify the problem by using the functional equation (3.7). This allows us to consider $\theta_\Lambda(b, \alpha)$ and $\widehat{\theta}_\Lambda(b; \alpha)$ only for $\alpha \geq 1$ and not the whole range of $\alpha > 0$. Therefore, we find dominant terms giving the variations of the expressions as well as (negligible) exponentially small tails. The rest of this work is concerned with proving Theorem 3.1, as outlined below.

The hexagonal lattice is a critical point: We start by showing that the hexagonal lattice is a critical point in the space of lattices. This is achieved by using geometric simplifications due to the existing symmetry. We also establish general properties of a point $c \in \mathbb{R}^2$ such that Λ_2 is still a critical point of $E_\Lambda(c; \alpha)$, i.e.,

$$\left(\begin{array}{c} \partial_x \theta_\Lambda(c; \alpha) \\ \partial_y \theta_\Lambda(c; \alpha) \end{array} \right) \Big|_{(x,y)=(1/2, \sqrt{3}/2)} = \begin{pmatrix} 0 \\ 0 \end{pmatrix} \quad \text{and} \quad \left(\begin{array}{c} \partial_x \widehat{\theta}_\Lambda(c; \alpha) \\ \partial_y \widehat{\theta}_\Lambda(c; \alpha) \end{array} \right) \Big|_{(x,y)=(1/2, \sqrt{3}/2)} = \begin{pmatrix} 0 \\ 0 \end{pmatrix}.$$

The generality of c suggests that we have some room for our estimates.

Analysis of the x -direction: Then, for $\alpha \geq 1$, we show that the x -derivative of both functions is positive in a region containing D_+ . More precisely, for $y \geq 1/\sqrt{2}$ fixed, we show that

$$\partial_x \theta_\Lambda(b; \alpha) > 0 \quad \text{and} \quad \partial_x \widehat{\theta}_\Lambda(b; \alpha) > 0, \quad x \in (0, \frac{1}{2}).$$

This yields that the maximizing lattice must be found on the boundary line $x = \frac{1}{2}$ for $y \geq \frac{\sqrt{3}}{2}$ (the line $x = 0$ contains minimizing lattices for fixed y). The proofs rely on an intuition

coming from a result of Montgomery [61], which roughly says that, for any fixed $t > 0$, the derivative of the classical theta function behaves like a sine-function (up to some bounds).

$$\vartheta'(\beta; t) \asymp \sin(2\pi x).$$

The lower and upper bounds of the above estimate depend uniformly on t .

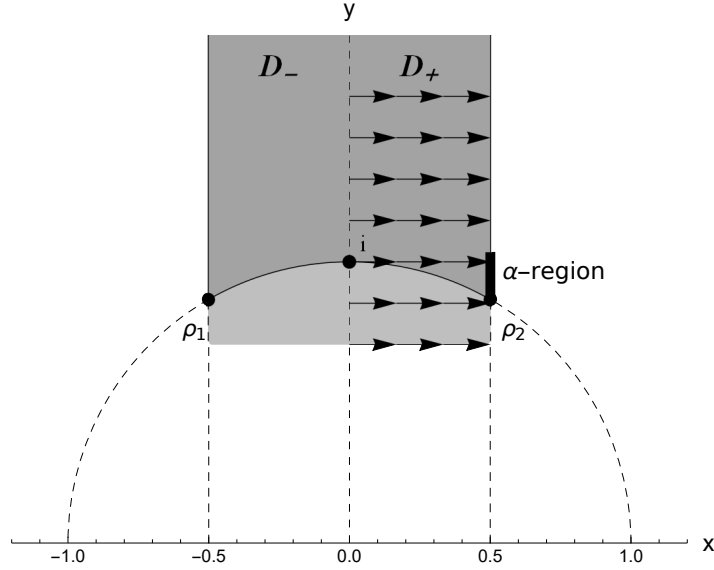


Figure 5. The upper half-plane \mathbb{H} and the fundamental domain D , split into D_+ and D_- . The arrows indicate the direction in which $E_\Lambda(b; \alpha)$ is growing, for $y \geq 1/\sqrt{2}$ and all $\alpha > 0$. The point i corresponds to the square lattice, whereas ρ_1 and ρ_2 yield the hexagonal lattice. As a function of y , $E_\Lambda(b; \alpha)$ is concave in an α -neighborhood of ρ_2 and smaller than $E_{\Lambda_2}(b; \alpha)$ outside. The hexagonal lattice is a critical point in D_+ and hence yields the unique maximum.

Analysis on the line $x = \frac{1}{2}$: The final step is to show that, for $x = \frac{1}{2}$, both functions are concave in the y -direction in a neighborhood of Λ_2 (where the size of the neighborhood depends on α), followed by the observation that there is no maximum outside this neighborhood. The rough strategy can be summed up as follows: we have a function of the form

$$h_\alpha(y) = \sum_{k,l \in \mathbb{Z}} e^{-\pi\alpha \phi_{k,l}(y)} \psi_{k,l}(y),$$

where $\alpha \geq 1$, $\phi_{k,l}(y)$ is a positive definite quadratic form in k and l and $\psi_{k,l}$ may be highly oscillating, but bounded. By bounding $\phi_{k,l}(y)$, $\phi'_{k,l}(y)$ and $\phi''_{k,l}(y)$ for $y \geq \sqrt{3}/2$ we establish bounds on $h_\alpha(y)$, $h'_\alpha(y)$ and $h''_\alpha(y)$. These estimates are then combined to show that there is an α -region near $y = \sqrt{3}/2$ where $h_\alpha(y)$ is concave in y and that there is no global maximum outside this region. The subtleties lie in a careful asymptotic analysis as α becomes large.

Even though we follow more or less the same strategy in both cases, the proofs for θ_Λ and $\hat{\theta}_\Lambda$ require somewhat different strategies to deal with different types of complications. Our Main Result follows immediately since $\theta_{\Lambda_2}(z_{\Lambda_2}^-; \alpha) = \theta_{\Lambda_2}(b; \alpha) \geq \theta_\Lambda(b; \alpha) \geq \theta_\Lambda(z_\Lambda^-; \alpha)$. \diamond

4. THE HEXAGONAL LATTICE IS A CRITICAL POINT

4.1. Critical lines and critical points. We will show that the boundaries of the right half of the fundamental domain is critical for our theta functions in terms of directional derivatives. For the vertical boundaries, this can be derived from the algebraic structure of $\widehat{\theta}_\Lambda(b; \alpha)$ and then using the Poisson summation formula to derive the result for $\theta_\Lambda(b; \alpha)$. The following result shows that the hexagonal lattice is a critical point in the space of lattices.

Lemma 4.1. *Let $(x, y) \in D_+$ and $b(x, y)$ as in (3.8). Then, in the space of lattices, for any fixed $\alpha > 0$, the functions*

$$\theta_\Lambda(b; \alpha) \quad \text{and} \quad \widehat{\theta}_\Lambda(b; \alpha)$$

have a critical point in the hexagonal lattice Λ_2 , i.e., for

$$(x, y) = \left(\frac{1}{2}, \frac{\sqrt{3}}{2} \right).$$

In other words, the gradient of, both, $\theta_\Lambda(a; \alpha)$ and $\widehat{\theta}_\Lambda(a; \alpha)$ vanishes in $(x, y) = \left(\frac{1}{2}, \frac{\sqrt{3}}{2} \right)$.

Proof. We will only show the result for $\widehat{\theta}_\Lambda(b, \alpha)$ for any $\alpha > 0$. The result for $\theta_\Lambda(b, \alpha)$ follows from the functional equation (3.7). As we know that $\theta_\Lambda(b, \alpha)$ is real-valued, this has to be true for $\widehat{\theta}_\Lambda(b, \alpha)$ as well. Hence, the complex exponential can only contain the real (cosine) part. This also follows from symmetry considerations. We have

$$\widehat{\theta}_\Lambda(b; \alpha) = \sum_{k, l \in \mathbb{Z}} e^{-\frac{\pi \alpha}{y} (k^2 + 2xkl + (x^2 + y^2)l^2)} \cos(2\pi(kb_2(x, y) - lb_1(x, y)))$$

Now, we compute the derivatives and evaluate at $(x, y) = (1/2, \sqrt{3}/2)$, which gives

$$\begin{aligned} \partial_x \widehat{\theta}_\Lambda(a; \alpha) \Big|_{(x, y) = (\frac{1}{2}, \frac{\sqrt{3}}{2})} &= -\frac{2\pi}{3} \sum_{k, l \in \mathbb{Z}} e^{-\frac{2\pi \alpha}{\sqrt{3}} (k^2 + kl + l^2)} \times \\ &\quad l \left(\sqrt{3} \alpha (2k + l) \cos\left(\frac{2}{3}\pi(k - l)\right) + \sin\left(\frac{2}{3}\pi(k - l)\right) \right). \end{aligned}$$

Clearly, for $l = 0$, the whole expression vanishes. The cosine and sine expressions only take the following values

$$\cos\left(\frac{2}{3}\pi(k - l)\right) \in \{\pm \frac{1}{2}, 1\} \quad \text{and} \quad \sin\left(\frac{2}{3}\pi(k - l)\right) \in \{\pm \frac{\sqrt{3}}{2}, 0\}, \quad k, l \in \mathbb{Z}.$$

So, there will be cancellations in the cosine and sine parts, independent of the value α . We note that the quadratic form $k^2 + kl + l^2$ is invariant under the transformation $k \mapsto -k - l$. So, for l odd, we pair k with $-k - l$ to see that the expression vanishes and for l even, we also pair k with $-k - l$, but we have to treat the case $k = -\frac{l}{2}$ separately. However, for l even and $k = -\frac{l}{2}$, the respective term vanishes. Hence

$$\partial_x \widehat{\theta}_\Lambda(a; \alpha) \Big|_{(x, y) = (\frac{1}{2}, \frac{\sqrt{3}}{2})} = 0.$$

With the same arguments, we see that

$$\partial_y \widehat{\theta}_\Lambda(a; \alpha) \Big|_{(x,y)=(\frac{1}{2}, \frac{\sqrt{3}}{2})} = \frac{2\pi}{3} \sum_{k,l \in \mathbb{Z}} e^{-\frac{2\pi\alpha}{\sqrt{3}}(k^2 + kl + l^2)} \times$$

$$\left(\alpha (2k^2 + 2kl - l^2) \cos\left(\frac{2}{3}\pi(k-l)\right) - \frac{(2k+l)}{\sqrt{3}} \sin\left(\frac{2}{3}\pi(k-l)\right) \right)$$

indeed evaluates to 0. \square

We note that the above proof also holds verbatim if the point b defined by (3.8) is replaced by the circumcenter of the fundamental triangle, i.e., by a defined by (3.9). This suggests that there is some kind of perturbation result for our problem in the background (see Section C) and the above lemma actually easily extends to the following result.

Lemma 4.2. *Let $(x, y) \in D_+$ and let $c = c(x, y) = (c_1(x, y), c_2(x, y))$ have the following properties;*

$$c(\tfrac{1}{2}, y) = a(\tfrac{1}{2}, y), \quad c_1 + x c_2 = \tfrac{1}{2}, \quad \text{and} \quad \partial_x c_2|_{x=\frac{1}{2}} = 0.$$

Then, in the space of lattices, for any fixed $\alpha > 0$, the functions

$$\theta_\Lambda(c; \alpha) \quad \text{and} \quad \widehat{\theta}_\Lambda(c; \alpha)$$

have a critical point in the hexagonal lattice Λ_2 , i.e., for

$$(x, y) = \left(\tfrac{1}{2}, \tfrac{\sqrt{3}}{2} \right).$$

Proof. Since $c(1/2, y) = a(1/2, y)$ it follows from Lemma 4.1 that the gradient at $(1/2, \sqrt{3}/2)$ vanishes in the y -direction. Hence, we only need to prove the result for the x -direction. This time, we prove the result only for $\theta_\Lambda(c; \alpha)$. After some algebraic simplification, we get

$$\theta_\Lambda(c; \alpha) = \sum_{l \in \mathbb{Z}} e^{-\pi\alpha y(l+c_2)^2} \underbrace{\sum_{k \in \mathbb{Z}} e^{-\frac{\pi\alpha}{y}(k+\frac{1}{2}+xl)^2}}_{\vartheta(\frac{1}{2}+xl; \frac{\alpha}{y})}.$$

As c_2 implicitly depends on x , the partial derivative with respect to x is

$$\begin{aligned} \partial_x \theta_\Lambda(c; \alpha) &= - \sum_{l \in \mathbb{Z}} 2\pi\alpha y(l+c_2) c'_2 e^{-\pi\alpha y(l+c_2)^2} \vartheta(\tfrac{1}{2}+xl; \tfrac{\alpha}{y}) \\ &\quad + \sum_{l \in \mathbb{Z}} e^{-\pi\alpha y(l+c_2)^2} l \vartheta'(\tfrac{1}{2}+xl; \tfrac{\alpha}{y}). \end{aligned}$$

Here, c'_2 and ϑ' denote differentiation with respect to the first argument. Now, by assumption c'_2 vanishes for $x = 1/2$. For $x = 1/2$ the function ϑ' only takes integer or half integer values in the first argument. By using the product representation (see also [61]) it is easy to see that ϑ' vanishes at exactly the integers and half-integers (independently from the parameter in the second argument). Therefore

$$\partial_x \theta_\Lambda(c; \alpha) \Big|_{x=\frac{1}{2}} = 0, \quad \forall y \geq \frac{\sqrt{3}}{2}, \forall \alpha > 0.$$

\square

Remark. It is immediate from the above proof that actually the right boundary of D_+ is critical with respect to the x -derivative. If one additionally assumes $\partial_x c_2|_{x=0}$, then, with the same proof as above, one also finds that the line $x = 0$ is critical in that sense. In particular, the assumptions of Lemma 4.2 are met for the circumcenter a defined by (3.9).

5. ANALYSIS OF THE x -DERIVATIVE

We will now prove a result for the directional derivative. This needs some preparation and auxiliary results. Note that we can write $\theta_\Lambda(b; \alpha)$ in the following way;

$$\theta_\Lambda(b; \alpha) = \sum_{l \in \mathbb{Z}} e^{-\frac{\pi\alpha}{y} y^2 (l+b_2)^2} \underbrace{\sum_{k \in \mathbb{Z}} e^{-\frac{\pi\alpha}{y} (k+(b_1+x(l+b_2)))^2}}_{\vartheta(b_1+x(l+b_2); \frac{\alpha}{y})}.$$

We will assume that $y > 1/\sqrt{2}$ is fixed, and hence write $b_1(x)$ and $b_2(x)$ or simply b_1 and b_2 . Also, for any $y \in \mathbb{R}_+$, we note the following simplification;

$$b_1(x) + x b_2(x) = \frac{1}{2}.$$

Also, we write

$$b_2 = \frac{1}{2} - \frac{1}{8y^2} = \frac{1}{2} - r \quad \text{with} \quad r = r(y) = \frac{1}{8y^2}.$$

Therefore, we may write

$$\begin{aligned} \theta_\Lambda(b; \alpha) &= \sum_{l \in \mathbb{Z}} e^{-\frac{\pi\alpha}{y} y^2 (l+\frac{1}{2}-r)^2} \sum_{k \in \mathbb{Z}} e^{-\frac{\pi\alpha}{y} (k+\frac{1}{2}+xl)^2} \\ (5.1) \quad &= \sum_{l \in \mathbb{Z}} e^{-\pi\alpha y (l+\frac{1}{2}-r)^2} \vartheta\left(\frac{1}{2} + xl; \frac{\alpha}{y}\right). \end{aligned}$$

5.1. Auxiliary results. The key idea in the proof will be that

$$(5.2) \quad \vartheta'(\beta; t) \asymp \sin(2\pi\beta),$$

where the prime denotes (as is usual) differentiation of ϑ with respect to the first argument. The equation above should be understood in the sense that $\vartheta'(\beta; \alpha)$ can be bounded below and above by the sine function, up to some (negative) constant depending on α . More precisely, we use the following auxiliary results, which can also be found in Montgomery's article [61].

Lemma 5.1 (Montgomery). *For $t \geq 0$, the functions $\vartheta(\beta; t)$ and $\widehat{\vartheta}(\beta; t)$ are even and periodic with period 1 as functions of β . Furthermore, they take their global maximums for $\beta \in \mathbb{Z}$ and their global minimums for $\beta \in \mathbb{Z} + \frac{1}{2}$. Furthermore, the functions are strictly decreasing in β on the interval $(0, 1/2)$ and strictly increasing on the interval $(1/2, 1)$.*

Proof. The result quickly follows from the product representation of $\widehat{\vartheta}(\beta; t)$ and the functional equation $\vartheta(\beta; t) = \widehat{\vartheta}(\beta; t)/\sqrt{t}$

$$\widehat{\vartheta}(\beta; t) = \prod_{m \geq 1} (1 - e^{-2m\pi t}) (1 + 2e^{-(2m-1)\pi t} \cos(2\pi\beta) + e^{-(4m-2)\pi t}).$$

Now, observe that the only β -dependence of the function comes from the cosine part (which does not even involve the index m), so the result readily follows. \square

The proof of the above lemma shows that the β -dependence of ϑ is only given by a cosine-function and, also, ϑ itself oscillates around 1 like the cosine-function. Moreover, the lemma tells us that $\vartheta(\frac{1}{2} + xl; \alpha/y)$ has critical points for $x \in \{0, 1/2\}$. For $x = 0$ we always have a minimum, but for $x = 1/2$ we have a competition of minima and maxima. The difficulty in (5.1) is to control the rapid oscillations for $|l|$ large, but then the decay given by the Gaussian factor is helpful. The next two results connect ϑ' and the sine-function as suggested by (5.2).

Lemma 5.2 (Montgomery). *Let $\beta \in \mathbb{R}$ and $t > 0$ (fixed). Then the function*

$$Q(\beta; t) = -\frac{\partial_\beta \vartheta(\beta; t)}{\sin(2\pi\beta)}$$

is a positive, even, periodic function of β with period 1. Also, as a function of β it is strictly decreasing on $(0, \frac{1}{2})$ and increasing on $(\frac{1}{2}, 1)$.

Proof. The result quickly follows from the product representation of $\widehat{\vartheta}(\beta; t)$ and the functional equation $\vartheta(\beta; t) = \frac{1}{\sqrt{t}} \widehat{\vartheta}(\beta; t)$.

$$\begin{aligned} \partial_\beta \widehat{\vartheta}(\beta; t) &= -4\pi \sin(2\pi\beta) \sum_{l \geq 1} (1 - e^{-2l\pi t}) e^{-(2l-1)\pi t} \\ &\quad \times \prod_{\substack{m \geq 1 \\ m \neq l}} (1 - e^{-2m\pi t}) (1 + 2e^{-(2m-1)\pi t} \cos(2\pi\beta) + e^{-(4m-2)\pi t}). \end{aligned}$$

Hence, the function

$$\begin{aligned} \frac{1}{\sqrt{t}} Q\left(\beta; \frac{1}{t}\right) &= 4\pi \sum_{l \geq 1} (1 - e^{-2l\pi t}) e^{-(2l-1)\pi t} \\ &\quad \times \prod_{\substack{m \geq 1 \\ m \neq l}} (1 - e^{-2m\pi t}) (1 + 2e^{-(2m-1)\pi t} \cos(2\pi\beta) + e^{-(4m-2)\pi t}) \end{aligned}$$

is a well-defined function for $\beta \in \mathbb{R}$. It is easily seen to be even and periodic in β with period 1, as the only part involving β is the cosine function. Furthermore, all terms of the above expression are positive as $(1 + 2e^{-(2m-1)\pi t} \cos(2\pi\beta) + e^{-(4m-2)\pi t}) \geq (1 - e^{-(2m-1)\pi t})^2$. \square

Lemma 5.3 (Montgomery). *For any $\beta \in \mathbb{R}$, the function $Q(\beta; t)$ can be bounded from below and above by the functions*

$$A(t) = \begin{cases} t^{-3/2} e^{-\frac{\pi}{4t}}, & 0 \leq t \leq 1 \\ (1 - \frac{1}{3000}) 4\pi e^{-\pi t}, & 1 \leq t \end{cases}$$

and

$$B(t) = \begin{cases} t^{-3/2}, & 0 \leq t \leq 1 \\ (1 + \frac{1}{3000}) 4\pi e^{-\pi t}, & 1 \leq t \end{cases},$$

respectively, i.e.,

$$A(t) \leq Q(\beta; t) \leq B(t).$$

Proof. The result follows by using the functional equation to distinguish the cases $t \in (0, 1)$ and $t \geq 1$ and by the dominance of the leading term with some tail bound estimates. The details are given in [61]. \square

5.2. First Main Lemma. Our First Main Lemma consists of two parts, which need to be shown separately. However, the range of the parameter $\alpha > 0$ can be reduced to $\alpha \geq 1$ by the functional equation (3.7).

Lemma 5.4 (First Main Lemma). *Let $\alpha > 0$ be fixed, $x \in (0, \frac{1}{2})$ and $y \geq \frac{1}{\sqrt{2}}$, then*

$$\partial_x \theta_\Lambda(b; \alpha) > 0 \quad \text{and} \quad \partial_x \hat{\theta}_\Lambda(b; \alpha) > 0.$$

5.2.1. *First Main Lemma – Part 1.*

Proposition 5.5. *Let $\alpha \geq 1$ be fixed, $x \in (0, \frac{1}{2})$ and $y \geq \frac{1}{\sqrt{2}}$, then*

$$\partial_x \theta_\Lambda(b; \alpha) > 0.$$

Proof. We start with writing the derivative of $\theta_\Lambda^b(\alpha)$ with respect to x as

$$\partial_x \theta_\Lambda(b; \alpha) = \sum_{l \in \mathbb{Z}} e^{-\pi \alpha y (l + \frac{1}{2} - r)^2} l \vartheta'(\frac{1}{2} + xl; \frac{\alpha}{y}),$$

where ϑ' denotes differentiation of ϑ with respect to the first argument. Due to the asymmetry caused by $r = r(y)$, we estimate the above expression for $l \geq 1$ and $l \leq -1$ separately (the case $l = 0$ is trivial and yields 0).

Case A ($l \geq 1$). For $l \geq 1$ and $x \in (0, 1/2)$, we note that $\vartheta'(1/2 + xl)$ is positive for $l = 1$ and alternates in sign for $l \geq 2$. Therefore, we estimate the term for $l = 1$ from below by combining Lemma 5.2 and Lemma 5.3. In a similar way, we estimate the absolute values of all other terms from above and assign them a negative sign. In total, we get the following estimate from below

$$\begin{aligned} & \sum_{l \geq 1} e^{-\pi \alpha y (l + \frac{1}{2} - r)^2} l \vartheta'(\frac{1}{2} + xl; \frac{\alpha}{y}) \\ & \geq e^{-\pi \alpha y (\frac{3}{2} - r)^2} \underbrace{(-\sin(2\pi(\frac{1}{2} + x)))}_{=\sin(2\pi x)} \sqrt{\frac{y}{\alpha}} A(\frac{y}{\alpha}) - \sum_{l \geq 2} l e^{-\pi \alpha y (l + \frac{1}{2} - r)^2} \sqrt{\frac{y}{\alpha}} B(\frac{y}{\alpha}) |\sin(2\pi(xl + \frac{1}{2}))|. \end{aligned}$$

We wish to show that

$$e^{-\pi \alpha y (\frac{3}{2} - r)^2} \sqrt{\frac{y}{\alpha}} A(\frac{y}{\alpha}) \sin(2\pi x) > \sum_{l \geq 2} l e^{-\pi \alpha y (l + \frac{1}{2} - r)^2} \sqrt{\frac{y}{\alpha}} B(\frac{y}{\alpha}) |\sin(2\pi(xl + \frac{1}{2}))|,$$

which is equivalent to showing that

$$\frac{A(\frac{y}{\alpha})}{B(\frac{y}{\alpha})} > \sum_{l \geq 2} l \frac{e^{-\pi \alpha y (l + \frac{1}{2} - r)^2} |\sin(2\pi xl)|}{e^{-\pi \alpha y (\frac{3}{2} - r)^2} \sin(2\pi x)}.$$

Now, by induction and using addition theorems for trigonometric functions one easily obtains

$$\left| \frac{\sin(2\pi xl)}{\sin(2\pi x)} \right| \leq l, \quad l \in \mathbb{N}.$$

Furthermore,

$$\frac{e^{-\pi \alpha y (l + \frac{1}{2} - r)^2}}{e^{-\pi \alpha y (\frac{3}{2} - r)^2}} = e^{-\pi \alpha y (l^2 + l - 2 - 2r(l - \frac{1}{2}))} \leq e^{-\pi \alpha y (l^2 + \frac{l-3}{2})},$$

where we used the fact that $r(y) \in [0, \frac{1}{4}]$ for $y \geq 1/\sqrt{2}$ and that the whole expression is maximal for $r = 1/4$. Hence, we succeed if we can show that

$$(5.3) \quad \frac{A(\frac{y}{\alpha})}{B(\frac{y}{\alpha})} > \sum_{l \geq 2} l^2 e^{-\pi \alpha y (l^2 + \frac{l-3}{2})}.$$

We need to distinguish the cases $y \leq \alpha$ and $y > \alpha$.

Case A.1 ($\alpha \geq y$). As we assume $y \geq 1/\sqrt{2}$, we see that

$$\alpha y = \frac{\alpha}{y} y^2 \geq \frac{\alpha}{2y}.$$

We note that, in the case $y \leq \alpha$, we have

$$\frac{A(\frac{y}{\alpha})}{B(\frac{y}{\alpha})} = e^{-\pi \frac{\alpha}{4y}},$$

by the definitions of the functions in Lemma 5.3. The right-hand side of (5.3) can be estimated by

$$\begin{aligned} \sum_{l \geq 2} l^2 e^{-\pi \alpha y (l^2 + \frac{l-3}{2})} &\leq \sum_{l \geq 2} l^2 e^{-\pi \frac{\alpha}{2y} (l^2 + \frac{l-3}{2})} = e^{-\pi \frac{\alpha}{4y}} \sum_{l \geq 2} l^2 e^{-\pi \frac{\alpha}{2y} (l^2 + \frac{l-4}{2})} \\ &\leq e^{-\pi \frac{\alpha}{4y}} \sum_{l \geq 2} l^2 e^{-\frac{\pi}{2} (l^2 + \frac{l-4}{2})} \leq 0.0359475 \dots \times e^{-\pi \frac{\alpha}{4y}}. \end{aligned}$$

Therefore, the strict inequality (5.3) follows in this case.

Case A.2 ($\alpha \leq y$). Now, by the definitions in Lemma 5.3, the left-hand side of (5.3) becomes

$$\frac{A(\frac{y}{\alpha})}{B(\frac{y}{\alpha})} = \frac{1 - \frac{1}{3000}}{1 + \frac{1}{3000}} = \frac{2999}{3001}.$$

By assumption $\alpha y \geq \alpha^2 \geq 1$. So, the right-hand side of (5.3) can be estimated by

$$\sum_{l \geq 2} l^2 e^{-\pi \alpha y (l^2 + \frac{l-3}{2})} \leq \sum_{l \geq 2} l^2 e^{-\pi (l^2 + \frac{l-3}{2})} \leq 0.0000671031 \dots \leq \frac{2999}{3001}.$$

This settles *Case A*.

Case B ($l \leq -1$). For $l \leq -1$ and $x \in (0, \frac{1}{2})$, we estimate

$$\sum_{l \leq -1} e^{-\pi \alpha y (l + \frac{1}{2} - r)^2} l \vartheta'(\frac{1}{2} + xl; \frac{\alpha}{y}) = \sum_{l \geq 1} e^{-\pi \alpha y (l - \frac{1}{2} + r)^2} l \vartheta'(\frac{1}{2} + xl; \frac{\alpha}{y}),$$

where we used the fact that $\vartheta'(1/2 + xl; \alpha/y) = -\vartheta'(1/2 - xl; \alpha/y)$, which can be deduced from Lemma 5.1. We see that the expression above is certainly no less than

$$e^{-\pi \alpha y (\frac{1}{2} + r)^2} \underbrace{(-\sin(2\pi(\frac{1}{2} + x)))}_{=\sin(2\pi x)} \sqrt{\frac{y}{\alpha}} A(\frac{y}{\alpha}) - \sum_{l \geq 2} l e^{-\pi \alpha y (l - \frac{1}{2} + r)^2} \sqrt{\frac{y}{\alpha}} B(\frac{y}{\alpha}) |\sin(2\pi(xl + \frac{1}{2}))|.$$

We wish to show that

$$e^{-\pi \alpha y (\frac{1}{2} + r)^2} \sin(2\pi x) \sqrt{\frac{y}{\alpha}} A(\frac{y}{\alpha}) > \sum_{l \geq 2} l e^{-\pi \alpha y (l - \frac{1}{2} + r)^2} \sqrt{\frac{y}{\alpha}} B(\frac{y}{\alpha}) |\sin(2\pi xl)|,$$

or, equivalently,

$$(5.4) \quad \frac{A(\frac{y}{\alpha})}{B(\frac{y}{\alpha})} > \sum_{l \geq 2} l e^{-\pi \alpha y (l^2 - l + 2r(l-1))} \frac{|\sin(2\pi l x)|}{\sin(2\pi x)}.$$

We argue again in two cases.

Case B.1 ($\alpha \geq y$). The left-hand side of (5.4) is simply given by

$$\frac{A(\frac{y}{\alpha})}{B(\frac{y}{\alpha})} = e^{-\pi \frac{\alpha}{4y}}.$$

For the right-hand side of (5.4), we observe that it is maximal if $r = 0$, so

$$\begin{aligned} \sum_{l \geq 2} l e^{-\pi \alpha y (l^2 - l + 2r(l-1))} \underbrace{\frac{|\sin(2\pi l x)|}{\sin(2\pi x)}}_{\leq l} &\leq \sum_{l \geq 2} l^2 e^{-\pi \frac{\alpha}{2y} (l^2 - l)} = e^{-\pi \frac{\alpha}{4y}} \sum_{l \geq 2} l^2 e^{-\pi \frac{\alpha}{2y} (l^2 - l - \frac{1}{2})} \\ &\leq e^{-\pi \frac{\alpha}{4y}} \sum_{l \geq 2} l^2 e^{-\frac{\pi}{2} (l^2 - l - \frac{1}{2})} \leq 0.380714 \dots \times e^{-\pi \frac{\alpha}{4y}}. \end{aligned}$$

This shows (5.4) in this case.

Case B.2 ($\alpha \leq y$). The left-hand side of (5.4) is now

$$\frac{A(\frac{y}{\alpha})}{B(\frac{y}{\alpha})} = \frac{2999}{3001}.$$

As we now have $\alpha y \geq \alpha^2 \geq 1$, the right-hand side can be estimated by

$$\sum_{l \geq 2} l e^{-\pi \alpha y (l^2 - l + 2r(l-1))} \frac{|\sin(2\pi l x)|}{\sin(2\pi x)} \leq \sum_{l \geq 2} l^2 e^{-\pi (l^2 - l)} \leq 0.00746983 \dots$$

Thus (5.4) is true in this case as well.

Putting together the results from *Case A* and *Case B* finishes the proof. \square

We remark that, with respect to α , $\theta_\Lambda(c; \alpha)$ ($c \in \mathbb{R}^2$ fixed) behaves much like the function $\theta_\Lambda(0; \alpha)$, which was considered by Montgomery. Therefore, we were able to simply use some of the auxiliary results from [61]. This is very much in parallel to the similar behavior of the classical Jacobi theta nulls $\vartheta_3(t) = \vartheta(0; t)$ and $\vartheta_2(t) = \vartheta(1/2; t)$ as functions of t . However, the behavior of $\hat{\theta}_\Lambda(c; \alpha)$ is quite opposite to the behavior of $\theta_\Lambda(c; \alpha)$ (or $\theta_\Lambda(0; \alpha)$), just as $\vartheta_4(t) = \hat{\vartheta}(1/2; t)$ behaves quite in opposition to $\vartheta_2(t)$ or $\vartheta_3(t)$ with respect to t .

5.2.2. First Main Lemma – Part 2. Recall that we can write $b_1 = 1/2 - x b_2$. Hence,

$$\hat{\theta}_\Lambda(b; \alpha) = \sum_{k, l \in \mathbb{Z}} e^{-\pi \alpha (k^2 + 2xkl + (x^2 + y^2)l^2)} e^{2\pi i (kb_2 - l(\frac{1}{2} - xb_2))}.$$

Re-arranging the terms gives

$$\hat{\theta}_\Lambda(b; \alpha) = \sum_{l \in \mathbb{Z}} (-1)^l e^{-\pi \alpha y l^2} \sum_{k \in \mathbb{Z}} e^{2\pi i l x b_2} e^{-\pi \frac{\alpha}{y} (k + xl)^2} e^{2\pi i k b_2}.$$

We see that the sum in k sums time-frequency shifted Gaussians $\pi(-xl, b_2)\varphi(k)$ with a phase factor $e^{2\pi i l x b_2}$ resulting from the non-commutativity of the time-shift and frequency-shift operators (see Section B). Since $\mathcal{F}(e^{-2\pi i \omega x} M_\omega T_x \varphi) = M_{-x} T_\omega \varphi$, this suggests to perform

a Poisson summation in k in order to get rid of the phase factor. We have

$$\begin{aligned}\hat{\theta}_\Lambda(b; \alpha) &= \sum_{l \in \mathbb{Z}} (-1)^l e^{-\pi \alpha y l^2} \sum_{k \in \mathbb{Z}} \sqrt{\frac{y}{\alpha}} e^{-\pi \frac{y}{\alpha} (k+b_2)^2} e^{2\pi i k l x} \\ &= \sqrt{\frac{y}{\alpha}} \sum_{l \in \mathbb{Z}} (-1)^l e^{-\pi \alpha y l^2} \sum_{k \in \mathbb{Z}} e^{-\pi \frac{y}{\alpha} (k+b_2)^2} \cos(2\pi k l x).\end{aligned}$$

Proposition 5.6. *For $\alpha \geq 1$, $y \geq \frac{1}{\sqrt{2}}$ and $x \in (0, \frac{1}{2})$, we have*

$$\partial_x \hat{\theta}_\Lambda(b; \alpha) > 0.$$

Proof. We start with computing the derivative with respect to x . We get

$$\begin{aligned}\partial_x \hat{\theta}_\Lambda(b; \alpha) &= \sqrt{\frac{y}{\alpha}} \sum_{l \in \mathbb{Z}} (-1)^l e^{-\pi \alpha y l^2} \sum_{k \in \mathbb{Z}} e^{-\pi \frac{y}{\alpha} (k+b_2)^2} (-2\pi k l) \sin(2\pi k l x) \\ &= -4\pi \sqrt{\frac{y}{\alpha}} \sum_{l \geq 1} (-1)^l l e^{-\pi \alpha y l^2} \sum_{k \in \mathbb{Z}} k e^{-\pi \frac{y}{\alpha} (k+b_2)^2} \sin(2\pi k l x).\end{aligned}$$

We see immediately that the expression vanishes for $x \in \frac{1}{2}\mathbb{Z}$. Also, the first terms in k and l should dominate the rest and the zeros should only come from the sine function. This needs to be proved of course. This time, we have a symmetry in l and only need to distinguish the cases $y \geq \alpha$ and $y < \alpha$.

First case ($\alpha \leq y$). The term $l = 1$ (ignoring a factor of $+4\pi\sqrt{y/\alpha}$ in front of the series) contributes

$$\begin{aligned}& e^{-\pi \alpha y} \sum_{k \geq 1} k \left(e^{-\pi \frac{y}{\alpha} (k+b_2)^2} + e^{-\pi \frac{y}{\alpha} (k-b_2)^2} \right) \sin(2\pi k x) \\ & \geq 2e^{-\pi \alpha y} \left(e^{-\pi \frac{y}{\alpha} (1+b_2^2)} \cosh(2\pi \frac{y}{\alpha} b_2) \sin(2\pi x) - \sum_{k \geq 2} k e^{-\pi \frac{y}{\alpha} (k^2+b_2^2)} \cosh(2\pi k \frac{y}{\alpha} b_2) |\sin(2\pi k x)| \right).\end{aligned}$$

Dropping the factor 2, we wish to show that, for $x \in (0, \frac{1}{2})$,

$$\begin{aligned}e^{-\pi \alpha y} e^{-\pi \frac{y}{\alpha} (1+b_2^2)} \cosh(2\pi \frac{y}{\alpha} b_2) \sin(2\pi x) &\geq e^{-\pi \alpha y} \sum_{k \geq 2} k e^{-\pi \frac{y}{\alpha} (k^2+b_2^2)} \cosh(2\pi k \frac{y}{\alpha} b_2) |\sin(2\pi k x)| \\ &\quad + \sum_{l \geq 2} l e^{-\pi \alpha y l^2} \sum_{k \geq 1} k e^{-\pi \frac{y}{\alpha} (k^2+b_2^2)} \cosh(2\pi k \frac{y}{\alpha} b_2) |\sin(2\pi k l x)|.\end{aligned}$$

Again, we face the problem that we do not have room for estimates near $x = 0$ and $x = \frac{1}{2}$, as these values yield critical points and so the derivative vanishes. In order to overcome this problem, we may divide by the sine function, which is justified by l'Hospital's rule. This gives us the chance to actually estimate the second derivative of $\hat{\theta}_\Lambda(b; \alpha)$ close to the critical points (up to the sign at $x = 1/2$) and $\partial_x \hat{\theta}_\Lambda(b; \alpha)$ away from the critical points at the same time. Also, since the leading term should dominate everything, we see that, as a function of x , $\partial_x \hat{\theta}_\Lambda(b; \alpha)$ should actually behave like a sine function with respect to x . So, dividing by

$\sin(2\pi x)$ leaves us to prove that

$$\begin{aligned} e^{-\pi\alpha y} e^{-\pi\frac{y}{\alpha}(1+b_2^2)} \cosh(2\pi\frac{y}{\alpha}b_2) &\geq e^{-\pi\alpha y} \sum_{k \geq 2} k e^{-\pi\frac{y}{\alpha}(k^2+b_2^2)} \cosh(2\pi k\frac{y}{\alpha}b_2) \frac{|\sin(2\pi kx)|}{\sin(2\pi x)} \\ &\quad + \sum_{l \geq 2} l e^{-\pi\alpha y l^2} \sum_{k \geq 1} k e^{-\pi\frac{y}{\alpha}(k^2+b_2^2)} \cosh(2\pi k\frac{y}{\alpha}b_2) \frac{|\sin(2\pi k l x)|}{\sin(2\pi x)}. \end{aligned}$$

Again, we use the formula

$$\left| \frac{\sin(2\pi N x)}{\sin(2\pi x)} \right| \leq N, \quad N \in \mathbb{N}.$$

Hence, as $\sin(2\pi x) = |\sin(2\pi x)|$ for $x \in [0, 1/2]$, we succeed if we can show the stronger inequality

$$\begin{aligned} (5.5) \quad e^{-\pi\alpha y} e^{-\pi\frac{y}{\alpha}(1+b_2^2)} \cosh(2\pi\frac{y}{\alpha}b_2) &\geq e^{-\pi\alpha y} \sum_{k \geq 2} k^2 e^{-\pi\frac{y}{\alpha}(k^2+b_2^2)} \cosh(2\pi k\frac{y}{\alpha}b_2) \\ &\quad + \sum_{l \geq 2} l^2 e^{-\pi\alpha y l^2} \sum_{k \geq 1} k^2 e^{-\pi\frac{y}{\alpha}(k^2+b_2^2)} \cosh(2\pi k\frac{y}{\alpha}b_2), \end{aligned}$$

or, equivalently,

$$\begin{aligned} \cosh(2\pi\frac{y}{\alpha}b_2) &\geq \sum_{k \geq 2} k^2 e^{-\pi\frac{y}{\alpha}(k^2-1)} \cosh(2\pi k\frac{y}{\alpha}b_2) \\ &\quad + \sum_{l \geq 2} l^2 e^{-\pi\alpha y(l^2-1)} \sum_{k \geq 1} k^2 e^{-\pi\frac{y}{\alpha}(k^2-1)} \cosh(2\pi k\frac{y}{\alpha}b_2). \end{aligned}$$

By assumption $\alpha \geq 1$ and $\alpha \leq y$, therefore

$$\alpha y \geq \alpha^2 \geq 1.$$

Also, we have $b_2 \in [1/4, 1/2]$ (as $y \geq 1/\sqrt{2}$). By under-estimating the left-hand side and over-estimating the right-hand side, we obtain the stronger inequality

$$\begin{aligned} \cosh(\frac{\pi}{2}) &\geq \sum_{k \geq 2} k^2 e^{-\pi\frac{y}{\alpha}(k^2-1)} e^{\pi k\frac{y}{\alpha}} + \sum_{l \geq 2} l^2 e^{-\pi\alpha y(l^2-1)} \sum_{k \geq 1} k^2 e^{-\pi\frac{y}{\alpha}(k^2-1)} e^{\pi k\frac{y}{\alpha}} \\ &= \sum_{k \geq 2} k^2 e^{-\pi\frac{y}{\alpha}(k^2-k-1)} + \sum_{l \geq 2} l^2 e^{-\pi\alpha y(l^2-1)} \sum_{k \geq 1} k^2 e^{-\pi\frac{y}{\alpha}(k^2-k-1)}. \end{aligned}$$

The right-hand side is at most

$$\sum_{k \geq 2} k^2 e^{-\pi(k^2-k-1)} + \sum_{l \geq 2} l^2 e^{-\pi(l^2-1)} \sum_{k \geq 1} k^2 e^{-\pi(k^2-k-1)} = 0.180383 \dots < 1 < \cosh(\frac{\pi}{2})$$

and so this case is settled.

Second case ($\alpha \geq y$). Now, as we assume $\alpha \geq 1$ and $y \geq 1/\sqrt{2}$, we have

$$\alpha y = \frac{\alpha}{y} y^2 \geq \frac{\alpha}{2y}.$$

Interestingly, the proof of this case now differs somewhat from the previous cases (at least the proof that we could find), but the overall idea stays the same. We re-enter the first case

at the inequality (5.5);

$$\begin{aligned} e^{-\pi\alpha y} e^{-\pi\frac{y}{\alpha}(1+b_2^2)} \cosh(2\pi\frac{y}{\alpha}b_2) &\geq e^{-\pi\alpha y} \sum_{k \geq 2} k^2 e^{-\pi\frac{y}{\alpha}(k^2+b_2^2)} \cosh(2\pi k\frac{y}{\alpha}b_2) \\ &\quad + \sum_{l \geq 2} l^2 e^{-\pi\alpha y l^2} \sum_{k \geq 1} k^2 e^{-\pi\frac{y}{\alpha}(k^2+b_2^2)} \cosh(2\pi k\frac{y}{\alpha}b_2). \end{aligned}$$

The problem is now that $\frac{y}{\alpha}$ is potentially small and so a lot of terms may contribute to the series in k . The trick is, of course to use the Poisson summation formula again, to invert the parameters in the exponentials. In order to be able to use Poisson summation for the right-hand side we wish to sum over all integers again. So, we start with adding the left-hand side, which corresponds to the case $(k, l) = (1, 1)$, on both sides of the inequality;

$$2e^{-\pi\alpha y} e^{-\pi\frac{y}{\alpha}(1+b_2^2)} \cosh(2\pi\frac{y}{\alpha}b_2) \geq \sum_{l \geq 1} l^2 e^{-\pi\alpha y l^2} \sum_{k \geq 1} k^2 e^{-\pi\frac{y}{\alpha}(k^2+b_2^2)} \cosh(2\pi k\frac{y}{\alpha}b_2).$$

Showing that this is true is equivalent to showing that

$$2e^{-\pi\frac{y}{\alpha}} \geq \sum_{l \geq 1} l^2 e^{-\pi\alpha y(l^2-1)} \sum_{k \geq 1} k^2 e^{-\pi\frac{y}{\alpha}k^2} \frac{\cosh(2\pi\frac{y}{\alpha}kb_2)}{\cosh(2\pi\frac{y}{\alpha}b_2)}.$$

Now, we make the simple observation that $\frac{\cosh(Rx)}{\cosh(x)}$ is growing for $x > 0$ and any fixed $R > 1$. This is easily shown by finding all $x > 0$ such that

$$\frac{d}{dx} \frac{\cosh(Rx)}{\cosh(x)} = \frac{\sinh(Rx) \cosh(x) - \cosh(Rx) \sinh(x)}{\cosh(x)^2} > 0.$$

Re-arranging this inequality leads to

$$\tanh(Rx) > \tanh(x),$$

which is true for all $x > 0$ and $R > 1$. So, by replacing b_2 by $\frac{1}{2}$, we succeed if we can show the resulting stronger inequality

$$2e^{-\pi\frac{y}{\alpha}} \geq \frac{1}{2} \sum_{l \geq 1} l^2 e^{-\pi\alpha y(l^2-1)} \sum_{k \geq 1} k^2 e^{-\pi\frac{y}{\alpha}k^2} \frac{\cosh(2\pi\frac{y}{\alpha}k\frac{1}{2})}{\cosh(2\pi\frac{y}{\alpha}\frac{1}{2})},$$

as $b_2 \in [1/4, 1/2]$. Another simple computation shows that, for any $k \geq 1$,

$$\frac{\cosh(\pi\frac{y}{\alpha}k)}{\cosh(\pi\frac{y}{\alpha})} \leq e^{\pi\frac{y}{\alpha}(k-1)},$$

which leads us to the new and stronger inequality

$$\begin{aligned} (5.6) \quad 2e^{-\pi\frac{y}{\alpha}} &\geq \sum_{l \geq 1} l^2 e^{-\pi\alpha y(l^2-1)} \sum_{k \geq 1} k^2 e^{-\pi\frac{y}{\alpha}k^2} e^{\pi\frac{y}{\alpha}(k-1)} \\ &= \sum_{l \geq 1} l^2 e^{-\pi\alpha y(l^2-1)} \sum_{k \geq 1} k^2 e^{-\pi\frac{y}{\alpha}(k-\frac{1}{2})^2} e^{-\pi\frac{3y}{4\alpha}}. \end{aligned}$$

Next, we use the simple estimate (note the range of the index)

$$\sum_{k \geq 1} k^2 e^{-\pi\frac{y}{\alpha}(k-\frac{1}{2})^2} e^{-\pi\frac{3y}{4\alpha}} \leq \sum_{k \in \mathbb{Z}} k^2 e^{-\pi\frac{y}{\alpha}(k+\frac{1}{2})^2} e^{-\pi\frac{3y}{4\alpha}}.$$

As k is now running through the integers again, we may perform a Poisson summation in the index k . This needs a Fourier transform of a sum of (negative) Gaussians and first

and second Hermite functions, which are all eigenfunctions of the Fourier transform with eigenvalues $1, -i, -1$, respectively. Up to normalization, the first and second Hermite function are $h_1(t) = -te^{-\pi t^2}$ and $h_2(t) = (4\pi t^2 - 1)e^{-\pi t^2}$, respectively. In general (up to normalization) the n -th Hermite function is given by $h_n(t) = e^{\pi t^2} \frac{d^n}{dt^n} e^{-2\pi t^2}$. The Gaussian may be denoted by $h_0(t)$ and $\mathcal{F}h_n(\omega) = (-i)^n h_n(\omega)$. Carrying out the details (see also [14]), we obtain

$$\begin{aligned} \sum_{k \in \mathbb{Z}} k^2 e^{-\pi \frac{y}{\alpha} (k + \frac{1}{2})^2} &= \sum_{k \in \mathbb{Z}} \left[\left(k + \frac{1}{2} \right)^2 - \left(k + \frac{1}{2} \right) + \frac{1}{4} \right] e^{-\pi \frac{y}{\alpha} (k + \frac{1}{2})^2} \\ &= \sum_{k \in \mathbb{Z}} \left(k + \frac{1}{2} \right)^2 e^{-\pi \frac{y}{\alpha} (k + \frac{1}{2})^2} - \sum_{k \in \mathbb{Z}} \left(k + \frac{1}{2} \right) e^{-\pi \frac{y}{\alpha} (k + \frac{1}{2})^2} + \frac{1}{4} \sum_{k \in \mathbb{Z}} e^{-\pi \frac{y}{\alpha} (k + \frac{1}{2})^2} \\ &= \sum_{k \in \mathbb{Z}} \left(k + \frac{1}{2} \right)^2 e^{-\pi \frac{y}{\alpha} (k + \frac{1}{2})^2} - i \left(\frac{\alpha}{y} \right)^{\frac{3}{2}} \sum_{k \in \mathbb{Z}} (-1)^k k e^{-\frac{\pi \alpha}{y} k^2} \\ &\quad + \frac{1}{4} \left(\frac{\alpha}{y} \right)^{\frac{1}{2}} \sum_{k \in \mathbb{Z}} (-1)^k e^{-\frac{\pi \alpha}{y} k^2}. \end{aligned}$$

We now remark that

$$\begin{aligned} \sum_{k \in \mathbb{Z}} \left(k + \frac{1}{2} \right)^2 e^{-\pi \frac{y}{\alpha} (k + \frac{1}{2})^2} &= -\frac{1}{\pi} \partial_t \left[\sum_{k \in \mathbb{Z}} e^{-\pi t (k + \frac{1}{2})^2} \right]_{t=\frac{y}{\alpha}} \\ &= -\frac{1}{\pi} \partial_t \left[\frac{1}{\sqrt{t}} \sum_{k \in \mathbb{Z}} (-1)^k e^{-\frac{\pi}{t} k^2} \right]_{t=\frac{y}{\alpha}} \\ &= -\frac{1}{\pi} \sum_{k \in \mathbb{Z}} (-1)^k e^{-\frac{\pi}{t} k^2} \left[-\frac{1}{2t^{\frac{3}{2}}} + \frac{\pi k^2}{t^{\frac{5}{2}}} \right]_{t=\frac{y}{\alpha}} \\ &= \sum_{k \in \mathbb{Z}} (-1)^k e^{-\frac{\pi}{t} k^2} \left(\frac{1}{2\pi} \left(\frac{\alpha}{y} \right)^{\frac{3}{2}} - \left(\frac{\alpha}{y} \right)^{\frac{5}{2}} k^2 \right). \end{aligned}$$

It follows that

$$\sum_{k \in \mathbb{Z}} k^2 e^{-\pi \frac{y}{\alpha} (k + \frac{1}{2})^2} = \left(\frac{\alpha}{y} \right)^{3/2} \sum_{k \in \mathbb{Z}} (-1)^k e^{-\pi \frac{\alpha}{y} k^2} \left(\frac{1}{2\pi} + \frac{y}{4\alpha} - \frac{\alpha}{y} k^2 \right).$$

As α/y becomes large, the exponential terms in k are small rather quickly, however, the factor in front of the series potentially causes some trouble. In order to overcome these potential problems, we need a small lemma, which we state and prove within this proof.

Lemma: For any $t > 1$ we have that

$$(5.7) \quad t^{3/2} e^{-\pi \frac{t}{4}} < e^{-\pi \frac{1}{4t}}.$$

Proof: We start with the observation that $t^{3/2} e^{-\pi \frac{t}{4}}$ is unimodal. That is easily observed by taking the derivative

$$\frac{d}{dt} \left[t^{3/2} e^{-\pi \frac{t}{4}} \right] = \left(\frac{3}{2} t^{1/2} - \frac{\pi}{4} t^{3/2} \right) e^{-\pi \frac{t}{4}}.$$

So, there is a critical point at $t = \frac{6}{\pi}$ and the function is increasing until that point and decreasing afterwards. On the other hand, the right-hand side of the inequality is $e^{-\pi \frac{1}{4t}}$,

which is an increasing function. For $t \in (1, \frac{6}{\pi})$, we will show

$$t^{3/2} < e^{\frac{\pi}{4}(t-\frac{1}{t})}.$$

Obviously both sides of the above inequality take the value 1 at $t = 1$. We will show that

$$\frac{d}{dt} \left[t^{3/2} \right] < \frac{d}{dt} \left[e^{\frac{\pi}{4}(t-\frac{1}{t})} \right], \quad t \in (0, \frac{6}{\pi}),$$

which then implies that, indeed, $t^{3/2}e^{-\pi\frac{t}{4}} < e^{-\pi\frac{1}{4t}}$ for any $t > 1$. Computing the derivatives gives us the inequality

$$\frac{3}{2}t^{1/2} < \frac{\pi}{4}(1+t^{-2})e^{\frac{\pi}{4}(t-\frac{1}{t})} \iff \frac{3}{2}t^{1/2}e^{\frac{\pi}{4t}} < \frac{\pi}{4}(1+t^{-2})e^{\frac{\pi}{4}t}.$$

A direct computation shows that the only critical point of $\frac{3}{2}t^{1/2}e^{\frac{\pi}{4t}}$ is at $t = \frac{\pi}{2}$, which is in the interval of interest. Checking the values of $\frac{3}{2}t^{1/2}e^{\frac{\pi}{4t}}$ at the boundary of the interval and at the critical point, i.e., at $t \in \{1, \frac{\pi}{2}, \frac{6}{\pi}\}$, shows that the function is maximal at $t = 1$. Our goal is now to show the inequality

$$\frac{3}{2}e^{\frac{\pi}{4}} < \frac{\pi}{4}(1+t^{-2})e^{\frac{\pi}{4}(t-\frac{1}{t})} \iff 1 < \frac{\pi}{6}(1+t^{-2})e^{\frac{\pi}{4}(t-1)}.$$

We note that for any $t > 1$, the function $t \mapsto e^{\frac{\pi}{4}(t-1)}$ is underestimated by any finite Taylor approximation at $t = 1$. This is in particular true for the linearization;

$$1 + \frac{\pi}{4}(t-1) \leq e^{\frac{\pi}{4}(t-1)}, \quad t \geq 1.$$

Using the linearization to underestimate the exponential function leads to the inequality

$$1 < \frac{\pi}{6}(1+t^{-2})(1 - \frac{\pi}{4}(t-1)).$$

We multiply both sides by t^2 and obtain

$$t^2 < \frac{\pi}{6}(1+t^2)(1 - \frac{\pi}{4}(t-1)) \iff 0 < \frac{4}{\pi}(1 - \frac{\pi}{4}) + t(t^2 - (\frac{24}{\pi^2} + 1 - \frac{4}{\pi})t + 1).$$

The right-hand side can become negative only if $t(t^2 - (\frac{24}{\pi^2} + 1 - \frac{4}{\pi})t + 1) < 0$. We note that

$$t(t^2 - (\frac{24}{\pi^2} + 1 - \frac{4}{\pi})t + 1) > t(t^2 - \frac{11}{5}t + 1).$$

For $t \in (1, \frac{6}{\pi})$, the right-hand side assumes its minimum at $t = \frac{11+\sqrt{46}}{15} \approx 1.18549$ and the value is $\frac{-187-92\sqrt{46}}{3375} \approx -0.240289$. Now, $\frac{4}{\pi}(1 - \frac{\pi}{4}) = \frac{4}{\pi} - 1 > \frac{1}{4}$ and so the desired inequality (5.7) holds for $t > 1$.

◇

The aim of inequality (5.7) is to compensate for the inversion of the exponent and the appearance of the monomial, due to the Poisson summation formula, in (5.6). By using the substitution $t \mapsto \frac{1}{t}$, we see that we have the equivalent inequality

$$e^{-\pi\frac{t}{4}} > \left(\frac{1}{t}\right)^{3/2} e^{-\frac{\pi}{4t}} \quad \text{for } t \in (0, 1).$$

As $\alpha > y$, we also have

$$2e^{-\pi\frac{y}{4\alpha}} > 2\left(\frac{\alpha}{y}\right)^{3/2} e^{-\pi\frac{\alpha}{4y}},$$

which now leads us to showing the stronger inequality

$$2\left(\frac{\alpha}{y}\right)^{3/2} e^{-\pi\frac{\alpha}{4y}} \geq \left(\frac{\alpha}{y}\right)^{3/2} \sum_{l \geq 1} l^2 e^{-\pi\alpha y(l^2-1)} \sum_{k \in \mathbb{Z}} (-1)^k e^{-\pi\frac{\alpha}{y}k^2} \left(\frac{1}{2\pi} + \frac{y}{4\alpha} - \frac{\alpha}{y}k^2\right).$$

Now, we succeed if we can show the even stronger inequality

$$2 \geq \sum_{l \geq 1} l^2 e^{-\pi \alpha y (l^2 - 1)} \left(\left(\frac{1}{2\pi} + \frac{y}{4\alpha} \right) e^{\pi \frac{\alpha}{4y}} + 2 \sum_{k \geq 1} e^{-\pi \frac{\alpha}{y} (k^2 - \frac{1}{4})} \left(\frac{\alpha}{y} k^2 + \frac{1}{2\pi} + \frac{y}{4\alpha} \right) \right).$$

As preparation for estimating the right-hand side, we observe that, for $t > 0$,

$$t \mapsto t k^2 e^{-\pi t (k^2 - \frac{1}{4})}$$

has a maximum in $t = \frac{4}{(4k^2 - 1)\pi}$ and is decreasing afterwards. In particular, this implies that $t \mapsto t k^2 e^{-\pi t (k^2 - \frac{1}{4})}$ is maximal for $t = 1$ on $[1, \infty)$ and any fixed $1 \leq k \in \mathbb{N}$. Furthermore, as $y^2 \geq \frac{1}{2}$, we have

$$e^{-\pi \alpha y (l^2 - 1)} e^{\pi \frac{\alpha}{4y}} = e^{-\pi \alpha y (l^2 - 1 - \frac{1}{4y^2})} \leq e^{-\pi \alpha y (l^2 - 1 - \frac{1}{2})}.$$

Therefore, all that is left to observe, is the fact that

$$2 > \left(\frac{1}{2\pi} + \frac{1}{4} \right) \sum_{l \geq 1} l^2 e^{-\frac{\pi}{2} (l^2 - \frac{3}{2})} + 2 \sum_{l \geq 1} l^2 e^{-\frac{\pi}{2} (l^2 - 1)} \sum_{k \geq 1} e^{-\pi (k^2 - \frac{1}{4})} (k^2 + \frac{1}{2\pi} + \frac{1}{4}) = 1.20646 \dots$$

□

In combination, Proposition 5.5 and Proposition 5.6 prove Lemma 5.4 and our analysis of the x -derivative is finished.

6. ANALYSIS ON THE LINE $x = \frac{1}{2}$

6.1. Second Main Lemma. This final section is dedicated to proving the two remaining estimates, which we state as our Second Main Lemma. Recall that for $x = 1/2$ we have $b(1/2, y) = a(1/2, y)$ for all $y \geq \sqrt{3}/2$. We use the point a in the notation in the sequel, as it emphasizes the geometric meaning and our intuition in the following proofs.

Lemma 6.1 (Second Main Lemma). *Let $\alpha > 0$ be fixed, a as in (3.9) with $x = \frac{1}{2}$ and $y \geq \frac{\sqrt{3}}{2}$, then*

$$\theta_\Lambda(a; \alpha) \quad \text{and} \quad \widehat{\theta}_\Lambda(a; \alpha) \quad \text{are maximized}$$

if and only if $y = \frac{\sqrt{3}}{2}$.

We first state the two estimates and then discuss the ideas behind their proof before giving the concrete arguments. Both estimates are concerned with showing that an infinite sum of functions assumes its maximum in a fixed point. We abbreviate $\theta_\Lambda(a; \alpha)$ and $\widehat{\theta}_\Lambda(a; \alpha)$ as

$$f_\alpha(y) = \sum_{k, l \in \mathbb{Z}} e^{-\frac{\pi \alpha}{y} ((k+a_1)^2 + (k+a_1)(l+a_2) + (\frac{1}{4} + y^2)(l+a_2)^2)}$$

and

$$g_\alpha(y) = \sum_{k, l \in \mathbb{Z}} e^{-\frac{\pi \alpha}{y} (k^2 + kl + (\frac{1}{4} + y^2)l^2)} e^{2\pi i (ka_2 - la_1)},$$

respectively. We will also refer to these functions as *the first sum* and *the second sum*. Since $x = 1/2$, the coordinates of the point $a = (a_1, a_2)$ are explicitly given by

$$a_1(y) = \frac{1}{4} + \frac{1}{16y^2} \quad \text{and} \quad a_2(y) = \frac{1}{2} - \frac{1}{8y^2}.$$

The goal is to prove that $f_\alpha(y)$ and $g_\alpha(y)$ attain their maximum in $y = \sqrt{3}/2$ for all $\alpha > 0$.

Proposition 6.2. *For all $\alpha \geq 1$, we have*

$$\max_{y \geq \sqrt{3}/2} f_\alpha(y) = f_\alpha(\sqrt{3}/2).$$

The other half of the proof is then showing the analogous statement for $g_\alpha(y) = \frac{1}{\alpha} f_{\frac{1}{\alpha}}(y)$.

Proposition 6.3. *For all $\alpha \geq 1$, we have*

$$\max_{y \geq \sqrt{3}/2} g_\alpha(y) = g_\alpha(\sqrt{3}/2).$$

6.2. The architecture of the proofs. We quickly provide a birds-eye view of the actual argument and emphasize the nontrivial components of each proof (which also helps in clarifying which parts of the proofs will be laborious but ultimately not difficult estimates). Both proofs can be roughly summarized in the following way: we are given a function of the form

$$h_\alpha(y) = \sum_{k,l \in \mathbb{Z}} e^{-\pi\alpha \phi_{k,l}(y)} \psi_{k,l}(y).$$

The overarching idea will be as follows: we will establish bounds on

$$\min_{y \geq \sqrt{3}/2} \phi_{k,l}(y) \quad \text{from below}$$

which grow with k and l (see Lemma 6.7 and Lemma 6.18). This then suggests that in the sum defining $h_\alpha(y)$ only relatively few terms will actually contribute substantially. This is indeed what happens when α is uniformly bounded away from 0. This is also the reason why we use the Poisson summation formula: it allows us to deal with two sums for which $\alpha \geq 1$ as opposed to the much more difficult problem of analyzing $\alpha > 0$ for any single sum.

The next idea, crucial for book-keeping, is the following: we expect that most of the argument will actually be concerned with $y \sim \sqrt{3}/2$ close to the point where the maximum occurs. Indeed, both sums, the first sum and the second sum, have a critical point in $y = \sqrt{3}/2$ (see Lemma 4.1). We thus expect that what is most important about a given function $\phi_{k,l}(y)$ is actually its value in the conjectured maximum $\phi_{k,l}(\sqrt{3}/2)$. These values result in nice quadratic forms;

$$\begin{aligned} Q_1(k, l) &= \frac{\sqrt{3}}{2} \left(l + \frac{1}{3} \right)^2 + \frac{2}{\sqrt{3}} \left(k + \frac{l+1}{2} \right)^2 && \text{for the first sum} \\ Q_2(k, l) &= k^2 + kl + l^2 && \text{for the second sum.} \end{aligned}$$

We remark that we dropped a factor $2/\sqrt{3}$ which should appear in $Q_2(k, l)$. We will use these quadratic forms as a way of estimating $\exp(-\pi\alpha \cdot \phi_{k,l}(y)) \psi_{k,l}(y)$ by giving estimates for its maximum, the maximum of its derivative and the maximum of its second derivative all in terms of $Q_i(k, l)$. This is essentially a way of book-keeping by allowing us to discard the variable y . The proofs are then ultimately simple:

- (1) Show that $h_\alpha(y)$ has a critical point in $y = \sqrt{3}/2$
- (2) Show that any global maximum has to happen close to $\sqrt{3}/2$ and
- (3) Show that the second derivative of h_α is negative in that region of interest.

For both sums, the ‘region of interest’ will depend on α as it gets larger. We will consider

$$\begin{aligned} \frac{\sqrt{3}}{2} \leq y \leq \frac{\sqrt{3}}{2} + \frac{1}{3\sqrt{\alpha}} & \quad \text{for the first sum and} \\ \frac{\sqrt{3}}{2} \leq y \leq \frac{\sqrt{3}}{2} + \frac{1}{4\sqrt{\alpha}} & \quad \text{for the second sum.} \end{aligned}$$

We note at this point that one could work with a uniform region of interest, say $y \in [\sqrt{3}/2, 1]$, for the second sum (Lemma 6.26 does not technically require a smallness condition on the region of interest); this could simplify the step (2) when carried out for the second sum but we have sufficient control (Lemma 6.21) and it is not required. There are several other differences between the two sums. The second sum is slightly more delicate: we only have favorable universal estimates for summands indexed by $(k, l) \in \mathbb{Z}^2$ when $l \neq 0$. However, the sum corresponding with respect to $k \in \mathbb{Z}$, $l = 0$ can be written as a Jacobi theta function θ_3 . We will use some intuition coming from that to get the desired argument.

6.3. How to read the argument. Ultimately, the argument is quite simple: both f_α and g_α have a critical point in $y = \sqrt{3}/2$, they have a negative second derivative in a neighborhood of that point and are much smaller than the value in $y = \sqrt{3}/2$ outside that neighborhood. We also emphasize that for each $\alpha \geq 1$, both functions f_α and g_α are effectively dominated by relatively few terms: their summands are of the form $\exp(-\pi\alpha\phi_{k,l}(y))\psi_{k,l}(y)$ and the smallest possible value of $\phi_{k,l}(y)$ grows like the square root of a positive-definite quadratic form in k, l (so at least linearly). In particular, as $\alpha \rightarrow \infty$, the function f_α is dominated by three terms (the three terms for which the quadratic form $Q_1(k, l)$, introduced below, is minimal) and the function g_α is dominated by six terms (the six terms for which the quadratic form $Q_2(k, l)$, introduced below, is minimal).

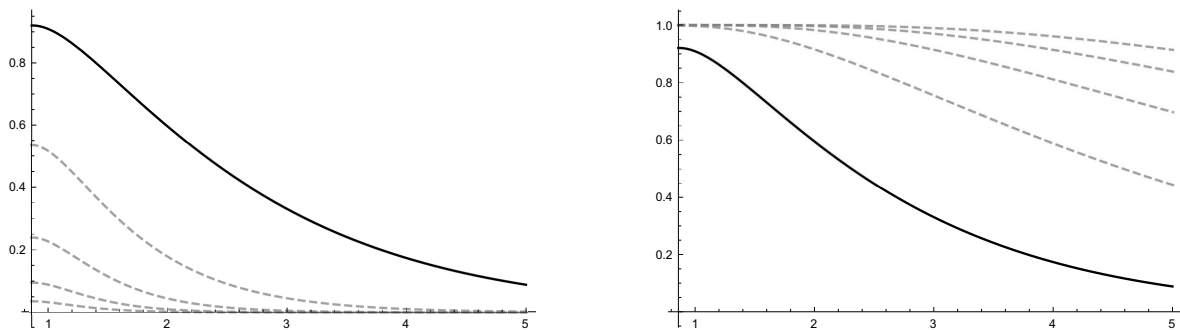


Figure 6. The functions $\alpha f_\alpha(y)$ (left) and $g_\alpha(y)$ (right) for values $\alpha = 1$ (solid graph) and $\alpha \in \{2, 3, 4, 5\}$ (dashed) in $\sqrt{3}/2 \leq y \leq 5$. Note that $f_1(y) = g_1(y)$. While the issue for αf_α is that it gets numerically small, the problem for g_α is that it becomes flat as $\alpha \rightarrow \infty$.

The difficulty is thus two-fold: to make the arguments effective for values $1 \leq \alpha \ll \infty$, and to ensure that things stay well-behaved as α gets large. A hint of the difficulty is shown in Figure 6. As α gets large, the function g_α becomes very flat close to the conjectured maximum: the second derivatives are negative but they are exponentially decaying in α . This requires a careful asymptotic analysis. We simplify the exposition of the argument in several ways by

- (1) using a finite amount of computation to deal with the cases $1 \leq \alpha \leq 6$ for f_α and $1 \leq \alpha \leq 5$ for g_α which are well-behaved: there are finitely many relevant terms which are nicely behaved and not yet exponentially small
- (2) not giving all the details whenever the missing details are either standard estimates or standard computations (or both).

The cases of small α are actually fairly easy to deal with: (1) the second derivatives are not only negative, they are negative and bounded away from 0, (2) the functions f_α and g_α decay quickly away from the conjectured maximum. We note that checking these cases computationally would not be strictly required: our framework is robust and could handle $\alpha \geq 1$, however, it would require the asymptotic analysis of ~ 20 quantities as opposed to ~ 6 quantities which would make the argument much longer without adding anything of substance. Moreover, the behavior for relatively small values of α is not actually in any way subtle: the subtlety lies in controlling the asymptotic behavior.

As for the details, there is a little bit of redundancy in both arguments since they are somewhat analogous: for example, Lemma 6.9 shows how to handle the three main terms of the sum algebraically, Lemma 6.10 does the same for 9 terms but we skip the details. We generally give a little bit more detail for f_α and less details for the analogous parts in g_α . However, we note that there are difficulties in g_α that do not appear in f_α and we give details for these. Many of our arguments will end up in inequalities of a specific type, an example of which is the following:

$$\sum_{\substack{k,l \in \mathbb{Z} \\ k^2+l^2 \geq 2}} \exp(-\pi\alpha(k^2+l^2)) \leq e^{-\pi\alpha}.$$

We note that (which will be true for all inequalities of this type that we encounter) this inequality will be false for small values of α and will be true for sufficiently large values of α (the left-hand side has asymptotic behavior $\sim 4e^{-2\pi\alpha}$). None of this is difficult to prove (note the rapid decay of the terms, one could for example use standard geometric series). We will skip the verification of these sums and instead merely list the approximate threshold value α_0 such that the inequality will be true for any $\alpha \geq \alpha_0$ (in the example shown above, we have $\alpha_0 \sim 0.47$). None of our arguments will be particularly tight in terms of these constants α_0 and they could all be made precise using the typical elementary arguments (whenever the arguments are not typical, they are given). Since none of our arguments are particularly tight, there is some flexibility: by improving the estimates in one Lemma, one might be able to reduce the value of α_0 in another and so on.

6.4. Proof of Proposition 6.2.

6.4.1. Proof of Proposition 6.2: critical point.

Lemma 6.4. *For all $\alpha \geq 1$, the function $f_\alpha(y)$ has a critical point in $y = \sqrt{3}/2$.*

Proof. This is a simple consequence of Lemma 4.1. □

6.4.2. *Proof of Proposition 6.2: introducing Q_1 .* The first sum, which will be denoted by $f_\alpha(y)$ can be written as

$$f_\alpha(y) = \sum_{k,l \in \mathbb{Z}^2} e^{-\pi\alpha \phi_{k,l}(y)} = \sum_{k,l \in \mathbb{Z}^2} f_{k,l}(y),$$

where we use the abbreviations

$$f_{k,l}(y) = e^{-\pi\alpha \phi_{k,l}(y)}$$

and

$$\begin{aligned}\phi_{k,l}(y) &= \frac{1}{y} \left((k+a_1)^2 + (k+a_1)(l+a_2) + \left(\frac{1}{4} + y^2\right)(l+a_2)^2 \right) \\ &= \frac{1}{y} \left(\left(k + \frac{l+1}{2}\right)^2 + y^2(l+a_2)^2 \right)\end{aligned}$$

Indeed, in the point $y = \sqrt{3}/2$, the expression simplifies to

$$f_\alpha\left(\frac{\sqrt{3}}{2}\right) = \sum_{k,l \in \mathbb{Z}^2} e^{-\pi\alpha \left(\frac{2}{\sqrt{3}} \left(k + \frac{l+1}{2}\right)^2 + \frac{\sqrt{3}}{2} \left(l + \frac{1}{3}\right)^2 \right)}.$$

This suggests introducing the quadratic form

$$Q_1(k,l) = \frac{2}{\sqrt{3}} \left(k + \frac{l+1}{2}\right)^2 + \frac{\sqrt{3}}{2} \left(l + \frac{1}{3}\right)^2$$

allowing us to write

$$f_\alpha\left(\frac{\sqrt{3}}{2}\right) = \sum_{k,l \in \mathbb{Z}^2} e^{-\pi\alpha Q_1(k,l)}.$$

$Q_1(k,l)$	(k,l)
$1 \times 2/(3\sqrt{3})$	$(0, -1), (-1, 0), (0, 0)$
$4 \times 2/(3\sqrt{3})$	$(-1, -1), (1, -1), (-1, 1)$
$7 \times 2/(3\sqrt{3})$	$(0, -2), (1, -2), (-2, 0), (1, 0), (-2, 1), (0, 1)$

Figure 7. The first few values of $Q_1(k,l)$ together with the points where it is assumed.

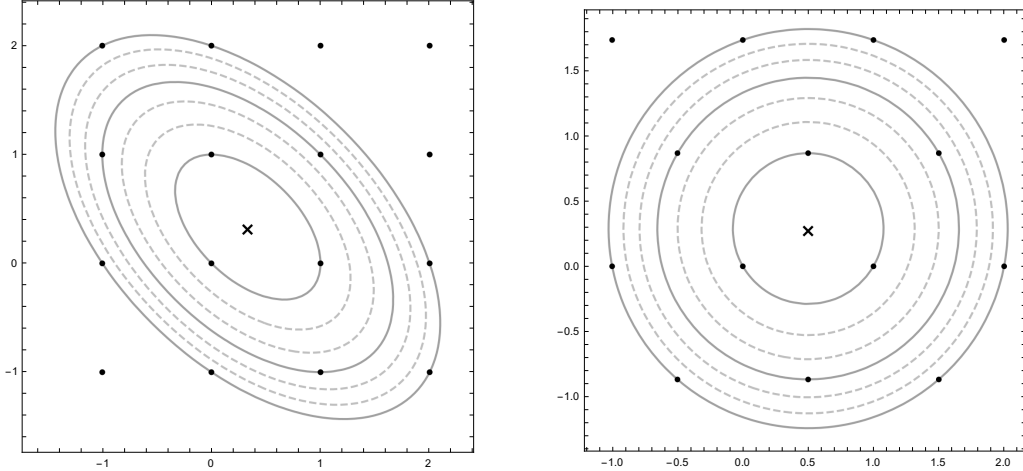


Figure 8. *Left:* Collecting lattice points using the quadratic form $Q_1(k,l)$. Ignoring the factor $\frac{2}{3\sqrt{3}}$, there are lattice points where $Q_1 \in \{1, 4, 7\}$ (solid ellipses), but $Q_1 \notin \{2, 3, 5, 6\}$ (dashed ellipses). *Right:* After a linear change of coordinates, we see that Q_1 collects lattice points of the hexagonal lattice which all have a given distance from the circumcenter.

Lemma 6.5 (Growth of Q_1). *We have, for all $(k, l) \in \mathbb{Z}^2$,*

$$Q_1(k, l) \geq \frac{2}{3\sqrt{3}}. \quad \text{as well as} \quad Q_1(k, l) \geq \frac{2}{3\sqrt{3}}(k^2 + l^2).$$

Proof. We write

$$k = r \cos \theta \quad \text{and} \quad l = r \sin \theta.$$

Then, after some elementary algebra, we have

$$Q_1(k, l) = \frac{2}{3\sqrt{3}} + \frac{6r^2}{3\sqrt{3}} + \frac{2r(r \sin(t) \cos(t) + \sin(t) + \cos(t))}{\sqrt{3}}.$$

Using $\sin(t) \cos(t) \geq -1/2$ and $\cos(t) + \sin(t) \geq -\sqrt{2}$, we see that for $r \geq 8.3 = \sqrt{68.89}$,

$$\begin{aligned} Q_1(k, l) &\geq \frac{2}{3\sqrt{3}} + \frac{3r^2}{3\sqrt{3}} + \frac{2r(\sin(t) + \cos(t))}{\sqrt{3}} \\ &\geq \frac{2}{3\sqrt{3}} + \frac{3r^2}{3\sqrt{3}} - \frac{\sqrt{8}r}{\sqrt{3}} \geq \frac{2r^2}{3\sqrt{3}}. \end{aligned}$$

It thus suffices to check all lattice points $(k, l) \in \mathbb{Z}^2$ for which $k^2 + l^2 \leq 69$ and we see that the inequality holds for these. \square

6.4.3. Proof of Proposition 6.2: the range $1 \leq \alpha \leq 6$. We will reduce the special case $1 \leq \alpha \leq 6$ to an elementary argument using a finite amount of computation. It is relatively easy to verify (Lemma 6.6) that the function is concave for $\sqrt{3}/2 \leq y \leq 1$ and $1 \leq \alpha \leq 6$: combined with Lemma 6.4, this implies that the largest value in that interval is assumed for $y = \sqrt{3}/2$. It then remains to show (Lemma 6.8) that there cannot be any maximum outside this interval.

Lemma 6.6. *For $1 \leq \alpha \leq 6$ and in the region $\sqrt{3}/2 \leq y \leq 1$, the function $f_\alpha(y)$ has a unique maximum in $y = \sqrt{3}/2$.*

Proof. We know (Lemma 6.4) that there is a critical point in $y = \sqrt{3}/2$. It thus suffices to show that the second derivative is negative. This ends in explicit computations in the region

$$(\alpha, y) \in (1, 6) \times (\sqrt{3}/2, 1) = \Omega.$$

The function f_α can be differentiated in closed form and the derivatives inherit the exponential decay (see Lemma 6.11). The rapid exponential decay allows to observe that

$$\sup_{(\alpha, y) \in \Omega} \frac{d^2}{dy^2} f_\alpha \left(\frac{1}{2}, y \right) \leq -0.01.$$

More precisely, we see that in the closure of that region the maximum of the second derivative is attained for $y = 1$ and $\alpha = 6$ and evaluates roughly to -0.0115 . We will not use this fact (which would require more extensive numerics) and use it for illustrative purposes: since we do not use the precise result -0.0115 and are content with a much weaker estimate (even -0.001 would suffice), the continuity and exponential decay of the involved functions reduces to the verification to a finite number of computations (see Lemma 6.11). \square

This establishes that there cannot be any maximum close to $y = \sqrt{3}/2$, it remains to rule out potential maxima satisfying $y \geq 1$. The next Lemma is quite crucial as it shows that functions of the form $\exp(-\pi\alpha\phi_{k,l}(y))$ are uniformly small when k and l are large because $\phi_{k,l}(y)$ is uniformly large when $y \geq \sqrt{3}/2$.

Lemma 6.7. *We have*

$$\min_{y \geq \sqrt{3}/2} \phi_{k,l}(y) \geq \frac{1}{2} \sqrt{Q_1(k,l)}.$$

Proof. We first establish the statement by hand for $|k|, |l| \leq 20$. In that region, the minimal ratio is at least 0.62 and attained only for (k, l) one of $(0, 0), (-1, 0), (0, -1)$ (these are the three dominant terms). We aim to prove a lower bound on

$$\phi_{k,l}(y) = \frac{(2k+l+1)^2}{4y} + y \left(l + \frac{1}{2} - \frac{1}{8y^2} \right)^2.$$

We note that for $y \geq \sqrt{3}/2$, we have

$$\frac{1}{3} \leq \frac{1}{2} - \frac{1}{8y^2} \leq \frac{1}{2}.$$

Therefore, we have, for $\sqrt{3}/2 \leq y \leq 1$,

$$\left(l + \frac{1}{2} - \frac{1}{8y^2} \right)^2 \geq \begin{cases} l^2 & \text{if } l \geq 0 \\ (|l| - \frac{1}{2})^2 & \text{if } l < 0 \end{cases} \geq \left(|l| - \frac{1}{2} \right)^2$$

and thus

$$\phi_{k,l}(y) \geq \frac{(2k+l+1)^2}{4y} + y \left(|l| - \frac{1}{2} \right)^2.$$

This leads us to consider general functions of the type

$$h(y) = \frac{A}{y} + By,$$

where $A, B > 0$. It is easy to see that h assumes its global minimum in $y = (A/B)^{1/2}$ (with value $2(AB)^{1/2}$) and is then monotonically increasing. Since we only care about $y \geq \sqrt{3}/2$, this leads to two different cases: if $A/B \leq 3/4$, then the minimum is assumed for a value of $y \leq \sqrt{3}/2$ and, by convexity of the function h , the minimal value in the region of interest is thus assumed in $y = \sqrt{3}/2$. Conversely, if $A/B \geq 3/4$, then the minimal value is $2(AB)^{1/2}$. The argument then follows from comparing quadratic forms (as above). We quickly note the precise results that result from this approach: the approach does not imply the result for small values of (k, l) (here: $(0, -1)$ and $(-1, 1)$) where the bound is too lossy; however, these cases have been excluded by hand before. More computations would imply that the constant $1/2$ could be increased to $4/5$ (except for the three dominant terms) but this will not be necessary. \square

Lemma 6.8. *For $1 \leq \alpha \leq 6$ and $y \geq 1$, we have*

$$f_\alpha\left(\frac{1}{2}, y\right) \leq f_\alpha\left(\frac{1}{2}, \frac{\sqrt{3}}{2}\right).$$

Proof. We start by noting that, as above, there is some room to maneuver since we actually have

$$f_\alpha\left(\frac{1}{2}, 1\right) \leq 0.99 \cdot f_\alpha\left(\frac{1}{2}, \frac{\sqrt{3}}{2}\right).$$

The precise constant is $0.9875\dots$ which is only assumed for $\alpha = 1$, then the ratio is steadily decreasing. For $\alpha = 6$, the ratio is approximately 0.8977. Moreover, we claim that, for

$1 \leq \alpha \leq 6$ and $y \geq 1$,

$$\sum_{\substack{k,l \in \mathbb{Z} \\ |k|, |l| \leq 5}} e^{-\pi\alpha \phi_{k,l}(y)} - \sum_{\substack{k,l \in \mathbb{Z} \\ |k|, |l| \leq 2}} e^{-\pi\alpha \phi_{k,l}(y)} \leq \frac{1}{500} \cdot f_\alpha\left(\frac{1}{2}, \frac{\sqrt{3}}{2}\right).$$

This inequality is again far from sharp: the constant could be replaced by $1/1500$ for $\alpha = 1$ and for much smaller terms when α is even slightly bigger (the terms that do not cancel have faster exponential decay in α). Using Lemma 6.7, we see that the remaining terms are actually quite small: we have

$$\sum_{\substack{(k,l) \in \mathbb{Z}^2 \\ \max\{|k|, |l|\} > 5}} e^{-\pi\alpha \phi_{k,l}(y)} \leq \sum_{\substack{(k,l) \in \mathbb{Z}^2 \\ \max\{|k|, |l|\} > 5}} e^{-\pi\alpha \left(\min_{y \geq \sqrt{3}/2} \phi_{k,l}(y)\right)} \leq \sum_{\substack{(k,l) \in \mathbb{Z}^2 \\ \max\{|k|, |l|\} > 5}} e^{-\pi\alpha \frac{1}{2} \sqrt{Q_1(k,l)}}.$$

A short computation shows that if $\max\{|k|, |l|\} > 5$, then

$$Q_1(k, l) \geq \frac{146}{3\sqrt{3}} \sim 28.09$$

and thus

$$\frac{1}{2} \sqrt{Q_1(k, l)} \geq 2.65.$$

We note that these terms therefore undergo exponential decay many orders faster than the leading order terms which are of size

$$e^{-\frac{2\pi\alpha}{3\sqrt{3}}} \sim e^{-0.38\pi\alpha}.$$

Indeed, we have, for example, for $\alpha \geq \alpha_0 \sim 0.95$ that

$$\sum_{\substack{(k,l) \in \mathbb{Z}^2 \\ \max\{|k|, |l|\} > 5}} e^{-\pi\alpha \cdot \frac{1}{2} \sqrt{Q_1(k,l)}} < \frac{1}{200} e^{-\frac{2\pi\alpha}{3\sqrt{3}}}.$$

□

6.4.4. Proof of Proposition 6.2: a restricted sum. The purpose of this section is to show that close to the conjectured maximum $y \sim \sqrt{3}/2$, the second derivative of the first sum is negative in a way that can be quantified. We first illustrate this for a dominant term: when $\alpha \geq 6$, the function will be approximated by three leading terms: these are the terms corresponding to (k, l) being $(0, 0)$, $(0, -1)$ or $(-1, 0)$ (recall Figure 7). These are also the values for which

$$Q_1(k, l) = \frac{2}{3\sqrt{3}} \quad \text{assumes its minimal value.}$$

For these three tuples (k, l) , we have

$$\phi_{k,l}(y) = \frac{(4y^2 + 1)^2}{64y^3},$$

so three times the same function. We refer to these three functions as ‘the dominant terms’.

Lemma 6.9. *Let $\alpha \geq 6$. The dominant terms are concave for $\sqrt{3}/2 \leq y \leq \sqrt{3}/2 + 1/(3\sqrt{\alpha})$. Moreover, in that interval,*

$$\frac{d^2}{dy^2} e^{-\pi\alpha \phi_{0,0}(y)} \leq -0.84 \alpha e^{-\frac{2\pi\alpha}{3\sqrt{3}}}.$$

Remark. This inequality has a little bit of wiggle room: a more careful analysis shows that the constant -0.84 could be replaced by roughly -0.88 (with equality if and only if $\alpha = 6$ and $y = \sqrt{3}/2 + 1/(3\sqrt{\alpha})$). Moreover, the constant could be replaced by even smaller constants as α increases (see also Lemma 6.10).

Proof. Since all three functions are identical, it suffices to consider $(k, l) = (0, 0)$. A short computation shows that

$$\frac{d^2}{dy^2} e^{-\pi\alpha\phi_{0,0}(y)} = \frac{\pi\alpha e^{-\frac{\pi\alpha(4y^2+1)^2}{64y^3}} \left(\pi\alpha (-16y^4 + 8y^2 + 3)^2 - 256y^3 (4y^2 + 3) \right)}{4096y^8}.$$

We note that in the range

$$\frac{\sqrt{3}}{2} \leq y \leq \frac{\sqrt{3}}{2} + \frac{1}{3\sqrt{\alpha}} \leq \frac{\sqrt{3}}{2} + \frac{1}{3\sqrt{6}},$$

we have the inequalities

$$\begin{aligned} \pi\alpha (-16y^4 + 8y^2 + 3)^2 &\leq 1450 \pi\alpha \left(y - \frac{\sqrt{3}}{2} \right)^2 \\ \text{and} \quad -256y^3 (4y^2 + 3) &\leq -990 - 4500 \left(y - \frac{\sqrt{3}}{2} \right) \ll 0 \end{aligned}$$

Using these two inequalities, we can bound the second derivative from above

$$\frac{\partial^2}{\partial y^2} e^{-\pi\alpha\phi_{0,0}(y)} \leq \frac{\pi\alpha e^{-\frac{\pi\alpha(4y^2+1)^2}{64y^3}}}{4096y^8} \left(1450 \pi\alpha \left(y - \frac{\sqrt{3}}{2} \right)^2 - 990 - 4500 \left(y - \frac{\sqrt{3}}{2} \right) \right).$$

A quick computation shows that in the range $\sqrt{3}/2 \leq y \leq \sqrt{3}/2 + 1/(3\sqrt{\alpha})$, we have (uniformly for $\alpha \geq 6$) that

$$1450 \pi\alpha \left(y - \frac{\sqrt{3}}{2} \right)^2 - 990 - 4500 \left(y - \frac{\sqrt{3}}{2} \right) \leq -480.$$

The function $(4y^2 + 1)^2 / (64y^3)$ is monotonically increasing for $y \geq \sqrt{3}/2$ from which we can conclude that

$$\frac{\pi\alpha e^{-\frac{\pi\alpha(4y^2+1)^2}{64y^3}}}{4096y^8} \quad \text{assumes its minimum at } y = \frac{\sqrt{3}}{2} + \frac{1}{3\sqrt{\alpha}}.$$

An explicit computation shows that the exponential term satisfies

$$\exp \left(-\frac{\pi \left(4 \left(\frac{1}{3\sqrt{\alpha}} + \frac{\sqrt{3}}{2} \right)^2 + 1 \right)^2 a}{64 \left(\frac{1}{3\sqrt{\alpha}} + \frac{\sqrt{3}}{2} \right)^3} \right) \geq e^{-\frac{2\pi}{27\sqrt{3}}} e^{\frac{2\pi\alpha}{3\sqrt{3}}} \geq 0.87 e^{-\frac{2\pi\alpha}{3\sqrt{3}}}.$$

Combining all these estimates shows that

$$\frac{\partial^2}{\partial y^2} e^{-\pi\alpha\phi_{0,0}(y)} \leq 0.87 \frac{\pi\alpha e^{-\frac{2\pi\alpha}{3\sqrt{3}}}}{4096y^8} \left(1450\pi\alpha \left(y - \frac{\sqrt{3}}{2} \right)^2 - 990 - 4500 \left(y - \frac{\sqrt{3}}{2} \right) \right).$$

Some quick computations show that, in the region of interest, the quadratic polynomial assumes its maximum value at $y = \sqrt{3}/2$ (that maximum being -990) as long as $\alpha < 72900/(841\pi^2) \sim 8.78$ and assumes its maximum at $y = \sqrt{3}/2 + 1/(3\sqrt{\alpha})$ for larger values of α . A standard computation of the arising quantities for $6 \leq \alpha \leq 20$ shows the desired inequality for these cases. As α becomes large, this allows us to prove the asymptotic estimate

$$\frac{\partial^2}{\partial y^2} e^{-\pi\alpha\phi_{0,0}(y)} \leq 0.87 \frac{\pi\alpha e^{-\frac{2\pi\alpha}{3\sqrt{3}}}}{1296} \cdot (-480) \leq -\alpha e^{-\frac{2\pi\alpha}{3\sqrt{3}}}.$$

□

Lemma 6.10. *Let $\alpha \geq 6$. If $\sqrt{3}/2 \leq y \leq \sqrt{3}/2 + 1/(3\sqrt{\alpha})$, then*

$$\frac{d^2}{dy^2} \sum_{-1 \leq k, l \leq 1} e^{-\pi\alpha\phi_{k,l}(y)} \leq -2.5\alpha e^{-\frac{2\pi\alpha}{3\sqrt{3}}}.$$

Remark. This result is almost a consequence of Lemma 6.9. The sum contains the three of the dominant terms, so Lemma 6.9 already contributes the right hand side with a constant of $-0.84 \cdot 3 = -2.52$. The inequality now states that all the other terms do not contribute too much to this constant. Indeed, a quick numerical test shows that the other terms contribute $\sim 10^{-6}$ for $\alpha = 6$ and then even less as α increases (due to a different exponential growth).

Proof. An explicit computation shows that

$$\sum_{-1 \leq k, l \leq 1} e^{-\pi\alpha\phi_{k,l}(y)} = e^{-\frac{\pi\alpha(144y^4 + 232y^2 + 1)}{64y^3}} \cdot X,$$

where

$$X = \left(e^{\frac{3\pi\alpha}{y}} + e^{\frac{4\pi\alpha}{y}} + e^{\pi\alpha\left(2y + \frac{3}{2y}\right)} + 2e^{\pi\alpha\left(2y + \frac{5}{2y}\right)} + 3e^{\pi\alpha\left(2y + \frac{7}{2y}\right)} + 1 \right).$$

The result follows from lengthy (but standard) estimates as in Lemma 6.9. □

6.4.5. *Proof of Proposition 6.2: gradient estimates.* The function f_α can be written as (this representation slightly deviates from the one above but is exactly the same)

$$f_\alpha(y) = \sum_{k, l \in \mathbb{Z}} e^{-\pi\alpha\phi_{k,l}(y)},$$

where

$$\phi_{k,l}(y) = \frac{(2k + l + 1)^2}{4y} + y \left(l - \frac{1}{8y^2} + \frac{1}{2} \right)^2.$$

The goal of this section is to deduce bounds on $\exp(-\pi\alpha\phi_{k,l}(y))$, as well as its first and second derivative. By summation, this will then trivially lead to bounds on the first and second

derivatives of f_α . For functions of the form $\exp(-\pi\alpha\phi_{k,l}(y))$, we trivially have representations of the derivative as

$$\begin{aligned}\frac{d}{dy}e^{-\phi_{k,l}(y)} &= -\pi\alpha e^{-\phi_{k,l}(y)}\phi'(y) \\ \frac{d^2}{dy^2}e^{-\phi_{k,l}(y)} &= (\pi^2\alpha^2\phi'_{k,l}(y)^2 - \phi''_{k,l}(y))e^{-\phi_{k,l}(y)}.\end{aligned}$$

We recall that the quadratic form introduced above;

$$Q_1(k, l) = \phi_{k,l}\left(\frac{\sqrt{3}}{2}\right) = \frac{2}{3\sqrt{3}} + \frac{2}{\sqrt{3}}(k+l) + \frac{2}{\sqrt{3}}(k^2 + kl + l^2).$$

We will deduce bounds on the first and second derivatives in terms of $Q_1(k, l)$. Before discussing Lemma 6.11, we quickly note how to establish inequalities like

$$\forall k, l \in \mathbb{Z} \quad \frac{1}{16} + \frac{|8k^2 + 8k(l+1) + 2l(l+1) + 1|}{6} + \frac{(2l+1)^2}{4} \leq 2Q_1(k, l)$$

since we will encounter several more such inequalities throughout the paper. Both the left-hand side and the right-hand side are quadratic polynomials in k, l . Quadratic polynomials are dominated by their quadratic form. This means, that asymptotically, the growth is given by the quadratic terms corresponding to 2×2 quadratic forms which are easy to compare, the lower order terms lead to perturbations for small k, l (not unlike the proof of Lemma 6.5). In this case, a simple numerical analysis actually suggests the stronger inequality

$$\forall k, l \in \mathbb{Z} \quad \frac{1}{16} + \frac{|8k^2 + 8k(l+1) + 2l(l+1) + 1|}{6} + \frac{(2l+1)^2}{4} \leq \frac{135\sqrt{3}}{128} Q_1(k, l),$$

where $135\sqrt{3}/128 \sim 1.82$ is slightly smaller but this will not be necessary.

Lemma 6.11. *We have*

$$(6.1) \quad \max_{y \geq \sqrt{3}/2} |\phi'_{k,l}(y)| \leq 2Q_1(k, l),$$

$$(6.2) \quad \max_{y \geq \sqrt{3}/2} |\phi''_{k,l}(y)| \leq 3Q_1(k, l).$$

Proof. Collecting powers of y , we have

$$\phi'_{k,l}(y) = \frac{(16y^4(2l+1)^2 - 8y^2(8k^2 + 8k(l+1) + 2l(l+1) + 1) - 3)}{64y^4}.$$

We see that

$$\begin{aligned}|\phi'_{k,l}(y)| &\leq \frac{(2l+1)^2}{4} + \left| \frac{(8k^2 + 8k(l+1) + 2l(l+1) + 1)}{8y^2} \right| + \frac{1}{16} \\ &\leq \frac{(2l+1)^2}{4} + \frac{|8k^2 + 8k(l+1) + 2l(l+1) + 1|}{6} + \frac{1}{16}.\end{aligned}$$

This should be compared to

$$Q_1(k, l) = \phi_{k,l}(\sqrt{3}/2) = \frac{2}{3\sqrt{3}} + \frac{2}{\sqrt{3}}(k+l) + \frac{2}{\sqrt{3}}(k^2 + kl + l^2)$$

and a short computation shows that

$$\max_{y \geq \sqrt{3}/2} |\phi'_{k,l}(y)| \leq 2Q_1(k, l).$$

We do the same thing for the second derivative. Collecting powers of y , we obtain

$$\phi''_{k,l}(y) = \frac{4y^2 (8k^2 + 8k(l+1) + 2l(l+1) + 1) + 3}{16y^5}.$$

We note that the algebraic expression $(8k^2 + 8k(l+1) + 2l(l+1) + 1)$ is comprised of a positive semi-definite quadratic form with lower order perturbations: the quantity can be negative but only linearly in k, l (while it grows quadratically in k, l). As a fairly standard computation shows, we have

$$|\phi''_{k,l}(y)| = \left| \frac{4y^2 (8k^2 + 8k(l+1) + 2l(l+1) + 1) + 3}{16y^5} \right| \leq 3Q_1(k, l).$$

Again, as in many parts of the proof, stronger bounds are conceivable: an asymptotic analysis shows that as $|k|, |l|$ become large, the best constant converges to $8/3$ (which will not be needed for the argument). \square

Using Lemma 6.7, we can immediately deduce Lemma 6.12.

Lemma 6.12. *We have, for all $k, l \in \mathbb{Z}$,*

$$\max_{y \geq \sqrt{3}/2} \left| e^{-\pi\alpha \phi_{k,l}(y)} \right| \leq e^{-\frac{\pi\alpha}{2}\sqrt{Q_1(k,l)}}.$$

Moreover, for $\alpha \geq 5$, we have

$$\max_{y \geq \sqrt{3}/2} \left| \frac{d^2}{dy^2} e^{-\pi\alpha \phi_{k,l}(y)} \right| \leq 5\pi^2 \alpha^2 Q_1(k, l)^2 e^{-\frac{\pi\alpha}{2}\sqrt{Q_1(k,l)}}.$$

Proof. This follows quickly from the previous inequalities. Note that we have

$$\begin{aligned} \left| \frac{d}{dy} e^{-\pi\alpha \phi_{k,l}(y)} \right| &= \pi\alpha |\phi'_{k,l}(y)| e^{-\pi\alpha \phi_{k,l}(y)} \\ &\leq 2\pi\alpha Q_1(k, l) e^{-\frac{\pi\alpha}{2}\sqrt{Q_1(k,l)}}. \end{aligned}$$

Taking second derivatives, we have

$$\frac{d^2}{dy^2} e^{-\pi\alpha \phi_{k,l}(y)} = (\pi^2 \alpha^2 \phi'_{k,l}(y)^2 + \pi\alpha \phi''_{k,l}(y)) e^{-\pi\alpha \phi_{k,l}(y)}$$

and applying the bounds from (6.1) and (6.2) leads to the desired result. \square

6.4.6. Proof of Proposition 6.2: bounding second derivatives.

Lemma 6.13. *Let*

$$f_\alpha(y) = \sum_{k,l \in \mathbb{Z}} e^{-\pi\alpha \phi_{k,l}(y)}.$$

Then, for $\alpha \geq 6$ and for $\sqrt{3}/2 \leq y \leq \sqrt{3}/2 + 1/(3\sqrt{\alpha})$, we have

$$\frac{d^2}{dy^2} f_\alpha(y) < 0.$$

Proof. Lemma 6.10 shows that, under the above assumptions,

$$\frac{d^2}{dy^2} \sum_{-1 \leq k, l \leq 1} e^{-\pi\alpha \phi_{k,l}(y)} \leq -2.5\alpha e^{-\frac{2\pi\alpha}{3\sqrt{3}}}.$$

It therefore suffices to ensure that

$$X = \frac{d^2}{dy^2} \sum_{\substack{(k,l) \in \mathbb{Z}^2 \\ \max\{|k|, |l|\} > 1}} e^{-\pi\alpha \phi_{k,l}(y)} \leq 2.5\alpha e^{-\frac{2\pi\alpha}{3\sqrt{3}}}.$$

Using the triangle inequality and Lemma 6.12, we have

$$X \leq \sum_{\substack{(k,l) \in \mathbb{Z}^2 \\ \max\{|k|, |l|\} > 1}} \max_{y \geq \sqrt{3}/2} \left| \frac{d^2}{dy^2} e^{-\pi\alpha \phi_{k,l}(y)} \right| \leq 5\pi^2\alpha^2 \sum_{\substack{(k,l) \in \mathbb{Z}^2 \\ \max\{|k|, |l|\} > 1}} Q_1(k, l)^2 e^{-\frac{\pi\alpha}{2} \sqrt{Q_1(k, l)}}.$$

This bound, as it turns out, is actually sufficient: we have

$$\min_{k, l \in \mathbb{Z}} Q_1(k, l) = \frac{2}{3\sqrt{3}} \sim 0.38 \dots$$

while

$$\min_{\substack{(k,l) \in \mathbb{Z}^2 \\ \max\{|k|, |l|\} > 1}} Q_1(k, l) = \frac{14}{3\sqrt{3}} \sim 2.69 \dots$$

is by a factor 7 larger (compare figure 7, 8). So, it is clear that for all $\alpha \geq \alpha_0$ sufficiently large

$$5\pi^2\alpha^2 \sum_{\substack{(k,l) \in \mathbb{Z}^2 \\ \max\{|k|, |l|\} > 1}} Q_1(k, l)^2 e^{-\frac{\pi\alpha}{2} \sqrt{Q_1(k, l)}} \leq 2.5\alpha e^{-\frac{2\pi\alpha}{3\sqrt{3}}}$$

has to hold. We may pass to truncated geometric series to obtain closed expressions which can be compared. Numerically, we see that the desired inequality holds for $\alpha_0 \sim 5.96$. \square

6.4.7. *Proof of Proposition 6.2: the maximum is close to $\sqrt{3}/2$.*

Lemma 6.14. *Let $\alpha \geq 6$ and*

$$f_\alpha(y) = \sum_{k, l \in \mathbb{Z}} e^{-\pi\alpha \phi_{k,l}(y)} = \sum_{k, l \in \mathbb{Z}} f_{k,l}(y).$$

The function $f_\alpha(y)$ assumes its maximal value on $[\sqrt{3}/2, \infty]$ for some $y \leq \sqrt{3}/2 + 1/(3\sqrt{\alpha})$.

Proof. The combined value of the three dominant terms at $y = \sqrt{3}/2$ is $3 \exp(-2\pi\alpha/(3\sqrt{3}))$. A simple algebraic computation shows that for one of the three dominant terms (meaning that (k, l) is either $(0, 0)$ or $(-1, 0)$ or $(0, -1)$) $f_{k,l}$ is monotonically decreasing and

$$f_{k,l}\left(\frac{\sqrt{3}}{2} + \frac{1}{c\sqrt{\alpha}}\right) \leq e^{-\frac{2\pi(9c^2 + 10\sqrt{3}c + 9)}{9c(\sqrt{3}c + 2)^3}} f_{k,l}\left(\frac{\sqrt{3}}{2}\right).$$

Outside the $[\sqrt{3}/2, \sqrt{3}/2 + 1/(3\sqrt{\alpha})]$ interval, we can use this to argue that the contribution of the three dominant is at most, using $\alpha \geq 6$,

$$3e^{-\frac{2\pi\sqrt{\alpha}(27\alpha + 10\sqrt{3}\sqrt{\alpha} + 3)}{9(3\sqrt{3}\sqrt{\alpha} + 2)^3}} e^{-\frac{2\pi\alpha}{3\sqrt{3}}} \leq 2.7e^{-\frac{2\pi\alpha}{3\sqrt{3}}}.$$

So there is substantial loss in the leading terms. The question is thus whether it is possible for the remaining terms to contribute anything of size at least 0.3 times the contribution of the leading terms in $y = \sqrt{3}/2$. As it turns out, this does not happen: the inequality

$$\sum_{\substack{k,l \in \mathbb{Z} \\ Q_1(k,l) \geq \frac{8}{3\sqrt{3}}}} e^{-\frac{\pi\alpha}{2}\sqrt{Q_1(k,l)}} < 0.3 e^{-\frac{2\pi\alpha}{3\sqrt{3}}}$$

is true for $\alpha \geq \alpha_0$ where $\alpha_0 \sim 0.7$. □

6.4.8. *Proof of Proposition 6.2.* Lemma 6.6 implies that we only need to consider $\alpha \geq 6$. Lemma 6.14 telling us that the maximum of $f_\alpha(y)$ for $\alpha \geq 6$ occurs at a point

$$\frac{\sqrt{3}}{2} \leq y_{\max} \leq \frac{\sqrt{3}}{2} + \frac{1}{3\sqrt{\alpha}}.$$

Lemma 6.13 implies that f_α is concave in that region and Lemma 6.4 implies there is a critical point in $y = \sqrt{3}/2$ which therefore has to be the unique maximum.

6.5. **Proof of Proposition 6.3.** It remains to prove Proposition 6.3: for all $\alpha \geq 1$ and all $y \geq \sqrt{3}/2$, the function $g_\alpha(y)$ assumes its maximum in $y = \sqrt{3}/2$. We will write $g_\alpha(y)$ as

$$g_\alpha(y) = \sum_{k,l} e^{-\pi\alpha\phi_{k,l}(y)} \psi_{k,l}(y)$$

where the functions $\phi_{k,l}$ and $\psi_{k,l}$ are now (re-)defined via

$$\begin{aligned} \phi_{k,l}(y) &= \frac{1}{y} \left(k^2 + kl + \left(\frac{1}{4} + y^2 \right) l^2 \right) \\ \psi_{k,l}(y) &= \cos \left(2\pi \left(k \left(\frac{1}{2} - \frac{1}{8y^2} \right) - l \left(\frac{1}{4} + \frac{1}{16y^2} \right) \right) \right). \end{aligned}$$

Note that $\phi_{k,l}$ has the same name as the analogous function for the first sum but is a different term – since it plays the same role and since the two proofs are similar but independent, we decided to keep the notation as is.

Lemma 6.15. *For all $\alpha \geq 1$, the function $g_\alpha(y)$ has a critical point in $y = \sqrt{3}/2$.*

Proof. This is a simple consequence of Lemma 4.1. □

6.5.1. *Proof of Proposition 6.3: the case $1 \leq \alpha \leq 5$.*

Lemma 6.16. *If $1 \leq \alpha \leq 5$, then $g_\alpha(y)$ assumes its maximum in $y = \sqrt{3}/2$.*

Proof. We proceed as in the case of the first sum. It is easy to see that the second derivatives are negative for $\sqrt{3}/2 \leq y \leq 1.5$ and $1 \leq \alpha \leq 5$. Indeed, for $1 \leq \alpha \leq 2$, the second derivatives are negative but not close to 0. For $2 \leq \alpha \leq 5$, the second derivatives are monotone and smallest for $y = \sqrt{3}/2$. It is easy to check that, in this region

$$\frac{d^2}{dy^2} g_\alpha(y) \leq -0.000011142.$$

This may seem as if it were difficult to establish but is merely the consequence of quickly decaying exponential terms and not any potential ambiguity in the sign. It remains to show that there is no maximum for $1 \leq \alpha \leq 5$ and $y \geq 1.5$. For $1.5 \leq \alpha \leq 5$, this will follow from Lemma 6.24 further below. It remains to consider the case $1 \leq \alpha \leq 1.5$ and in this regime simple estimates on $g_\alpha(y)$ are indeed sufficient. □

6.5.2. *Proof of Proposition 6.3: introducing Q_2 .* Arguing as above, we will ultimately show that $\exp(-\pi\alpha\phi_{k,l}(y))\psi_{k,l}(y)$ can be controlled in terms of the value of $\phi_{k,l}(y)$ at $y = \sqrt{3}/2$. This value is given by the quadratic form

$$\phi_{k,l}(\frac{\sqrt{3}}{2}) = \frac{2}{\sqrt{3}}(k^2 + kl + l^2).$$

We will work with a slightly simplified form which is only different up to a universal factor;

$$Q_2(k, l) = k^2 + kl + l^2.$$

This simplifies the way several inequalities are written – there is no fundamental difference to the role that Q_1 played in the proof of Proposition 6.2, the difference is in the simplicity of some of the arising terms.

$Q_2(k, l)$	(k, l)
1	$(0, -1), (1, -1), (-1, 0), (1, 0), (-1, 1), (0, 1)$
3	$(1, -2), (-1, -1), (2, -1), (-2, 1), (1, 1), (-1, 2)$
4	$(0, -2), (2, -2), (-2, 0), (2, 0), (-2, 2), (0, 2)$

Figure 9. The values (k, l) for which $0 < Q_2(k, l) \leq 6$.

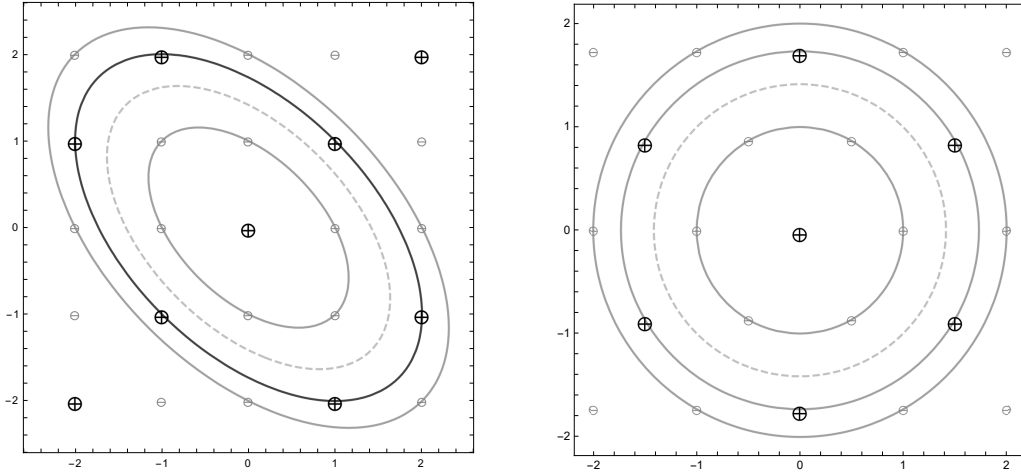


Figure 10. *Left:* The quadratic form Q_2 collects lattice points with charges according to $\psi_{k,l}(\sqrt{3}/2) \in \{+1, -1/2\}$. The origin has a positive charge $+1$. There are 6 lattice points with negative charges of value $-1/2$ where $Q_2 \in \{1, 4\}$ and 6 lattice points with positive charges $+1$ where $Q_2 \in \{3\}$. We note that $Q_2 \notin \{2\}$ (dashed ellipse). *Right:* After a linear change of coordinates, we see that we collect charges in the hexagonal lattice.

Lemma 6.17. *We have*

$$Q_2(k, l) \geq \frac{k^2 + \ell^2}{2}.$$

Proof. This follows from the binomial formula. □

The analogue of Lemma 6.7, showing that the minimal value of $\phi_{k,l}(y)$ grows with k and l is no longer true: we need to assume that $l \neq 0$. This condition is actually necessary: when $l = 0$, then

$$e^{-\pi\alpha\phi_{k,0}(y)}\psi_{k,0}(y) = e^{-\frac{\pi\alpha k^2}{y}} \cos\left(2\pi k\left(\frac{1}{2} - \frac{1}{8y^2}\right)\right)$$

which takes values ± 1 as $y \rightarrow \infty$. This will be compensated by a completely different way of treating the $(k, 0) \in \mathbb{Z}^2$ terms (in Lemma 6.22) and by proving substitute estimates restricted to $\sqrt{3}/2 \leq y \leq 1$ (in Lemma 6.25).

Lemma 6.18. *Suppose $l \neq 0$. Then*

$$\min_{y \geq \sqrt{3}/2} \frac{1}{y} \left(k^2 + kl + \left(\frac{1}{4} + y^2 \right) l^2 \right) \geq \sqrt{Q_2(k, l)}$$

Proof. Let $l \neq 0$. The only interesting case is the one where k and l have opposite signs: if they have the same sign, we can flip one of the signs to generate a function with a smaller minimum. Therefore we now assume that k and l have opposite signs and that $l \neq 0$. The function is positive in the region of interest since $k^2 + kl + l^2 \geq 1$. First observe that the function is convex

$$\frac{d^2}{dy^2} \frac{1}{y} \left(k^2 + kl + \left(\frac{1}{4} + y^2 \right) l^2 \right) = \frac{(2k+l)^2}{2y^3} \geq 0.$$

This shows that minimum is either at $y = \sqrt{3}/2$ or at a point where the derivative vanishes. The derivative vanishes at

$$y_0 = \left| \frac{1}{2} + \frac{k}{l} \right|.$$

We recall that k and l have opposite signs, therefore the term k/l is negative. There is now a simple case distinction: if $k/l \leq -\sqrt{3}/2 - 1/2$, then $y_0 \geq \sqrt{3}/2$ and the minimum is assumed in the point where the derivative vanishes. Otherwise the derivative vanishes earlier and the minimum is assumed in $y = \sqrt{3}/2$. This second case is trivial, since then

$$\frac{1}{y} \left(k^2 + kl + \left(\frac{1}{4} + y^2 \right) l^2 \right) \geq \frac{2}{\sqrt{3}} Q_2(k, l).$$

If, on the other hand, $k/l \leq -\sqrt{3}/2 - 1/2$, then a short computation shows that the minimal value is

$$\min_{y \geq \sqrt{3}/2} \frac{1}{y} \left(k^2 + kl + \left(\frac{1}{4} + y^2 \right) l^2 \right) = -l(2k+l).$$

This term can only be small when $2k+l \sim 0$ but this cannot happen because $k/l \leq -\sqrt{3}/2 - 1/2$ which implies $-l(2k+l) \geq \sqrt{3}l^2$. This then proves the result unless

$$\left(\sqrt{3}l^2 \right)^2 = 3l^4 \leq k^2 + kl + l^2 = Q_2(k, l).$$

If this is the case, then certainly also $2l^4 \leq k^2 + kl$ which implies

$$|k| \geq \frac{1}{2} \left(\sqrt{8l^4 + l^2} - l \right) \geq l^2.$$

In that regime, we have

$$\min_{y \geq \sqrt{3}/2} \frac{1}{y} \left(k^2 + kl + \left(\frac{1}{4} + y^2 \right) l^2 \right) = -l(2k+l) \sim 2|k||l|$$

while our lower bound is clearly smaller

$$\sqrt{Q_2(k, l)} = \sqrt{k^2 + kl + l^2} \sim |k|.$$

□

Lemma 6.19 (Bounds on the function). *We have, for $l \neq 0$,*

$$\left| e^{-\pi\alpha\phi_{k,l}(y)} \psi_{k,l}(y) \right| \leq e^{-\pi\alpha\sqrt{Q_2(k,l)}}.$$

Proof. This follows immediately from Lemma 6.18 and $|\psi_{k,l}(y)| \leq 1$. □

Lemma 6.20 (Second derivative bounds). *We have, for $l \neq 0$, $y \geq \sqrt{3}/2$, $\alpha \geq 5$,*

$$\left| \frac{d^2}{dy^2} e^{-\pi\alpha\phi_{k,l}(y)} \psi_{k,l}(y) \right| \leq 3\pi^2\alpha^2 Q_2(k, l)^2 \cdot e^{-\pi\alpha\sqrt{Q_2(k,l)}}.$$

Proof. The product rule yields

$$\frac{d}{dy} e^{-\pi\alpha\phi_{k,l}(y)} \psi_{k,l}(y) = (-\pi\alpha\phi'_{k,l}(y) \psi_{k,l}(y) + \psi'_{k,l}(y)) e^{-\pi\alpha\phi_{k,l}(y)}.$$

For the first term we need an upper bound on

$$|\phi'_{k,l}(y)| = \left| l^2 - \frac{(2k+l)^2}{4y^2} \right| \leq l^2 + \frac{(2k+l)^2}{3} \leq \frac{4}{3} Q_2(k, l).$$

For the second term, we need an upper bound on

$$|\psi'_{k,l}(y)| \leq 2\pi \left(\frac{k}{4y^3} + \frac{l}{8y^3} \right) \leq 2.5|k| + 1.25|l| \leq 4\sqrt{Q_2(k, l)}.$$

Combining both, we get

$$\left| \frac{d}{dy} e^{-\pi\alpha\phi_{k,l}(y)} \psi_{k,l}(y) \right| \leq \left(\frac{4}{3}\pi\alpha Q_2(k, l) + 4\sqrt{Q_2(k, l)} \right) e^{-\pi\alpha\sqrt{Q_2(k, l)}}.$$

Since $\alpha \geq 5$, we have

$$4\sqrt{Q_2(k, l)} \leq 4Q_2(k, l) \leq \left(\frac{4}{5\pi} \right) \pi\alpha Q_2(k, l)$$

and the result follows. The product rule further yields

$$\begin{aligned} \frac{d^2}{dy^2} e^{-\pi\alpha\phi_{k,l}(y)} \psi_{k,l}(y) = & \left(-\pi\alpha\phi''_{k,l}(y) \psi_{k,l}(y) + \pi^2\alpha^2\phi'_{k,l}(y)^2 \psi_{k,l}(y) \right. \\ & \left. - 2\pi\alpha\phi'_{k,l}(y) \psi'_{k,l}(y) + \psi''_{k,l}(y) - \pi\alpha\phi'_{k,l}(y) \psi_{k,l}(y) \right) e^{-\pi\alpha\phi_{k,l}(y)}. \end{aligned}$$

We need two new ingredients: the first is

$$|\phi''_{k,l}(y)| = \frac{(2k+l)^2}{2y^3} \leq 4 \cdot Q_2(k, l).$$

The second is

$$\begin{aligned} |\psi''_{k,l}(y)| & \leq 4\pi^2 \left(\frac{k}{4y^3} + \frac{l}{8y^3} \right)^2 + 2\pi \left(\frac{3|k|}{4y^4} + \frac{3|l|}{8y^4} \right) \\ & \leq 16 Q_2(k, l) + 2\pi \left(\frac{4|k|}{3} + \frac{2|l|}{3} \right) \\ & \leq 16 Q_2(k, l) + 13 Q_2(k, l) = 29 Q_2(k, l). \end{aligned}$$

It remains to combine all the estimates. We have

$$\begin{aligned}
\pi\alpha \phi''_{k,l}(y) e^{-\pi\alpha \phi_{k,l}(y)} \psi_{k,l}(y) &\leq 4\pi\alpha Q_2(k,l) e^{-\pi\alpha \sqrt{Q_2(k,l)}} \\
\pi^2 \alpha^2 \phi'_{k,l}(y)^2 e^{-\pi\alpha \phi_{k,l}(y)} \psi_{k,l}(y) &\leq \frac{16}{9} \pi^2 \alpha^2 Q_2(k,l)^2 e^{-\pi\alpha \sqrt{Q_2(k,l)}} \\
-2\pi\alpha \phi'_{k,l}(y) e^{-\pi\alpha \phi_{k,l}(y)} \psi'_{k,l}(y) &\leq \frac{32}{3} \pi\alpha Q_2(k,l)^{3/2} e^{-\pi\alpha \sqrt{Q_2(k,l)}} \\
e^{-\pi\alpha \phi_{k,l}(y)} \psi''_{k,l}(y) &\leq 29 Q_2(k,l) e^{-\pi\alpha \sqrt{Q_2(k,l)}} \\
-\pi\alpha \phi'_{k,l}(y) e^{-\pi\alpha \phi_{k,l}(y)} \psi_{k,l}(y) &\leq \frac{4}{3} \pi\alpha Q_2(k,l) e^{-\pi\alpha \sqrt{Q_2(k,l)}}.
\end{aligned}$$

Using $Q_2(k,l) \geq 1$ and $\alpha \geq 5$, by adding all these terms and bounding them from above, we end up getting the desired bound. \square

6.5.3. The case $l = 0$. We will now deal with the terms $(k,l) \in \mathbb{Z}^2$ for which $l = 0$. These are the terms for which Lemma 6.19 and Lemma 6.20 do not apply. In contrast to other arguments in this paper, we will not deal with these terms on an individual basis but instead investigate their sum

$$\sum_{k \in \mathbb{Z}} e^{-\pi\alpha \phi_{k,0}(y)} \psi_{k,0}(y) = \sum_{k \in \mathbb{Z}} e^{-\frac{\pi\alpha k^2}{y}} \cos\left(2\pi k \left(\frac{1}{2} - \frac{1}{8y^2}\right)\right).$$

We recall the standard formula for the heat kernel on the torus $\mathbb{T} \cong [0, 1]$.

$$u(t, x) = 1 + 2 \sum_{k=1}^{\infty} e^{-4\pi^2 k^2 t} \cos(2\pi k x).$$

This is the same expression as above for

$$4\pi^2 t = \frac{\alpha\pi}{y} \quad \text{or} \quad t(y) = \frac{\alpha}{4\pi y}$$

evaluated at

$$x(y) = \frac{1}{2} - \frac{1}{8y^2}.$$

This naturally leads us to consider some basic properties of the heat kernel.

Lemma 6.21. *The heat kernel $u(t, x)$ on $\mathbb{T} \cong [0, 1]$ centered in $x = 0$ has two inflection points. The inflection point in $(0, 1/2)$ is smaller than 0.3 for all $t > 0$. In particular, the function $u(t, x)$ is convex for $0.3 \leq x \leq 0.7$.*

Proof. For small values of t , we have the Gaussian short-time asymptotic

$$u(t, x) \sim \frac{1}{\sqrt{4\pi t}} e^{-\frac{x^2}{4t}},$$

placing the inflection point asymptotically at $x_0 \sim \sqrt{2t} \ll 0.3$. As time becomes large, we have dominance of the leading order term and expect

$$u(t, x) \sim 1 + 2e^{-4\pi^2 t} \cos(2\pi x)$$

having the inflection point at $0.25 \ll 0.3$. For intermediate times $t \sim 1$, some basic estimates show that the critical point actually wanders continuously from 0 to $1/4$. Since we do not require sharp bounds, the case can be dealt with basic asymptotics. \square

Lemma 6.22. *For all $\alpha > 0$ and all $y \geq \sqrt{3}/2$, the function*

$$1 + 2 \sum_{k=1}^{\infty} e^{-\frac{\pi\alpha}{y}k^2} \cos\left(2k\pi\left(\frac{1}{2} - \frac{1}{8y^2}\right)\right)$$

is monotonically decreasing in y .

Proof. We write the expression as $u(t(y), x(y))$ with

$$t(y) = \frac{\alpha}{4\pi y} \quad \text{and} \quad x(y) = \frac{1}{2} - \frac{1}{8y^2}.$$

Note that, since $y \geq \sqrt{3}/2$, we have $1/3 \leq x(y) \leq 1/2$ and, in particular, Lemma 6.21 is always applicable. We note that, using the chain rule,

$$\frac{d}{dy}u(t(y), x(y)) = \frac{d}{dt}u(t(y), x(y))\frac{dt(y)}{dy} + \frac{d}{dx}u(t(y), x(y))\frac{dx(y)}{dy}.$$

Since $u(t, x)$ is the heat kernel, it satisfies the heat equation

$$\frac{d}{dt}u(t, x) = \frac{d^2}{dx^2}u(t, x).$$

We have some information about the second derivatives of the heat kernel in the region of interest thanks to Lemma 6.21 and can conclude that this term is positive. Moreover, we have

$$\frac{dt(y)}{dy} = -\frac{\alpha}{4\pi y^2} < 0 \quad \text{and} \quad \frac{dx(y)}{dy} = \frac{1}{4y^3} > 0.$$

Therefore,

$$\frac{d}{dy}u(t(y), x(y)) = \underbrace{\frac{d^2}{dx^2}u(t(y), x(y))}_{>0} \underbrace{\frac{dt(y)}{dy}}_{<0} + \underbrace{\frac{d}{dx}u(t(y), x(y))}_{<0} \underbrace{\frac{dx(y)}{dy}}_{>0} < 0.$$

□

6.5.4. *Proof of Proposition 6.3: the maxima are in $[\sqrt{3}/2, \sqrt{3}/2 + 1/(4\sqrt{\alpha})]$.* The purpose of this subsection is to prove that when $\alpha \geq 5$, then the global maximum has to be in the region $[\sqrt{3}/2, \sqrt{3}/2 + 1/(4\sqrt{\alpha})]$. The argument comes in two parts: in the first part we sum over $(k, l) \in \mathbb{Z}^2$ with $l = 0$ to recover the heat kernel. We will show that the heat kernel is smaller in $y \geq \sqrt{3}/2 + 1/(4\sqrt{\alpha})$ than it is in $y = \sqrt{3}/2$ and we quantify the difference. The second step of the argument is to show that all the other terms cannot compensate for that difference which implies the statement. We abbreviate

$$G_\alpha(y) = \sum_{k \in \mathbb{Z}} e^{-\frac{\pi\alpha k^2}{y}} \cos\left(2\pi k\left(\frac{1}{2} - \frac{1}{8y^2}\right)\right)$$

Lemma 6.23. *We have, for $\alpha \geq 1$, that*

$$\max_{y \geq \frac{\sqrt{3}}{2} + \frac{1}{4\sqrt{\alpha}}} G_\alpha(y) = G_\alpha\left(\frac{\sqrt{3}}{2} + \frac{1}{4\sqrt{\alpha}}\right) \leq G_\alpha\left(\frac{\sqrt{3}}{2}\right) - \frac{2\sqrt{a}}{3}e^{-\frac{2\pi\alpha}{\sqrt{3}}}.$$

Proof. The first part of the statement,

$$\max_{y \geq \frac{\sqrt{3}}{2} + \frac{1}{4\sqrt{\alpha}}} G_{\alpha}(y) = G_{\alpha}\left(\frac{\sqrt{3}}{2} + \frac{1}{4\sqrt{\alpha}}\right)$$

follows immediately from Lemma 6.22. We use Lemma 6.22 once more: instead of evaluating the heat kernel at $(t(\sqrt{3}/2), x(\sqrt{3}/2))$ and comparing it to

$$\text{the heat kernel in } \left(t\left(\frac{\sqrt{3}}{2} + \frac{1}{4\sqrt{\alpha}}\right), x\left(\frac{\sqrt{3}}{2} + \frac{1}{4\sqrt{\alpha}}\right)\right)$$

we may as well use the monotonicity in x once more to compare $(t(\sqrt{3}/2), x(\sqrt{3}/2))$ with $(t(\sqrt{3}/2 + 1/(4\sqrt{\alpha})), x(\sqrt{3}/2))$. It suffices to estimate the difference between

$$\sum_{k \in \mathbb{Z}} e^{-\frac{\pi \alpha k^2}{\sqrt{3}/2}} \cos\left(\frac{2\pi k}{3}\right) \quad \text{and} \quad \sum_{k \in \mathbb{Z}} e^{-\frac{\pi \alpha k^2}{\sqrt{3}/2 + 1/(4\sqrt{\alpha})}} \cos\left(\frac{2\pi k}{3}\right).$$

Both sums are, due to the rapid decay of its terms, essentially given by their first term as soon as α is sufficiently large and

$$\sum_{k \in \mathbb{Z}} e^{-\pi \alpha k^2 t} \cos\left(\frac{2\pi k}{3}\right) \sim 1 - e^{-\pi \alpha t} + \text{l.o.t.}$$

This requires us to estimate $\exp(-\pi \alpha t)$ for two nearly adjacent values of t , these being

$$t_1 = \frac{1}{\sqrt{3}/2} \quad \text{and} \quad t_2 = \frac{1}{\sqrt{3}/2 + 1/(4\sqrt{\alpha})}.$$

We see that the leading order difference is of the order given by

$$e^{-\pi \alpha t_2} - e^{-\pi \alpha t_1}.$$

The derivative of $\exp(-\pi \alpha t)$ is $-\pi \alpha \exp(-\pi \alpha t)$ and thus, using the mean value theorem

$$\begin{aligned} e^{-\pi \alpha t_2} - e^{-\pi \alpha t_1} &\geq \pi \alpha (t_1 - t_2) e^{-\pi \alpha t_1} \\ &\geq \frac{\pi \alpha}{4\sqrt{\alpha}} \frac{1}{\frac{\sqrt{3}}{2} \left(\frac{\sqrt{3}}{2} + \frac{1}{4\sqrt{\alpha}}\right)} e^{-\frac{2\pi \alpha}{\sqrt{3}}} \\ &= \frac{2\pi \alpha}{6\sqrt{\alpha} + \sqrt{3}} e^{-\frac{2\pi \alpha}{\sqrt{3}}} \\ &\geq \frac{2\sqrt{\alpha}}{3} e^{-\frac{2\pi \alpha}{\sqrt{3}}}. \end{aligned}$$

The inequality is easily verified to be effective for $1 \leq \alpha \leq 10$ after which the asymptotic analysis is more than accurate. \square

The next lemma shows that this loss in the leading term of the heat kernel cannot be compensated by the other remaining terms.

Lemma 6.24. *We have, for $\alpha \geq 1.5$, that*

$$g_{\alpha}(y) = \sum_{k, l \in \mathbb{Z}} e^{-\frac{\pi \alpha}{y} (k^2 + kl + (\frac{1}{4} + y^2)l^2)} \cos(2\pi(ka_2(y) - la_1(y)))$$

assumes its maximum in $\sqrt{3}/2 \leq y \leq \sqrt{3}/2 + 1/(4\sqrt{\alpha})$. More precisely: outside that region, the heat kernel terms ($k \in \mathbb{Z}, l = 0$) have decayed more than can be compensated for by the remaining terms.

Proof. We decompose the indices into three sets

$$\begin{aligned}\mathbb{Z}^2 &= \{(k, 0) : k \in \mathbb{Z}\} \\ &\cup \{(k, l) : Q_2(k, l) = 1 \text{ and } l \neq 0\} \\ &\cup \{(k, l) : Q_2(k, l) > 1 \text{ and } l \neq 0\}.\end{aligned}$$

The first set gives rise to the quantity resembling a heat kernel which has been analyzed in Lemma 6.21 and is well behaved: it decays away from $y = \sqrt{3}/2$ at a controlled rate. The second set is small and completely explicit

$$\{(k, l) : Q_2(k, l) = 1 \text{ and } l \neq 0\} = \{(0, -1), (1, -1), (-1, 1), (0, 1)\}.$$

The third set is not small but will amount only a small contribution. We first sum over the four terms in the second set

$$\sum_{\substack{(k, l) \in \mathbb{Z}^2 \\ Q_2(k, l) = 1, l \neq 0}} e^{-\pi\alpha\phi_{k, l}(y)} \psi_{k, l}(y) = -2e^{-\frac{\pi\alpha}{y}} \cos\left(\frac{\pi}{4y^2}\right).$$

This term is easily seen to be monotonically decreasing in y . It remains to bound the rest. We note

$$e^{-\pi\alpha\phi_{k, l}(y)} \psi_{k, l}(y) \leq e^{-\pi\alpha\phi_{k, l}(y)} \leq e^{-\pi\alpha \min_{y \geq \sqrt{3}/2} \phi_{k, l}(y)}.$$

Appealing to Lemma 6.18, we can bound the remaining sum from above by

$$\sum_{\substack{(k, l) \in \mathbb{Z}^2, \\ Q_2(k, l) > 1, l \neq 0}} e^{-\pi\alpha\phi_{k, l}(y)} \psi_{k, l}(y) \leq \sum_{\substack{(k, l) \in \mathbb{Z}^2, \\ Q_2(k, l) > 1, l \neq 0}} e^{-\pi\alpha\sqrt{Q_2(k, l)}}.$$

The difference in the asymptotic decay shows that

$$\sum_{\substack{(k, l) \in \mathbb{Z}^2, \\ Q_2(k, l) > 1, l \neq 0}} e^{-\pi\alpha\sqrt{Q_2(k, l)}} \leq \frac{2\sqrt{\alpha}}{3} e^{-\frac{2\pi\alpha}{\sqrt{3}}}$$

has to hold for $\alpha \geq \alpha_0$ sufficiently large. Basic numerics show that $\alpha_0 \sim 1.3$. \square

6.5.5. *Proof of Proposition 6.3: Concavity in $[\sqrt{3}/2, \sqrt{3}/2 + 1/(4\sqrt{\alpha})]$.* The purpose of this section is to show that for $\alpha \geq 5$, the function

$$g_\alpha(y) = \sum_{k, l} e^{-\pi\alpha\phi_{k, l}(y)} \psi_{k, l}(y)$$

is concave in the region $\sqrt{3}/2 \leq y \leq \sqrt{3}/2 + 1/(4\sqrt{\alpha})$. Together with Lemma 6.24, this then establishes Proposition 6.3. We start by quickly establishing a substitute result for Lemma 6.20 to deal with the case $l = 0$. When studying the full sum

$$g_\alpha(y) = \sum_{k, l} e^{-\pi\alpha\phi_{k, l}(y)} \psi_{k, l}(y),$$

the functions for $l = 0$ simplify to

$$e^{-\pi\alpha\phi_{k, 0}(y)} \psi_{k, 0}(y) = e^{-\frac{\pi\alpha k^2}{y}} \cos\left(2\pi k \left(\frac{1}{2} - \frac{1}{8y^2}\right)\right)$$

Lemma 6.25. *We have, for $\sqrt{3}/2 \leq y \leq 1$ and $k \neq 0$, that*

$$\begin{aligned} \max_{\sqrt{3}/2 \leq y \leq 1} \left| e^{-\pi\alpha\phi_{k,0}(y)} \psi_{k,0}(y) \right| &\leq e^{-\pi\alpha k^2} \\ \max_{\sqrt{3}/2 \leq y \leq 1} \left| \frac{d^2}{dy^2} e^{-\pi\alpha\phi_{k,0}(y)} \psi_{k,0}(y) \right| &\leq 20\alpha^2 k^4 e^{-\pi\alpha k^2} \end{aligned}$$

Proof. The first inequality is simple since, using $y \leq 1$,

$$\left| e^{-\frac{\pi\alpha k^2}{y}} \cos\left(2\pi k\left(\frac{1}{2} - \frac{1}{8y^2}\right)\right) \right| \leq e^{-\pi\alpha k^2}.$$

The second statement follows from an explicit computation and basic estimates. \square

We can now, by explicit computation, derive an upper bound on the second derivative of the dominant terms which dominate the sum as $\alpha \rightarrow \infty$.

Lemma 6.26. *We have, for $\alpha \geq 5$ and $\sqrt{3}/2 \leq y \leq 1$, that*

$$\frac{d^2}{dy^2} \sum_{-1 \leq k, l \leq 1} e^{-\pi\alpha\phi_{k,l}(y)} \psi_{k,l}(y) \leq -0.6\pi^2\alpha^2 e^{\pi\alpha(y-2)}.$$

As is perhaps not so surprising (the sum being comprised of the 9 terms in the periodicity cell, all of which can be differentiated twice in closed form), the entire argument boils down to a large number of computations that are perhaps not so interesting. We focus only on the most essential part of the argument which, in particular, shows how one can deduce the relevant length scales and estimates from the computations.

Proof. An explicit computation shows that

$$X = \sum_{-1 \leq k, l \leq 1} \exp(-\pi\alpha \cdot \phi_{k,l}(y)) \psi_{k,l}(y)$$

simplifies to

$$X = e^{-\pi\alpha y - \frac{9\pi\alpha}{4y}} \left(2 \sin\left(\frac{3\pi}{8y^2}\right) - 4e^{\frac{2\pi\alpha}{y}} \sin\left(\frac{\pi}{8y^2}\right) - 2e^{-\frac{\pi\alpha}{y}} \cos\left(\frac{\pi}{4y^2}\right) + 1 \right).$$

We now differentiate each term twice in y . We first observe that

$$-\frac{\pi\alpha}{y} \quad \text{and} \quad -\pi\alpha y - \frac{9\pi\alpha}{4y} + \frac{2\pi\alpha}{y}$$

coincide in $y = \sqrt{3}/2$, they both result in $-2\pi\alpha/\sqrt{3}$. In contrast, the remaining term is many exponential orders of magnitude smaller. It thus suffices to understand

$$\begin{aligned} X_2 &= -4e^{-\pi\alpha y - \frac{9\pi\alpha}{4y}} e^{\frac{2\pi\alpha}{y}} \sin\left(\frac{\pi}{8y^2}\right) - 2e^{-\frac{\pi\alpha}{y}} \cos\left(\frac{\pi}{4y^2}\right) \\ &= -4e^{-\pi\alpha y - \frac{\pi\alpha}{4y}} \sin\left(\frac{\pi}{8y^2}\right) - 2e^{-\frac{\pi\alpha}{y}} \cos\left(\frac{\pi}{4y^2}\right). \end{aligned}$$

Differentiating twice and simplifying, we end up with

$$\frac{d^2}{dy^2} X_2 = \frac{\pi e^{-\frac{\pi\alpha(y^2+1)}{y}}}{4y^6} (Y_1 + Y_2 + Y_3 + Y_4),$$

where, for $\alpha \geq 5$ and $\sqrt{3}/2 \leq y \leq 1$, all terms are negative:

$$\begin{aligned} Y_1 &= -2 y e^{\frac{3\pi\alpha}{4y}} (\pi\alpha (4y^2 - 1) + 6y) \cos\left(\frac{\pi}{8y^2}\right) \leq 0 \\ Y_2 &= -2 e^{\pi\alpha y} (4\pi\alpha^2 y^2 - 8\alpha y^3 - \pi) \cos\left(\frac{\pi}{4y^2}\right) \leq 0 \\ Y_3 &= -e^{\frac{3\pi\alpha}{4y}} (\pi\alpha^2 (4y^3 - y)^2 - 8\alpha y^3 - \pi) \sin\left(\frac{\pi}{8y^2}\right) \leq 0 \\ Y_4 &= 4y e^{\pi\alpha y} (3y - 2\pi\alpha) \sin\left(\frac{\pi}{4y^2}\right) \leq 0. \end{aligned}$$

Therefore, in that regime, we have

$$\frac{d^2}{dy^2} X_2 \leq \frac{\pi e^{-\frac{\pi\alpha(y^2+1)}{y}}}{4y^6} Y_2 \quad \text{and} \quad Y_2 \leq -2.4 \pi \alpha^2 e^{\pi\alpha y}.$$

Simultaneously, we have, in the same regime,

$$\frac{\pi e^{-\frac{\pi\alpha(y^2+1)}{y}}}{4y^6} \geq \frac{\pi}{4} e^{-2\pi\alpha}.$$

Combining these two inequalities, the result follows. \square

Lemma 6.27. *We have, for $\sqrt{3}/2 \leq y \leq \sqrt{3}/2 + 1/(4\sqrt{\alpha})$ and $\alpha \geq 5$, that*

$$\frac{d^2}{dy^2} g_\alpha(y) < 0.$$

Proof. It remains to derive an upper bound on the second derivatives of the remaining terms;

$$X = \frac{d^2}{dy^2} \sum_{\substack{(k,l) \in \mathbb{Z}^2 \\ \max\{|k|, |l|\} > 1}} e^{-\pi\alpha \phi_{k,l}(y)} \psi_{k,l}(y)$$

and to show that they cannot compensate for the negative term derived for the leading terms in Lemma 6.26. We use Lemma 6.20 and Lemma 6.25 to argue that

$$\begin{aligned} X &\leq \sum_{\substack{|k| > 1 \\ l=0}} \frac{d^2}{dy^2} e^{-\pi\alpha \phi_{k,l}(y)} \psi_{k,l}(y) + \sum_{\substack{(k,l) \in \mathbb{Z}^2 \\ \max\{|k|, |l|\} > 1, l \neq 0}} \frac{d^2}{dy^2} e^{-\pi\alpha \phi_{k,l}(y)} \psi_{k,l}(y) \\ &\leq 40 \sum_{k=2}^{\infty} \alpha^2 k^4 e^{-\pi\alpha k^2} + 3\pi^2 \alpha^2 \sum_{\substack{(k,l) \in \mathbb{Z}^2 \\ \max\{|k|, |l|\} > 1, l \neq 0}} Q_2(k, l)^2 e^{-\pi\alpha \sqrt{Q_2(k, l)}}. \end{aligned}$$

We note that, again, this upper bound decays asymptotically like

$$40 \sum_{k=2}^{\infty} \alpha^2 k^4 e^{-\pi\alpha k^2} \sim 40\alpha^2 \cdot 16 e^{-4\pi\alpha}$$

which decays faster than our upper bound. Therefore, as before, it is clear that for all $\alpha \geq \alpha_0$, which by basic numerics is ~ 1.1 , we will be able, using this argument, to deduce that

$$X \leq 0.6 \pi^2 \alpha^2 e^{\pi\alpha(\frac{\sqrt{3}}{2}-2)}.$$

\square

6.5.6. *Proof of Proposition 6.3.* Lemma 6.16 settles the case $\alpha \leq 5$ and, hence, we only need to consider $\alpha \geq 5$. Lemma 6.24 telling us that the maximum of $f_\alpha(y)$ for $\alpha \geq 5$ occurs at a point

$$\frac{\sqrt{3}}{2} \leq y_{\max} \leq \frac{\sqrt{3}}{2} + \frac{1}{4\sqrt{\alpha}}.$$

Lemma 6.27 implies that f_α is concave in that region and Lemma 6.15 implies there is a critical point in $y = \sqrt{3}/2$ which therefore has to be the unique maximum.

A. THE SPACE OF LATTICES

Indexing 2-dimensional lattices is classically done by switching to complex numbers with positive imaginary part. As we scale our lattices by $\alpha > 0$, we will focus on indexing lattices of (co-)volume 1. A lattice Λ in \mathbb{R}^2 is a discrete co-compact subgroup of \mathbb{R}^2 with co-volume $\text{vol}(\mathbb{R}^2/\Lambda)$. It can be generated by a non-unique matrix $M \in GL(2, \mathbb{R})$;

$$\Lambda = M\mathbb{Z}^2.$$

So, Λ is the linear integer span of the columns of M . Assuming $\text{vol}(\Lambda) = 1$ restricts our attention to matrices with $\det(M) = \pm 1$. By a relabeling of the columns, we thus may assume that $\det(M) = 1$. As the problem under consideration is invariant under rotation, we may assume that M is of the form

$$M = y^{-1/2}Q \begin{pmatrix} 1 & x \\ 0 & y \end{pmatrix}, \quad Q \in SO(2, \mathbb{R}).$$

The geometry of the lattice thus only depends on the 2 parameters (x, y) , with the condition $y > 0$ (as we normalize by $y^{-1/2}$). By the natural identification of a complex number $z = x + iy$ with vectors $\begin{pmatrix} x \\ y \end{pmatrix} \in \mathbb{R}^2$, we can identify a lattice Λ with a complex number in the upper half plane $\mathbb{H} = \{z \in \mathbb{C} \mid \Im(z) > 0\}$.

As already mentioned, the matrix generating a lattice is not uniquely defined. This is due to the fact that for any $B \in SL(2, \mathbb{Z})$ we have $B\mathbb{Z}^2 = \mathbb{Z}^2$. In particular, we can choose between different bases of \mathbb{Z}^2 and, hence, between different bases for any lattice Λ . Furthermore, we note that Λ is an additive group, hence $\Lambda = -\Lambda$, which means that we only need to consider bases from $PSL(2, \mathbb{Z}) = SL(2, \mathbb{Z})/\{\pm I\}$, the modular group. As explained in detail in [70], the modular group is generated by the matrices

$$J = \begin{pmatrix} 0 & -1 \\ 1 & 0 \end{pmatrix} \quad \text{and} \quad T = \begin{pmatrix} 1 & 1 \\ 0 & 1 \end{pmatrix}.$$

The group $SL(2, \mathbb{R})$ and in particular its subgroup $PSL(2, \mathbb{Z})$ act on \mathbb{H} by fractional linear transformations. That is, for a matrix $S = \begin{pmatrix} a & b \\ c & d \end{pmatrix} \in SL(2, \mathbb{R})$ we have the action

$$S \circ \tau = \frac{a\tau + b}{c\tau + d}.$$

It is then sufficient to focus on lattices generated by

$$\tau \in D = \{z \in \mathbb{H} \mid |z| \geq 1 \text{ and } |\Re(z)| \leq \frac{1}{2}\}.$$

The fundamental domain D contains so to say all the canonical bases of 2-dimensional lattices, i.e., the basis is a Minkowski basis in this case. By symmetry reasons, it is enough for us to work only in the right (or equivalently in the left) half of D , which we denote by D_+ (or D_-).

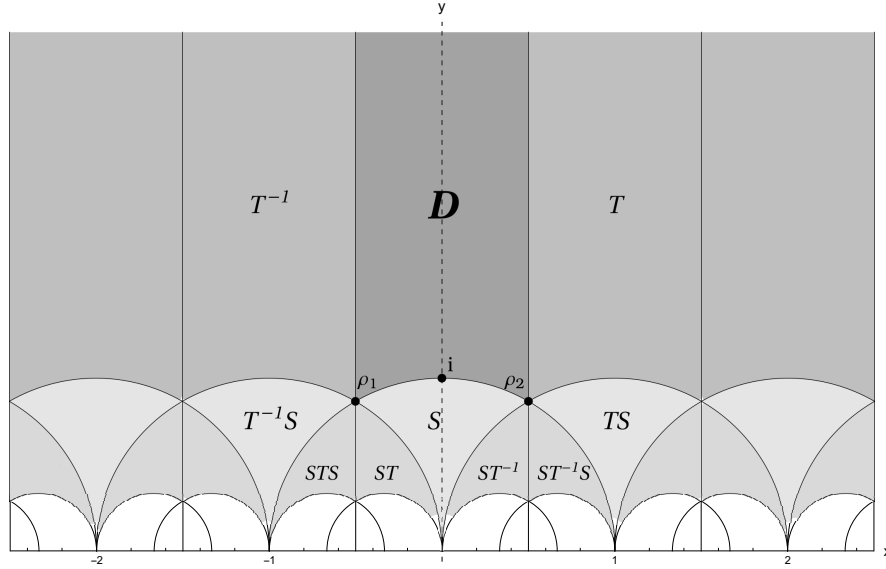


Figure 11. Tessellation of the hyperbolic space \mathbb{H} into hyperbolic triangles. Any point in D can be mapped to a unique point in any part of the tessellation by applying the respective rules. For example, to map $\tau \in D$ to the triangle TS , we apply the respective linear fractional transformation on τ . For a lattice, this results in a different choice of basis. The points $\rho_1 \in D_-$ and $\rho_2 \in D_+$ yield the hexagonal lattice, whereas i yields the square lattice.

B. PHASE SPACE METHODS AND SYMPLECTIC LATTICES

As we work in dimension 2, we can actually use phase space methods from quantum mechanics or time-frequency analysis. We provide some elementary notation from both fields. For our purposes, this is more or less for notational and technical convenience, nonetheless, these methods are of importance and we will explain the basics in the sequel. For functions on \mathbb{R}^d , the common translation and modulation operators are given by

$$T_x f(t) = f(t - x) \quad \text{and} \quad M_\omega f(t) = e^{2\pi i \omega \cdot t} f(t),$$

respectively. The dot \cdot denotes the Euclidean inner product on \mathbb{R}^d ¹. The operators are of course unitary on $L^2(\mathbb{R}^d)$ and they commute up to a phase factor;

$$(B.1) \quad M_\omega T_x = e^{2\pi i \omega \cdot x} T_x M_\omega$$

The Fourier transform \mathcal{F} is unitary on $L^2(\mathbb{R}^d)$ as well, by using the following normalization

$$\mathcal{F}f(\omega) = \hat{f}(\omega) = \int_{\mathbb{R}^d} f(t) e^{-2\pi i \omega \cdot t} dt.$$

In his pioneering article [43], Gabor suggested to use a mixture of the time-representation $f(t)$ and the spectral representation $\hat{f}(\omega)$ in order to overcome the drawbacks of the separated

¹We see \mathbb{R}^d as a space of column vectors, hence $\omega \cdot t = \omega^T t$

representations. This is achieved by using a generalization of the Fourier transform, namely the short-time Fourier transform (STFT)²;

$$V_g f(x, \omega) = \int_{\mathbb{R}^d} f(t) \overline{g(t-x)} e^{-2\pi i \omega \cdot t} dt = \langle f, M_\omega T_x g \rangle.$$

The above formula makes sense for $f, g \in L^2(\mathbb{R}^d)$, but also whenever the bracket $\langle \cdot, \cdot \rangle$ is defined in a distributional sense. For $\|g\|_2 = 1$, V_g is an isometry from $L^2(\mathbb{R}^d)$ to $L^2(\mathbb{R}^{2d})$. By using the facts that

$$\mathcal{F}T_x = M_{-x}\mathcal{F} \quad \text{and} \quad \mathcal{F}M_\omega = T_\omega\mathcal{F}$$

in combination with Parseval's formula for $L^2(\mathbb{R}^d)$ (or the fact that \mathcal{F} is unitary), we see that

$$V_g f(x, \omega) = \langle f, M_\omega T_x g \rangle = \langle \mathcal{F}f, \mathcal{F}(M_\omega T_x g) \rangle = e^{-2\pi i \omega \cdot x} \langle \widehat{f}, M_{-x} T_\omega \widehat{g} \rangle = e^{-2\pi i \omega \cdot x} V_{\widehat{g}} \widehat{f}(\omega, -x).$$

So, the STFT gives a local average of the function f and its spectrum \widehat{f} at the point $(x, \omega) \in \mathbb{R}^{2d}$. In this context, \mathbb{R}^{2d} is called the time-frequency plane or phase space. The joint operation of translation and modulation is called a time-frequency shift and is denoted by

$$\pi(\gamma) = M_\omega T_x, \quad \gamma = (x, \omega) \in \mathbb{R}^{2d}.$$

There is also a symmetric version of the time-frequency shifts, which is

$$\rho(\gamma) = M_{\frac{\omega}{2}} T_x M_{\frac{\omega}{2}} = T_{\frac{x}{2}} M_\omega T_{\frac{x}{2}}.$$

In this way we may also define the (cross-) ambiguity function as it appears in radar technology;

$$A(f, g)(\gamma) = \langle \pi(-\frac{\gamma}{2})f, \pi(\frac{\gamma}{2})g \rangle = \langle f, \rho(\gamma)g \rangle.$$

It is well-known that neither $\pi(\gamma)$ nor $\rho(\gamma)$ are closed under composition. This stems from the commutation relations (B.1) of T_x and M_ω . A group law can be imposed by adding an auxiliary variable and viewing the operators as unitary representations of the (polarized) Heisenberg group [42], [47]. We will only focus on $\rho(\gamma)$ for the moment, as the group law of the underlying Heisenberg group underlines the importance of the symplectic structure of phase space in this case. We compute

$$\rho(\gamma)\rho(\gamma') = e^{-\pi i \sigma(\gamma, \gamma')} \rho(\gamma + \gamma'),$$

where $\sigma(\cdot, \cdot)$ is the skew-symmetric form

$$\sigma(\gamma, \gamma') = \gamma \cdot J\gamma' = x \cdot \omega' - x' \cdot \omega$$

also called standard symplectic form. The matrix

$$J = \begin{pmatrix} 0 & I \\ -I & 0 \end{pmatrix}$$

is called the standard symplectic matrix. The sign convention differs in the literature and sometimes $-J = J^T = J^{-1}$ is said to be the standard symplectic matrix. Adding an auxiliary unitary operator gives

$$e^{2\pi i \tau} \rho(\gamma) e^{2\pi i \tau'} \rho(\gamma') = e^{2\pi i ((\tau + \tau') - \frac{1}{2} \sigma(\gamma, \gamma'))} \rho(\gamma + \gamma').$$

²The notation V_g comes from engineering, where the transform is often called voice transform. If g is a Gaussian, it is often called Gabor transform as in [43] the Gaussian window was considered.

These operators are now closed under composition and are unitary representations on $L^2(\mathbb{R}^d)$ of the underlying Heisenberg group. The Heisenberg group is $\mathbf{H} = \mathbb{R}^{2d} \times \mathbb{R}$ with the composition law

$$(x, \omega, \tau) \circ (x', \omega', \tau') = (x + x', \omega + \omega', \tau + \tau' + \frac{1}{2}(x' \cdot \omega - x \cdot \omega')).$$

As a topological object, \mathbf{H} is identical with $\mathbb{R}^{2d} \times \mathbb{R}$, but their algebraic structures are different. A different representation of the Heisenberg group, namely the theta representation, was popularized by Mumford [62]. However, they are unitarily equivalent, as is any other representation of the Heisenberg group by the Stone – von Neumann Theorem. The Jacobi theta functions are then actually invariant under the action of a (certain) discrete subgroup of \mathbf{H} .

A matrix $S \in GL(2d, \mathbb{R})$ is called symplectic if and only if it preserves the symplectic form, i.e.,

$$(B.2) \quad \sigma(S\gamma, S\gamma') = \sigma(\gamma, \gamma') \quad \Longleftrightarrow \quad S^T JS = J.$$

Symplectic matrices actually form a group under matrix multiplication, denoted by $Sp(d)$. The notation is again not coherent in the literature and one might as well find $Sp(d, \mathbb{R})$, $Sp(2d)$ or $Sp(2d, \mathbb{R})$. It can be shown that symplectic matrices actually have determinant 1 (from the above equation it already follows that the determinant must be ± 1). Also, the identity $S^T JS$ puts $(2d-1)d$ constraints on S , which is the dimension of the (vector) space of skew-symmetric matrices. This leaves $(2d+1)d$ of the $(2d)^2$ variable free. In general, $Sp(d)$ is a proper subgroup of $SL(2d, \mathbb{R})$. Only if $d = 1$ we have $Sp(1) = SL(2, \mathbb{R})$, because then the only constraint is that $\det(S) = 1$. Now, a lattice $\Lambda \subset \mathbb{R}^{2d}$ is called symplectic if and only if

$$\Lambda = \alpha S \mathbb{Z}^2, \quad S \in Sp(d), \quad \alpha > 0,$$

where \mathbb{Z}^2 is equipped with the canonical (or a symplectic) basis. We note that \mathbb{Z}^2 itself is symplectic with the canonical basis as well as, e.g., $J\mathbb{Z}^2 = \mathbb{Z}^2$. However, e.g., the matrix

$$P_{2,3} = \begin{pmatrix} 1 & 0 & 0 & 0 \\ 0 & 0 & 1 & 0 \\ 0 & -1 & 0 & 0 \\ 0 & 0 & 0 & 1 \end{pmatrix},$$

has determinant 1 and as lattices $P_{2,3}\mathbb{Z}^2 = \mathbb{Z}^2$, but $P_{2,3}$ is not symplectic. Therefore, also $SP_{2,3}$ is not symplectic for $S \in Sp(2)$.

Usually, the Poisson summation formula involves the dual lattice Λ^\perp of the lattice Λ . The usual characterization is the following

$$\Lambda^\perp = \{\lambda^\perp \in \mathbb{R}^d \mid \lambda \cdot \lambda^\perp \in \mathbb{Z}, \forall \lambda \in \Lambda\}.$$

An alternative definition is

$$\Lambda^\perp = \{\lambda^\perp \in \mathbb{R}^d \mid e^{2\pi i \lambda \cdot \lambda^\perp} = 1, \forall \lambda \in \Lambda\}.$$

We note that Λ^\perp is indeed again a lattice and we have

$$\Lambda = M\mathbb{Z}^d \quad \Longleftrightarrow \quad \Lambda^\perp = M^{-T}\mathbb{Z}^2.$$

In time-frequency analysis, the dual lattice is usually replaced by the adjoint lattice Λ° , which could also be called the symplectic dual lattice. This name has already been suggested in [56]

It is defined in a similar manner, but by means of commuting time-frequency shifts;

$$\Lambda^\circ = \{\lambda^\circ \in \mathbb{R}^{2d} \mid \pi(\lambda)\pi(\lambda^\circ) = \pi(\lambda^\circ)\pi(\lambda), \forall \lambda \in \Lambda\}.$$

We note that, unlike the dual lattice, the adjoint lattice is only characterized in even dimensions. Computing the commutator of two time-frequency shifts yields

$$[\pi(\lambda), \pi(\lambda')] = \pi(\lambda)\pi(\lambda') - \pi(\lambda')\pi(\lambda) = \left(1 - e^{2\pi i \sigma(\lambda, \lambda')}\right) \pi(\lambda)\pi(\lambda').$$

Again, the symplectic form appears (for a different reason though) and can hence be used for the characterization of the symplectic dual or adjoint lattice;

$$\Lambda^\circ = \{\lambda^\circ \in \mathbb{R}^{2d} \mid \sigma(\lambda^\circ, \lambda) \in \mathbb{Z}, \forall \lambda \in \Lambda\} = \{\lambda^\circ \in \mathbb{R}^{2d} \mid e^{2\pi i \sigma(\lambda^\circ, \lambda)} = 1, \forall \lambda \in \Lambda\}.$$

So, the symmetric Euclidean inner product \cdot is replaced by the skew-symmetric form σ . In terms of the defining matrix, we have

$$\Lambda^\circ = JS^{-T}\mathbb{Z}^{2d} = JS^{-T}J^T\mathbb{Z}^{2d}.$$

We note that the second part of the equality is usually not found in the literature, but that it is highly important. Putting a minus on both sides of (B.2) and noting that $-J = J^T = J^{-1}$, we get

$$S^T J^T S = J^T \iff S = JS^{-T}J^T.$$

Hence, if Λ is a symplectic lattice of the form $\Lambda = \alpha S\mathbb{Z}^{2d}$, then the adjoint lattice Λ° is only a scaled version of Λ , namely $\Lambda^\circ = \alpha^{-2}\Lambda$. Note that $\text{vol}(\Lambda) = \alpha^{2d}$ and, hence,

$$\Lambda^\circ = \text{vol}(\Lambda)^{-1/d}\Lambda.$$

The simple idea of replacing the Euclidean inner product \cdot by σ also leads to a new version of the Fourier transform, namely the symplectic Fourier transform. For a function F of $2d$ variables, the symplectic Fourier transform is defined as

$$\mathcal{F}_\sigma F(z) = \int_{\mathbb{R}^{2d}} F(z') e^{-2\pi i \sigma(z', z)} dz'$$

It inherits its properties from the usual Fourier transform as

$$\mathcal{F}_\sigma F(z) = \mathcal{F}F(Jz).$$

In addition it is also involutive, i.e., $\mathcal{F}_\sigma \circ \mathcal{F}_\sigma = \mathbf{I}$, where \mathbf{I} is the identity operator. This follows from the fact that $J^2 = -I$ and that $\mathcal{F}(\mathcal{F}F)(z) = F(-z)$. One advantage of the symplectic Fourier transform in phase space is that it has more eigenfunctions than the planar Fourier transform. To see this, we first need to introduce the (cross-) Wigner distribution of two functions $f, g \in L^2(\mathbb{R}^d)$. It is given by

$$W(f, g)(x, \omega) = \int_{\mathbb{R}^d} f\left(x + \frac{t}{2}\right) \overline{g\left(x - \frac{t}{2}\right)} e^{2\pi i \omega \cdot t} dt.$$

It almost looks like the ambiguity function and in fact we have the following algebraic relation

$$W(f, g)(x, \omega) = 2^d A(f, g^\vee)(2x, 2\omega),$$

where $g^\vee(t) = g(-t)$ is the reflection of g . Furthermore, we have

$$\mathcal{F}_\sigma(W(f, g))(z) = A(f, g)(z)$$

and vice versa. From these relations, it follows (see also [30]) that

$$\begin{aligned}\mathcal{F}_\sigma(D_{\sqrt{2}}A(f,g))(z) &= \pm D_{\sqrt{2}}A(f,g)(z) \\ \mathcal{F}_\sigma(D_{1/\sqrt{2}}W(f,g))(z) &= \pm D_{1/\sqrt{2}}W(f,g)(z),\end{aligned}$$

for $g^\vee = \pm g$. The operator D_β is the (non-unitary) isotropic dilation operator given by

$$D_\beta F(z) = F(\beta z), \quad \beta > 0.$$

So, after a proper scaling the ambiguity functions (or Wigner distributions) of any $f \in L^2(\mathbb{R}^d)$ with an even or odd $g \in L^2(\mathbb{R}^d)$ are eigenfunctions of the symplectic Fourier transform with eigenvalue ± 1 , depending on the parity of g . Also, any $2d$ -dimensional Gaussian of the form

$$\Phi(z) = e^{-\pi|Sz|^2}, \quad z \in \mathbb{R}^{2d}, \quad S \in Sp(d),$$

comes, after proper scaling, from an ambiguity function (or Wigner distribution) of a generalized d -dimensional Gaussian. Furthermore, Φ is an eigenfunction of the symplectic Fourier transform with eigenvalue 1. This is in general not true for the planar Fourier transform \mathcal{F} on \mathbb{R}^{2d} (only for S orthogonal). For more information on symplectic phase space methods we refer to [42], [44], [45], [47].

We arrive at the symplectic version of the Poisson summation formula, which we compare to the usual Poisson summation formula. The latter is

$$\sum_{\lambda \in \Lambda} f(\lambda) = \text{vol}(\Lambda)^{-1} \sum_{\lambda^\perp \in \Lambda^\perp} \hat{f}(\lambda^\perp).$$

Sometimes, a translation by T_{-x} on the left-hand side and a Modulation by M_x on the right-hand side are added;

$$\sum_{\lambda \in \Lambda} f(\lambda + x) = \text{vol}(\Lambda)^{-1} \sum_{\lambda^\perp \in \Lambda^\perp} \hat{f}(\lambda^\perp) e^{2\pi i x \cdot \lambda^\perp}.$$

This reflects the fact that a periodization of f (with suitable conditions) amounts to a function on the torus defined by a Fourier series. We also use the (slightly more general) formula

$$\begin{aligned}\sum_{\lambda \in \Lambda} f(\lambda + x) e^{2\pi i \omega \cdot \lambda} &= \sum_{\lambda \in \Lambda} M_\omega T_{-x} f(\lambda) = \text{vol}(\Lambda)^{-1} \sum_{\lambda^\perp \in \Lambda^\perp} \mathcal{F}(M_\omega T_{-x} f)(\lambda^\perp) \\ &= \text{vol}(\Lambda)^{-1} \sum_{\lambda^\perp \in \Lambda^\perp} M_x T_\omega \hat{f}(\lambda^\perp) e^{-2\pi i \omega \cdot x}.\end{aligned}$$

In the underlying work, we only use this version of the Poisson summation formula in dimension 1 and for the (scaled) integer lattice, which is self-dual and also the only 1-dimensional lattice. In $2d$ dimensions, we can modify the Poisson summation formula by using the symplectic Fourier transform. We obtain

$$\sum_{\lambda \in \Lambda} F(\lambda + z) = \text{vol}(\Lambda)^{-1} \sum_{\lambda^\circ \in \Lambda^\circ} (\mathcal{F}_\sigma F)(\lambda^\circ) e^{2\pi i \sigma(\lambda^\circ, z)}.$$

We will use this formula only for $d = 1$ again, i.e., for 2-dimensional lattices. Assuming $\text{vol}(\Lambda) = 1$, and since any lattice in \mathbb{R}^2 is symplectic, we obtain

$$\sum_{\lambda \in \Lambda} F(\lambda + z) = \sum_{\lambda \in \Lambda} (\mathcal{F}_\sigma F)(\lambda) e^{2\pi i \sigma(\lambda, z)}, \quad \Lambda \dots \text{a lattice in } \mathbb{R}^2, \text{vol}(\Lambda) = 1.$$

In particular, since any 2-dimensional Gaussian is an eigenfunction of the symplectic Fourier transform, we obtain the functional equation for our families of theta functions;

$$\theta_\Lambda(z; \alpha) = \frac{1}{\alpha} \widehat{\theta}_\Lambda(z; \frac{1}{\alpha}), \quad z \in \mathbb{R}^2, \alpha > 0.$$

C. A CONJECTURE ON THE STABILITY OF $z_{\Lambda_2}^-$

Our family of theta functions shows – at least numerically, but also in our proofs – some stability against controlled perturbation, a property which is provably false for the theta functions studied by Montgomery [61]. We observed that the following inequality seems to hold:

$$(C.1) \quad \theta_{\Lambda_2}(z_{\Lambda_2}^-; \alpha) \geq \theta_\Lambda(\tilde{z}; \alpha), \quad \forall \alpha > 0, \quad \text{and} \quad \tilde{z} \rightarrow z_{\Lambda_2}^- \text{ as } \Lambda \rightarrow \Lambda_2.$$

We are not able to give general conditions on how \tilde{z} must approach $z_{\Lambda_2}^-$ as Λ tends to the hexagonal lattice Λ_2 in the space of lattices, but our proofs make us believe that (C.1) holds at least under the following conditions;

$$\tilde{z}_1 + x \tilde{z}_2 = \frac{1}{2}, \quad \partial_x \tilde{z}_2 \leq 0, \quad \tilde{z}(\frac{1}{2}, y) = a(\frac{1}{2}, y) \quad \text{and} \quad \tilde{z}(0, y) \in [\frac{1}{4}, \frac{1}{2}].$$

This is under the hypothesis that $(x, y) \in D_+$. We remark that the circumcenter a meets the above criteria, as well as our point b . The difference between the points a and b is that $\partial_x b_2 \equiv 0$ whereas $\partial_x a_2 < 0$ for $x \in (0, \frac{1}{2})$. We note that $\partial_x a_2|_{x=\frac{1}{2}} = \partial_x b_2|_{x=\frac{1}{2}} = 0$, but we have no indication that this property is needed for the perturbation result.

There is however no stability or perturbation result if we seek to minimize the maximum of θ_Λ . By using the representation $\widehat{\theta}_\Lambda$, it is easy to show that

$$\theta_\Lambda(z; \alpha) \leq \theta_\Lambda(0; \alpha) \quad \text{and} \quad \widehat{\theta}_\Lambda(z; \alpha) \leq \widehat{\theta}_\Lambda(0; \alpha), \quad \forall \alpha > 0.$$

We observe that

$$\widehat{\theta}_\Lambda(z; \alpha) \leq \sum_{\lambda \in \Lambda} \left| e^{-\pi\alpha|\lambda|^2} e^{2\pi i \sigma(\lambda, z)} \right| = \sum_{\lambda \in \Lambda} e^{-\pi\alpha|\lambda|^2} = \widehat{\theta}_\Lambda(0; \alpha).$$

Of course, $0 (= z_\Lambda^+)$ can be replaced by any other lattice point by periodicity. By Montgomery [61] we have

$$\theta_{\Lambda_2}(0; \alpha) \leq \theta_\Lambda(0; \alpha), \quad \forall \alpha > 0.$$

However, in general

$$\theta_{\Lambda_2}(0; \alpha) \not\leq \theta_\Lambda(\tilde{z}; \alpha), \quad \forall \alpha > 0,$$

for $\tilde{z} \rightarrow 0$ as $\Lambda \rightarrow \Lambda_2$, no matter how \tilde{z} approaches 0 (unless $\tilde{z} \equiv 0$). This easily follows from the underlying heat equation. By substituting $\alpha \mapsto \frac{1}{4\pi t}$, we see that $\alpha \theta_\Lambda(z; \alpha)$ is the fundamental solution to heat equation

$$\begin{cases} \partial_t h_\Lambda(z; t) = \Delta_z h_\Lambda(z; t), & t > 0 \\ h_\Lambda(z; 0) = \sum_{\lambda \in \Lambda} \delta_\lambda. \end{cases}$$

Hence, for $\alpha \rightarrow \infty$ we have $\theta_{\Lambda_2}(0; \alpha) \rightarrow \delta_0$ whereas $\theta_\Lambda(\tilde{z}; \alpha) \rightarrow 0$. This shows that any perturbation result analogous to (C.1) must fail for the family $\theta_\Lambda(0; \alpha)$.

REFERENCES

- [1] Lars V. Ahlfors. An extension of Schwarz's Lemma. *Transactions of the American Mathematical Society*, 43(3):359–364, 1938.
- [2] Albert Baernstein II. Landau's constant, and extremal problems involving discrete subsets of \mathbb{C} . In Viktor P. Havin and Nikolai K. Nikolski, editors, *Linear and Complex Analysis Problem Book 3, Part 2*, number 1574 in Lecture Notes in Mathematics, chapter 18, pages 404–407. Springer, 1994.
- [3] Albert Baernstein II. A minimum problem for heat kernels of flat tori. In *Extremal Riemann surfaces (San Francisco, CA, 1995)*, volume 201 of *Contemporary Mathematics*, pages 227–243. American Mathematical Society, Providence, RI, 1997.
- [4] Albert Baernstein II, Alexandre Eremenko, Alexander Fryntov, and Alexander Solynin. Sharp estimates for hyperbolic metrics and covering theorems of Landau type. *Annales Academiæ Scientiarum Fennicæ Mathematica*, 30:113–133, 2005.
- [5] Albert Baernstein II and Jade P. Vinson. Local Minimality Results Related to the Bloch and Landau Constants. In Peter Duren, Juha Heinonen, Brad Osgood, and Bruce Palka, editors, *Quasiconformal Mappings and Analysis: A Collection of Papers Honoring F.W. Gehring*, pages 55–89. Springer, New York, NY, 1998.
- [6] Sergei N. Bernstein. Sur les fonctions absolument monotones. *Acta Mathematica*, 52:1–66, 1928.
- [7] Laurent Bétermin. Two-dimensional Theta Functions and crystallization among Bravais lattices. *SIAM Journal of Mathematical Analysis*, 48(5):3236–3269, 2016.
- [8] Laurent Bétermin. Effect of periodic arrays of defects on lattice energy minimizers. *Annales Henri Poincaré*, 22:2995–3023, 2021.
- [9] Laurent Bétermin. Optimality of the triangular lattice for Lennard-Jones type lattice energies: a computer-assisted method. *arXiv preprint*, arXiv:2104.09795, 2021.
- [10] Laurent Bétermin and Mircea Petrache. Optimal and non-optimal lattices for non-completely monotone interaction potentials. *Analysis and Mathematical Physics*, 9(4):2033–2073, 2019.
- [11] Laurent Bétermin and Hans Knüpfer. On Born's conjecture about optimal distribution of charges for an infinite ionic crystal. *Journal of Nonlinear Science*, 28(5):1629–1656, 2018.
- [12] Laurent Bétermin and Markus Faulhuber. Maximal Theta Functions – Universal Optimality of the Hexagonal Lattice for Madelung-Like Lattice Energies. *arXiv preprint*, arXiv:2007.15977, 2020.
- [13] Laurent Bétermin, Markus Faulhuber, and Hans Knüpfer. On the optimality of the rock-salt structure among lattices and charge distributions. *Mathematical Models and Methods in Applied Sciences*, 31(2):293–325, 2021.
- [14] Salomon Bochner. Theta Relations with Spherical Harmonics. *PNAS*, 37(12):804–808, 1951.
- [15] Max Born. Über elektrostatische Gitterpotentiale. *Zeitschrift für Physik*, 7:124–140, 1921.
- [16] David Borwein, Jonathan M. Borwein and Keith F. Taylor. Convergence of lattice sums and Madelung's constant. *Journal of Mathematical Physics*, 26:2999, 1985.
- [17] Albrecht Böttcher and Bernd Silbermann. *Analysis of Toeplitz operators*. Springer Science & Business Media, 2. edition, 2006.
- [18] Peter Buser and Peter Sarnak. On the period matrix of a Riemann surface of large genus (with an Appendix by J.H.Conway and N.J.A.Sloane). *Inventiones mathematicae*, 117:27–56, 1994.
- [19] John W. S. Cassels. On a problem of Rankin about the Epstein zeta-function. *Glasgow Mathematical Journal*, 4(2):73–80, 1959 (Corrigendum 1963).
- [20] Huaihui Chen and Masakazu Shiba. On the locally univalent Bloch constant. *Journal d'Analyse Mathématique*, 94(1):159–170, Dec 2004.
- [21] Ole Christensen. *An Introduction to Frames and Riesz Bases*. Applied and Numerical Harmonic Analysis. Birkhäuser, 2. edition, 2016.
- [22] Henry Cohn and Abhinav Kumar. Universally optimal distribution of points on spheres. *Journal of the American Mathematical Society*, 20(1):99–148, 2007.
- [23] Henry Cohn, Abhinav Kumar, Stephen D. Miller, Danylo Radchenko, and Maryna S. Viazovska. The sphere packing problem in dimension 24. *Annals of Mathematics*, 187(3):1035–1068, 2017.
- [24] Henry Cohn, Abhinav Kumar, Stephen D. Miller, Danylo Radchenko, and Maryna S. Viazovska. Universal optimality of E_8 and Leech lattices and interpolation formulas. *arXiv preprint*, arXiv:1902.05438, 2019.
- [25] John H. Conway and Neil J. A. Sloane. *Sphere Packings, Lattices and Groups*, volume 290 of *Grundlehren der Mathematischen Wissenschaften [Fundamental Principles of Mathematical Sciences]*. Springer-Verlag, New York, 3. edition, 1998.

- [26] Palahenedi H. Diananda. Notes on two lemmas concerning the Epstein zeta-function. *Glasgow Mathematical Journal*, 6(4):202–204, 1964.
- [27] Alexandre Eremenko. On the hyperbolic metric of the complement of a rectangular lattice. *arXiv preprint*, arXiv:1110.2696, 2011.
- [28] Paul Peter Ewald. Die Berechnung optischer und elektrostatischer Gitterpotentiale. *Annalen der Physik*, 64:253–287, 1921.
- [29] Markus Faulhuber. *Extremal Bounds of Gaussian Gabor Frames and Properties of Jacobi’s Theta Functions*. PhD thesis, University of Vienna, 2016.
- [30] Markus Faulhuber. A short note on the frame set of odd functions. *Bulletin of the Australian Mathematical Society*, 98(3):481–493, December 2018.
- [31] Markus Faulhuber. Minimal Frame Operator Norms Via Minimal Theta Functions. *Journal of Fourier Analysis and Applications*, 24(2):545–559, April 2018.
- [32] Markus Faulhuber. The Strohmer and Beaver Conjecture for Gaussian Gabor Systems - A Deep Mathematical Problem(?). In *Proceedings of the 13th International Conference on Sampling Theory and Applications*, 2019.
- [33] Markus Faulhuber. Some Curious Results Related to a Conjecture of Strohmer and Beaver. *Analysis and Applications*, 19(5):845–873, 2021.
- [34] Markus Faulhuber. Extremal Determinants of Laplace-Beltrami Operators for Rectangular Tori. *Mathematische Zeitschrift*, 297(1-2):175–195, February 2021.
- [35] Markus Faulhuber. An Application of Hypergeometric Functions to Heat Kernels on Rectangular Tori and a “Weltkonstante” - Or - How Ramanujan Split Temperatures. *The Ramanujan Journal*, 54(1):1–27, February 2021.
- [36] Markus Faulhuber, Maurice A. de Gosson, and David Rottensteiner. Gaussian distributions and phase space Weyl–Heisenberg frames. *Applied and Computational Harmonic Analysis*, 48(1):374–394, January 2020.
- [37] Markus Faulhuber and Stefan Steinerberger. Optimal Gabor frame bounds for separable lattices and estimates for Jacobi theta functions. *Journal of Mathematical Analysis and Applications*, 445(1):407–422, January 2017.
- [38] Markus Faulhuber and Stefan Steinerberger. An Extremal Property of the Hexagonal Lattice. *Journal of Statistical Physics*, 177(2):285–298, 2019.
- [39] Hans G. Feichtinger and Thomas Strohmer. *Gabor Analysis and Algorithms: Theory and Applications*. Birkhäuser Boston, Boston, MA, 1998.
- [40] Hans G. Feichtinger and Thomas Strohmer. *Advances in Gabor Analysis*. Birkhäuser, 2003.
- [41] Bernard Le Floch, Michel Alard, and Claude Berrou. Coded orthogonal frequency division multiplex [TV broadcasting]. *Proceedings of the IEEE*, 83(6):982–996, 1995.
- [42] Gerald B. Folland. *Harmonic analysis in phase space*. Number 122 in Annals of Mathematics Studies. Princeton University Press, 1989.
- [43] Dennis Gabor. Theory of communication. *Journal of the Institution of Electrical Engineers*, 93(26):429–457, 1946.
- [44] Maurice A. de Gosson. *Symplectic Methods in Harmonic Analysis and in Mathematical Physics*, volume 7 of *Pseudo-Differential Operators. Theory and Applications*. Birkhäuser/Springer Basel AG, Basel, 2011.
- [45] Maurice A. de Gosson. *The Wigner Transform*. World Scientific, Singapore, 2017.
- [46] Alexander Grigor’yan. *Heat Kernel and Analysis on Manifolds*. American Mathematical Society / International Press, 2009.
- [47] Karlheinz Gröchenig. *Foundations of Time-Frequency Analysis*. Applied and Numerical Harmonic Analysis. Birkhäuser, Boston, MA, 2001.
- [48] Karlheinz Gröchenig and Yurii Lyubarskii. Sampling of entire functions of several complex variables on a lattice and multivariate Gabor frames. *Complex Variables and Elliptic Equations*, 65(10):1717–1735, 2019.
- [49] Christopher Heil. History and Evolution of the Density Theorem for Gabor Frames. *Journal of Fourier Analysis and Applications*, 13(2):113–166, 2007.
- [50] Erich J. Mueller and Tin-Lun Ho. Two-Component Bose-Einstein Condensates with a Large Number of Vortices. *Physical Review Letters*, 88(18):180403, 2002.
- [51] Lars Hörmander. *An introduction to complex analysis in several variables*. Elsevier, 1973.
- [52] Augustus J. E. M. Janssen. Some Weyl-Heisenberg frame bound calculations. *Indagationes Mathematicae*, 7(2):165–183, 1996.

- [53] Augustus J. E. M. Janssen and Thomas Strohmer. Hyperbolic Secants Yield Gabor Frames. *Applied and Computational Harmonic Analysis*, 12(2):259–267, 2002.
- [54] Jay Jorgenson and Serge Lang. The Ubiquitous Heat Kernel. In Björn Enquist and Wilfried Schmid, editors, *Mathematics Unlimited – 2001 and Beyond*, pages 655–683. Springer, 2001.
- [55] Edmund Landau. Über die Blochsche Konstante und zwei verwandte Weltkonstanten. *Mathematische Zeitschrift*, 30(1):608–634, 1929.
- [56] Franz Luef and Xu Wang. Gaussian Gabor frames, Seshadri constants and generalized Buser–Sarnak invariants. *arXiv preprint*, arXiv:2107.04988, 2021.
- [57] Senping Luo and Juncheng Wei. On minima of sum of theta functions and Mueller–Ho Conjecture. *Archive for Rational Mechanics and Analysis* (to appear), arXiv:2004.13882, 2020.
- [58] Yurii Lyubarskii. Frames in the Bargmann space of entire functions. In *Entire and Subharmonic Functions*, pages 167–180. American Mathematical Society, Providence, RI, 1992.
- [59] Yurii Lyubarskii and Preben G. Nes. Gabor frames with rational density. *Applied and Computational Harmonic Analysis*, 34(3):488–494, 2013.
- [60] Dusa McDuff and Leonid Poterovich. Symplectic packings and algebraic geometry. *Inventiones mathematicae*, 115:405–429, 1994.
- [61] Hugh L. Montgomery. Minimal theta functions. *Glasgow Mathematical Journal*, 30(1):75–85, 1988.
- [62] David Mumford. *Tata Lectures on Theta I*. Modern Birkhäuser Classics. Birkhäuser, 2007.
- [63] John von Neumann. *Mathematische Grundlagen der Quantenmechanik*. Springer, Berlin, 1932.
- [64] Mircea Petrache and Sylvia Serfaty. Crystallization for Coulomb and Riesz Interactions as a Consequence of the Cohn–Kumar Conjecture. *Proceedings of the American Mathematical Society*, 148:3047–3057, 2020.
- [65] Christian Pommerenke. On Bloch functions. *Journal of the London Mathematical Society*, 2(4):689–695, 1970.
- [66] Hans Rademacher. On the Bloch–Landau Constant. *American Journal of Mathematics*, 65(3):387–390, 1943.
- [67] Robert A. Rankin. A Minimum Problem for the Epstein Zeta-Function. *Glasgow Mathematical Journal*, 1(4):149–158, 1959.
- [68] Kristian Seip. Density theorems for sampling and interpolation in the Bargmann–Fock space I. *Journal für die reine und angewandte Mathematik (Crelles Journal)*, 1992(429):91–106, 1992.
- [69] Kristian Seip and Robert Wallsten. Density theorems for sampling and interpolation in the Bargmann–Fock space II. *Journal für die reine und angewandte Mathematik (Crelles Journal)*, 1992(429):107–114, 1992.
- [70] Jean-Pierre Serre. *A Course in Arithmetic*, volume 7 of *Graduate Texts in Mathematics*. Springer, 1973.
- [71] Eirik Skrettingland. Quantum harmonic analysis on lattices and Gabor multipliers. *Journal of Fourier Analysis and Applications*, 26(48), 2020.
- [72] Elias M. Stein and Rami Shakarchi. *Complex Analysis*. Princeton University Press, Princeton, NJ, 2003.
- [73] Thomas Strohmer and Scott Beaver. Optimal OFDM design for time-frequency dispersive channels. *Communications, IEEE Transactions*, 51(7):1111–1122, July 2003.
- [74] Maryna S. Viazovska. The sphere packing problem in dimension 8. *Annals of Mathematics*, 187(3):991–1015, 2017.
- [75] Reinhard F. Werner. Quantum harmonic analysis on phase space. *Journal of Mathematical Physics*, 25(5):1404–1411, 1984.
- [76] Edmund T. Whittaker and George N. Watson. *A Course of Modern Analysis*. Cambridge University Press, reprinted edition, 1969.
- [77] David Vernon Widder. *The Laplace Transform*. Princeton University Press, 1941.
- [78] Gerhard Wunder, Martin Kasparick, Peter Jung, Thorsten Wild, Frank Schaich, Yejian Chen, Gerhard Fettweis, Ivan Gaspar, Nicola Michailow, Maximilian Matthé, Luciano Mendes, Dimitri Kténas, Jean-Baptiste Doré, Vincent Berg, Nicolas Cassiau, Slawomir Pietrzyk, and Mateusz Buczkowski. New Physical-layer Waveforms for 5G. In *Towards 5G*, chapter 14, pages 303–341. John Wiley and Sons, Ltd, 2016.
- [79] Akira Yamada. Bounded analytic functions and metrics of constant curvature on Riemann surfaces. *Kodai Mathematical Journal*, 11(3):317–324, 1988.
- [80] Hiroshi Yanagihara. On the locally univalent Bloch constant. *Journal d’Analyse Mathématique*, 65(1):1–17, December 1995.
- [81] Joshua Zak. Finite Translations in Solid-State Physics. *Physical Review Letters*, 19(24):1385–1387, December 1967.

INSTITUT CAMILLE JORDAN - UNIVERSITÉ CLAUDE BERNARD LYON 1, FRANCE

Email address: `betermin@math.univ-lyon1.fr`

NUHAG, FACULTY OF MATHEMATICS, UNIVERSITY OF VIENNA, AUSTRIA

Email address: `markus.faulhuber@univie.ac.at`

DEPARTMENT OF MATHEMATICS, UNIVERSITY OF WASHINGTON, SEATTLE, WA 98195, USA

Email address: `steinerb@uw.edu`