

Optimisation of Region of Attraction Estimates for the Exponential Stabilisation of the Intrinsic Geometrically Exact Beam Model

Marc Artola¹, Charlotte Rodriguez², Andrew Wynn¹, Rafael Palacios¹, and Günter Leugering²

Abstract—A systematic approach to maximise estimates on the region of attraction in the exponential stabilisation of geometrically exact (nonlinear) beam models via boundary feedback is presented. Starting from recently established stability results based on Lyapunov arguments, the main contribution of the presented work is to maximise the analytically found bounds on the initial datum, for which local exponential stability is guaranteed, via search of (optimal) polynomial Lyapunov functionals using an iterative semi-definite programming approach.

I. INTRODUCTION

There is a growing interest in beam models describing the three-dimensional motions of highly-flexible light-weight structures – for instance, robotic arms [1], flexible aircraft wings [2,3] or wind turbine blades [4] –, which exhibit motions of large magnitude, not negligible in comparison to the overall dimensions of the object. To capture such a behaviour, one needs so-called *geometrically exact* beam models, which then exhibit nonlinearities. Such models, similar to the canonical Euler-Bernoulli and Timoshenko models, are one-dimensional with respect to the spatial variable, and account for small strains. The independent variable $x \in [0, \ell]$ ranges along the centerline of the beam, $\ell > 0$ being the beam's total arclength.

In engineering applications, there is a clear need to eliminate vibrations and flutter in these structures [5,6]. This translates into the task of finding appropriate controls (here we consider boundary feedback control) to make the mathematical model describing the beam exponentially stable, relying on Lyapunov-based arguments and in a sense made clear in the following section. We will see that exponential stability may be achieved at least locally (i.e., for small initial data) due to the nonlinear nature of the system. Therefore, it becomes interesting to determine when (i.e., for which initial states of the system) one shall expect exponential

decay of the solutions in the case of a freely vibrating beam – meaning that external forces such as gravity or aerodynamic forces are set to zero. In order to do so, we turn to semi-definite programming, a numerical approach which is gaining popularity in PDE analysis and control [7–9]. This is employed here to systematise the choice of Lyapunov functional, leading to sharper bounds on the recently derived region of attraction estimates for the boundary feedback stabilisation of geometrically exact beams [10].

The paper is organised as follows. Section II introduces the mathematical formulation for geometrically-nonlinear beams, while in § III a concise description of the proposed boundary feedback control strategy is given, summarising the previously found stability results. The main contribution of this work is introduced in §IV, where an optimisation problem, solved iteratively using semi-definite programming and designed to maximise the region of attraction estimates, is proposed. Finally, the methodology is applied on a numerical example in §V.

NOTATION

Let us introduce some useful notation. We denote by $|\cdot|$ and $\langle \cdot, \cdot \rangle$ the Euclidean norm and inner product in \mathbb{R}^n , and for any matrix M , $\|M\|$ is the operator norm induced by $|\cdot|$. The identity and null matrices are denoted by $\mathbf{I}_n \in \mathbb{R}^{n \times n}$ and $\mathbf{0}_{n,m} \in \mathbb{R}^{n \times m}$, and we use the abbreviation $\mathbf{0}_n = \mathbf{0}_{n,n}$. The transpose of any matrix M is denoted M^\top . For any $M \in \mathbb{R}^{n \times n}$, we say that M is positive (semi-)definite, and denote it $M \succ 0$ (resp. $M \succeq 0$), if $\langle u, Mu \rangle > 0$ (resp. ≥ 0) for all $u \in \mathbb{R}^n \setminus \{0\}$. The set of (positive definite) diagonal matrices of size n is denoted \mathbb{D}^n (resp. \mathbb{D}_{++}^n). Also, for any $Q(\cdot)$ with values in \mathbb{D}^{12} , we denote by $\{q_i(x)\}_{i=1}^{12}$ the diagonal entries of $Q(x)$, and write $Q = \text{diag}(Q_-, Q_+)$ where

$$Q_- = \text{diag}(q_1, \dots, q_6), \quad Q_+ = \text{diag}(q_7, \dots, q_{12}). \quad (1)$$

SO(3) is the set of unitary real matrices of size 3 and with a determinant equal to 1, also called *rotation* matrices. The cross product between any $u, \zeta \in \mathbb{R}^3$ is denoted $u \times \zeta$, and we shall also write $\hat{u}\zeta = u \times \zeta$, meaning that \hat{u} is the skew-symmetric matrix

$$\hat{u} = \begin{bmatrix} 0 & -u_3 & u_2 \\ u_3 & 0 & -u_1 \\ -u_2 & u_1 & 0 \end{bmatrix},$$

while u is recovered by means of the operator $\text{vec}(\cdot)$ acting on skew-symmetric matrices as follows: $\text{vec}(\hat{u}) = u$.

*Marc Artola and Charlotte Rodriguez are members of the Innovative Training Network ConFlex. This project has received funding from the European Union's Horizon 2020 research and innovation programme under the Marie Skłodowska-Curie grant agreement No 765579.

¹Marc Artola, Andrew Wynn and Rafael Palacios are with the Department of Aeronautics, Imperial College London, Exhibition Road, London SW7 2AZ, UK

marc.artola16@imperial.ac.uk
a.wynn@imperial.ac.uk
r.palacios@imperial.ac.uk

²Charlotte Rodriguez and Günter Leugering are with the Department of Mathematics Chair of Applied Mathematics, Friedrich-Alexander Universität, Cauerstr. 11 91058 Erlangen

charlotte.rodriguez@fau.de
guenter.leugering@fau.de

II. PROBLEM FORMULATION

Commonly, the mathematical model for geometrically exact beams is a quasilinear second-order system written in terms of the position of the beam's centerline, $\mathbf{p}(x,t) \in \mathbb{R}^3$, and the orientation of its cross sections given by the columns of the matrix $\mathbf{R}(x,t) \in \text{SO}(3)$, both being expressed in some fixed coordinate system such as the standard basis $\{e_i\}_{i=1}^3$ of \mathbb{R}^3 . It is set in $(0,\ell) \times (0,T)$ and reads

$$\begin{bmatrix} \partial_t & \mathbf{0} \\ (\partial_t \widehat{\mathbf{p}}) & \partial_t \end{bmatrix} \begin{bmatrix} \mathbf{R} & \mathbf{0} \\ \mathbf{0} & \mathbf{R} \end{bmatrix} \mathbf{M} \mathbf{v} = \begin{bmatrix} \partial_x & \mathbf{0} \\ (\partial_x \widehat{\mathbf{p}}) & \partial_x \end{bmatrix} \begin{bmatrix} \mathbf{R} & \mathbf{0} \\ \mathbf{0} & \mathbf{R} \end{bmatrix} \mathbf{C}^{-1} \mathbf{s},$$

where $\mathbf{M}, \mathbf{C} \in \mathbb{R}^{6 \times 6}$ are the so-called *mass* and *flexibility* matrices, $\mathbf{v}(x,t) \in \mathbb{R}^6$ contains the linear and angular *velocities*, and $\mathbf{s}(x,t) \in \mathbb{R}^6$ contains the linear and angular *strains*:

$$\mathbf{v} = \begin{bmatrix} \mathbf{R}^\top \partial_t \mathbf{p} \\ \text{vec}(\mathbf{R}^\top \partial_t \mathbf{R}) \end{bmatrix}, \quad \mathbf{s} = \begin{bmatrix} \mathbf{R}^\top \partial_x \mathbf{p} - e_1 \\ \text{vec}(\mathbf{R}^\top \partial_x \mathbf{R}) - \Upsilon_c \end{bmatrix},$$

in which $\Upsilon_c = \text{vec}(R^\top \frac{dR}{dx})$ is the curvature before deformation, the given matrix $R(x) \in \text{SO}(3)$ describing the cross sections' orientation before deformation. This system is the Geometrically Exact Beam model, due to Reissner [11], who initially derived the static formulation, and Simo [12], who extended it to the dynamic case.

The mathematical model may also be written in terms of so-called *intrinsic* variables: the velocities \mathbf{v} and strains \mathbf{s} (or equivalently velocities and internal forces and moments), which are all expressed in a moving basis attached to the beam's centerline – namely, the basis defined by the columns of \mathbf{R} . This yields the Intrinsic Geometrically Exact Beam model, or IGEB, due to Hodges [13], which reads

$$\partial_t y + A \partial_x y + \overline{\mathbf{B}}(x) y = \overline{\mathbf{g}}(y), \quad (2)$$

the unknown being $y = [v^\top, s^\top]^\top$. Boundary conditions for (2) can be generally expressed as $G_\partial y(x_\partial) = b_\partial$, with $G_\partial \in \mathbb{R}^{6 \times 12}$, $b_\partial \in \mathbb{R}^6$ and $x_\partial = \{0, \ell\}$ denoting each of the two boundaries of a beam of arclength ℓ . We shall henceforth focus solely on this formulation. An advantageous feature of this model is that it falls into the class of *one-dimensional first-order hyperbolic systems* (hyperbolic meaning that A has real eigenvalues only and twelve associated independent eigenvectors) and thus provides access to a broad mathematical literature beyond the context of beam models (e.g., [14,15]). Moreover, the IGEB model is only *semilinear*, with the nonlinear function $\overline{\mathbf{g}}$ being quadratic, thus locally Lipschitz. It is defined by

$$\overline{\mathbf{g}}(y) = - \begin{bmatrix} \mathbf{M}^{-1} L_1(v) & \mathbf{M}^{-1} L_2(\mathbf{C}^{-1} s) \\ \mathbf{0}_6 & -L_1(v)^\top \end{bmatrix} \begin{bmatrix} \mathbf{M} \mathbf{v} \\ s \end{bmatrix}, \quad (3)$$

where for any $u = [u_1^\top, u_2^\top]^\top$ with $u_i \in \mathbb{R}^3$,

$$L_1(u) = \begin{bmatrix} \widehat{u}_2 & \mathbf{0}_3 \\ \widehat{u}_1 & \widehat{u}_2 \end{bmatrix}, \quad L_2(u) = \begin{bmatrix} \mathbf{0}_3 & \widehat{u}_1 \\ \widehat{u}_1 & \widehat{u}_2 \end{bmatrix}.$$

The matrix $\overline{\mathbf{B}}(x)$ may not be assumed arbitrarily small, hence, not only is the linearised system not homogeneous, but also (2) cannot be seen as the perturbation of a system

of conservation laws, which makes the stabilisation study challenging. Denoting $\mathbf{E} = L_1(\overline{\mathbf{s}})$ with $\overline{\mathbf{s}} = [e_1^\top, \Upsilon_c^\top]^\top$, one has

$$A = \begin{bmatrix} \mathbf{0}_6 & -(\mathbf{M}\mathbf{C})^{-1} \\ -\mathbf{I}_6 & \mathbf{0}_6 \end{bmatrix}, \quad \overline{\mathbf{B}} = \begin{bmatrix} \mathbf{0}_6 & -\mathbf{M}^{-1} \mathbf{E} \mathbf{C}^{-1} \\ \mathbf{E}^\top & \mathbf{0}_6 \end{bmatrix}.$$

The neater structure of the IGEB model makes it well-suited for aeroelastic modelling and engineering, notably in the context unmanned aircraft aiming to remain airborne over large time horizons, which are consequently very light-weight and slender and exhibit great flexibility [2,16]. Furthermore, one may also see the IGEB model as the beam dynamics formulated in the *Hamiltonian* framework (see [17, Sections 5, 6]), leading to the study of this system from the perspective of *Port-Hamiltonian Systems* when taking into account the interactions of the beam with its environment (see [18]).

Remark 2.1: We suppose that \mathbf{M} and \mathbf{C} are independent of x , and restrict our study to beams made of an isotropic material, with constant parameters, and such that sectional principal axes are aligned with the body-attached basis:

$$\begin{aligned} \mathbf{M} &= \rho \text{diag}(a, a, a, (I_2 + I_3)k_1, I_2, I_3), \\ \mathbf{C} &= \rho \mathbf{M}^{-1} \text{diag}(E, k_2 G, k_3 G, G, E, E)^{-1}, \end{aligned}$$

with density $\rho > 0$, cross section area $a > 0$, shear modulus $G > 0$, Young modulus $E > 0$, area moments of inertia $I_2, I_3 > 0$, shear correction factors $k_2, k_3 > 0$, and the factor $k_1 > 0$ that corrects the polar moment of area.

III. BOUNDARY FEEDBACK STABILISATION

To the best of our knowledge, global in time existence and uniqueness of $C^0([0, +\infty), H^1(0, \ell; \mathbb{R}^{12}))$ (or $C^0([0, \ell] \times [0, +\infty); \mathbb{R}^{12})$) solutions to (2) is not provided by general results presented in the literature. However, for some specific closed-loop problems for (2), one may deduce well-posedness on the entire time interval, together with an exponential decay in time of the solution. Being then based on local in time solutions to (2) and on maintaining the nonlinear term to be small throughout the proof, this stability result is *local*, in the sense that it holds for small initial data only.

More precisely, we can stabilise the beam by applying a *velocity feedback control* of the form $-\overline{\mathbf{k}}v$ at the end $x = 0$ (i.e., effectively a damper, where the force at the boundary is constrained to oppose velocity), with $\overline{\mathbf{k}} \in \mathbb{R}^{6 \times 6}$, while the other end is clamped. This yields the system

$$\begin{cases} \partial_t y + A \partial_x y + \overline{\mathbf{B}}(x) y = \overline{\mathbf{g}}(y) & \text{in } (0, \ell) \times (0, T) \\ v(\ell, t) = 0 & \text{for } t \in (0, T) \\ -\mathbf{C}^{-1} s(0, t) = -\overline{\mathbf{k}}v(0, t) & \text{for } t \in (0, T) \\ y(x, 0) = y^0(x) & \text{for } x \in (0, \ell), \end{cases} \quad (4)$$

with initial datum $y^0 = (v^0, s^0)^\top$ in \mathbf{H}^1 , where we henceforth use the shortened notation $\mathbf{H}^1 = H^1(0, \ell; \mathbb{R}^{12})$. Then, one has the following theorem.

Theorem 3.1: Assume that $R \in C^1([0, \ell]; \text{SO}(3))$ and $\overline{\mathbf{k}} \in \mathbb{R}^{6 \times 6}$ is symmetric positive definite. Then, the steady state $y \equiv 0$ of (4) is *locally H^1 exponentially stable*, in the sense

that there exist $\varepsilon > 0$, $\alpha > 0$ and $\eta \geq 1$ such that, for all $y^0 \in \mathbf{H}^1$ satisfying $\|y^0\|_{\mathbf{H}^1} \leq \varepsilon$ and the compatibility conditions $v^0(\ell) = 0$, $\mathbf{C}^{-1}s^0(0) = \bar{\kappa}v^0(0)$, there exists a unique global in time solution $y \in C^0([0, +\infty); \mathbf{H}^1)$ to (4), and

$$\|y(\cdot, t)\|_{\mathbf{H}^1} \leq \eta e^{-\alpha t} \|y^0\|_{\mathbf{H}^1}, \quad \text{for all } t \in [0, +\infty).$$

Theorem 3.1 is proved in [10, Th. 1.5] with more constraints on $\bar{\kappa}$, but the proof is in fact easily adjusted to any positive definite symmetric $\bar{\kappa}$; see also [19, Th. 2.4, Rem. 2] for the case of a general linear elastic material law (anisotropic material, beam parameters dependent on x). Let us now give some detail on the idea of the proof.

A. Riemann Invariants

The fact that A is hyperbolic allows us to apply a change of variable and thereby write (4) in terms of the so-called *Riemann invariants* (or *diagonal* or *characteristic* form), a form in which the stability analysis is simplified. Applying the change of variables

$$r = Ly \quad \text{with } L = \begin{bmatrix} \mathbf{I}_6 & D \\ \mathbf{I}_6 & -D \end{bmatrix}, \quad D = (\mathbf{MC})^{-1/2},$$

to (4), for $\mathbf{D} = \text{diag}(-D, D)$, $B = L\bar{B}L^{-1}$, $g(r) = L\bar{g}(L^{-1}r)$, and $\kappa = (\mathbf{MD} + \bar{\kappa})^{-1}(\mathbf{MD} - \bar{\kappa})$, one obtains

$$\begin{cases} \partial_t r + \mathbf{D}\partial_x r + B(x)r = g(r) & \text{in } (0, \ell) \times (0, T) \\ r_-(\ell, t) = -r_+(\ell, t) & \text{for } t \in (0, T) \\ r_+(0, t) = \kappa r_-(0, t) & \text{for } t \in (0, T) \\ r(x, 0) = r^0(x) & \text{for } x \in (0, \ell), \end{cases} \quad (5)$$

with initial datum $r^0 = Ly^0$. In line with the sign of the diagonal entries of \mathbf{D} , we denote $r = (r_-, r_+)^T$ with r_- and r_+ being the first and last six components of r , respectively.

From the relationship between g and \bar{g} , and the definition (3) of the latter, one can deduce that the components of g also write as $g_i(r) = \langle r, G^i r \rangle$ where each $G^i \in \mathbb{R}^{12 \times 12}$ is a specific symmetric matrix dependent on the beam parameters. We then define the constant $C_g > 0$ by $C_g = \sqrt{\sum_{i=1}^{12} \|G^i\|^2}$. We also define $C_B > 0$, characterising the linear lower order term, by $C_B = \max_{x \in [0, \ell]} \|B(x)\|$.

B. Lyapunov Functional

One may equivalently study this stability problem for (4) or for its diagonal form (5). Among the methods commonly used to study stability, a so-called H^1 *quadratic Lyapunov functional* is used in [10,19], namely a functional of the form

$$\mathcal{L}(t) = \sum_{j=0}^1 \int_0^\ell \langle \partial_t^j r(x, t), Q(x) \partial_t^j r(x, t) \rangle dx \quad (6)$$

for some $Q = Q(x) \in \mathbb{R}^{12 \times 12}$ and for $t \in [0, T]$, which is equivalent to the squared \mathbf{H}^1 norm of $r(\cdot, t)$ and has an exponential decay with respect to time, as long as the solution r to (5) is in some ball of $C^0([0, \ell] \times [0, T]; \mathbb{R}^{12})$.

For one-dimensional first-order hyperbolic systems, Bastin and Coron [20] have systematised the search of such functionals and given sufficient criteria for their existence. More precisely, it is sufficient to find a matrix-valued function Q

fulfilling a series of matrix inequalities that involve both the coefficients appearing in the governing equations and the boundary conditions (and thus, the feedback control). For System (4), their result yields the following theorem (see [10, Prop. 3.1]).

Theorem 3.2: If there exists $Q \in C^1([0, \ell]; \mathbb{D}_{++}^{12})$ with

$$Q_+(\ell) - Q_-(\ell) \succcurlyeq 0, \quad (7a)$$

$$Q_-(0)D - \kappa^\top Q_+(0)D\kappa \succcurlyeq 0, \quad (7b)$$

$$-\frac{d}{dx}Q(x)\mathbf{D} + Q(x)B(x) + B(x)^\top Q(x) \succ 0, \quad (7c)$$

for any $x \in [0, \ell]$, then the steady state $y \equiv 0$ of (4) is locally H^1 exponentially stable.

For any given Q as in Theorem 3.2, we define the constants $C_{\mathcal{L}}, C_Q > 0$ as follows:

$$C_Q = \max \left\{ \max_{x \in [0, \ell], 1 \leq i \leq 12} q_i(x), \left(\min_{x \in [0, \ell], 1 \leq i \leq 12} q_i(x) \right)^{-1} \right\}$$

and, for $\mathcal{S} := -\frac{d}{dx}Q\mathbf{D} + QB + B^\top Q$,

$$C_{\mathcal{L}} = \min_{x \in [0, \ell]} \sigma_{\min}(\mathcal{S}(x))$$

where $\sigma_{\min}(\mathcal{S}(x))$ denotes the smallest eigenvalue of $\mathcal{S}(x)$.

C. Region of Attraction

Going through the proof of Theorem 3.2 while keeping track of the constants, one can show that for any given Q fulfilling the assumptions of Theorem 3.2, the constants $\varepsilon, \alpha > 0$ and $\eta \geq 1$ introduced in Theorem 3.1 may be chosen as follows. The bound on the initial datum has the form

$$\varepsilon = \|L\|^{-1} \min \left\{ \frac{\delta}{2C_1\eta}, \frac{\delta_0}{\eta} \right\}, \quad (8)$$

where $C_1 > 0$ is the constant coming from the standard Sobolev inequality $\|\varphi\|_{C^0([0, \ell]; \mathbb{R}^{12})} \leq C_1 \|\varphi\|_{\mathbf{H}^1}$ (see [21, Th. 5, Sec. 5.6]). In fact, the proof of Theorem 3.2 consists in first showing that, at least on a small time interval, there exists a unique solution to (5) (see [20, Th. 10.1]), before extending this solution for all times by means of the Lyapunov functional \mathcal{L} (see (6)). While the appearance of the constant $\delta_0 > 0$ is due to the aforementioned existence and uniqueness result, the constant $\delta > 0$ is directly related to the decay of \mathcal{L} and, thereby, to the feedback control. Therefore, the latter will be the main focus of our work. To be more precise, δ can be chosen as any *positive* number such that

$$\alpha := \frac{1}{2}C_Q(C_{\mathcal{L}} - 4C_Q C_g \delta) > 0 \quad (9)$$

holds, where $\alpha > 0$ is then the exponential decay of the solution. Note that there is a competition in (9) between the exponential decay and $\delta > 0$, and that the constant $C_{\mathcal{L}}$ depends on Q . Finally, $\eta \geq 1$ is given by

$$\eta = C_Q(2C_{\text{IB}}(\delta) + 1) \|L\| \|L^{-1}\| \quad (10)$$

where $C_{\text{IB}}(\delta) > 0$ is defined by

$$C_{\text{IB}}(\delta) = \max \left\{ \|\mathbf{D}\|, \|\mathbf{D}\|^{-1}, (C_B + C_g \delta), \frac{C_B + C_g \delta}{\|\mathbf{D}\|} \right\}. \quad (11)$$

In view of this, our aim in what follows, is to go beyond the specific Lyapunov functional found in [10,19], and look for an optimal functional, in the form of polynomials, such that the bound constraining the size of the initial datum is maximised.

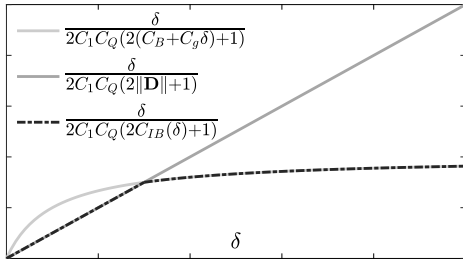


Fig. 1. Bound on initial datum ε as a function of δ

Remark 3.3: The ratio $\frac{\delta}{2C_1\eta}$, which is the part of ε of interest here, is a monotonic increasing function for $\delta > 0$. This can be seen in Fig. 1, where this relationship has been portrayed for the case $\|\mathbf{D}\| > 1$ (but equally valid otherwise).

IV. BOUND OPTIMISATION VIA SEMI-DEFINITE PROGRAMMING

A. Optimal Problem Definition

As discussed above, the objective of the optimisation is to enlarge the region of attraction, which is bounded by the previously introduced constant ε , by appropriate choice of the Lyapunov weighting and feedback matrices $Q(x)$ and κ . The proposed optimisation is independent of the beam's geometrical and material properties, and hence the constants C_1 , C_B and C_g are assumed to be fixed known values. Therefore, the only constants which depend upon choice of $Q(x)$ are C_Q and $C_{\mathcal{J}}$. Injecting the definition of δ provided by (9) into (8), and making use of the definitions (10)-(11), we obtain an upper bound for ε :

$$\varepsilon \leq \frac{1}{4C_1C_g\|L\|^2\|L^{-1}\|} \left(\frac{C_{\mathcal{J}}}{C_Q^2} - \frac{2\alpha}{C_Q^3} \right), \quad (12)$$

where we recall that $\alpha > 0$. Thus we will maximise the ratio $C_{\mathcal{J}}/C_Q^2$ in order to maximise the region of attraction estimate. It has been made obvious that for given structural and geometrical properties, the bound on the initial datum (i.e., the size of the region of attraction) is maximised by making $C_{\mathcal{J}}$ as large possible and choosing C_Q as close to one as possible. These two choices are in direct competition, as dictated by inequalities (7), and hence optimality is sought as proposed in the next section by employing a semi-definite programming approach.

B. Proposed Semi-Definite Program

In the following, we consider the constant properties scenario, although the presented arguments can be directly generalised to the varying properties case if the property distributions are described, or can be well approximated, by polynomials of arbitrary degree. We rewrite the stability conditions (7) on the Lyapunov weighing matrix $Q(x)$ as

conditions for non-negativity, suitable for semidefinite programming (SDP) tools, of the following matrix expressions, with $0 < \varepsilon_1, \varepsilon_2 \ll 1$ (i.e., numerical artefacts used to obtain non-strict inequalities and can be made arbitrarily small):

$$Q - \varepsilon_1 \mathbf{I}_{12} \succcurlyeq 0, \quad \forall x \in [0, \ell], \quad (13a)$$

$$-\frac{d}{dx} Q \mathbf{D} + Q \mathbf{B} + \mathbf{B}^T Q - \varepsilon_2 \mathbf{I}_{12} \succcurlyeq 0, \quad \forall x \in [0, \ell], \quad (13b)$$

$$Q_+(\ell) - Q_-(\ell) \succcurlyeq 0, \quad (13c)$$

$$Q_-(0) \mathbf{D} - \kappa^T Q_+(0) \mathbf{D} \kappa \succcurlyeq 0, \quad (13d)$$

where the explicit dependence of the matrices Q and B on the spatial variable x is not shown to alleviate notation.

We follow by defining each of the diagonal entries $\{q_i\}_{i=1}^{12}$ of Q (see (5)) as polynomials in x with arbitrary degree n , $q_i(x) = p_n(x)$. Since κ is a decision variable, condition (13d) introduces cubic terms (leading to a non-convex problem), however a Schur complement argument is employed to obtain an equivalent convex condition. Defining $\tilde{\kappa} = (Q_+(0) \mathbf{D})^{\frac{1}{2}} \kappa$ and using the generalised *s-procedure* [22] with the simple quadratic function $\mathcal{J}_\ell(x) = x(x - \ell)$, used to verify set containment, we finally write (13) as

$$Q - \varepsilon_1 \mathbf{I}_{12} + s_1(x) \mathcal{J}_\ell(x) \mathbf{I}_{12} \succcurlyeq 0, \quad (14a)$$

$$-\frac{d}{dx} Q \mathbf{D} + Q \mathbf{B} + \mathbf{B}^T Q - \varepsilon_2 \mathbf{I}_{12} + s_2(x) \mathcal{J}_\ell(x) \mathbf{I}_{12} \succcurlyeq 0, \quad (14b)$$

$$Q_+(\ell) - Q_-(\ell) \succcurlyeq 0, \quad (14c)$$

$$\begin{bmatrix} \mathbf{I}_6 & \tilde{\kappa} \\ \tilde{\kappa}^T & Q_-(0) \mathbf{D} \end{bmatrix} \succcurlyeq 0. \quad (14d)$$

Here, $s_1(x), s_2(x) \in \Sigma(x)$ are nonnegative polynomials ($\Sigma(x)$ is used to denote the set of all sum of squares polynomials in x). Hence, local exponential stability of (4) is guaranteed if (14) is feasible. Feasibility of (14) has been rigorously shown in [10] for particular weighting matrices constrained to be of the form $Q = \frac{1}{2} \text{diag}(f \mathbf{M}, (2f(L) - f) \mathbf{M})$ for some $f \in C^1([0, \ell])$ fulfilling a series of properties. The function f found in [10] is not polynomial. One may also use [10, (3.21)-(3.23)] to uncover an appropriate polynomial f provided, however, that its degree is large enough (depending on the beam parameters and \mathbf{E}). Here, we consider more general polynomial weighting matrices, whose diagonal entries may be chosen independently from one another, thus having the potential to fulfil the desired stabilisation task with smaller polynomial degree and to lead to a larger decay/region of attraction relying on semi-definite programming.

As previously discussed, maximising the region of attraction has been reduced to the maximisation of the ratio $C_{\mathcal{J}}/C_Q^2$. However, this defines a nonlinear objective function, which cannot be solved using standard semidefinite programming tools (only linear objective functions are supported). Instead, an iterative approach is considered, where at each iteration $C_{\mathcal{J}}$ is minimised for fixed maximum and minimum eigenvalues of Q (which determine the constant C_Q). To achieve this, the following additions to (14) are considered to set up the SDP optimisation problem.

Maximising $C_{\mathcal{J}}$. This can be achieved by imposing the following maximisation problem.

$$\max_{\beta} \beta$$

$$\text{s.t. } -\frac{d}{dx}QD + QB + B^T Q - \beta \mathbf{I}_{12} \succcurlyeq 0, \quad \forall x \in [0, \ell],$$

$$\beta \geq \varepsilon_3.$$

Bounds on C_Q . This is enforced by adding the following constraints on the smallest and largest eigenvalues of $Q(x)$

$$Q - \gamma \mathbf{I}_{12} \succcurlyeq 0, \quad \forall x \in [0, \ell],$$

$$\nu \mathbf{I}_{12} - Q \succcurlyeq 0, \quad \forall x \in [0, \ell],$$

$$0 \leq \gamma \leq \nu.$$

Gathering the previous additional maximisation sub-problem and constraints, the general SDP optimisation problem can now be defined

$$\min_{\beta, s_i(x) \in \Sigma(x), q_i(x), \tilde{\kappa}} -\beta \quad (15a)$$

$$\text{s.t. } -\frac{d}{dx}QD + QB + B^T Q - \beta \mathbf{I}_{12} + s_1(x) \mathcal{I}_\ell(x) \mathbf{I}_{12} \succcurlyeq 0, \quad (15b)$$

$$Q_+(l) - Q_-(l) \succcurlyeq 0, \quad (15c)$$

$$\begin{bmatrix} \mathbf{I}_6 & \tilde{\kappa} \\ \tilde{\kappa}^T & Q_-(0)D \end{bmatrix} \succcurlyeq 0, \quad (15d)$$

$$Q - \gamma \mathbf{I}_{12} + s_2(x) \mathcal{I}_\ell(x) \mathbf{I}_{12} \succcurlyeq 0, \quad (15e)$$

$$\nu \mathbf{I}_{12} - Q + s_3(x) \mathcal{I}_\ell(x) \mathbf{I}_{12} \succcurlyeq 0, \quad (15f)$$

$$\beta \geq \varepsilon_1, \quad (15g)$$

$$0 \leq \gamma \leq \nu. \quad (15h)$$

Note that the positivity condition on the coefficients $Q(x)$ in (13) has been made redundant by conditions (15e) and (15f).

Then, upon solution of (15) for fixed γ, ν a value of the ratio $C_{\mathcal{S}}/C_Q^2$ is obtained. Therefore, an iterative solution approach to find the optimal $C_{\mathcal{S}}/C_Q^2(\gamma, \nu)$ is employed, where each step will require solving for (15).

V. NUMERICAL RESULTS

A numerical case to exemplify the proposed approach is performed on a beam with unitary structural and geometrical properties, that is, a beam with the following characteristics.

TABLE I
STRUCTURAL AND GEOMETRICAL PROPERTIES

property	symbol	value
mass per unit length	ρa	1 kgm ⁻¹
area moments of inertia	I_2, I_3	1 kgm
axial stiffness	Ea	1 N
shear stiffness	Ga	1 N
torsional stiffness	$G(I_2 + I_3)$	1 Nm ²
bending stiffness	EI_2, EI_3	1 Nm ²
polar moment of area correction	k_1	1
shear correction factors	k_2, k_3	1
beam length	ℓ	1 m

The optimisation problem (15) has been implemented in Matlab using the toolbox SOSTOOLS [23] and the solver CDCS [24]. Polynomials of degree $p = 4$ are chosen to define the diagonal entries $q_i(x)$ of the weighing matrix $Q(x)$ and the non-negative functions $s_1(x), s_2(x), s_3(x)$ employed to verify set containment, which provide a good trade-off in terms of computational complexity of the underlying semi-definite problems.

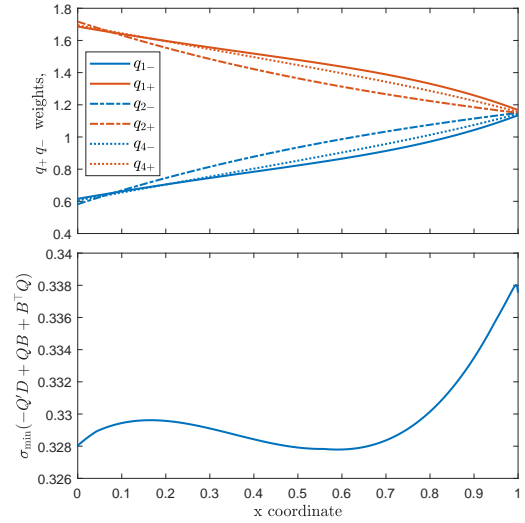


Fig. 2. Diagonal entries of $Q(x)$ (top) and smallest eigenvalue of \mathcal{S} (bottom) along spatial coordinate x for the optimal pair $(\gamma, \nu)^*$

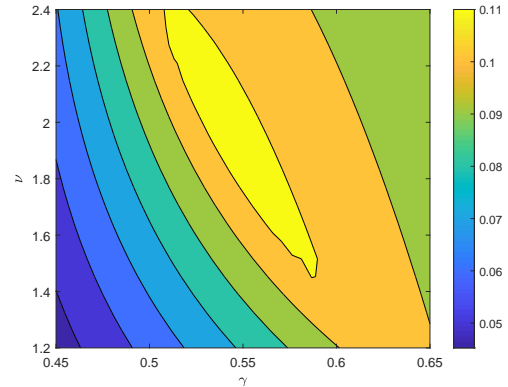


Fig. 3. Contour plot of the ratio $C_{\mathcal{S}}/C_Q^2$ for varying (γ, ν)

The search for the optimal pair $(\gamma, \nu)^*$ which maximises the ratio $C_{\mathcal{S}}/C_Q^2$ is performed using Matlab's in-built optimisation function *fminunc*. Despite the presence of constraint (15h), it has been found that, in practice, this condition is satisfied throughout the entire iterative process and hence the simpler unconstrained optimisation scenario is considered. The optimal pair has been found to be $(\gamma, \nu)^* = (0.5823, 1.7173)$, resulting in constants $C_{\mathcal{S}} = 0.3380$ and $C_Q = 1.7173$ yielding a ratio $C_{\mathcal{S}}/C_Q^2 = 0.1146$. The entries of the Lyapunov functional weighing matrix (6) along the spatial coordinate x are displayed in Fig. 2, where blue lines are used for the q_{i-} entries and red for the q_{i+} . Coefficients q_{i-}, q_{i+} for $i = \{3, 5, 6\}$ are not included in the figure since they are found to be coincident to q_{2-} and q_{2+} to tolerance precision. This symmetry is attributed to the identical properties used in the two bending directions. A strong resemblance of the obtained shapes with the analytical functions obtained in [10] can be observed.

Fig. 2 also shows the smallest eigenvalue of the matrix \mathcal{S} along the spatial coordinate x for the optimal pair $(\gamma, \nu)^*$, whose minimum defines the constant $C_{\mathcal{S}}$. The obtained

optimal feedback matrix is

$$\bar{\kappa} = \text{diag}(1.0079, 0.8725, 0.8549, 1.4397, 0.8530, 0.8528).$$

The value of the constant δ is given by (9) together with our choice for $0 < \alpha < \frac{1}{2}C_{\mathcal{G}}C_Q$. Given that the structural properties are known and fixed, the constant η is readily available from (10) and hence the bound on the region of attraction is finally obtained from (12). In the limit $\alpha = 0$, our numerically found bound is $\varepsilon < 0.0095$. The sensitivity of the numerical results to the polynomial degree has been observed to be rather low, since the optimal pair $(\gamma, \nu)^*$ produce very similar solutions to (15) for both lower and higher polynomial degrees (2 and 6).

The ratio $C_{\mathcal{G}}/C_Q^2$, and consequently the bound on the region of attraction ε , shows a strong dependence on the choice of $Q(x)$ and the imposed constraints on $Q(x)$ introduced by the constants (γ, ν) , which justifies the need for exploration of a suitable weighing matrix to enlarge the region from which solutions are expected to decay exponentially. This is clearly shown in Fig. 3, where the ratio $C_{\mathcal{G}}/C_Q^2$ has been plotted for a range of (γ, ν) , obtained through a sweep over 20 different values for each constant around the optimum.

VI. CONCLUSIONS

An optimisation method to obtain sharper bounds on the region of attraction for the exponential stabilisation of geometrically exact beams via boundary feedback has been demonstrated. This strategy, based on semi-definite programming, introduces a systematic approach to select Lyapunov functionals which gives a better insight on the size of initial datum leading to exponential decay of solutions. The proposed method can equally be applied to more general, spatially varying mass and flexibility matrices, relying on an equivalent theoretical proof, with the (physical) constraint that they are symmetric positive definite matrices.

This methodology is, however, still restricted to the small initial datum scenario, since the established stability results rely on the dominance of the linear subsystem over the nonlinear terms. Besides, control laws necessary to achieve stability under these results are required to provide feedback on all degrees of freedom. A future line of investigation to overcome these limitations and to explore for more general stability or boundedness results is to consider directly the inequality $\partial_t \mathcal{L} + \alpha \mathcal{L} \leq 0$, for some $\alpha > 0$. The use of semi-definite programming tools on this full (nonlinear) expression offers a viable alternative to comprehend and estimate the role of nonlinear couplings in stability analysis, which is an intractable task if only analytical tools are considered.

REFERENCES

- [1] S. Grazioso, G. Di Gironimo, and B. Siciliano, "A geometrically exact model for soft continuum robots: The finite element deformation space formulation," *Soft robotics*, vol. 6, no. 6, pp. 790–811, 2019.
- [2] R. Palacios, J. Murua, and R. Cook, "Structural and aerodynamic models in nonlinear flight dynamics of very flexible aircraft," *AIAA Journal*, vol. 48, no. 11, pp. 2648–2659, 2010.
- [3] M. Artola, N. Goizueta, A. Wynn, and R. Palacios, "Modal-based nonlinear estimation and control for highly flexible aeroelastic systems," in *AIAA Scitech Forum*, 2020.

- [4] L. Wang, X. Liu, N. Renevier, M. Stables, and G. M. Hall, "Nonlinear aeroelastic modelling for wind turbine blades based on blade element momentum theory and geometrically exact beam theory," *Energy*, vol. 76, pp. 487 – 501, 2014.
- [5] M. Matsuoka, T. Murakami, and K. Ohnishi, "Vibration suppression and disturbance rejection control of a flexible link arm," in *Proceedings of IECON'95-21st Annual Conference on IEEE Industrial Electronics*, vol. 2. IEEE, 1995, pp. 1260–1265.
- [6] M. Uchiyama and A. Konno, "Computed acceleration control for the vibration suppression of flexible robotic manipulators," in *Fifth International Conference on Advanced Robotics' Robots in Unstructured Environments*. IEEE, 1991, pp. 126–131.
- [7] P. J. Goulart and S. Chernyshenko, "Global stability analysis of fluid flows using sum-of-squares," *Physica D: Nonlinear Phenomena*, vol. 241, no. 6, pp. 692–704, 2012. [Online]. Available: <https://www.sciencedirect.com/science/article/pii/S0167278911003575>
- [8] G. Valmorbidia, M. Ahmadi, and A. Papachristodoulou, "Stability analysis for a class of partial differential equations via semidefinite programming," *IEEE Transactions on Automatic Control*, vol. 61, no. 6, pp. 1649–1654, 2016.
- [9] S. Marx, T. Weisser, D. Henrion, and J. B. Lasserre, "A moment approach for entropy solutions to nonlinear hyperbolic pdes," *Mathematical Control and Related Fields*, vol. 10, no. 1, pp. 113–140, 2020.
- [10] C. Rodriguez and G. Leugering, "Boundary feedback stabilization for the intrinsic geometrically exact beam model," *SIAM J. Control Optim.*, vol. 58, no. 6, pp. 3533–3558, 2020.
- [11] E. Reissner, "On finite deformations of space-curved beams," *Zeitschrift für angewandte Mathematik und Physik ZAMP*, vol. 32, no. 6, pp. 734–744, 1981.
- [12] J. Simo, "A finite strain beam formulation. The three-dimensional dynamic problem. Part I," *Comput. Methods in Appl. Mech. and Engrg.*, vol. 49, no. 1, pp. 55 – 70, 1985.
- [13] D. H. Hodges, "Geometrically exact, intrinsic theory for dynamics of curved and twisted anisotropic beams," *AIAA Journal*, vol. 41, no. 6, pp. 1131–1137, 2003.
- [14] T. Li and W. Yu, *Boundary Value Problems for Quasilinear Hyperbolic Systems*, ser. Duke University Mathematics Series, V. Duke University, Mathematics Department, Durham, NC, 1985.
- [15] G. Bastin and J.-M. Coron, *Stability and Boundary Stabilization of 1-D Hyperbolic Systems*, ser. Progr. Nonlinear Differential Equations Appl. Birkhäuser/Springer, [Cham], 2016, vol. 88.
- [16] R. Palacios and B. Epureanu, "An intrinsic description of the nonlinear aeroelasticity of very flexible wings," in *52nd AIAA/ASME/ASCE/AHS/ASC Structures, Structural Dynamics and Materials Conference*, 2011.
- [17] J. C. Simo, J. E. Marsden, and P. S. Krishnaprasad, "The Hamiltonian structure of nonlinear elasticity: the material and convective representations of solids, rods, and plates," *Arch. Rational Mech. Anal.*, vol. 104, no. 2, pp. 125–183, 1988.
- [18] A. Macchelli, C. Melchiorri, and S. Stramigioli, "Port-based modeling and simulation of mechanical systems with rigid and flexible links," *IEEE Transactions on Robotics*, vol. 25, no. 5, pp. 1016–1029, 2009.
- [19] C. Rodriguez, "Networks of geometrically exact beams: well-posedness and stabilization," *Math. Control Relat. Fields*, 2021, advance online publication.
- [20] G. Bastin and J.-M. Coron, "Exponential stability of semi-linear one-dimensional balance laws," in *Feedback stabilization of controlled dynamical systems*, ser. Lect. Notes Control Inf. Sci. Springer, Cham, 2017, vol. 473, pp. 265–278.
- [21] L. C. Evans, *Partial differential equations*, ser. Grad. Stud. Math. Amer. Math. Soc., Providence, RI, 1998, vol. 19.
- [22] S. Boyd, L. E. Ghaoui, E. Feron, and V. Balakrishnan, *Linear Matrix Inequalities in Systems and Control Theory*, ser. Studies in Applied Mathematics. PA: SIAM, Philadelphia, 1994, vol. 15.
- [23] A. Papachristodoulou, J. Anderson, G. Valmorbidia, S. Prajna, P. Seiler, and P. A. Parrilo, *SOSTOOLS: Sum of squares optimization toolbox for MATLAB*, <http://arxiv.org/abs/1310.4716>, 2013, available from <http://www.eng.ox.ac.uk/control/sostools>, <http://www.cds.caltech.edu/sostools> and <http://www.mit.edu/~parrilo/sostools>.
- [24] Y. Zheng, G. Fantuzzi, and A. Papachristodoulou, "Fast admm for sum-of-squares programs using partial orthogonality," *IEEE Transactions on Automatic Control*, vol. 64, no. 9, pp. 3869–3876, 2019.