

LightSeq: Accelerated Training for Transformer-based Models on GPUs

Xiaohui Wang
ByteDance AI Lab
Shanghai, China

wangxiaohui.neo@bytedance.com

Ying Xiong
ByteDance AI Lab
Beijing, China

xiongying.taka@bytedance.com

Xian Qian
ByteDance AI Lab
Mountain View, United States
qian.xian@bytedance.com

Yang Wei
ByteDance AI Lab
Shanghai, China

weiyang.god@bytedance.com

Lei Li
University of California Santa Barbara
California, United States

lilei@cs.ucsb.edu

Mingxuan Wang
ByteDance AI Lab
Shanghai, China
wangmingxuan.89@bytedance.com

Abstract

Transformer-based models have proven to be powerful in many natural language, computer vision, and speech recognition applications. It is expensive to train these types of models due to unfixed input length, complex computation, and large numbers of parameters. Existing systems either only focus on efficient inference or optimize only BERT-like encoder models. In this paper, we present LightSeq, a system for efficient training of Transformer-based models on GPUs. We propose a series of GPU optimization techniques tailored to computation flow and memory access patterns of neural layers in Transformers. LightSeq supports a variety of network architectures, including BERT (encoder-only), GPT (decoder-only), and Transformer (encoder-decoder). Our experiments on GPUs with varying models and datasets show that LightSeq is 1.4-3.5x faster than previous systems. In particular, it gains 308% training speedup compared with existing systems on a large public machine translation benchmark (WMT14 English-German).

Keywords: Transformer, GPU Optimization, Sequence Processing, Natural Language Processing, Computer Vision

ACM Reference Format:

Xiaohui Wang, Ying Xiong, Xian Qian, Yang Wei, Lei Li, and Mingxuan Wang. 2021. LightSeq: Accelerated Training for Transformer-based Models on GPUs. In *Proceedings of ACM Conference (Conference'17)*. ACM, New York, NY, USA, 12 pages. <https://doi.org/10.1145/nnnnnnn.nnnnnnn>

Permission to make digital or hard copies of all or part of this work for personal or classroom use is granted without fee provided that copies are not made or distributed for profit or commercial advantage and that copies bear this notice and the full citation on the first page. Copyrights for components of this work owned by others than ACM must be honored. Abstracting with credit is permitted. To copy otherwise, to republish, to post on servers or to redistribute to lists, requires prior specific permission and/or a fee. Request permissions from permissions@acm.org.

Conference'17, July 2017, Washington, DC, USA

© 2021 Association for Computing Machinery.

ACM ISBN 978-x-xxxx-xxxx-x/YY/MM...\$15.00

<https://doi.org/10.1145/nnnnnnn.nnnnnnn>

1 Introduction

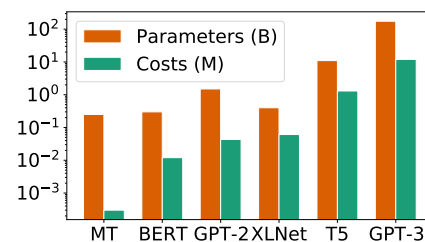


Figure 1. Model size (number of parameters) and estimated training cost for popular Transformer-based models. Here MT represents Transformer-big models on WMT14 machine translation task.

Transformers [26] have become a prevailing neural architecture in many natural language processing (NLP), computer vision (CV), and automatic speech recognition (ASR) applications [4, 9, 22, 31, 35]. Variants of Transformer prove to achieve state-of-the-art accuracy in text classification, question answering, machine translation, and visual object recognition tasks [4, 5, 19]. Transformer models typically require large model size and training data to perform well. For example, a GPT-3 model requires 3.1 million hours of training on modern GPUs and it is estimated to cost \$4.6 million to complete a single trial [1]. Figure 1 shows sizes and estimated training cost for several popular Transformer models. The training cost increases roughly in proportion to the number of model parameters. With the ever-growing model size, it becomes expensive to train them. There is a critical need for optimizing the computation for Transformers.

Existing approaches for accelerating Transformers are limited to either inference-only or models with only encoder layers. LightSeq [30] and TurboTransformers [7] are two recent systems targeting the serving of Transformers. However, neither supports Transformer training since there are additional backward computation which is more complex than the forward pass.

DeepSpeed is a recent system for optimizing Transformer training [23, 24]. It uses specially designed CUDA kernels,

Training Libraries	Components					Sequence Length	DL Frameworks	
	Embedding	Encoder	Decoder	Criterion	Trainer		PyTorch	TensorFlow
DeepSpeed	✗	✓	✗	✗	✓	Multiples of 16	✓	✗
LightSeq	✓	✓	✓	✓	✓	Arbitrary	✓	✓

Table 1. Comparing LightSeq and DeepSpeed.

as well as quantized gradient update across multiple GPUs. However, DeepSpeed only supports Transformer encoder layer, thus can only be used to train BERT-like models [4]. The full Transformer includes additional modules such as the decoder, criterion layer for calculating generation loss, shared embedding, etc. These involve more complex computation flow, for example, the cross attention computation between decoder and encoder layers. It is nontrivial to enable accelerated training for the full Transformers.

There is an additional line of research with general computation acceleration for neural networks, including automatic hardware-oriented compilation and quantized computation. TVM [2] uses automatic compilation technology to search for candidate optimizations in the neural network according to specific patterns and automatically merge operators. However, most of automatic compilation works only support fixed-length input, and it isn't easy for them to deal with a variable-length input such as natural sentences for Transformer. Jacob et al. [10] and Apex¹ improve the data I/O and calculation speed by reducing the precision using quantization. These are beneficial but should be used carefully, since the accuracy will decrease to a certain extent. While accuracy is important in training.

In this paper, we focus on accelerating the training for Transformer models on modern GPUs. We intend to provide a general system-level solution that works for all kinds of models based on Transformer, and all kinds of training algorithms such as stochastic gradient descent (SGD) and adaptive gradient methods. We aim to tackle these challenges, namely optimizing the backward computation in addition to the forward pass, supporting all Transformer layers including encoder and decoder, and supporting variable-length input. The challenge for accelerating training is that inference only requires forward computation, while training also requires back propagation of errors, computing gradients, synchronization among possible multiple GPUs, and updating the parameters. Among them, back-propagation and parameter update require relatively high calculation precision. It is also challenging for full Transformer due to its decoder's cross attention on its encoder layers.

In this paper, we propose LightSeq, an efficient library for both training and serving Transformer models. It provides system-level optimization without sacrificing accuracy or

changing any training behavior (learning rate, convergence rate, initialization, numeric stability, etc.). LightSeq includes three techniques for speedup, namely layer-specific kernels to increase GPU utilization, fine-grain mixed-precision trainer, and a improved strategy for efficient GPU memory management. LightSeq is the first to accelerate the whole process of Transformer training. Table 1 lists the differences between our proposed LightSeq and existing accelerated Transformer training library. In summary, LightSeq enjoys the following advantages:

- **Highly efficient.** LightSeq is fast and memory efficient for training Transformers, as validated in multiple experiments. Noticeably, LightSeq obtains up to 308% speedup and only requires 65% GPU memory on eight NVIDIA Ampere A100 GPUs in WMT14 English-German machine translation task compared to PyTorch.
- **Supporting rich models in Transformer family.** LightSeq provides comprehensive efficient custom operators, including embedding, encoder layer, decoder layer, and criterion. These enables BERT (encoder-only), GPT (decoder-only), full Transformer with encoder-decoder, etc. Therefore it is suitable for almost all NLP tasks such as text classification, generation, summarization, and machine translation.
- **Flexible usage.** In addition to manually integrating the custom layers in model codes, the users can also use LightSeq in popular training libraries without code modification. The library provides seamless integration with PyTorch and TensorFlow.

2 Background

2.1 Transformer Models

The critical idea of Transformer is using multi-head attention to map the representation of the tokens in the sequence to different feature spaces. In Figure 2, we take the machine translation task as an example. The encoder firstly calculates the attentions between any two input tokens and then obtains the attention outputs. Additionally, it uses feed forward network to enhance the representations. For the decoder, most calculations are the same as the encoder, except that each token only computes attention on previous tokens, and there exists a cross attention layer after the self-attention. To achieve the final embedding of each token, you also need an

¹<https://github.com/NVIDIA/apex>

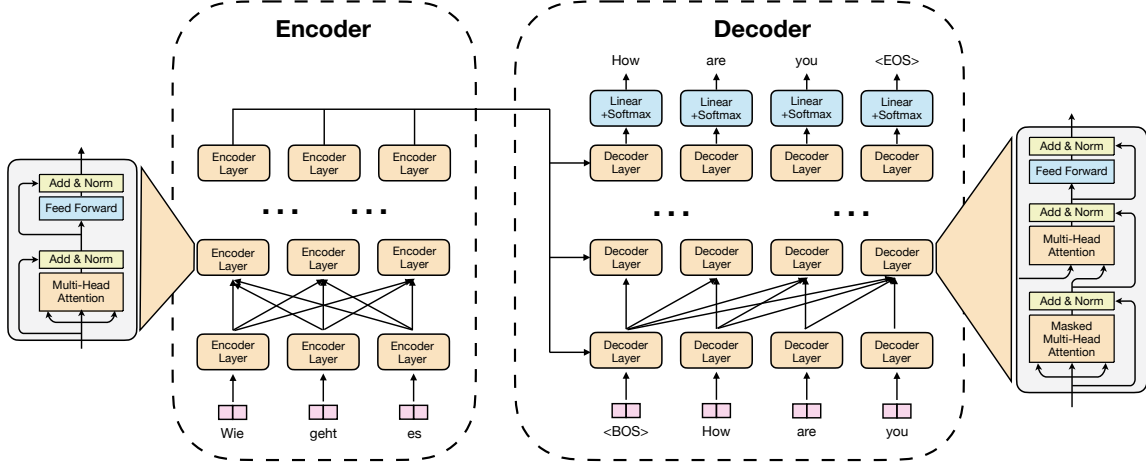


Figure 2. Transformer architecture for German-English machine translation.

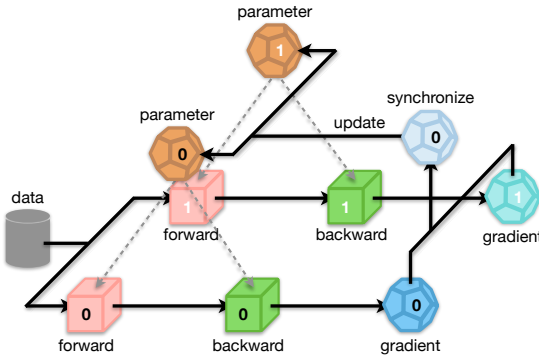


Figure 3. Data parallel training on two GPUs.

embedding layer to concatenate its position embedding. After obtaining the outputs of the decoder, the model requires an output layer to generate the probability of each token.

The Transformer-based models have variable-length intermediate tensors, which may lead to frequent allocation and release of GPU memory. There are many ways to deal with this problem. TurboTransformers [7] uses a sequence-length-aware allocator in their inference library to maximize the sharing of non-dependent GPU memory and reduce memory usage. However, this also dynamically allocates and releases the GPU memory. Thus it will slow down the model inference. LightSeq [30] allocates the maximal GPU memory in advance to prevent dynamic allocation and release during training, so the speed is faster.

2.2 Model Training

As shown in Figure 3, there are four stages during each iteration of data parallel training.

1. The model receives input data and then performs forward propagation, getting the final loss data.

2. The model performs backward propagation using the loss calculated after forward propagation, generating the gradients of all parameters.
3. Gradients are gathered from all devices and then the averaged gradients are computed and broadcast to each device. There are two major families to complete this process, all-reduce[20] and Parameter Server (PS)[13].
4. All parameters in each device are updated using the averaged gradients. Since the initial state and gradient of the parameters on each device are the same, the parameters remain the same after one update stage.

The speed bottleneck of the first and second stages is mainly in computing, which depends on fast CUDA kernels. However, the last two stages require better memory management, which will speed up the copies of parameters and gradients. Many works devote to accelerating these four stages, such as DeepSpeed, Apex, DDP [14], etc. However, there is no work to accelerate the complete training process currently. Figure 4 is a visualization of the four training stages. It can be found that model computing and parameter updates account for a large proportion. After training with LightSeq, the time of the three stages is greatly reduced, especially the parameter updates.

Different from model inference which only has the forward propagation stage, model training is more challenging. First, model training requires higher accuracy. Otherwise, the error will be magnified after constant parameter updates. Second, model training requires better memory management due to the need for maintaining gradients and activation checkpointing used by backward propagation. Finally, model training requires a fast trainer for parameter updates. However, for Transformer models, the training does not need to deal with incremental length in auto regressive decoding, which is simpler than model inference.

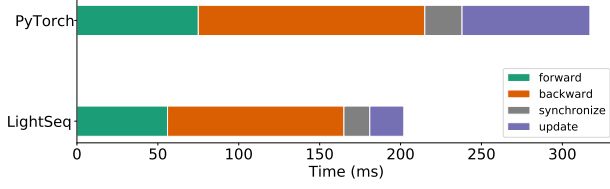


Figure 4. Time cost for PyTorch and LightSeq based on WMT-14 English-German machine translation task, using Transformer-big (batch size=232, seq. length=30).

3 The LightSeq System

This section will introduce the three techniques used in LightSeq in detail, including kernel fusion, memory-efficient mixed-precision trainer, and memory management.

3.1 Kernel Fusion

Kernel fusion focuses on speedup the CUDA kernels, thereby accelerating the computing process of training. We optimize all kernels in Transformer layers (i.e., encoder and decoder layer), embedding layer, and criterion layer.

3.1.1 Transformer Layers. Existing training libraries (e.g., DeepSpeed) only fuse kernels for the encoder, thus can only be used in models like BERT. To expand the scope of use, we extend to the decoder to accelerate models requiring a Transformer decoder (e.g., GPT).

There are two types of kernels. One is GEMM kernels, including linear transformation and scaled dot product. The other is non-GEMM kernels, such as Dropout, layer normalization, and Softmax. As GEMM has already been handled by the cuBLAS library efficiently, we focus on non-GEMM kernels here. Further subdivided, there are two categories of non-GEMM kernels. One is element-wise kernels (e.g., Dropout, ReLU, Reshape and bias adding). The independence between processing any two different tensor elements enables explicit parallelism and multi-kernel fusion. The other involves batch reduction operations, such as LayerNorm and Softmax, which require synchronization between threads.

Our optimized Transformer structure is depicted in Figure 5, where yellow boxes represent GEMM kernels and blue boxes represent custom non-GEMM kernels. Adjacent fine-grained element-wise kernels are fused into one coarse-grained kernel, resulting in fewer kernel launches and intermediate results. For example, the last kernel of the self-attention layer implements bias adding, dropout, and residual kernels with only one kernel launch.

In the following, we focus on two batch reduction kernels that take a long time in the training, including LayerNorm and Softmax.

LayerNorm Recall that the LayerNorm normalizes the inputs x using

$$y_i = w_i \cdot \frac{x_i - \mu(x)}{\sigma(x)} + b_i,$$

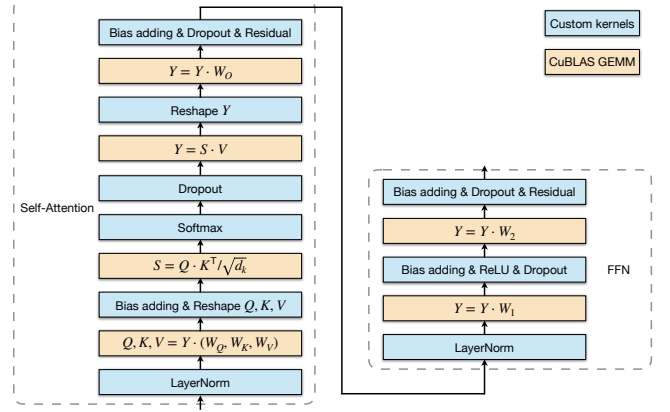


Figure 5. The structure of optimized transformer with pre-LayerNorm

where $\mu(x)$ and $\sigma(x)$ stand for the mean and standard variance of x respectively. Both are batch reductions. While warp-level parallelism provided by CUDA allows inter-thread communication for batch reduction over x , it requires thread synchronization, which hampers instruction-level parallelism.

A native implementation of forward calculation introduces two sequential thread synchronizations for $\mu(x)$ and $\sigma(x)$ respectively. To avoid the dependence between reductions, TurboTransformers proposed a new formula that runs two synchronizations in parallel:

$$\sigma(x) = \sqrt{\mu(x^2) - \mu(x)^2}.$$

This inspires us to rearrange the equation for backward calculation, which parallels synchronizations as well:

$$\nabla_{x_i} = \frac{w_i \nabla y_i}{\sigma(x)} + \alpha \cdot \sum_j w_j \nabla y_j + \beta \cdot \sum_j w_j \nabla y_j x_j,$$

where α and β are coefficients that can be solved in parallel:

$$\alpha = \frac{[x_i - \mu(x)]\mu(x) - \sigma(x)}{m\sigma(x)^3} \quad \beta = \frac{\mu(x) - x_i}{m\sigma(x)^3}.$$

Here m is the dimension of x , ∇_{x_i} and ∇y_i are the gradients of the i -th elements of input and output tensors respectively. The two batch reductions $\sum_j w_j \nabla y_j$ and $\sum_j w_j \nabla y_j x_j$ can be executed in parallel.

As LayerNorm is sensitive to the precision of floating points, we keep float point 16 (FP16) storage of the parameters and cast them to float point 32 (FP32) for computation to avoid additional I/O cost.

Softmax The next one is Softmax. The forward process of it can be expressed as

$$y_i = \frac{\exp(x_i)}{\sum_j \exp(x_j)}.$$

For numerical stability, especially for mixed-precision training, it takes three steps to avoid overflow:

1. Find the maximal element of x , denoted as x' .

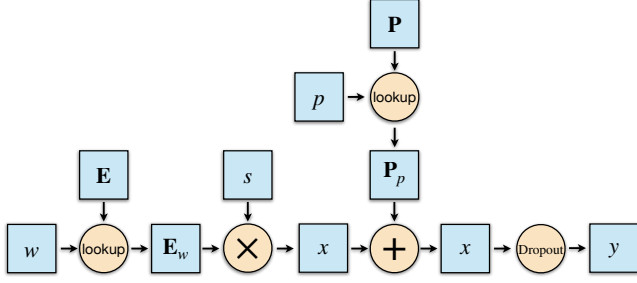


Figure 6. The forward computation of an embedding layer.

2. Deduct x' from each element in x so that the exponential never overflows, and then calculate the partition function $Z = \sum_j \exp(x_j - x')$.
3. Calculate Softmax using $y_i = \exp(x_i - x')/Z$.

Both steps 1 and 2 are reduction operations. We use the CUB library² for efficiency, which weakens the dependence between elements using an extra small buffer.

We tried different combinations of block size, grid size, and buffer size for various sequence lengths to find the best settings. During backward, we allocate four wraps in each block to run synchronizations in parallel. It allows higher latency for fadd instruction which is a source register required by the next shfl_down instruction [7].

In general, we have implemented all CUDA kernels using the float4 data type, increasing the bandwidth of data I/O. At the same time, we also optimize the kernels for commonly used input sizes. Compared with the implementation of DeepSpeed, FasterTransformer, and TurboTransformers, our kernels are much faster.

3.1.2 Embedding Layer. The embedding layer is widely used in most deep learning tasks to obtain the distributed representation of one sentence or image. Given a token embedding lookup table E and positional embedding lookup table P , we can get the representation $y^{(w,p)}$ of one token with index w and position p :

$$y^{(w,p)} = \text{Dropout}(s \cdot E_w + P_p),$$

where s is the embedding scale. Here we use sinusoidal positional embedding which does not require training.

Considering an input sentence W with length l , let m denote the Dropout mask generated in the forward propagation. We can efficiently compute the gradient of token w in the embedding table:

$$\nabla E_w = s \cdot \sum_{0 \leq i < l, W_i = w} m^{(i)} \odot \nabla y^{(W_i, i)},$$

where \odot represents element-wise product. This means summing all gradients of tokens w in the different positions in the sentence, which can be implemented in parallel by

²<https://nvlabs.github.io/cub/>

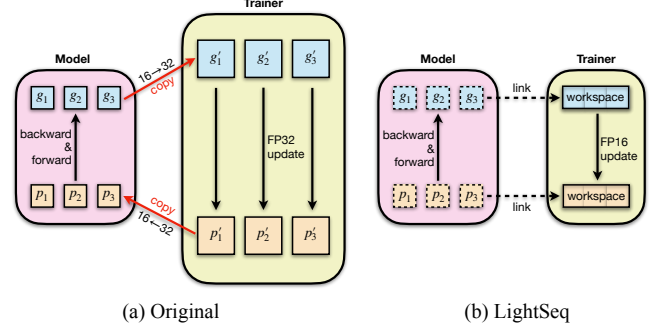


Figure 7. Mixed-precision trainer in LightSeq. Here orange and blue blocks represent the weights and gradients respectively. Dotted blocks represent symbolic tensor link which have no actual memory storage. We abandon the FP32 copies of weights/gradients and directly update the FP16 workspace with on-the-fly conversion.

atomicAdd operation in CUDA to avoid interference from other threads.

3.1.3 Criterion Layer. The criterion layer is used to compute the loss between the model output and ground truth. First, let y , a vector of length V , denote the output of the decoder for one token, where V is the vocabulary size, and z denote the one-hot vector of length V representing the ground truth. The prevalent cross-entropy loss with label smoothing can be formulated as

$$\mathcal{L}(p, q) = - \sum_i p_i \log(q_i),$$

where

$$p = (1 - \alpha)z + \frac{\alpha}{V} \cdot 1 \quad q = \text{Softmax}(y) \quad ,$$

and $0 \leq \alpha \leq 1$ is the smoothing parameter.

By plugging p and q into the loss function and calculating the partial derivatives of y_i , we get the gradient of decoder output:

$$\nabla y_i = \begin{cases} -q_i - \frac{\alpha}{V} + 1 - \alpha & \text{if token } i \text{ is the ground truth} \\ -q_i - \frac{\alpha}{V} & \text{otherwise} \end{cases} ,$$

which is an element-wise kernel of q and can be executed in parallel. Remind that our Softmax kernel takes three steps to compute. We can slightly modify the last step with additional logarithmic operations and bias adding for forward and backward calculation respectively.

3.2 Memory-Efficient Mixed-Precision Trainer

In mixed precision training [17], weights and gradients are in FP16 during forward and backward propagation. Since the updated value, which is the product of learning rate and gradient, is often tiny, the trainer will maintain FP32 copies of weights/gradients to complete the update in FP32. As shown in the left part of Figure 7, each piece of

gradients/weights in the model will be copied to/from its FP32 partner in one training step. The trainer kernel will load the FP32 gradient to update the FP32 weight. This mechanism introduces two defects:

1. Numerous pieces of gradients/weights lead to multiple fast-returning GPU kernels like copying and updating, which reduce GPU utilization.
2. Redundant memory footprints are caused by the FP32 copy of gradients/weights.

We alleviate them by symbolic tensor link and on-the-fly conversion kernel. As shown in the right part of Figure 7, during the initialization of the trainer, we copy all pieces of weights/gradients into one tensor called workspace orderly. Then we reset and link them as fragments of workspace. During each training step, we only need to execute the trainer kernel once to update the workspace, which prevents launching huge amount of chipped GPU kernels on every pieces of weights/gradients.

Our trainer kernel loads the FP16 weight/gradient from workspace to register and convert it on-the-fly to FP32. Then the weight on register will be updated as usual. Finally, the weight will be converted on-the-fly to FP16 and saved to workspace. Accessing memory with FP16 instead of FP32 reduces the data movement by half and avoids the FP32 copies of weights and gradients.

The cooperation between symbolic tensor link and on-the-fly conversion kernel leads to both memory savings and latency reduction without hurting accuracy. Experimental result on Transformer-big model shows that the proposed trainer reduces the memory usage by 2GB and the runtime by 54.9% compared to the Fairseq trainer with high kernel fusion from Apex.

3.3 Memory Management

Recent studies demonstrated that training with a large batch leads to fast convergence and higher accuracy. However, large batch training requires more GPUs, gradient accumulation, or memory offload due to the memory limit, which increases the time cost or demand for hardware resources.

We reduce the memory footprint by compacting memory with fewer allocations and releases at no extra cost. Like DeepSpeed, we divide the GPU memory into permanent memory with a fixed size, storing parameters and their gradients, and temporary memory with variable size to store intermediate states. To avoid the frequent allocation of temporary memory, we scan the training set and estimate the upper bound of the capacity. Thus temporary memory was allocated once with the maximal size before training starts, and it is reused for different batches and released after training finishes.

Figure 8 shows the temporary memory cost in the self-attention backward process. The left side describes the steps

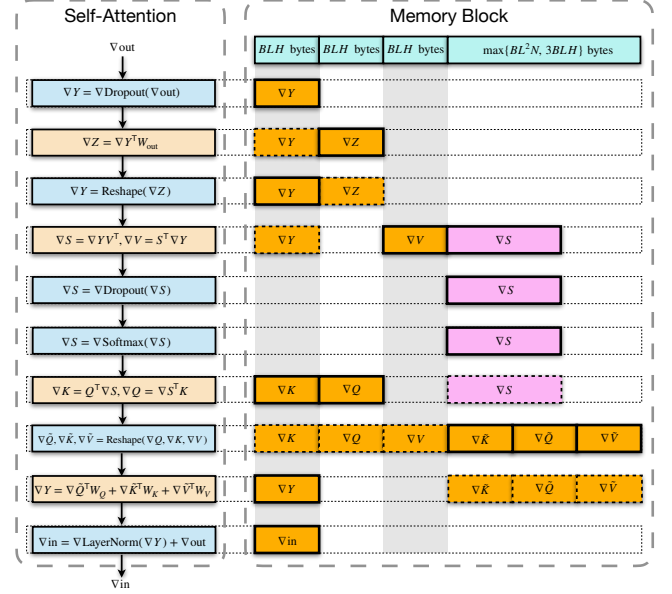


Figure 8. Memory manager reuses pre-allocated memory as much as possible: tensors in each column on the right side share the same pre-allocated memory block.

of backpropagation. Each row on the right side lists the memory occupancy of temporary tensors in one step. Tensors in the same column reuse the same memory block. The sizes of the orange and purple tensors are BLH and BL^2N , respectively. The tensors in the dashed memory blocks are not updated in that step, and those in the solid blocks are updated. We can see that only $3BLH$ (the first three blocks) + $\max\{3BLH, BL^2N\}$ (the last block) bytes of memory are required, where B, H, L, N denote the batch size, hidden dimension, max sequence length and the number of heads respectively. In contrast, if not use the shared memory block strategy, a total of $9BLH + BL^2N$ bytes of memory is required.

4 Experiments

We evaluate the performance of LightSeq with different Transformer sizes on both NVIDIA Tesla V100 and Ampere A100, based on both PyTorch and TensorFlow. See each subsection for specific experimental configurations.

4.1 Example Usage

We provide C++ and Python APIs for convenient usage. Figure 10 is a code snippet of creating PyTorch based encoder layer using LightSeq. Line 2-8 is used to provide the configuration information of the encoder layer. Then one can create the encoder layer using the above configuration in Line 9.

4.2 Main Results

We do experiments on three different tasks to evaluate the speed of LightSeq. The first is machine translation to show the ability in NLP tasks. The second is image classification

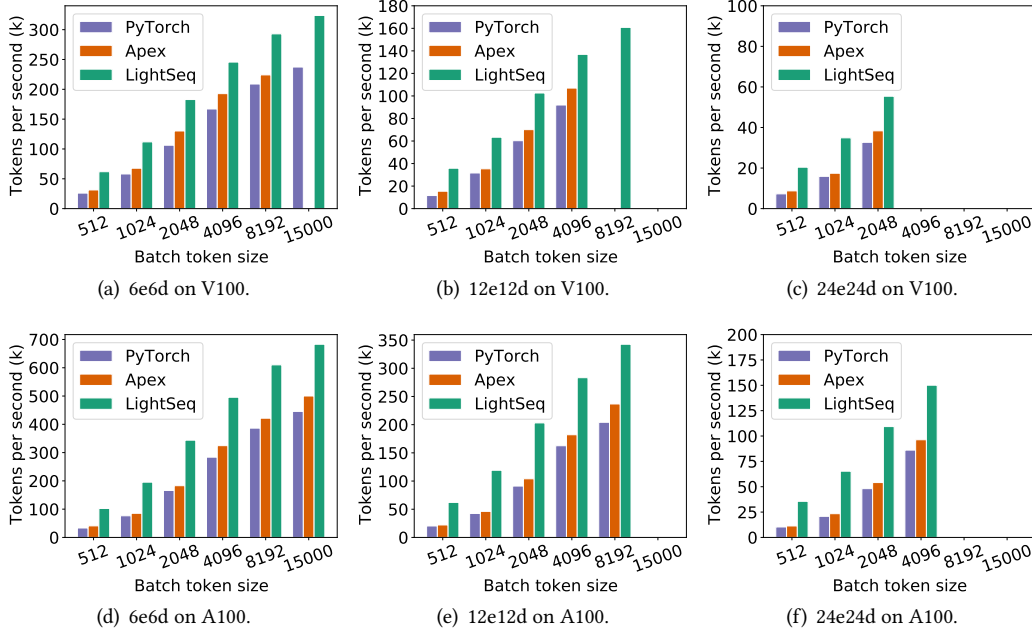


Figure 9. Training speed comparison on machine translation using different numbers of Transformer layers on both V100 and A100 GPUs. 6e6d denotes 6 encoder layers and 6 decoder layers.

```

1 from lightseq.training import
   TransformerEncoderLayer
2 config = TransformerEncoderLayer.get_config(
3     model="transformer-big",
4     max_batch_tokens=4096,
5     max_seq_len=256,
6     fp16=True,
7     local_rank=0,
8 )
9 enc_layer = TransformerEncoderLayer(config)

```

Figure 10. An example of using LightSeq.

to show the ability in CV tasks. The third is BERT fine-tune tasks to show the ability of encoders in NLP tasks.

4.2.1 Performance on Machine Translation. We compare our LightSeq with PyTorch implementation and Apex optimization on WMT14 English-German machine translation task using 8 V100 and A100 GPUs. Here we compare the speeds of three structures with different numbers of layers (e.g., 6e6d represents six encoder and decoder layers) of Transformer [26]. We use Fairseq[18] as the PyTorch baseline and enable the Apex optimization for further speedup.

The results are shown in Figure 9. On both V100 and A100, LightSeq is much faster than PyTorch and Apex. The speedup

ratio decreases as the batch token size increases. Thus LightSeq obtains a speedup of 1.4-2.8x in V100 and 1.5-3.5x in A100. Larger models can obtain larger speedup in our case because the deeper the number of layers, the higher the proportion of model calculation time, and the greater the space left for LightSeq optimization. However, as the number of layers increases, the GPU memory occupied by the model increases too. Therefore, thanks to the efficient memory management of LightSeq, it can still be trained under several large batch token sizes. Compared between V100 and A100, we can find that A100 can obtain a higher speedup ratio due to its brand new Ampere architecture. Finally, Apex can slightly improve the performance of PyTorch but still has a big gap with LightSeq.

Additionally, we compare the speedup on both PyTorch and TensorFlow using different numbers of V100 GPUs. We use Fairseq as the PyTorch baseline and NeurST³ as the TensorFlow baseline, enabling XLA⁴ optimization. We train the same machine translation task as above using standard Transformer-big models.

As is shown in Figure 11, speedup ratios on 8 GPUs are lower than 1 GPU, mainly due to the gradient synchronization between multiple GPUs. As the batch token size increases, the gap is gradually narrowing. The speedup of TensorFlow is slightly lower than PyTorch under different batch

³<https://github.com/bytedance/neurst>

⁴<https://www.tensorflow.org/xla>

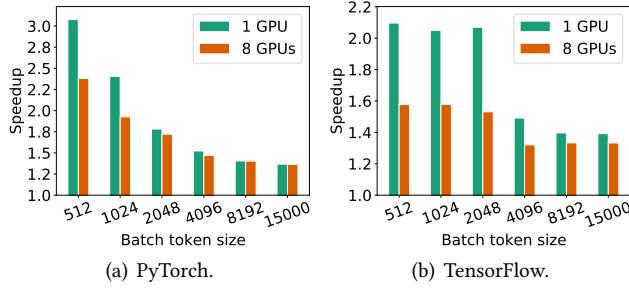


Figure 11. LightSeq speedup on different numbers of GPUs based on both PyTorch and TensorFlow.

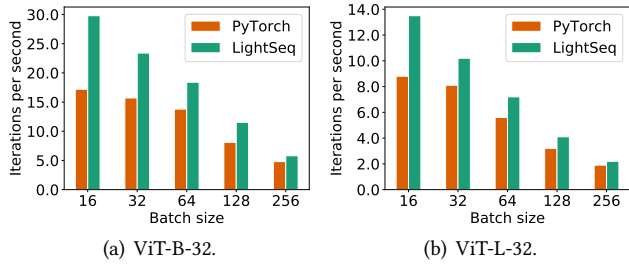


Figure 12. LightSeq speedup on image classification compared with PyTorch.

token sizes because we only integrate the encoder and decoder into NeurST.

4.2.2 Performance on Image Classification. We compare LightSeq with PyTorch implementation of Vision Transformer (ViT) [5] on image classification task using CIFAR-10 dataset and 8 V100 GPUs. We use two different model architectures with patch size 32. ViT-B-32 and ViT-L-32 represent the base and large ViT models with patch size 32, respectively. The resolutions of the images are all 224×224 . Thus the sequence lengths of the inputs of the ViT are all 50.

The results are shown in Figure 12. In all cases, LightSeq outperforms the PyTorch implementation. As the batch size increases, the speedup ratio decreases, corresponding to the NLP tasks trends. With a batch size of 16 using ViT-B-32, LightSeq obtains the highest speedup ratio of 1.7x.

4.2.3 Performance of Training BERT. We compare our LightSeq with DeepSpeed on Microsoft Research Paraphrase Corpus (MRPC) task of General Language Understanding Evaluation (GLUE) benchmark using Hugging Face Transformers BERT examples⁵, for that DeepSpeed only supports Transformer encoders.

The results are shown in Table 2. From this table, we can draw a few conclusions:

⁵<https://github.com/huggingface/transformers/tree/master/examples/pytorch/text-classification>

Models	nGPUs	Libraries	FP32	FP16
BERT-Base	1	PyTorch	124	224
		DeepSpeed	136	276
		LightSeq	148	380
	8	PyTorch	928	1582
		DeepSpeed	1019	1804
		LightSeq	1097	2601
BERT-Large	1	PyTorch	41	95
		DeepSpeed	44	114
		LightSeq	45	136
	8	PyTorch	322	680
		DeepSpeed	344	838
		LightSeq	354	1074

Table 2. Speed comparison on MRPC task using different BERT structures and different numbers of GPUs. Here we use samples per second to measure the speed.

- The speedup of BERT-Base is higher than BERT-Large, mainly due to the smaller proportion of matrix multiplication.
- LightSeq is much more helpful for FP16 training than FP32 training, for that FP16 training can make full use of the latest features of the V100 GPUs.
- LightSeq is much faster than DeepSpeed due to our better optimized CUDA kernels and memory-efficient trainer. In the typical (BERT-Base, 8 GPUs, FP16) case, LightSeq can obtain a speedup of 1.64x compared to original Hugging Face BERT.

We do not integrate the LightSeq embedding, criterion, and trainer in this experiment for a fair comparison. Otherwise, it will be faster on this basis.

4.3 Kernel Efficiency

We provide convenient secondary development tools to evaluate the running time and correctness of custom CUDA kernels and layers. We evaluate four different implementations of three common operations: element-wise kernel Dropout, batch reduction kernels Softmax and LayerNorm on one V100 GPU.

First, in Figure 13, we compare the speedup of LayerNorm. We can find that LightSeq keeps a speedup of about 4x despite the batch token size and hidden dimension. However, with the increase of batch token size or hidden dimension, the acceleration ratio of DeepSpeed will drop significantly. This is because we use a faster CUDA implementation, which can process more elements in parallel. If the number of elements is huge, the speed of DeepSpeed is not even as good as PyTorch. On the other hand, TensorFlow is not as fast as PyTorch in most cases, except when there are too many elements.

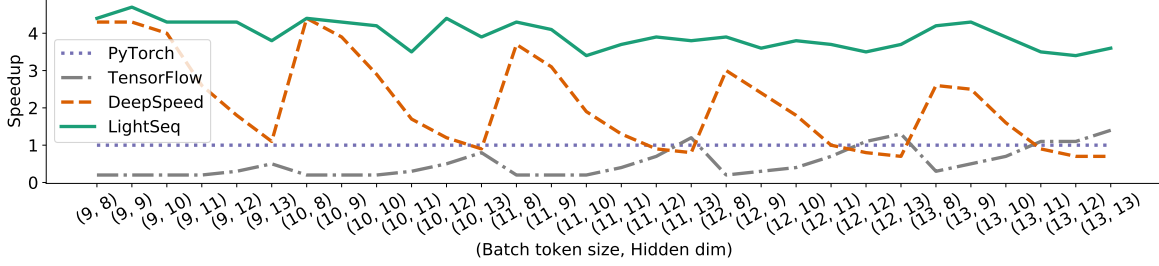


Figure 13. Comparison between different implementations of LayerNorm. The x-axis coordinate values are all logarithms to 2 (e.g., (12, 8) represents batch token size 4096 and hidden dimension 256).

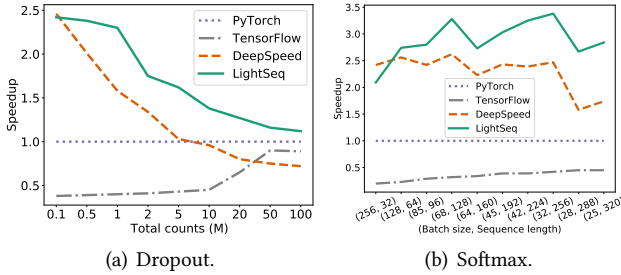


Figure 14. Comparisons between different implementations of Dropout and Softmax.

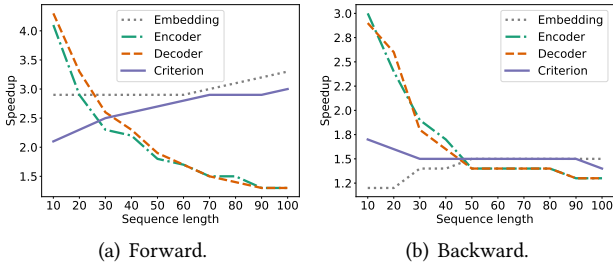


Figure 15. LightSeq speedup of different layers.

Then in Figure 14(a), we compare the speedup of Dropout. As the number of elements increases, both DeepSpeed and LightSeq become slower. When the number of elements is greater than 5 million, DeepSpeed becomes slower than PyTorch. The gap between TensorFlow and PyTorch becomes smaller, but LightSeq still has a speedup of 1.2x to 1.5x.

Finally, in Figure 14(b), we compare the speedup of Softmax. Unlike the other kernels, as the batch size and sequence length increase, the speedup of LightSeq becomes larger, mainly due to the specific optimization for different input shapes. The trends of DeepSpeed and TensorFlow are similar to the other kernels.

4.4 Layer Speed

We compare the layer speeds of LightSeq with PyTorch (Fairseq) implementations on one V100 GPU. We use batch

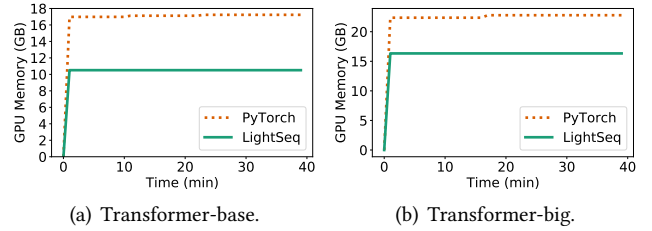


Figure 16. Comparison of GPU memory on machine translation task with one V100.

size 32 in all cases and use only one layer for encoder and decoder. The hidden dimensions are all 1024, which are the same as in Transformer-big models.

The results of forward and backward propagation are shown in Figure 15. We can draw several conclusions from it:

- LightSeq can obtain higher speedup in forward propagation than in backward. This may be because that the time of backpropagation contains the part of gradient copies.
- The speedup ratios of the encoder and decoder decrease rapidly as the sequence length becomes larger. However, The speedups of embedding and criterion are stable. This is mainly due to the relatively small overall calculation of embedding and criterion, so that the GPU can process more elements for long sequences in parallel.

In all cases, LightSeq layers are faster than PyTorch, especially when the sequence length is small. We provide Python wrappers of these layers for convenient usage, and the users can flexibly create and train them.

4.5 Memory Usage

We compare the GPU memory and utilization between LightSeq and PyTorch on WMT14 English-German machine translation task using the same V100 GPU. We use Fairseq as the code base of PyTorch, and both use a batch token size of 8192. All experiments ran for 40 minutes to fairly compare the GPU situation.

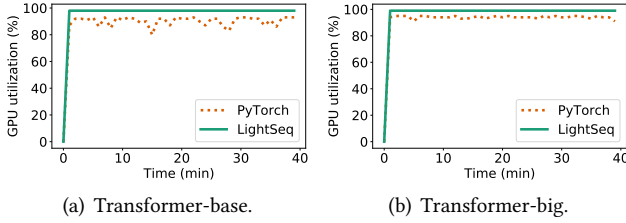


Figure 17. Comparison of GPU utilization on machine translation task with one V100.

Figure 16 illustrates the GPU memory occupation of both Transformer-base (6e6d, 512d, 8 heads) and Transformer-big (6e6d, 1024d, 16 heads) models. PyTorch consumes about 6 GB GPU memory more than LightSeq in both cases. For example, Transformer-base models based on PyTorch can not run on a GPU with only 16 GB memory. Another phenomenon that can be found is that the GPU memory of PyTorch will gradually increase as it runs. This is because PyTorch dynamically allocates and releases the GPU memory when the sequence lengths differ. Thus, PyTorch needs to apply for additional GPU memory if a long sequence is input into the model. In contrast, LightSeq allocates the maximum GPU memory in advance, so there will be no memory change during the training, and it also saves the time for the allocation and release.

Figure 17 illustrates the GPU utilization of both Transformer-base and Transformer-big models. In the whole training process, LightSeq keeps a utilization rate of about 99% in both cases. However, for PyTorch, the utilization of the Transformer-base model is very unstable. The lowest is only 80%, and most of the time, it fluctuates between 87% and 93%, mainly due to frequent memory allocation and release. The utilization of the Transformer-big model is much more stable, but the highest is only 95%.

If the batch token size is smaller, the gap between the two implementations will be more obvious. For example, when the batch token size is reduced to 4096, the memory utilization of the Transformer-base model based on PyTorch is only 73%, while the LightSeq is as high as 96%.

5 Related Work

Many approaches have been proposed to improve the training efficiency for deep models, which can be divided into two categories, algorithm-specific and algorithm-agnostic.

Algorithm-specific methods accelerate the training process by improving the model architectures [3, 6, 21, 27, 29, 33, 36], training strategies [8, 12, 16], optimization algorithms [32, 34], data precision [25, 28, 37], and others [11, 15]. Vyas et al. [27] uses clustered attention to group queries into clusters and compute attention just for the centroids, resulting in a linear complexity model. Gong et al. [8] proposes a stacking algorithm to transfer knowledge from a shallow model

to a deep model, then applies stacking progressively to accelerate BERT training. You et al. [34] proposes ADAHESSIAN, a second-order stochastic optimization algorithm that dynamically incorporates the curvature of the loss function via adaptively estimates of the Hessian matrix. These techniques can speed up the model training to a certain extent but may affect the model structure and effect, so the universality is not good.

Algorithm-agnostic optimization may solve this problem. Apex⁶ developed a set of commonly used GPU kernels using C++ and CUDA programming, including LayerNorm, Softmax and Adam optimizer. It supports automatic mixed precision computation and distributed training. Unlike previous works that change the training behavior, the engineering level optimization strictly follows the training algorithm and has no impact on anything other than speed. LightSeq further enhances the performance of trainer with memory-efficient mixed precision computation without sacrificing the accuracy.

DeepSpeed [24] integrates these small kernels into Transformer encoders, which boosts the training throughput on a single GPU and scales well on multiple GPUs. However, DeepSpeed has several limitations which hinder its usage in NLP, CV, and ASR tasks, especially in sequence generation tasks. First, DeepSpeed only optimizes Transformer encoder, thus is not suitable for tasks requiring decoding modules (e.g., machine translation). Second, DeepSpeed does not optimize the other module like embedding and criterion, which prevents it achieving higher performance. Third, DeepSpeed requires that the input length be an integer multiple of 16 due to the implementations of some kernels, which introduces unnecessary padding and computation. In contrast, LightSeq supports the arbitrary shape of inputs. Fourth, DeepSpeed does not support TensorFlow, which is also widely used in practice.

LightSeq (version 1.2) [30], TurboTransformers (version 0.5) [7], and FasterTransformer (version 4.0)⁷ are three recent systems targeting the serving of Transformers. All systems exploit manually written CUDA kernels for accelerated forward computation of layers in a Transformer. They also improve the serving throughput by enhanced batch decoding strategies on GPUs. However, neither supports Transformer training since there are additional backward computation which is more complex than the forward pass.

TVM [2] is a compiler that exposes graph-level and operator-level optimizations to provide performance portability to deep learning models. However, limited by the fixed sequence length, it is difficult to be applied to Transformer-based models.

⁶<https://github.com/NVIDIA/apex>

⁷<https://github.com/NVIDIA/FasterTransformer>

6 Conclusion

In this paper, we describe a series of engineering-based GPU optimization techniques for fast Transformer training. Compared with existing approaches, our system strictly follows the standard training algorithm, therefore guarantees the quality and reproducibility of existing models. We systematically compare our work with existing state-of-the-art systems with various settings and analyze each component's performance, demonstrating the solidness and scalability of the contribution. Compared to PyTorch and TensorFlow implementations, LightSeq can obtain a speedup of up to 3x under different configurations.

In the future, we will unify the training and inference libraries to simplify the process from model training to deployment. Besides, we will apply padding removing⁸, a more efficient memory management strategy, and other acceleration techniques to achieve faster speedup.

References

- [1] Tom B. Brown, Benjamin Mann, Nick Ryder, Melanie Subbiah, Jared Kaplan, Prafulla Dhariwal, Arvind Neelakantan, Pranav Shyam, Girish Sastry, Amanda Askell, Sandhini Agarwal, Ariel Herbert-Voss, Gretchen Krueger, Tom Henighan, Rewon Child, Aditya Ramesh, Daniel M. Ziegler, Jeffrey Wu, Clemens Winter, Christopher Hesse, Mark Chen, Eric Sigler, Mateusz Litwin, Scott Gray, Benjamin Chess, Jack Clark, Christopher Berner, Sam McCandlish, Alec Radford, Ilya Sutskever, and Dario Amodei. 2020. Language Models are Few-Shot Learners. In *Proc. of NeurIPS*, Hugo Larochelle, Marc'Aurelio Ranzato, Raia Hadsell, Maria-Florina Balcan, and Hsuan-Tien Lin (Eds.).
- [2] Tianqi Chen, Thierry Moreau, Ziheng Jiang, Lianmin Zheng, Eddie Q. Yan, Haichen Shen, Meghan Cowan, Leyuan Wang, Yuwei Hu, Luis Ceze, Carlos Guestrin, and Arvind Krishnamurthy. 2018. TVM: An Automated End-to-End Optimizing Compiler for Deep Learning. In *Proc. of OSDI*, Andrea C. Arpaci-Dusseau and Geoff Voelker (Eds.). 578–594.
- [3] Krzysztof Choromanski, Valerii Likhoshesterov, David Dohan, Xingyou Song, Andreea Gane, Tamás Szilárd, Peter Hawkins, J. Davis, Afroz Mohiuddin, Lukasz Kaiser, David Belanger, Lucy J. Colwell, and Adrian Weller. 2021. Rethinking Attention with Performers. In *Proc. of ICLR*.
- [4] Jacob Devlin, Ming-Wei Chang, Kenton Lee, and Kristina Toutanova. 2019. BERT: Pre-training of Deep Bidirectional Transformers for Language Understanding. In *Proc. of NAACL-HLT*. 4171–4186.
- [5] Alexey Dosovitskiy, Lucas Beyer, Alexander Kolesnikov, Dirk Weissenborn, Xiaohua Zhai, Thomas Unterthiner, Mostafa Dehghani, Matthias Minderer, Georg Heigold, Sylvain Gelly, Jakob Uszkoreit, and Neil Houlsby. 2021. An Image is Worth 16x16 Words: Transformers for Image Recognition at Scale. In *Proc. of ICLR*.
- [6] Angela Fan, Edouard Grave, and Armand Joulin. 2020. Reducing Transformer Depth on Demand with Structured Dropout. In *Proc. of ICLR*.
- [7] Jiarui Fang, Yang Yu, Chengduo Zhao, and Jie Zhou. 2021. TurboTransformers: an efficient GPU serving system for transformer models. In *Proc. of PPoPP*, Jaejin Lee and Erez Petrank (Eds.). 389–402.
- [8] Linyuan Gong, Di He, Zhuohan Li, Tao Qin, Liwei Wang, and Tie-Yan Liu. 2019. Efficient Training of BERT by Progressively Stacking. In *Proc. of ICML (Proceedings of Machine Learning Research, Vol. 97)*, Kamalika Chaudhuri and Ruslan Salakhutdinov (Eds.). 2337–2346.
- [9] Anmol Gulati, James Qin, Chung-Cheng Chiu, Niki Parmar, Yu Zhang, Jiahui Yu, Wei Han, Shibo Wang, Zhengdong Zhang, Yonghui Wu, et al. 2020. Conformer: Convolution-augmented transformer for speech recognition. *arXiv preprint arXiv:2005.08100* (2020).
- [10] Benoit Jacob, Skirmantas Kligys, Bo Chen, Menglong Zhu, Matthew Tang, Andrew G. Howard, Hartwig Adam, and Dmitry Kalenichenko. 2018. Quantization and Training of Neural Networks for Efficient Integer-Arithmetic-Only Inference. In *Proc. of CVPR*. 2704–2713.
- [11] Bei Li, Ziyang Wang, Hui Liu, Quan Du, Tong Xiao, Chunliang Zhang, and Jingbo Zhu. 2021. Learning Light-Weight Translation Models from Deep Transformer. In *Proc. of AAAI*. 13217–13225.
- [12] Bei Li, Ziyang Wang, Hui Liu, Yufan Jiang, Quan Du, Tong Xiao, Huizhen Wang, and Jingbo Zhu. 2020. Shallow-to-Deep Training for Neural Machine Translation. In *Proc. of EMNLP*. 995–1005.
- [13] Mu Li, David G Andersen, Jun Woo Park, Alexander J Smola, Amr Ahmed, Vanja Josifovski, James Long, Eugene J Shekita, and Bor-Yiing Su. 2014. Scaling distributed machine learning with the parameter server. In *11th {USENIX} Symposium on Operating Systems Design and Implementation ({OSDI} 14)*. 583–598.
- [14] Shen Li, Yanli Zhao, Rohan Varma, Omkar Salpekar, Pieter Noordhuis, Teng Li, Adam Paszke, Jeff Smith, Brian Vaughan, Pritam Damania, and Soumith Chintala. 2020. PyTorch Distributed: Experiences on Accelerating Data Parallel Training. *Proc. VLDB Endow.* 13, 12 (2020), 3005–3018.
- [15] Zhuohan Li, Eric Wallace, Sheng Shen, Kevin Lin, Kurt Keutzer, Dan Klein, and Joey Gonzalez. 2020. Train Big, Then Compress: Rethinking Model Size for Efficient Training and Inference of Transformers. In *Proc. of ICML (Proceedings of Machine Learning Research, Vol. 119)*. 5958–5968.
- [16] Liyuan Liu, Haoming Jiang, Pengcheng He, Weizhu Chen, Xiaodong Liu, Jianfeng Gao, and Jiawei Han. 2020. On the Variance of the Adaptive Learning Rate and Beyond. In *Proc. of ICLR*.
- [17] Paulius Micikevicius, Sharan Narang, Jonah Alben, Gregory F. Diamos, Erich Elsen, David Garcia, Boris Ginsburg, Michael Houston, Oleksii Kuchaiev, Ganesh Venkatesh, and Hao Wu. 2018. Mixed Precision Training. In *Proc. of ICLR*.
- [18] Myle Ott, Sergey Edunov, Alexei Baevski, Angela Fan, Sam Gross, Nathan Ng, David Grangier, and Michael Auli. 2019. fairseq: A Fast, Extensible Toolkit for Sequence Modeling. In *Proc. of NAACL-Demonstrations*. 48–53.
- [19] Xiao Pan, Liwei Wu, Mingxuan Wang, and Lei Li. 2021. Contrastive Learning for Many-to-many Multilingual Neural Machine Translation. In *Proc. of ACL*.
- [20] Pitch Patarasuk and Xin Yuan. 2009. Bandwidth optimal all-reduce algorithms for clusters of workstations. *J. Parallel and Distrib. Comput.* 69, 2 (2009), 117–124.
- [21] Hao Peng, Nikolaos Pappas, Dani Yogatama, Roy Schwartz, Noah Smith, and Lingpeng Kong. 2021. Random Feature Attention. In *Proc. of ICLR*.
- [22] Alec Radford, Jeffrey Wu, Rewon Child, David Luan, Dario Amodei, and Ilya Sutskever. 2018. Language Models are Unsupervised Multitask Learners. (2018).
- [23] Samyam Rajbhandari, Jeff Rasley, Olatunji Ruwase, and Yuxiong He. 2020. ZeRO: memory optimizations toward training trillion parameter models. In *Proc. of SC*, Christine Coicchi, Irene Qualters, and William T. Kramer (Eds.). 20.
- [24] Jeff Rasley, Samyam Rajbhandari, Olatunji Ruwase, and Yuxiong He. 2020. DeepSpeed: System Optimizations Enable Training Deep Learning Models with Over 100 Billion Parameters. In *Proc. of KDD*, Rajesh Gupta, Yan Liu, Jiliang Tang, and B. Aditya Prakash (Eds.). 3505–3506.
- [25] Xiao Sun, Jungwook Choi, Chia-Yu Chen, Naigang Wang, Swagath Venkataramani, Vijayalakshmi Srinivasan, Xiaodong Cui, Wei Zhang, and Kailash Gopalakrishnan. 2019. Hybrid 8-bit Floating Point (HFP8) Training and Inference for Deep Neural Networks. In *Proc. of NeurIPS*.

⁸<https://github.com/bytedance/effective-transformer>

- Hanna M. Wallach, Hugo Larochelle, Alina Beygelzimer, Florence d'Alché-Buc, Emily B. Fox, and Roman Garnett (Eds.). 4901–4910.
- [26] Ashish Vaswani, Noam Shazeer, Niki Parmar, Jakob Uszkoreit, Llion Jones, Aidan N. Gomez, Lukasz Kaiser, and Illia Polosukhin. 2017. Attention is All you Need. In *Proc. of NeurIPS*, Isabelle Guyon, Ulrike von Luxburg, Samy Bengio, Hanna M. Wallach, Rob Fergus, S. V. N. Vishwanathan, and Roman Garnett (Eds.). 5998–6008.
 - [27] Apoorv Vyas, Angelos Katharopoulos, and François Fleuret. 2020. Fast Transformers with Clustered Attention. In *Proc. of NeurIPS*, Hugo Larochelle, Marc'Aurelio Ranzato, Raia Hadsell, Maria-Florina Balcan, and Hsuan-Tien Lin (Eds.).
 - [28] Naigang Wang, Jungwook Choi, Daniel Brand, Chia-Yu Chen, and Kailash Gopalakrishnan. 2018. Training Deep Neural Networks with 8-bit Floating Point Numbers. In *Proc. of NeurIPS*, Samy Bengio, Hanna M. Wallach, Hugo Larochelle, Kristen Grauman, Nicolò Cesa-Bianchi, and Roman Garnett (Eds.). 7686–7695.
 - [29] Sinong Wang, Belinda Z. Li, Madian Khabsa, Han Fang, and Hao Ma. 2020. Linformer: Self-Attention with Linear Complexity. *CoRR* abs/2006.04768 (2020). arXiv:[2006.04768](#)
 - [30] Xiaohui Wang, Ying Xiong, Yang Wei, Mingxuan Wang, and Lei Li. 2021. LightSeq: A High Performance Inference Library for Transformers. In *Proc. of NAACL-HLT: Industry Papers*. 113–120.
 - [31] Zhilin Yang, Zihang Dai, Yiming Yang, Jaime G. Carbonell, Ruslan Salakhutdinov, and Quoc V. Le. 2019. XLNet: Generalized Autoregressive Pretraining for Language Understanding. In *Proc. of NeurIPS*, Hanna M. Wallach, Hugo Larochelle, Alina Beygelzimer, Florence d'Alché-Buc, Emily B. Fox, and Roman Garnett (Eds.). 5754–5764.
 - [32] Zhewei Yao, Amir Gholami, Sheng Shen, Kurt Keutzer, and Michael W. Mahoney. 2020. ADAHESSIAN: An Adaptive Second Order Optimizer for Machine Learning. *CoRR* abs/2006.00719 (2020). arXiv:[2006.00719](#)
 - [33] Chengxuan Ying, Guolin Ke, Di He, and Tie-Yan Liu. 2021. LazyFormer: Self Attention with Lazy Update. *CoRR* abs/2102.12702 (2021). arXiv:[2102.12702](#)
 - [34] Yang You, Jing Li, Jonathan Hseu, Xiaodan Song, James Demmel, and Cho-Jui Hsieh. 2019. Reducing BERT Pre-Training Time from 3 Days to 76 Minutes. *CoRR* abs/1904.00962 (2019). arXiv:[1904.00962](#)
 - [35] Xiaohua Zhai, Alexander Kolesnikov, Neil Houlsby, and Lucas Beyer. 2021. Scaling Vision Transformers. *CoRR* abs/2106.04560 (2021). arXiv:[2106.04560](#)
 - [36] Minjia Zhang and Yuxiong He. 2020. Accelerating Training of Transformer-Based Language Models with Progressive Layer Dropping. In *Proc. of NeurIPS*, Hugo Larochelle, Marc'Aurelio Ranzato, Raia Hadsell, Maria-Florina Balcan, and Hsuan-Tien Lin (Eds.).
 - [37] Xishan Zhang, Shaoli Liu, Rui Zhang, Chang Liu, Di Huang, Shiyi Zhou, Jiaming Guo, Qi Guo, Zidong Du, Tian Zhi, and Yunji Chen. 2020. Fixed-Point Back-Propagation Training. In *Proc. of CVPR*. 2327–2335.