

# Pre-trained Language Models in Biomedical Domain: A Survey from Multiscale Perspective

BENYOU WANG, Department of Information Engineering, University of Padua, Italy

QIANQIAN XIE\*, Department of Computer Science, University of Manchester, United Kingdom

JIAHUAN PEI, University of Amsterdam, Netherlands

PRAYAG TIWARI, Department of Computer Science, Aalto University, Finland

ZHAO LI, The University of Texas Health Science Center at Houston, USA

JIE FU, Mila, University of Montreal, Canada

Pre-trained language models have been the de facto paradigm for most natural language processing (NLP) tasks. In the biomedical domain, which also benefits from NLP techniques, various pre-trained language models were proposed by leveraging domain datasets including biomedical literature, biomedical social media, electronic health records, and other biological sequences. Large amounts of efforts have been explored on applying these biomedical pre-trained language models to downstream biomedical tasks, from informatics, medicine, and computer science (CS) communities. However, it seems that the vast majority of existing works are isolated from each other probably because of the cross-discipline characteristics. It is expected to propose a survey that not only systematically reviews recent advances of biomedical pre-trained language models and their applications but also standardizes terminology, taxonomy, and benchmarks. Therefore, this paper summarizes the recent progress of pre-trained language models used in the biomedical domain. Particularly, an overview and taxonomy of existing biomedical pre-trained language models as well as their applications in biomedical downstream tasks are exhaustively discussed. At last, we illustrate various limitations and future trends, which we hope can provide inspiration for the future research.

CCS Concepts: • **Computing methodologies** → **Natural language processing**; **Natural language generation**; **Neural networks**; **Bio-inspired approaches**.

Additional Key Words and Phrases: Biomedical domain, pre-trained language models, natural language processing

## ACM Reference Format:

Benyou Wang, Qianqian Xie, Jiahuan Pei, Prayag Tiwari, Zhao Li, and Jie Fu. 2021. Pre-trained Language Models in Biomedical Domain: A Survey from Multiscale Perspective. 1, 1 (October 2021), 46 pages. <https://doi.org/10.1145/nnnnnnn.nnnnnnn>

---

\*Qianqian Xie is the corresponding author: qianqian.xie@manchester.ac.uk.

---

Authors' addresses: Benyou Wang, wang@unipd.dei.it, Department of Information Engineering, University of Padua, Italy; Qianqian Xie, qianqian.xie@manchester.ac.uk, Department of Computer Science, University of Manchester, United Kingdom; Jiahuan Pei, j.pei@uva.nl, University of Amsterdam, Netherlands; Prayag Tiwari, prayag.tiwari@aalto.fi, Department of Computer Science, Aalto University, Finland; Zhao Li, lizhao.informatics@gmail.com, The University of Texas Health Science Center at Houston, USA; Jie Fu, fujie@mila.quebec, Mila, University of Montreal, Canada.

---

Permission to make digital or hard copies of all or part of this work for personal or classroom use is granted without fee provided that copies are not made or distributed for profit or commercial advantage and that copies bear this notice and the full citation on the first page. Copyrights for components of this work owned by others than ACM must be honored. Abstracting with credit is permitted. To copy otherwise, or republish, to post on servers or to redistribute to lists, requires prior specific permission and/or a fee. Request permissions from permissions@acm.org.

© 2021 Association for Computing Machinery.

Manuscript submitted to ACM

## CONTENTS

Abstract	1
Contents	2
1 Introduction	3
2 Background: Pre-trained Language Models	6
2.1 Pre-trained Language Models	7
2.2 Backbone Network in Language Models	8
2.3 The Pre-training and Fine-tuning Paradigm in PLMs	9
3 PLMs in Biomedical Domain: Why and How?	10
3.1 Motivations	10
3.2 How to tailor PLMs to the Biomedical Domain	11
3.3 Taxonomy of Usage	11
4 Pre-training Language Models in Biomedical Domain	12
4.1 Unstructured Data for Pre-trained Language Models	13
4.2 Biomedical Pre-trained Language Models	15
4.3 Beyond Text: Language Models for Proteins/DNA	17
5 Fine-tuning PLM for Biomedical Downstream Tasks	19
5.1 Information Extraction	20
5.2 Text Classification	23
5.3 Sentence Similarity	25
5.4 Question Answering	25
5.5 Dialogue Systems	26
5.6 Text Summarizing	28
5.7 Natural Language Inference	29
5.8 Biomedical applications for Proteins/DNAs	30
5.9 Related Venues for biomedical pre-trained Language Models	30
6 Discussions	32
6.1 Limitations and Concerns	32
6.2 Future trends	33
7 Conclusion	35
References	35

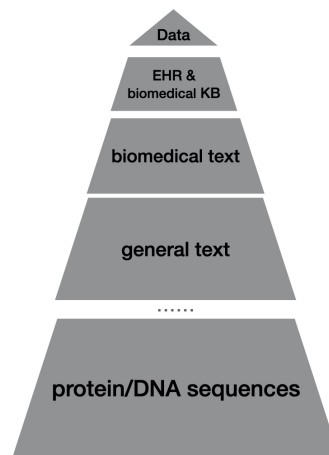


Fig. 1. Existing data that involves biomedical information. The level is based on to which extent humans abstract biomedical knowledge from data.

## 1 INTRODUCTION

As the principal method of communication, humans usually record information and knowledge in a format of *token* sequences, resulting in languages such as natural language, constructed language, and programming language. For biomedical information and knowledge, tokens in sequences could be of various types, including words, disease codes, amino acids, and DNA. Tremendous biomedical information and knowledge in nature and human history are implicitly encapsulated in these natural token sequences in nature (*a.k.a.*, data).

Based on the *abstraction degree of biomedical knowledge*, we list some of these data as a pyramid in Fig. 1. The data in the top-level means it is high-level information that explicitly conveys the biomedical knowledge, which is usually small-scaled – see biomedical knowledge bases and EHR data (maybe in multi-modality). At the low level, data, such as protein and DNA sequences, may not directly convey the biomedical knowledge, *e.g.*, one can hardly know how a short sequence really means for humans, which needs more effort for abstraction. Fortunately, data at low-level are usually tremendous. In the current stage, existing work paid more attention to data in the top and medium-level, which are relatively small but easily understood by humans. We argue that biomedical knowledge in various scales should be paid attention to. To capture and mine the biomedical information and knowledge from various data scales, there is recently growing attention in the biomedical NLP community to adopt pre-trained language models (PLMs); since PLMs could leverage these plain token sequences without human annotations (sometimes called ‘self-supervision’).

The biomedical NLP is a cross-discipline research direction from various communities such as bioinformatics, medicine, and computer science (especially a major frontier of artificial intelligence, *i.e.*, natural language processing *a.k.a.* NLP). The computational biology community [109] and biomedical informatics community [38] have made a substantial effort to make use of NLP tools for information mining and extraction of widespread-adopted electronic health records, medical scientific publications, medical WIKI pages, etc. For many decades, NLP has been investigating various biomedical tasks [37, 39] such as classification, information extraction, question answering, and drug discovery. Meanwhile, the approaches in the NLP community are changing rapidly, as one can witness exponentially-increasing

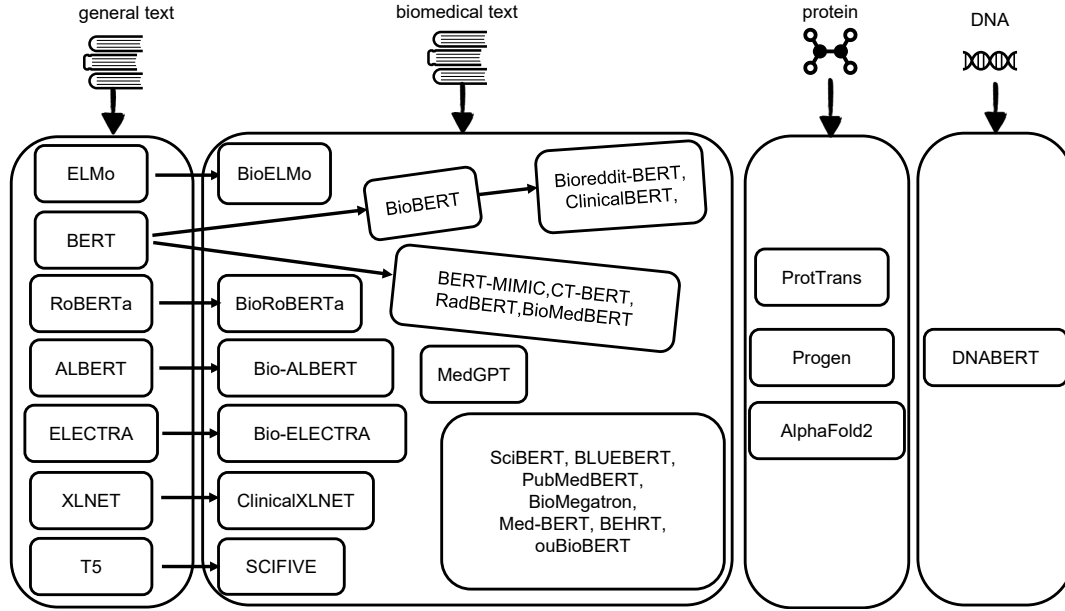


Fig. 2. Overview of selected released Biomedical pre-trained language models. One can see a more detailed list in Sec. 4. Note that there is a BERT-like language model embedded in the overall architecture of AlphaFold2.

submitted papers in top conferences like ACL, EMNLP, and NAACL. Tailoring these NLP approaches that have been evidenced effectively in the NLP community to a specific biomedical domain is beneficial.

Unfortunately, there is usually a delay for newly proposed NLP approaches being applied to the biomedical domain. Especially, since the adoption of various pre-trained language models (e.g., ELMo [181], GPT [190], BERT [45], XLNET [87], RoBERTa [143], T5 [191] and ELECTRA [35]) [188] have nearly shifted the paradigm in NLP, their biomedical variants trained using biomedical data comes sooner or later. With this hot trend of the biomedical pre-trained language model, this survey aims to bridge the gap between pre-trained language models and their applications in the biomedical domain.

**Motivations of pre-trained language models in biomedical domain.** The current NLP paradigm is gradually shifting to a two-stage (pre-training and fine-tuning) paradigm, thanks to recently proposed pre-trained language models. Comparing to the previous paradigm with purely supervised learning that relies on feature engineering or neural network architecture engineering [139], the current two-stage paradigm is more friendly to the scenario when supervised data is limited while large-scaled unsupervised data is tremendous. Fortunately, the biomedical domain is a typical case of such a scenario.

The motivations to use pre-trained language models in the biomedical domain are pretty straightforward. First, annotated data in the biomedical domain is usually not large-scaled. Therefore, a well-trained pre-trained language model is more crucial to provide a richer feature extractor, which may slightly reduce the dependence on annotated data. Second, the biomedical domain is more knowledge-intensive than the general domain. At the same time, pre-trained language models could serve as an easily-used soft knowledge base [182] that captures implicit knowledge from large-scale plain documents without human annotations. More recently, GPT3 has been shown to have the potential

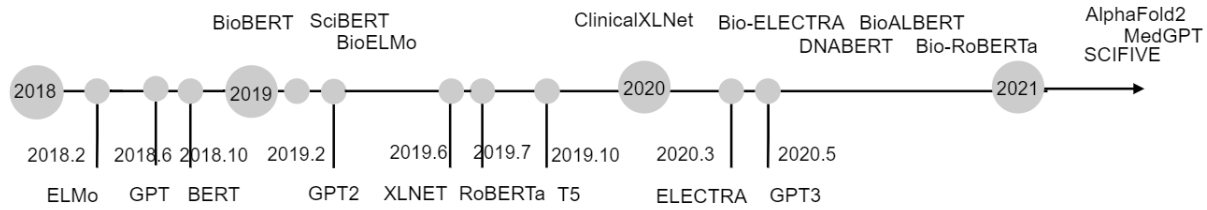


Fig. 3. Parallel development of general and biomedical pre-trained language models. The time is determined by the released date of the paper, for example, in arXiv. General pre-trained language models are shown below in the timeline, and biomedical pre-trained language models are shown above the timeline (refer to Tab. 4 for detailed date).

to ‘remember’ many complicated common knowledge [27]. Lastly, large-scaled biomedical corpora and biomedical sequences (including proteins and DNAs), which are previously thought as difficult to model, can be effectively modeled by the backbone network structure in language models (such as transformers stacked in deep layers), to capture efficient information via model pre-training in the large scale data.

As shown in Fig. 3, in recent three years, we witness a rapid development of pre-trained language models (e.g., ELMo [181], GPT [190], BERT [45], XLNet [87], RoBERTa [143], T5 [191] and ELECTRA [35]) in the general NLP domain. Followed by these progress, there are efforts to tailor these pre-trained language models to their corresponding biomedical variants, via in-domain data. For example, BERT, the most typical pre-trained language, has many variants in the biomedical domain, e.g., Med-BERT [197], BioBERT [120], publicly available Clinical BERT Embeddings [10], SciBERT [16], ClinicalBERT [86], and COVID-twitter-BERT [163] et al. We draw an overview for these models in Fig. 2. It shows that the extensions of general domain pre-trained language models to the biomedical domain attract great attention from researchers in both NLP and bioinformatics communities. Interestingly, we can observe that once the general NLP community develops a new variant of PLM, it usually leads to a biomedical counterpart after some months. This parallel development between general PLMs and biomedical PLMs shows a strong demand and even necessity to summarize the existing works, which could help beginners to start their contributions on this field easily.

**Difference with existing surveys.** There are a few reviews to summarize the NLP applications in the biomedical/clinical/bioinformatics domain, such as an early one [221] and recent ones [179, 263, 286]. They cover many general methods and applications of biomedical/clinical NLP. Specifically, [221] mainly discuss either based on statistics-based NLP pipeline (including lexicon, co-occurrence patterns, syntactic/semantic parsing), or word embeddings based neural network approaches (it was mentioned that 60.8% of them are based on recurrent neural networks) [263] for NLP applications (e.g., information extraction, text classification, named entity recognition, and relation extraction et al). Especially, two reviews [98, 103] discuss the word embeddings used in biomedical NLP.

All the above reviews made thorough summarization of existing work before the pre-trained language model era of NLP. The NLP techniques in these reviews are mainly about feature engineering, or architecture engineering [139]. However, the NLP recently has been shifted to a pre-training-finetuning paradigm with large-scale pre-trained language models (see existing surveys [22, 76, 139, 140, 188] for pre-trained language model in the general domain). [22] called these pre-trained models as ‘foundation models’ to underscore their critically central. We believe the biomedical NLP applications have been benefited and will continually benefit from the development of pre-trained language models. More recently, [97]<sup>1</sup> reviews biomedical textual pre-training, especially using BERT. The difference between [97] and

<sup>1</sup>The paper is publicly-available on the arXiv without peer review

this review is many folds. First, biomedical pre-trained language models in this review are not limited to texts like [97], but also protein, DNA, and even we envision biomedical multi-modal pre-trained language models based on the multi-modal data (e.g., in electronic health records) – in general, any data that involves biomedical information could be used in biomedical PLMs. Secondly, in contrast to [97] which only discusses Transformer-based pre-trained language models, this review also discusses RNN based language models (like ELMO [92], which is typically considered as the first pre-trained language model in NLP). Lastly, we also summarize decoder involved pre-trained language models (like GPT [113] and T5 [183]) that could enable generation tasks, while [97] mainly discusses encoder-based PLMs (BERT or BERT variants). Therefore, we believe there is a requirement for a survey paper that can review the recent progress of pre-trained language models in the biomedical domain from a multi-scale perspective.

**How do we collect the papers?** In this survey, we collected over a hundred related papers. We used Google Scholar as the main search engine, and also adopted MedPub, Web of Science, as an important tool to discover related papers. In addition, we screened most of the related conferences such as ACL, EMNLP, NAACL, etc. The major keywords we used including medical pre-trained language model, clinical pre-trained language model, biological language model, etc. Plus, we take Med-BERT [197], BioBERT [120], SciBERT [16], ClinicalBert [86], COVID-twitter-BERT [163] as the seed papers to check papers that cited them.

**Contribution.** The contributions of the paper can be summarized as follows:

- We give a comprehensive review to summarize existing biomedical PLMs models, including training data source, model variants, shared competitions, downstream tasks, etc.
- We enumerate related resources of existing PLMs and their detailed configuration, which would facilitate beginners to use them.
- We propose a taxonomy of biomedical PTMs, which categorizes existing PTMs from various perspectives. This could help to standardize the technical methods for biomedical PLMs.
- We discuss the limitation and future trends. This will be beneficial for beginners from both the computer science and bioinformatics fields.

**Organization.** The paper is organized as below: Sec.2 introduces the general pre-trained language models, and Sec.3 introduces the basic methodology to apply pre-trained language models in the biomedical domain and proposes a taxonomy. Sec.4 discusses the training process of language models in the pre-training phase, and their applications in the fine-tuning phase is illustrated in Sec.5. More discussions about limitations and future directions is in Sec. 6. We conclude in Sec.7.

## 2 BACKGROUND: Pre-trained Language Models

Pre-trained language models (PLMs) have been widely used in computer visions, natural language processing, etc., to effectively capture the linguistic information and knowledge inherited in natural languages. In this paper, we mainly discuss pre-trained language in NLP tokens<sup>2</sup>. One can read the review paper of PLMs in [188] for more details.

Previously, there were many typical methods to build token representation (e.g., word vectors) from plain corpora. For example, [155, 178] build a one-to-one mapping between words and their vectors, which is called ‘static word embedding’ since it is static and not related to word context. However, it is well known that words often express different meanings in different contexts. Inspired by [181], many pre-trained language models adopt ‘contextualized

<sup>2</sup>Tokens usually refers to words or subwords in NLP, and also protein in the biomedical domain.

word embedding’ to model words in a specific context. For ‘contextualized word embedding’, the vector for a word depends on its specific usage in a context. For example, the meanings of ‘bank’ in ‘river bank’ and in ‘money bank’ are supposed to have some difference. The ‘contextualized word embedding’ largely improves the quality of word representation in various tasks [45].

In this section, we will introduce three basic ingredients of biomedical pre-training models: the training objective with self-supervised tasks in Sec. 2.1 and basic neural network models in Sec. 2.2, and training paradigm in Sec. 2.3

## 2.1 Pre-trained Language Models

Language models could be considered as an instance of self-supervision. Compared to data-hungry supervised learning, which usually needs annotations from humans, language models could make use of massive amounts and cheap plain corpora from the internet, books, etc. In language models, the next word is a natural label for a context sentence as a next word prediction task, or one can artificially mask a known word and then predict it. The paradigm that uses the unstructured data itself to generate labels (for example, the next word or the masked word in language models) and train supervised models (language models) to predict labels thereof is called ‘self-supervision learning’. Language models are therefore also referred as “auxiliary task” or “pre-training task”, in which the learned representations in language models can be used as an initial model for various downstream supervised tasks.

Before self-supervision was invented, neural language models [17, 155] had been proposed for decades, and their variants [155] later became the backbones of modern NLP to provide pre-trained word features. The overview of neural language models is shown in Table 1. [155, 178] (including Skip-Gram, CBow and Glove) typically use linear architecture to conduct calculation between word vectors, resulting in efficient training. Recently, BERT [45], and GPT [190] proposed to use multiple layers of transformers as the basic architecture, but that led to much more parameters. Thus, subwords (limited set of common sub-word units, also called ‘wordpieces’ [264]<sup>3</sup>) are used to reduce the size of word vocabulary and therefore save parameters. It is noticed that this is also beneficial to handle rare words. The

Table 1. Typical ways for word vectors and language models.  $X = \{a, b, c, d, e\}$  is an example text sequence. ELMO, BERT, and GPT usually work on much longer sequences than neural language models (NLMs), Skip-gram and CBOW.

Model	Type	Architecture	Task	Loss function
NLM [17]	static	1-layer MLP	$(a, b) \rightarrow c$ predicting the next word	$-\sum_{i=1}^T \log p(x_i   \{x_1, \dots, x_{i-1}\})$
Skip-Gram [155]	static	1-layer MLP	$b \rightarrow c, \quad b \rightarrow a$ predicting neighboring words	$-\sum_{i=1}^T \log p(\{x_{i-o}, \dots, x_{i-1}, x_{i+1}, \dots, x_{i+o}\}   x_i), (o \text{ is the window size})$
CBow [155]	static	1-layer MLP	$(a, c) \rightarrow b$ predicting central words	$-\sum_{i=1}^T \log p(x_i   \{x_{i-o}, \dots, x_{i-1}, x_{i+1}, \dots, x_{i+o}\}), (o \text{ is the window size})$
Glove [178]	static	1-layer MLP	$\vec{w}_i^T \vec{w}_j \propto \log p(\#(w_i w_j))$ predicting the log co-occurrence count	$-\sum_{i=1, j=1}^T f(x_{ij}) (\vec{w}_i^T \vec{w}_j + b_i + c_j - \log x_{ij}), (x_{ij} = p(\#(w_i w_j)))$
ELMO [181]	contextualized LSTM	bi-directional language model	$(a, b, c, d) \rightarrow e, \quad (e, d, c, b) \rightarrow a$	$-\sum_{i=1}^T \log p(x_i   \{x_1, \dots, x_{i-1}\}) + \log p(x_i   \{x_{i+1}, \dots, x_T\})$
BERT [45]	contextualized Transformers		$(a, [\text{mask}], c, [\text{mask}], e) \rightarrow (\_, b, \_, d, \_)$ predicting masked words	$-\sum_{x \in \text{mask}(x)} \log p(x   \hat{X}), \text{mask}(x) \text{ are words be masked, } \hat{x} \text{ is the sequence with rest words}$
GPT [190]	contextualized Transformers		$(a, b, c, d) \rightarrow e$ predicting the next word	$-\sum_{i=1}^T \log p(x_i   \{x_1, \dots, x_{i-1}\})$

training corpora for pre-trained language models (like BERT and GPT) including: 1)online text like Wikipedia<sup>4</sup>, 2)

<sup>3</sup>For example, a word acknowledgment is divided to two subwords acknowledge and ##ment, in which ## means that the current subword is not an independent subword.

<sup>4</sup><https://dumps.wikimedia.org/>

existing books that have been digitized like BooksCorpus [300], 3) crawled online corpora<sup>5</sup>. Pre-trained language models trained by these corpora are usually able to capture the common sense knowledge in the general domain. Therefore, it needs some efforts to make them be tailored to a specific domain like the biomedical domain, to capture the domain knowledge.

In this paper, we mainly discuss the pre-trained language models, *e.g.*, BERT and GPT. The main difference between them is that BERT is a textual encoder to encode a given document, while GPT is a textual decoder to decode a new document. This can also be considered as the difference between the discriminative model and generative model in machine learning. BERT is mainly used for the discriminative prediction/inference for a given text, like information extraction, text classification, named entity recognition, relation extraction, and non-generative question answering, as shown in Sec. 5. The latter is to generate texts, for example, text summarization, text completions, generative question answering and translations.

## 2.2 Backbone Network in Language Models

The success of pre-trained language models is also attributed to the development of their base backbone network, from LSTM [84] to Transformer. Before Transformer [240] was invented, LSTM was widely used and became the first base architecture of the pre-trained language model (ELMO). However, because of its recurrence structure, it is computationally expensive to scale up LSTM to being deeper in layers. To this end, Transformer is proposed and becomes the backbone of modern NLP. Transformers are better architecture can be attributed to: 1) efficiency: a recurrent-free architecture which could compute the individual token in parallel, 2) effectiveness: attention allows spatial interaction across tokens that dynamically depends on the input itself. In this section, we briefly introduce the two typical architecture in pre-trained language models, namely, LSTM and Transformers.

*LSTM.* Long short-term memory (LSTM) is a recurrent neural network (RNN) architecture for sequential modeling. Unlike standard feed-forward neural networks processing single data points (such as images), LSTM can deal with entire sequences of data (such as text, speech, or video). A common LSTM unit is composed of a cell, an input gate, an output gate and a forget gate. The cell learns hidden states over arbitrary time intervals and the three gates regulate the flow of information into and out of the cell. LSTM networks are well-suited for time series data and were developed to deal with the vanishing gradient problem that can be encountered when training traditional RNNs. [181] tried to adopt Long and Short term memory network (LSTM) in pre-trained language, which naturally process token sequentially.

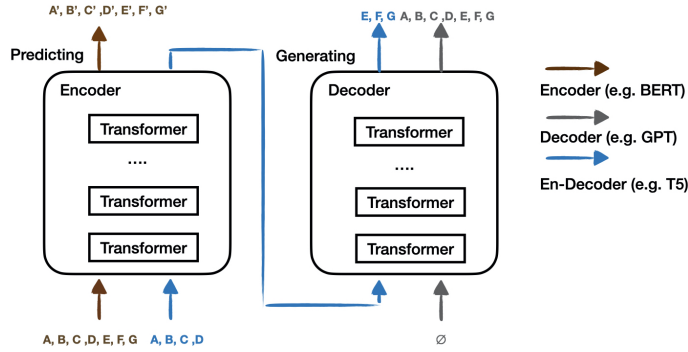
*Transformer.* The backbone of most pre-trained language models (*e.g.*, BERT and GPT) is a neural network called ‘Transformer’ building upon self-attention networks (SANs) and feed-forward networks (FFNs). SAN is used to facilitate interaction between tokens while FNN is used to refine the token presentation using non-linear transformation. Since Transformer has been the de facto backbone to replace recurrent and convolutional units, BERT and GPT adopt the Transformer as the backbone network. The transformer is superior in terms of capacity and scalability thanks to, 1) discard recurrent units and process tokens more efficiently in parallel with the position embeddings[247, 248], 2) relieve saturation issue of expressive power with large-scale data and very deep layers due to the well-designed architecture including residual connections, layer normalization, and etc. Interestingly, AlphaFold2 [96] also borrows some insights to design the so-called ‘Evoformer’ as the core component in its architecture. In Table 2, we introduce some typical pre-trained language models in general NLP domains, based on these two backbone neural networks.

<sup>5</sup><https://commoncrawl.org/>



Table 2. Representative pre-trained language models in the general domain. NSP means the next sentence prediction task.

Model	Objective	Backbone network	Comments
ELMO [181]	bidirectional LM	Bi-LSTM	the first contextualized word representation
BERT [45]	masked LM, NSP	Transformer (Encoder)	the most commonly-used pre-trained language model
Roberta [143]	masked LM	Transformer (Encoder)	a longer-trained BERT variant using more data
ALBERT [117]	masked LM, NSP	Transformer (Encoder)	a BERT variant with shared weights and a factorized word embedding
XLNET [279]	generalized autoregressive pretraining	Transformer (Encoder)	a generalized autoregressive pretraining using bidirectional contexts
Electra [35]	replaced token prediction	Transformer (Encoder)	a pre-trained based LM trained by replaced token prediction
GPT [190]	autoregressive language model	Transformer (Decoder)	a pre-trained based LM for autoregressive generation
T5 [191]	Seq2Seq	Transformer (En-Decoder)	a pre-trained based LM for seq2seq generation

Fig. 4. The difference between Encoder, Decoder and En-Decoder pre-trained language models.  $\{A, B, C, D, E, F, G\}$  is an example token sequence, while  $\{A', B', C', D', E', F', G'\}$  is the corresponding abstract representation or labels.

*Representative Pre-trained language models.* Based on whether the input or output is a textual sequence or the label, pre-trained language models are mainly divided into three categories: *Encoder-only*, *Decoder-only*, and *En-Decoder*. Encoder-only pre-trained models are mainly for text classification and sequential labeling tasks, while pre-trained models equipped with the decoder could deal with generation-related tasks like translation, summarization, and language models. See Fig. 4 for the difference: an Encoder model predicts labels for each input tokens (the brownish yellow color), a Decoder model generates a sequence of tokens w.r.t. a probability distribution (the blue color), an En-Decoder model predicts a new sequence conditioned on a given sequence (*a.k.a.* Seq2Seq) (the grey color).

### 2.3 The Pre-training and Fine-tuning Paradigm in PLMs

One challenge to use PLMs in downstream tasks is that there are two gaps between PLMs and downstream tasks, the *task gap* and *domain gap*. The *task gap* means the meta-task in PLMs (usually masked language model in BERT or causal language model in GPT) usually can not directly be tailored to most downstream tasks (*e.g.* sentimental classification). The *domain gap* refers to that difference between the trained corpora in PLMs and the needed domain in a specific downstream task. The adaptation of both *task gap* and *domain gap* is crucial.

*Adaption.* To use the pre-trained language model in a downstream task, it is suggested to adapt both the domain and task [67, 71, 202, 290], see Table. 3 for the difference. The domain adaption suggests continuing training pre-trained models trained from a general domain, in the target domain, *e.g.*, biomedical domain. The task adaption refers to

fine-tuning on similar downstream tasks. In this paper, without specifying, we mainly discuss the domain-adapted pre-trained models in various downstream tasks. The task adaption is not the main concern in this review. Take BERT as an example, BERT is first trained using next sentence predictions (NSP) and masked language models in the pre-training phase. Such pre-trained BERT will be used as the initialize feature extractor. BERT with an additional classifier layer is then be fine-tuned to optimize the objective of down-stream tasks (like MNLI [261], NER [233], and SQuAD [192]).

Table 3. Categories of usage of pre-trained models

Category	Data	Task
Pre-training	general domain	pre-training task
Domain adaption	target domain	pre-training task
Task adaption	general domain	downstream task
Fine-tuning	target domain	downstream task

### 3 PLMS IN BIOMEDICAL DOMAIN: WHY AND HOW?

Recently, the pre-trained language models have been widely applied to various NLP tasks and achieved significant improvement on the performance. The pre-trained language models are widely used because: 1) Pre-training on the huge text corpus can learn universal language representations and help with the downstream tasks. 2) Pre-training provides a better model initialization, which usually leads to a better generalization performance and speeds up convergence on the target task. 3) Pre-training can be regarded as a kind of regularization to avoid overfitting on small data [188]. Pre-trained language models are firstly trained in general plain corpora from the Internet, like Wikipedia or crawled webpages. Except the general domain, [57] trains CodeBERT in the programming language and [16] trains SciBERT on scientific publications and biological sequence. This paper aims to discuss pre-trained language models in the biomedical domain.

#### 3.1 Motivations

In the biomedical domain, the motivation of using pre-trained language models are manifold.

- Firstly, the biomedical domain involves many sequential tokens (like biomedical corpora and history of electronic health records) that usually lacks annotations. Although these sequential data were previously thought as difficult to model. Thanks to pre-trained language models, it has been empirically demonstrated to effective to train these sequential data in a self-supervised manner. This would open a new door for biomedical pre-trained language models.
- Second, annotated data in the biomedical domain is usually limited at scale. Some extreme cases in machine learning are called ‘zero-shot’ or ‘few-shot’. More recently, GPT3 shows that language models have the potential for few-shot learning and even zero-shot learning [27]. Therefore, a well-trained pre-trained language model is more crucial to provide a richer feature extractor, which may slightly reduce the dependence on annotated data.
- Plus, the biomedical domain is more knowledge-intensive than the general domain, since some tasks many need some domain expert knowledge, while pre-trained language models could serve as an easily-used soft knowledge base [182] that captures implicit knowledge from large-scale plain documents without human annotations. More recently, GPT3 has been shown to have the potential to ‘remember’ many complicated common knowledge [27].

- Lastly, other than text, there exists various types of biological sequential data in biomedical domains, like protein sequences and DNA sequences. Using these data to trained language models have shown a great success in traditional biological tasks like protein structure predictions. It is expected that pre-trained language models to solve more challenging problems in biology.

### 3.2 How to tailor PLMs to the Biomedical Domain

The pre-trained language model [45] is a new two-stage paradigm for natural language tasks. In the first phase, it trains the language model with a self-supervised meta-task in task-agnostic corpora (e.g., masked language model and casual language model), and then in the second phase it fine-tunes the pre-trained language model to (usually small-scaled) specific downstream tasks. The trivial way to use a pre-trained language model on the biomedical domain is to fine-tune it with the domain data. However, additional adaption is usually adopted to transfer the learned domain knowledge and task characteristics to the target domain and task. In this paper, we group the usage of the pre-trained language model into the categories in Fig. 5. The adaption is basically two-fold: transfer the domain or task characteristics. The former refers to how to transfer a general pre-trained language model to a specific biomedical domain.

**3.2.1 Pre-training.** The main challenging in the biomedical domain is that the medical jargon and abbreviations consist of many terms that are composed of Latin and/or Greek parts, leads to a gap between the general and medical domains. Moreover, clinical notes have different syntax and grammar than books or encyclopedias. This needs to design different vocabulary, which results in that existing pre-trained models with different vocabularies (like general BERT or GPT) probably cannot be used and training scratch is necessary.

*Continue Training or from scratch.* One may reuse a pre-trained language model from the general domain (e.g., general Wikipedia pages<sup>6</sup> or Google books) and then continue pre-training a few epochs in the new (target) domain (i.e., biomedical domain). In the case when the corpora in the target domain are large-scale enough, one can also directly train the model from scratch since there is no need to reuse the general knowledge.

**3.2.2 Fine-tuning.** Based on well-trained models, one has to adapt them to downstream tasks. This is typically implemented to replace the mask language model prediction head and next sentence prediction head with a downstream prediction head, e.g., classification head or sequence labeling heads.

Since usually the downstream tasks have much less training data compared to those used in pre-training, fine-tuning is an unstable process. [226] investigate different fine-tuning methods of BERT on the natural text classification tasks. [161] argue that the fine-tuning instability is due to vanishing gradients. [151] observe that fine-tuning mainly modifies the top layers of BERT. Unfortunately, the solutions (e.g. hyper-parameters of which layer to fine-tune) proposed in those papers cannot be easily translated to other settings. To automate this process, automatic hyper-parameter tuning (e.g. Bayesian optimization [26, 236]) can come into help.

### 3.3 Taxonomy of Usage

To better standardise the domain of biomedical pre-trained language models, we propose a systematical taxonomy from the multiple-scale perspective (e.g., data, task, and approaches.) to explain the usage of pre-trained language models in the biomedical domain.

<sup>6</sup><https://en.wikipedia.org/>

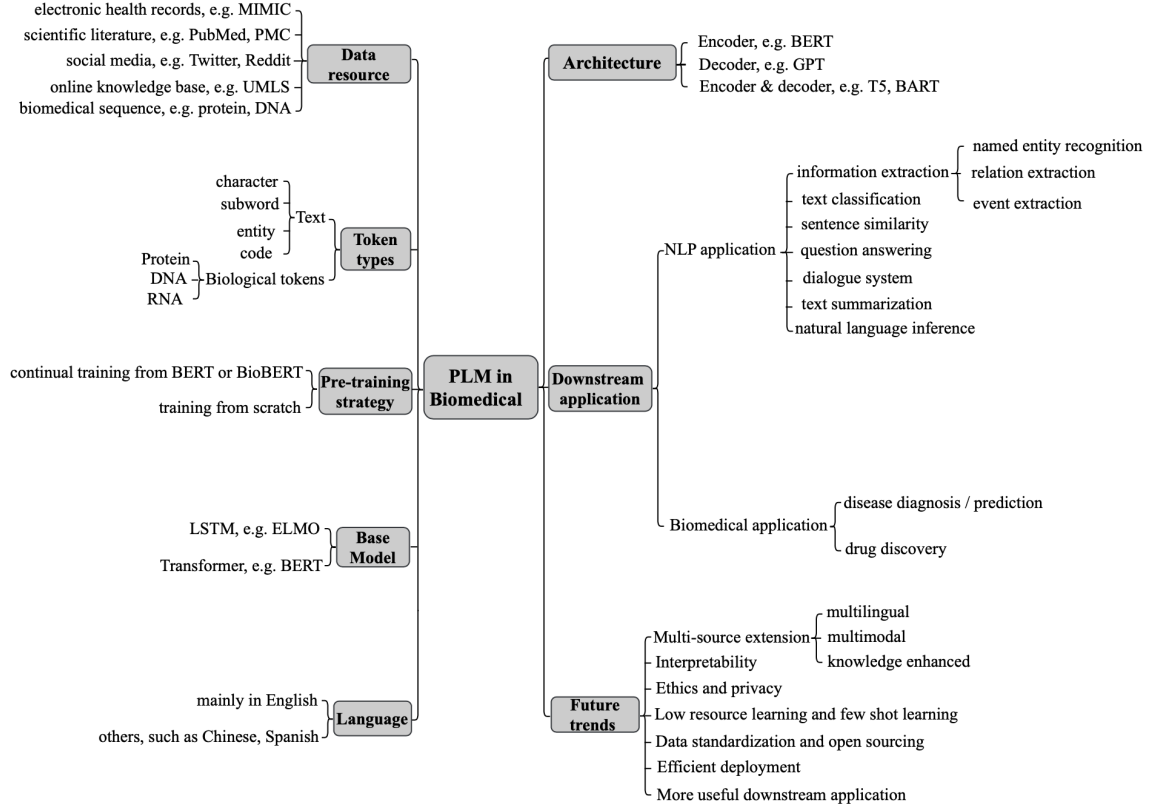


Fig. 5. Taxonomy of PTMs in the biomedical domain.

**Data.** The data resources of PLMs range from electronic health records, scientific literature, social media, online knowledge bases, and biomedical sequences. The detail of data resources is in Sec. 4.1. In these resources, token types could be text, proteins, DNAs, etc. For textual data, most of these data are in English.

**Models.** The model architecture could be encoder architecture, decoder architecture, or a combination of the both. The base models Typically are Transformer while some earlier works adopt LSTM. One could either reuse a existing model (e.g., BERT or BioBERT) and continue training, or train a new model from scratch; the choice of the two above strategies depends on the specific scenario.

**Applications.** The downstream tasks of biomedical PLMs include typical NLP applications such as information extraction, text classification, sentence similarity, question answering, dialogue system, summarization, and natural language inference. See Sec. 5 for more details.

We also discuss their future tends and limitations in Sec. 6.2.

#### 4 PRE-TRAINING LANGUAGE MODELS IN BIOMEDICAL DOMAIN

Pre-trained language models are effective partially due to, that they are not data-hungry to labeled data (sometimes called annotated data), which is essential for supervised learning. The self-supervised learning which pre-trained

language models rely on, usually adopts plain unstructured corpora in a format of a sequence of tokens. It is believed that the pre-trained language model can always benefit from more training corpora. To achieve better performance in the domain specific downstream tasks, it is also intuitive that the in-domain data pre-training is necessary. In the biomedical domain, the in-domain data can be text in the electronic health records, scientific literature, and online social media, or biological sequence (e.g., DNA pieces), which will be introduced in the Sec. 4.1. Next, in the Sec. 4.2, we will introduce existing pre-trained models in the biomedical domain which are pre-trained from the in-domain data as introduced in the Sec. 4.1. We will give an overview of these models and explain some differences between them, which we expect to help the one from both bioinformatics and computer science community, get knowledge of the biomedical domain specific pre-trained language model quickly.

#### 4.1 Unstructured Data for Pre-trained Language Models

Unstructured plain data for pre-trained language models mainly include electronic health records, scientific publications, social media text, or some other biological sequence like protein. An overview of EHR mining can be seen in [53, 271], and [64] discussed both health records and social media text. One can also check [98] for some systematic overview of biomedical textual corpora.

**4.1.1 Electronic Health Record.** Electronic health record (EHR) is a collection of patient and population electronically stored health information in a digital format that may demographics, medical history, medication and allergies, immunization status, laboratory test results, radiology images, vital signs, personal statistics like age and weight, and billing information. One can check [217, 259] for details about EHR with deep learning. Assessing such records may be restricted to limited organizations, which hinders its widespread to the public. The reason may involve some privacy issues.

*MIMIC III.* Medical Information Mart for Intensive Care III dataset [95]<sup>7</sup> is one of the most popular EHR datasets that consists of the electronic health records of 58,976 unique hospital admissions from 38,597 patients in the intensive care unit of the Beth Israel Deaconess Medical Center between 2001 and 2012. There are 2,083,180 de-identified notes associated with the admissions.

*CPRD.* Clinical Practice Research Datalink (CPRD) [83] is primary the care database of anonymized medical records from 674 general physicians (GP) practices in the UK, which involves over 11.3 million patients. It consists of data on demographics, symptoms, tests, diagnoses, therapies, and health-related behaviors. It is also linked to secondary care (i.e., hospital episode statistics, or HES) and other health and administrative databases (e.g., office for national statistics' death registration). With 4.4 million actives (alive, currently registered) patients meeting quality criteria, approximately 6.9% of the UK population are included, this shows that patients are broadly representative of the UK general population in terms of age, sex and ethnicity. CPRD has been widely used across countries and spawned a lot of scientific research output.

**4.1.2 Scientific Publications.** Scientific publications are another source for biomedical pre-trained language models since we expect that biomedical knowledge may be encapsulated in scientific publications. Such knowledge may not be limited to traditional common knowledge, but also involves some state-of-art research output that may be discovered by recent literature.

<sup>7</sup><https://mimic.mit.edu/>

*BREATHE*. Biomedical Research Extensive Archive To Help Everyone (BREATHE)<sup>8</sup>, is a large and diverse dataset collection of biomedical research articles from leading medical archives. It contains titles, abstracts, and full-body texts. The dataset collection process was done with public APIs that were used when available. The primary advantage of the BREATHE dataset is its source diversity. BREATHE is from nine sources including BMJ, arXiv, medRxiv, bioRxiv, CORD-19, Springer Nature, NCBI, JAMA, and BioASQ [30]. BREATHE v1.0 contains more than 6M articles and about 4 billion words. BREATHE v2.0 is the most recent version.

*PubMed*. PubMed<sup>9</sup> is a free search engine accessing primarily the MEDLINE database of references and abstracts on life sciences and biomedical topics. PubMed comprises more than 32 million citations for biomedical literature from MEDLINE, life science journals, and online books. Citations may include links to full-text content from PubMed Central and publisher websites. PubMed abstracts (PubMed) have 4.5B words and PubMed Central full-text articles (PMC) have 13.5B words.

**4.1.3 Social Media.** Users post information on social media, which many contains biomedical information. We mainly introduce Reddit and Tweets as examples.

*Reddit*. Reddit is an American social news aggregation, web content rating, and discussion website. Registered members submit content to the site such as links, text posts, images, and videos, which are then voted up or down by other members. Posts are organized by subject into user-created boards called "communities" or "subreddits", which cover a variety of topics such as news, politics, religion, science, movies, video games, music, books, sports, fitness, cooking, pets, and image-sharing. Submissions with more up-votes appear towards the top of their subreddit and, if they receive enough up-votes, ultimately on the site's front page. Despite strict rules prohibiting harassment, Reddit's administrators have to moderate the communities and, on occasion, close them. COMETA corpus[15] crawled health-themed forums on Reddit using Pushshift (Baumgartner et al., 2020) and Reddit's own APIs.

*Tweets*. Twitter is an American micro-blogging and social networking service on which users post and interact with messages known as "tweets". Registered users can post, like, and retweet tweets. Tweets were originally restricted to 140 characters, but the limit was doubled to 280 for non-CJK languages in November 2017. Audio and video tweets remain limited to 140 seconds for most accounts. The COVID-twitter-BERT [163] is trained on a corpus of 160M tweets about the coronavirus collected through the Crowdbreaks platform [164] during the period from January 12 to April 16, 2020.

**4.1.4 Online Medical Knowledge Sources.** Other than unstructured text, there are some online medical knowledge source that are well-organized. For example, UMLS provides biomedical concepts that may benefit biomedical pre-trained language models.

*UMLS*. Unified Medical Language System (UMLS) [21] (<http://umlsks.nlm.nih.gov>) is a repository of biomedical vocabularies developed by the US National Library of Medicine. The UMLS has over 2 million names for 900,000 concepts from more than 60 families of biomedical vocabularies, as well as 12 million relations among these concepts. These vocabularies include the NCBI taxonomy, the Medical Subject Headings (MeSH), Gene Ontology, OMIM and the Digital Anatomist Symbolic Knowledge Base. The UMLS knowledge sources are updated every quarter. All vocabularies are freely available for research purposes within an institution, if a license agreement is signed.

<sup>8</sup><https://cloud.google.com/blog/products/ai-machine-learning/google-ai-community-used-cloud-to-help-biomedical-researchers>

<sup>9</sup><https://pubmed.ncbi.nlm.nih.gov/>

**4.1.5 Biological Sequences.** Other than text, there are various types of biomedical token sequence, for example, amino acids for proteins. Structure of each protein is fully-determined by a sequence of amino acids [12]. These amino acids are from a limited-size amino acid vocabulary, of which 20 are commonly observed. This is similar to that the text is composed of words from a lexicon vocabulary. In this subsection, we introduce a protein dataset called ‘Pfam’ and DNA sequence dataset from Human Genome Project.

*Pfam Protein Dataset.* The Pfam database <sup>10</sup> is a large collection of protein families, in which each protein is represented by multiple sequence alignments using hidden Markov models. The newest version is Pfam 34.0 which was released in March 2021 and contains 19,179 families (or called ‘entries’) and 645 clans <sup>11</sup>. The original purpose of the Pfam database is for classification of protein families and domains. It creates the database using a semi-automated method of curating information on known protein families. Pfam 34.0 contains 47 million sequences, which could be used to train protein language models.

*DNA Dataset.* The DNA sequence is composed of genomic sequence. The Human Genome Project was the international research effort to determine the DNA sequence of the entire human genome. Human Genome Project Results. In 2003, an accurate and complete human genome sequence was finished two years ahead of schedule and at a cost less than the original estimated budget. [89] uses the reference human genome GRCh38.p13 primary assembly from GENCODE Release <sup>12</sup>. The total sequence length is about 3 Billion.

## 4.2 Biomedical Pre-trained Language Models

Based on the types of training corpora in the biomedical domain as introduced in the above section 4.1, we mainly introduce two groups of biomedical pre-trained language models: biomedical textual language models and protein language models.

**4.2.1 Overview of Existing Biomedical Textual Language Models.** Since BERT was released, various biomedical pre-trained language models have been proposed via continue training with in-domain corpora based on the BERT model or training from scratch. Tab. 4 presents existing pre-trained language models with used corpora, size, release date, and related web pages. We introduce some representative pre-trained language models including encoder-only pre-trained language models like BioBERT, ClinicalBERT, SciBERT, and COVID-twitter-BERT, decoder-only pre-trained language model like MedGPT, and encoder-decoder pre-trained language models like SCIFIVE.

- **BioBERT** [120] is initialized with the general BERT model and pre-trained on PubMed abstracts and PMC full-text articles. It is further fine-tuned for biomedical text mining tasks such as named entity recognition (NER), question answering, and relation extraction.
- **ClinicalBERT** [86] is trained on clinical text from approximately 2M notes in the MIMIC-III database [95], a publicly available dataset of clinical notes.
- **SciBERT** [16] is trained on the large scale of scientific papers from multi-domain based on the BERT. The training papers are the random sample of 1.14 M full-text papers from Semantic Scholar, in which 82% articles are from the biomedical domain.

<sup>10</sup><http://pfam.xfam.org/>

<sup>11</sup>Clans are the generated higher-level groupings of related entries in Pfam. A clan is a collection of entries which are related by sequence similarity, structure or profile-HMM.

<sup>12</sup>[https://www.ncbi.nlm.nih.gov/assembly/GCF\\_000001405.39/](https://www.ncbi.nlm.nih.gov/assembly/GCF_000001405.39/)



Table 4. Existing textual biomedical pre-trained models. The base setting is with 0.1B parameters and the large setting is with 0.3B parameters. Data is based on the submission in arXiv or publish data of the journal or conference proceeding.

Model	Corpora	Size	Date	Link
BioBERT [120]	PubMed and PMC	base & large	2019.01	<a href="https://github.com/dmis-lab/biobert">https://github.com/dmis-lab/biobert</a>
BERT-MIMIC [214]	MIMIC III	base and large	2019.02	-
SciBERT [16]	Semantic Scholar papers	base	2019.03	<a href="https://github.com/allenai/SciBERT">https://github.com/allenai/SciBERT</a>
BioELMo [92]	PubMed abstracts	93.6 M	2019.04	<a href="https://github.com/Andy-jqa/bioelmo">https://github.com/Andy-jqa/bioelmo</a>
Clinical BERT [10]	EHR (MIMIC-III) <sup>13</sup>	base	2019.04	<a href="https://github.com/EmilyAlsentzer/clinicalBERT">https://github.com/EmilyAlsentzer/clinicalBERT</a>
Clinical BERT [86]	EHR (MIMIC-III)	base	2019.05	<a href="https://github.com/kexinhuang12345/clinicalBERT">https://github.com/kexinhuang12345/clinicalBERT</a>
BlueBERT [177]	PubMed+MIMIC-III	base & large	2019.05	<a href="https://github.com/ncbi-nlp/bluebert">https://github.com/ncbi-nlp/bluebert</a>
G-BERT [208]	MIMIC III	-	2019.06	<a href="https://github.com/jshang123/G-Bert">https://github.com/jshang123/G-Bert</a>
BEHRT [130]	Clinical Practice Research Datalink	-	2019.07	<a href="https://github.com/deepmedicine/BEHRT">https://github.com/deepmedicine/BEHRT</a>
BioFLAIR [209]	PubMed abstracts	lagre	2019.08	<a href="https://github.com/zalandoresearch/flair">https://github.com/zalandoresearch/flair</a>
RadBERT [149]	RadCore radiology reports	-	2019.12	-
EhrBERT [124]	MADE corpus	base	2019.12	<a href="https://github.com/umassbento/ehrbert">https://github.com/umassbento/ehrbert</a>
Clinical XLNet [87]	EHR (MIMIC-III)	base	2019.12	<a href="https://github.com/lindvalllab/clinicalXLNet">https://github.com/lindvalllab/clinicalXLNet</a>
CT-BERT <sup>14</sup> [163]	Tweets about the coronavirus	large	2020.05	<a href="https://github.com/digitalepidemiologylab/covid-twitter-bert">https://github.com/digitalepidemiologylab/covid-twitter-bert</a>
Med-BERT [197]	Cerner Health Facts (general EHR)	-	2020.05	<a href="https://github.com/ZhiGroup/Med-BERT">https://github.com/ZhiGroup/Med-BERT</a>
ouBioBERT [243]	PubMed	base	2020.05	<a href="https://github.com/sy-wada/blue_benchmark_with_transformers">https://github.com/sy-wada/blue_benchmark_with_transformers</a>
Bio-ELECTRA [171]	PubMed	base	2020.05	<a href="https://github.com/SciCrunch/bio_electra">https://github.com/SciCrunch/bio_electra</a>
BERT-XML	Anonymous Institution EHR system	small and base	2020.06	-
PubMedBERT [66]	PubMed	base	2020.07	<a href="https://huggingface.co/microsoft/BiomedNLP-PubMedBERT-base-uncased-abstract">https://huggingface.co/microsoft/BiomedNLP-PubMedBERT-base-uncased-abstract</a>
MCBERT [289]	Chinese social media, wiki and EHR	base	2020.08	<a href="https://github.com/alibaba-research/ChineseBLUE">https://github.com/alibaba-research/ChineseBLUE</a>
BioALBERT [166]	PubMed and PMC	base & large	2020.09	<a href="https://github.com/usmaann/BioALBERT">https://github.com/usmaann/BioALBERT</a> <sup>15</sup>
BRLTM [150]	private EHR	customized	2020.09	<a href="https://github.com/lanyxiaosa/brlrm">https://github.com/lanyxiaosa/brlrm</a>
BioMegatron [213]	PubMed	0.3/0.8/1.2B	2020.10	<a href="https://ngc.nvidia.com/">https://ngc.nvidia.com/</a>
ClinicalTransformer <sup>16</sup> [277]	MIMIC III	base	2020.10	<a href="https://github.com/uf-hobi-informatics-lab/ClinicalTransformerNER">https://github.com/uf-hobi-informatics-lab/ClinicalTransformerNER</a>
BioReddit-BERT [15]	healththemed forums on Reddit	base	2020.10	<a href="https://github.com/cambridgeltl/cometa">https://github.com/cambridgeltl/cometa</a>
BioRoBERTa [122] <sup>17</sup>	PubMed, PMC, and MIMIC-III	base & large	2020.11	<a href="https://github.com/facebookresearch/bio-lm">https://github.com/facebookresearch/bio-lm</a>
CODER [284]	UMLS Metathesaurus	base	2020.11	<a href="https://github.com/GanjinZero/CODER">https://github.com/GanjinZero/CODER</a>
bert-for-radiology [25]	daily clinical reports	-	2020.11	<a href="https://github.com/rAldiance/bert-for-radiology">https://github.com/rAldiance/bert-for-radiology</a>
BioMedBERT [30]	BREATHE	large	2020.12	<a href="https://github.com/BioMedBERT/biomedbert">https://github.com/BioMedBERT/biomedbert</a>
LBERT [255]	PubMed	base	2020.12	<a href="https://github.com/warikoone/LBERT">https://github.com/warikoone/LBERT</a>
ELECTRAMEd [157]	PubMed abstracts	base	2021.04	<a href="https://github.com/gmpoli/electrmed">https://github.com/gmpoli/electrmed</a>
SCIFIVE [183]	PubMed Abstract and PMC	220/770M	2021.06	<a href="https://github.com/justinphan3110/SciFive">https://github.com/justinphan3110/SciFive</a>
MedGPT [113]	King's College Hospital and MIMIC-III	customized	2021.07	<a href="https://pypi.org/project/medgpt/">https://pypi.org/project/medgpt/</a>

- **COVID-twitter-BERT** [163]. is a natural language model to analyze COVID-19 content on Twitter. The COVID-twitter-BERT model is trained on a corpus of 160M tweets about the coronavirus collected through the Crowdtrends platform during the period from January 12 to April 16, 2020.
- **MedGPT** [113] is a GPT-like language model trained by patients' medical history in the format of electronic health records (EHRs). Given the sequence of past events, MedGPT aims to predict future events like a diagnosis of a new disorder or complication of an existing disorder.
- **SCIFIVE** [183] is a domain-specific T5 model which is pre-trained on large biomedical corpora. Like T5, SCIFIVE is a typical Seq2seq paradigm to transform a input sequence to a output sequence.

4.2.2 *Discussions on Biomedical Pre-trained Language Models.* Here, we will discuss the listed models in various aspects as below:

*Training corpora: EHR, literature, social media, etc., or the hybrid?* Most pre-trained language models are based on scientific publications e.g., PubMed and EHR notes. Note that EHR datasets are usually relatively smaller than scientific publications datasets or Wikipedia. Hence pre-trained language models with only EHR datasets are typically trained from the initialization of well-trained BERT [10, 86], XLNet[87], etc. Furthermore, some pre-trained language models (e.g., BioRoBERTa [122]) adopt both scientific publications and EHRs. A few models such as CT-BERT and BioReddit-BERT [15, 163] adopt social media including Twitter and Reddit.



*Extra features.* Unlike typical text, EHR data usually have some extra features, for example, disease codes, personal information of patients like age, gender. Such extra features can be embedded as dense vectors used in some models such as Med-BERT and BEHRT [130, 197] like word embedding, position embedding, and segment embedding that are used in the input layer of the Transformer.

*Training from scratch or continue training.* The standard approach to obtain a biomedical pre-trained model is to conduct continual pre-training from a general-domain pre-trained model like BERT [45], such as the BioBERT [282]. Specifically, this approach would initialize the model with the standard BERT model including its word vocabulary, which is pre-trained by general Wikipedia and BookCorpus. Besides, some literature demonstrated training from scratch may fully make use of in-domain data and reduce the negative effect from out-of-domain corpora, which may be beneficial for downstream tasks such as PubMedBERT [66].

*Reusing existing vocabulary or building a new one.* To make use of well-trained general pre-trained language models like BERT [45], one has to reuse its vocabulary. However, Biomedical NLP is more challenging compared to general NLP because it involves jargon and abbreviations prevail: clinical notes have different syntax and grammar than books or encyclopedias. A totally new vocabulary necessarily leads to training from scratch due to different vocabularies that may be more computationally expensive.

*Model size.* Typically, big models usually have a bigger capacity that needs more data for training. However, the biomedical domain usually does have as many corpora as the general domain. Thus, biomedical pre-trained language models are relatively smaller than general pre-trained language models. Another reason is that most of them are based BERT or BERT-like encoder based models, while pre-trained models with decoder architecture (e.g., GPT, T5) could be bigger than encoder-based pre-trained models. To the best of our knowledge, the biggest model is Biomegatron [213] with 1.2B parameters. Note that bigger models take longer for inference and this is unfriendly for those researchers without enough research computing resources.

*Being publicly available.* Thanks to the open-sourced tradition of computer science, most models have web pages for downloading and documents for usages. Some of them standardized its model in huggingface (<https://huggingface.co>), which will largely be beneficial for its wide-spreading. However, some models are not available for the public due to privacy issues even data might have been anonymized [121].

*Biomedical pre-trained language models in other languages.* Most of the biomedical pre-trained language models are in English. However, there is an increasing need for biomedical pre-trained language models in other languages. There are typically two solutions: a multilingual solution or a purely second-language solution. The former may be beneficial for low-resource languages the latter are usually used in some rich-resource languages like Chinese [289].

### 4.3 Beyond Text: Language Models for Proteins/DNA

There are various biological sequences like proteins and DNA which could be also treated like linguistic tokens in natural language. Therefore, many existing work explored training language models for these biological sequences. The most crucial difference between language models for biological sequences, and the counterparts for natural language is the tokenization (will be introduced in Sec. 4.3.1), which leads to different vocabularies like textual vocabularies. In Sec. 4.3.2, we summarize the existing language models for these biological sequences.

**4.3.1 Tokenization for Proteins/DNAs.** Like words in text, biological sequences such as proteins and DNA sequences could also be modeled by language models which typically aims to predict the next token in a sequence. In contrast to that words are in a relatively-big vocabulary (typically 10k-100k), the vocabularies for biological sequences are usually small.

*Tokenization in Proteins.* Since the structure of protein is fully determined by its amino acid sequence [12], one can represent a protein by its amino acid sequences. Roughly 500 amino acids have been identified in nature, however only 20 amino acids are found to make up the proteins in human body. The vocabulary of protein sequences consists of these 20 typical amino acids.

*Tokenization in DNAs.* The two DNA strands are known as polynucleotides and they are composed of simpler monomeric units (*a.k.a.* nucleotides). Each nucleotide contains one of four nitrogen-containing nucleobases (*i.e.*, cytosine [C], guanine [G], adenine [A] or thymine [T]). The two separate polynucleotide are bound together, according to deterministic base pairing rules ([A] with [T] and [C] with [G]), with hydrogen bonds. Typically, existing work [89] usually adopts a so-called ‘*K*-mer’ representation for DNA sequences<sup>18</sup> for richer contextual information for DNAs. By doing so, the vocabulary size will increase to the  $4^k + 5$  which is exponential to  $k$  and additionally plus five special tokens ([CLS], [SEP], [PAD], [MASK], [UNK]).

**4.3.2 Language Models for biological sequences.**

**Protein language models.** Since the commonly-found categories of amino acids are relatively-small, namely 20. Initially, some work applied character-level language models to protein to deal with limited-size amino acids. In the beginning, there are many efforts to training RNN-based language models [9, 18] for protein sequences. [79, 80] trains a deep bi-directional model ELMo for proteins<sup>19</sup>. Other than those protein sequences, protein language models usually adopt additional features for proteins, *e.g.*, global structural similarity between proteins and pairwise residue contact maps for each protein [18]. Later, [195] introduces the Tasks Assessing Protein Embeddings (TAPE), a suite of biologically relevant semi-supervised learning tasks. The authors also train language models based on LSTM, Transformer, and ResNet on the protein sequences. Bepler et al [19] also proposed a novel framework based on the LSTM model to learning protein sequence embeddings. They make their embeddings publicly available at<sup>20</sup>. Rives et al. [200] trains a contextual transformer-based language model<sup>21</sup> on 250 million protein sequences. The representations learned by this LM encode multi-level information spanning from biochemical properties of amino acids to remote homology of proteins. Different from the above line of approaches, MSA Transformer [196] fits a model separately to each family of proteins. ProtTrans [54] trains a variety of LM models with thousands of GPUs, and also makes the trained models publicly available<sup>22</sup>. ProGen [145] is a generative LM trained on 280M protein sequences conditioned on taxonomic and keyword tags. ProteinLM [267] was recently proposed, which trained a large-scale pre-train model for evolutionary-scale protein sequences, and the trained model is available at<sup>23</sup>. More recently, DeepMind develops AlphaFold2 [96] that could predict protein structures with a high accuracy, in the challenging 14th Critical Assessment of protein Structure Prediction (CASP14). Most interestingly, there is an embedded protein language models in AlphaFold2, which makes AlphaFold2

<sup>18</sup>‘*K*-mer’ is like a  $k$ -size convolutional window for a sequence. For example, a DNA sequence ATGGCT will be tokenized to a sequence of 3-mers {ATG TGC GGC GCT} or to a sequence of 5-mers {ATGGC TGGCT}.

<sup>19</sup><https://github.com/Rostlab/SeqVec>

<sup>20</sup><https://github.com/tbepler/protein-sequence-embedding-iclr2019>

<sup>21</sup>The trained model and code are available at <https://github.com/facebookresearch/esm>.

<sup>22</sup><https://github.com/agemagician/ProtTrans>

<sup>23</sup><https://github.com/THUDM/ProteinLM>

Table 5. Downstream biomedical tasks based on PLMs

Tasks	Papers
Named entity recognition	BioBERT [120], BlueBERT [177], SciBERT [16], BioELMo [92], PubMedBERT [66], BioMegatron [213], Yuan et al [283], Alsentze et al [10], Singh et al [204], Zhu et al [298], Si et al [214], Sheikhshab et al [211], Khan et al [102], Giorgi et al [63], Naseem [166], Gao et al [59], Poerner et al [184], Sun et al [227], for Spanish [6, 75, 158], for Chinese [43, 90, 128, 129, 250, 270], for French [41], for Korean [108], for Russian [153], for Arabic [23], for Italian [28].
Relation extraction	BioBERT [120], BlueBERT [177], SciBERT [16], PubMedBERT [66], BioMegatron [213], Yuan et al [283], Wei et al [256], Hafiane et al [74], Thillaisundaram et al [232], Su et al [224], [223], Xue et al [270], Chen et al [34], Lin et al [134, 135], Guan et al [68], Liu et al [142], Sui et al [225].
Event detection	Trieu et al [234], Wadden et al [244], Zhang et al [295], Ramponi et al [194], Wang et al [251].
Text classification	BioBERT [120], BlueBERT [177], SciBERT [16], PubMedBERT [66], BioMegatron [213], Yuan et al [283], Wei et al [256], Gao et al [58], Mascio et al [147], Guo et al [69], [73], Sont et al [219].
Sentence similarity	BioBERT [120], BlueBERT [177], SciBERT [16], PubMedBERT [66], BioMegatron [213], Yuan et al [283], [256], Chen et al [33], [31], [32], Yang et al [278], Li et al [131].
Question answering	PubMedBERT [66], BioMegatron [213], Yoon et al [281], Jeong et al [88], Chakraborty et al [30], Kamath et al [99], Du et al [52], Yoon et al [280], Zhou et al [297], Akdemir et al [5], He et al [78], Amherst et al [198], Kommaraju et al [111], for COVID-19 [55, 119, 168, 199], Soni et al [220], Mairitha et al [146].
Dialogue Systems	Zeng et al. [285], DialoGPT [294], Whang et al. [260], Li et al. [126]
Text summarization	Extractive summarization: Du et al [51], Moradi et al [160], Padmakumar et al [172], Kanwal et al [100], Dan et al [44], Song et al [218]. Abstractive summarization: Wallace et al [245], Gharebagh et al [62]. Both: Deyoung et al [46], Guo et al [70], Kieuvongngam et al [104].
Natural language inference	BioELMo [92], BlueBERT [177], Sharma et al [210], He et al [78], Zhu et al [299].
Protein and DNA sequence	[9], [80], [195], [200], MSA Transformer [196], ProtTrans [54], ProGen [145], DNABERT [89], [273]

feasible to make use of unlabelled protein data. In detail, Alphafold2 adopts an auxiliary BERT-like loss to predict pre-masked residues in multiple sequence alignments (MSAs).

**DNA language models.** Proteins are translated from DNA through the genetic code. There are 20 natural amino acids that are used to build the proteins that DNA encodes. Therefore, amino acids cannot be one-to-one mapped by only four nucleotides. Some work also explored the potential to build language models on DNA sequences. DNABERT [89] is a bidirectional encoder pre-trained on genomic DNA sequences with up and downstream nucleotide contexts. [273] pre-trains a BERT on RNA sequences and RNA-binding protein sequences. All the LMs remain largely the same as those used for human language data. Designing new architectures and pipelines tailored to protein/DNA sequences is a promising direction.

## 5 FINE-TUNING PLM FOR BIOMEDICAL DOWNSTREAM TASKS

Similar to general domain, pre-trained language models have been widely used in many biomedical downstream tasks as shown in 5. In this section, we will introduce recent efforts of applying PLMs in various biomedical downstream tasks and also introduce some competitions and challenges in related workshops and conferences, in which pre-trained language models may help. We first introduce the downstream applications of PLMs in various classical tasks of the biomedical domain. Similar to the general domain, to evaluate the effectiveness and facilitate the research development of biomedical pre-trained language models, the Biomedical Language Understanding Evaluation (BLUE)

benchmark has been proposed in [177]. BLUE includes five text mining tasks in biomedical natural language processing, including sentence similarity, named entity recognition, relation extraction, text classification, and inference task. However, BLUE has some limitations. It does not include some important biomedical application tasks such as question answering and it mixes the applications of clinical data and biomedical literature. To improve it, [66] proposed a novel benchmark, the Biomedical Language Understanding & Reasoning Benchmark (BLURB). It includes named entity recognition (NER), evidence-based medical information extraction (PICO), relation extraction, sentence similarity, document classification, and question answering task. Moreover, there are works proposed the benchmark in other languages, such as chinese [289]. In the following, we will introduce the recent progress of PLMs on these tasks and other critical tasks in the biomedical domain.

## 5.1 Information Extraction

Information extraction plays a key role on automatically extracting structure biomedical information (entities, concepts, relations and events) from unstructured biomedical text data ranging from biomedical literature, electronic health record (EHR) to biomedical related social media corpus, etc. One can check a review in [254]. It plays an important role in the applications of intelligent healthcare such as clinical decision support, biocuration assistance and health monitoring et al. In the biomedical community, it generally refers to several important sub-tasks including named entity or concepts recognition, which aims to identify the common biomedical concept mentions or entity names (such as genes, drug names, adverse effects, metabolites and diseases et al) of biomedical texts, relation extraction which determines the relationships among biomedical entities, concepts and attributes, and event extraction. Similar to the general domain, learning methods for biomedical information extraction have been rapidly advanced based on the pre-trained language models in natural language processing recently. We will next introduce the methods progress based on the pre-trained language models in each sub-tasks.

*5.1.1 Named entity recognition.* Biomedical named entity recognition (BioNER) is a fundamental task in the information extraction of biomedical text data. Previous deep learning methods are generally based on the sequence labeling framework, in which the word features of texts are automatically extracted with deep learning methods such as the bidirectional long short-term memory (BiLSTM) and word embeddings, and then a classification layer based on the conditional random field (CRF) is trained to predict the entity tag of each word. Recently, inspired by the effectiveness of pre-trained language models in the various NLP tasks of the general domain, much work based on PLMs has been proposed for biomedical NER. In the latest, several biomedical pre-trained language models: BioBERT [120], BlueBERT [177], BioELMo [92] and SciBERT [16], have been proposed and achieved great performance in various NLP tasks including biomedical NER. They conducted continual pre-training based on the general domain pre-trained language models including BERT and ELMo with domain-specific datasets. The BioBert model used PubMed abstracts and PubMed Central full-text articles for further domain-specific pre-training, while the BlueBERT utilized the PubMed text and de-identified clinical notes from MIMIC-III. BioBERT is only trained on the general text and non-clinical biomedical text. To meet the requirement of the specialized clinical BERT models for clinical narratives (such as physician notes), Alsentze et al [10] proposed the public available clinical embedding trained on approximately 2 million clinical notes in the MIMIC-III v1.4 database. It proved that the clinical-specific contextual embeddings trained on the clinical notes are beneficial to improve the clinical NER task. Different from them, Sci-BERT constructed its own vocabulary and pre-trains from the scratch. It is directly pre-trained on the large scale of mixed domain datasets, in which 18% texts from the computer science domain and 82% texts from the biomedical domain. In the latest, Gu et

al [66] consisted that domain-specific pre-training from scratch is more effectiveness than domain-specific fine-tuning and mixed-domain pre-training like the aforementioned methods. They proposed the PubMedBERT model, which conducted the domain-specific pre-training from scratch with the pure biomedical domain dataset: PubMed texts. It has achieved better performance than aforementioned methods on several biomedical NLP tasks including the biomedical NER task. Yuan et al [283] proposed a biomedical pre-trained language model KeBioLM to explicitly incorporate the knowledge from the Unified Medical Language System (UMLS) knowledge bases, which outperforms other PLMs in the biomedical NER task. Similar to PubMedBERT, Shin et al [213] further presented a larger BioMegatron model trained on a larger biomedical domain corpus. It has achieved the state-of-the-art (SOTA) on standard biomedical NLP benchmarks, including the named entity recognition. For the BioNER task, these models generally add an LSTM or conditional random field (CRF) based token classification layer to predict the tag of each token, on top of the transformer structures of pre-trained language models.

Besides the biomedical pre-trained language models applied in various biomedical NLP tasks, there are also many works fine-tuning pre-trained language models for only the biomedical NER task. Singh et al [204] firstly investigated the pre-trained language model on improving the performance of biomedical NER. They proposed to make use of unlabeled data: the PubMed abstract dataset to pre-train the weights of NER model and then fine-tuned the model with the supervised NER training data. Zhu et al [298] trained a domain-specific ELMo model in the mixture data of clinical reports and relevant Wikipedia pages and then utilized it for the clinical concept extraction. Si et al [214] presented an analysis of advanced word embedding methods (including ELMO and BERT) and investigate their effects on clinical concept extraction tasks. Similar to [214], Sheikhshab et al [211] also investigated the context embeddings from the language model ELMo on improving the biomedical named entity recognition. Khan et al [102] presented a multi-task transformer-based neural architecture for slot tagging and applied it to the Biomedical domain (MT-BioNER). It utilized the BioBERT as the transformer encoder layer and the multiple data sets in the task-specific layers. With the development of general domain language models, Naseem [166] proposed an effective domain-specific language model bioALBERT trained on the biomedical domain corpora (PubMed abstracts and PMC full-text articles) for biomedical named entity recognition. Giorgi et al [63] proposed the end-to-end model for jointly extracting named entities and their relations using the pre-trained language model BERT. It achieved better performance in the biomedical NER task than [214] and BlueBERT. Gao et al [59] explored the effectiveness of transfer learning based on the pre-trained language models and semi-supervised self-training to improve the performance of biomedical NER with very limited labeled data. To save the memory and time consuming of domain adaption, Poerner et al [184] proposed to train Word2Vec on biomedical domain text and incorporated it into the general domain BERT to improve the performance of the biomedical NER task. Instead of treating the BioNER as the sequence labeling problem, Sun et al [227] proposed to consider the BioNER as the machine reading comprehension (MRC) problem based on BERT. Besides English, there is much work exploring the pre-trained language models on the BioNER of other languages, including Chinese [43, 90, 128, 129, 250, 270], Spanish [6, 75, 158], French [41], Korean [108], Russian [153], Arabic [23], Italian [28]. In Table 6, we summary the commonly used datasets in the BioNER task.

**5.1.2 Relation Extraction.** Biomedical relation extraction (BioRE) is also one of the fundamental tasks in the information extraction of biomedical texts. It aims to identify the relationship (semantic correlation) between biomedical entities mentioned (such as genes, proteins, and diseases) in texts, which has a variety of biomedical applications such as clinical outcomes prediction, protein structure prediction, and clinical diagnosis. It is generally be transformed into the classification problem, to predict the possible relation type of two identified entities in a given sentence. In the past

Table 6. Datasets used in the BioNER task.

Dataset	Language	Entity type	Text type	Text Genre	Size
BC5-chem [125]	English	Chemical	Abstract	PubMed	1,500
BC4-chem [114]	English	Chemical	Full text	PubMd	10,000
BC5-disease [125]	English	Disease	Abstract	PubMed	1,500
NCBI-disease [48]	English	Disease	Abstract	PubMed	793
i2b2 2010 [238]	English	Disease	Report	Clinical records	871
BC2GM [215]	English	Gene/Protein	Sentence	MEDLINE	20,000
JNLPBA [105]	English	Protein,DNA,RNA,cell line	Abstract	MEDLINE	2,404
LINNAEUS [61]	English	Species	Full text	PMC	100
Species-800 [173]	English	Species	Abstract	MEDLINE	800
EBM PICO [169]	English	Participants,interventions, outcomes	Abstract	PubMed	4,993
CCKS 2017 <sup>24</sup>	Chinese	Body,disease,symptom,test,treatment	Report	Clinical Records	400
CCKS 2018 <sup>25</sup>	Chinese	Anatomy,symptom,independent,drug,operation	Report	Clinical Records	1,000
PharmaCoNER [4]	Spanish	Protein,chemical	Report	Spanish Clinical Case Corpus	1,000
CANTEMIST [158]	Spanish	Tumor morphology	Report	Spanish Clinical Case Corpus	1,301
CAS [65]	French	Terms,negation,uncertainty	Clinical cases	PubMed	100

few years, deep neural networks including recurrent neural networks (RNNs), convolutional neural networks (CNNs), and graph neural networks (GNNs) have shown their effectiveness in the BioRE task, which are efficient to encode the semantic features of entities and sentences. They rely on labeled data to train the model. However, the annotated data is quite limited in the biomedical domain. In the latest, pre-trained language models have been widely explored in the BioRE. Compared with deep neural network-based methods, they are trained on a large scale of data, thus can capture more semantic information in the learned representations. In Table 7, we summarize the commonly used datasets in the BioRE task.

Wei et al. [256] conduct the first study to apply pre-trained language models on the clinical RE task. They investigated fine-tuned BERT on the clinical RE and combined additional BIO tag features. Similarly, Hafiane et al. [74] investigated two transfer learning strategies: frozen and fine-tuning to adapt BERT on the biomedical RE. Thillaisundaram et al [232] adapted the SciBERT to the BioRE via fine-tuning the representation of the classification token (CLS). However, it only utilized partial information of the last layer due to mainly fine-tuning the classification token. To further explore the potential of utilizing full information in the last layer to improve performance, Su et al [224] proposed to utilize the whole last layer when fine-tuning the BERT model on the BioRe task. To further learn more general representations of entities to improve the performance, Su et al. [223] propose to employ the constractive learning to improve the BERT model for biomedical relation extraction. Xue et al [270] proposed to fine-tune BERT for joint entity and relation extraction in Chinese medical text, which used the BERT as a shared encoder and the focused attention to fuse information of NER and RE task. Chen et al [34] combined BERT with the one-dimensional convolutional neural network (1d-CNN) to fine-tune the medical relation extraction. Lin et al [134, 135] investigated the BERT model on the clinical temporal relation extraction. Guan et al [68] investigated several pre-trained language models in predicting the relationships between clinical events and temporal expressions, including BERT, RoBERTa, ALBERT, XLNet, BioBERT, ClinicalBERT. They found that RoBERTa generally has the best performance. To make the biomedical relation extraction in the document with long-distance dependencies and complex semantics, Liu et al [142] proposed to use the pre-trained self-attention structure for biomedical relation extraction in the document level with the entity replacement method. In many real application scenarios, training the medical relation extraction model generally requires collecting and storing



Table 7. Datasets used in the BioRE task.

Dataset	Entity type	Text type	Relation Size
i2b2 2010 [238]	Medical problems-tests-treatments	Report	5,261
GAD [24]	Gene-disease	Abstract	5,330
EU-ADR [239]	Gene-disease	Abstract	355
DDI [82]	Drug-drug	Abstract,full text	4,701
CHEMPROT [115]	Protein-chemical	Abstract	10,031
BioC VI PM [47]	Protein-protein	Full text	1,629

privacy-sensitive data, which may conflict with privacy protection. To solve the problem, Sui et al [225] proposed a privacy-preserving medical relation extraction method FedED based on BERT and federated learning. Moreover, similar to BioNER, several advanced biomedical domain pre-trained language models as mentioned in the last section, such as BioBERT [120], BlueBERT [177], SciBERT [16], PubMedBERT [66], BioMegatron [213] have achieved great performance on the BioRE task. They typically adapt to the BioRE task with the extra binary classification layer (linear layer or MLP).

**5.1.3 Event Extraction.** Event extraction is another important task for mining structured knowledge from biomedical data. It aims to extract interactions between biological components (such as protein, gene, metabolic, drug, disease) and the consequences or effects of these interactions [11]. It has wide applications in biomedical ranging from supporting information retrieval, knowledge base enrichment, and pathway curation. The event generally consists of event triggers and their arguments (event participants). The triggers are signal words (generally verbs or nouns) to indicate the appearance and type of events. The arguments are biomedical entities. The events will finally be formulated to the graph structures, in which the triggers are connected with the appropriate argument along with the path. Commonly used datasets are summarized in Table 8.

Many efforts have been proposed to explore the application of pre-trained language models on biomedical event extraction recently. Trieu et al [234] proposed the neural nested event extraction model called DeepEventMine with the BERT based encoder, in which the task-specific layers are added on the top of BERT encoder to detect the nested entities and triggers, roles and nested events. Wadden et al [244] explored combining the BERT model and graph propagation on the event extraction of a variety domain including the biomedical domain, to capture both context information in the sentence and cross-sentence dependencies. They proved that the long-range dependencies captured by the graph propagation can improve the performance of the model-based BERT alone. Zhang et al [295] investigated transfer learning with the BERT model for Chinese clinical event detection. Moreover, there are works considering model the biomedical event extraction task as other NLP tasks. Ramponi et al [194] modeled the biomedical event extraction as the sequence labeling problem. They proposed the neural event extraction model called BEESL, which converted the event structures into the format of sequence labeling and utilized the BERT model as the encoder. Wang et al [251] proposed to formulate the biomedical event extraction as the multi-turn question answering problem and utilized the question answering system based on the domain-specific language model SciBERT to achieve great performance.

## 5.2 Text Classification

Text classification is an essential task in biomedical natural language processing. It aims to classify the biomedical texts into the pre-defined categories, which plays an important role in the statistical analysis, data management, retrieval of biomedical data. Compared with the general domain, text classification in the biomedical domain has more challenges

Table 8. Datasets used in the Biomedical event extraction.

Dataset	No. entities	No. triggers	No.relations	No.events
Cancer Genetics 2013 <sup>26</sup>	21,683	9,790	13,613	17,248
EPI 2011 [170]	16,675	2,035	3,416	2,453
GENIA 2011 [106]	22,673	10,210	14,840	13,560
GENIA 2013 [107]	12,725	4,676	7,045	6,016
Infectious Diseases 2011 [187]	12,788	2,155	2,621	2,779
Pathway Curation 2013 [186]	15,901	6,220	10,456	8,121
Multi-level event extraction [185]	8,291	5,554	7,588	6,677

Table 9. Datasets used in the biomedical text classification task.

Dataset	Label type	Text type	Data Size
HoC [77]	Multi-label	PubMed abstract	1852
MIMIC-III [95]	Multi-label	Discharge summaries	49785
LitCovid [73]	Multi-label	PubMed articles	23038
CORD-19 Test [73]	Multi-label	PubMed articles	100

such as data unbalancing, semantic ambiguity, and irregular data. Fine-tuning pre-trained language models on the biomedical text classification has attracted great attention recently, in which the commonly used biomedical text classification datasets are summarized in Table 9.

Gao et al [58] investigated several different ways of adapting BERT model on the clinical single-label and multi-label document classification. However, they found that the BERT or BioBERT model generally has equal or worse performance in the text classification of clinical data such as MIMIC-III clinical notes dataset, than a simple CNN model. They suggested that this is may because BERT or BioBERT models don't capture clinical domain knowledge due to trained on the general domain or biomedical literature datasets. Moreover, BERT model can not handle too long sentences which is longer than 512 tokens, which may influence the performance. Mascio et al [147] made a comprehensive analysis of the performance of various word representation methods (such as Bag-of-Words, Word2Vec, GloVe, FastText, BERT, BioBERT) and classification approaches (Bi-LSTM, RNN, CNN) on the electronic health records. They found that the contextual embeddings from BERT and BioBERT generally outperform the traditional embeddings, and the traditional deep neural networks Bi-LSTM enriched with appropriate entity information and specific domain embeddings have better performance than BERT and BioBERT. Guo et al [69] compared the performance of three transformer-based pre-trained language models RoBERTa-base, BERTweet, and Clinical BioBERT on 25 social media classification datasets, in which 6 datasets are biomedical related. They found that RoBERTa-base and BERTweet outperform Clinical BioBERT, in which RoBERTa-base can capture general text semantic characteristics, while BERTweet captures more domain knowledge. [73] also provided an analysis of traditional deep neural networks and fine-tuning pre-trained language models including BERT and BioBERT on the performance of multi-label document classification on the COVID-19 dataset: LitCovid. They found that BERT and BioBERT models have better performance than deep neural networks such as RNN, CNN and Bi-LSTM in the datasets. They also found that BioBERT outperforms BERT model due to domain-specific pre-training. Sont et al [219] proposed to use the character-level Bidirectional Encoder Representations from Transformers (Bert) model to enhance the text convolutional neural network, for the classification of traditional Chinese medicine cases.



Table 10. Datasets used in the biomedical sentence similarity task.

Dataset	Text type	Data Size
BIOSSES [216]	PubMed sentences	100
MedSTS [252]	Clinical report	174,629
MedSTS_ann [252]	Clinical report	1,068
n2c2/OHNLP [253]	Clinical report	1,642

### 5.3 Sentence Similarity

Capturing the semantic similarity of sentences plays an important role in the information extraction and text mining of biomedical data, which is beneficial for many biomedical applications and downstream tasks such as biomedical search, evidence sentence retrieval, classification and question answering. It is generally be formulated into the regression problem to predict the similarity score of each sentence pair. Recent works have focused on fine-tuning various pre-trained language models to this task.

Existing pre-trained language models in the biomedical domain and general domain such as BERT, RoBERTa, BioBERT, SciBERT, ClinicalBERT, BlueBERT, PubMedBERT, and BioMegatron have achieved great performance in the task, in which the BioMegatron yielded the best performance due to domain-specific pre-training and task-specific fine-tuning. However, these models are pre-trained for yielding embeddings in the token level with the contextual information. To better capture the semantic information at the sentence level, Chen et al [33] proposed the first pre-trained open set sentence embeddings in the biomedical domain, called BioSentVec, which is trained on over 30 million documents from both biomedical literatures such as PubMed and clinical notes such as the MIMIC- III Clinical Database. Compared with existing word embeddings and sentence encoder-based methods, it yields better performance on both sentence similarity and text classification tasks, due to better capture the sentence semantic. In [31], they empirically compared the performance of traditional deep learning methods such as random forest, RNN, CNN with the pre-trained models BERT and BioBERT, which shown that pre-trained language models are more effective in capture the sentence semantic due to pre-trained in large scale of corpora. Moreover, in [32], they further employed the pre-trained sentence embedding BioSentVec to improve the traditional deep learning models: random forest and the encoder network on finding similar sentences. Yang et al [278] explored three pre-trained models including BERT, XLNet, and RoBERTa for the clinical semantic textual similarity task, in which the XLNet achieves the best performance among three models. Li et al [131] proposed to integrate the BERT models and bidirectional recurrent neural network (Bi-RNN) to capture both contextual semantic and semantic textual similarity. The commonly used sentence similarity datasets are shown in Table 10.

### 5.4 Question Answering

Biomedical question answering (BioQA) is a very important task for the information retrieval and knowledge acquisition of the large amount of unstructured data, which can provide service for professionals in the biomedical domain such as doctors and also general users. It aims to extract or generate the natural language answers to the given questions. It is a challenging task due to the lack of large-scale annotated data. In the biomedical domain, annotating data generally requires domain expertise, this is time-consuming and expensive. To facilitate the development of the biomedical question answering, some competitions and datasets have been proposed such as BioASQ [235] and MEDIQA 2019<sup>27</sup>. Recently, motivated by the success of unsupervised pre-training models, the fine-tuning and transfer learning of

<sup>27</sup><https://sites.google.com/view/mediqa2019>

pre-trained language models have been widely explored in the task. Most of them are formulated into the machine reading comprehension approach, which focuses on predicting the text span of answers with the given questions and passages containing the answers.

Much effort has investigated the BERT and BioBERT on the question answering task of biomedical literature datasets. Yoon et al [281] applied the BioBERT to answer biomedical questions such as factoid, list, and yes-no type questions. To solve the problem of limited training data in the biomedical domain, they firstly fine-tune BioBERT on the general domain question answering datasets SQuAD and SQuAD 2.0, and then further fine-tune it on the task dataset: BioASQ. Instead of the general domain question answering dataset, Jeong et al [88] proposed to transfer the knowledge of natural language inference (NLI) with BioBERT to improve the performance. Inspired by the BioBERT, Chakraborty et al [30] proposed a biomedical domain pre-trained language model BioMedBERT for question answering (QA) and information retrieval tasks. BioMedBERT is based on the BERT model pre-trained on a large-scale biomedical literature dataset BREATHE. Kamath et al [99] compared the effectiveness of pre-trained models for machine-reading comprehension and question-answering in the general domain in fine-tuning the biomedical question answering task. They found that the question answering model fits better to the task. Du et al [52] utilized the BERT model as the encoder to improve the representations of the question and passage and then used the scaled dot-product attention mechanism to capture the interaction between them. However, these models can only extract a single span of passage as the answer and can not detect multiple spans of the passage when there are multiple answers for the question. To solve the problem, Yoon et al [280] reformulated the task as the sequence tagging problem to detect multiple entity spans simultaneously. They used the BioBERT as the encoder and concatenated the Sequence Tagging Layer including the linear layer, Bi-LSTM and Bi-LSTM+CRF to predicting the tag of each token. Zhou et al [297] utilized the BioBERT and interactive transformer model to both the recognizing question entailment and question answering task. Similarly, Akdemir et al [5] also explored multi-task learning to improve the performance of BioBERT on the BioQA task. They proposed the joint BioBERT based model for biomedical entity recognition and question answering. Some works tried to incorporate the domain knowledge such as biomedical named entities, into pre-trained language models. He et al [78] proposed to infuse the domain knowledge of disease into a series of pre-trained language models including BERT, BioBERT, SciBERT, ClinicalBERT, BlueBERT, and ALBERT, to improve their performance. Amherst et al [198] incorporated the medical entity information with entity embeddings and the auxiliary task on predicting the logical form of the question to improve the accuracy and generalization of the BERT model on answering questions. Kommaraju et al. [111] also introduced the extra biomedical named entities prediction task to support the BioBERT and SciBERT on Biomedical QA. To help the prevention of COVID-19, there are works [55, 119, 168, 199] build the question answering and information retrieval system based on BioBERT and BERT.

Besides methods for biomedical literature corpora, other works have been devoted to proposing question answering models to acquire knowledge from unstructured electronic health records (EHR). Soni and Roberts [220] investigated the performance of various pre-trained language models including BERT, BioBERT, ClinicalBERT and XLNet on the clinical question answering. They explored the fine-tuning methods with different datasets including datasets in the general domain, biomedical and clinical corpora. Mairittha [146] explored fine-tune BERT to construct the personalized EHR question answering system. The commonly used datasets in BioQA are summarized in the Table 11.

## 5.5 Dialogue Systems

Dialogue Systems (DSs) in the biomedical domain has attracted continuous attention due to the utility applications (e.g., virtual health consultants and therapists) [118]. The aim of the dialogue system is to produce a proper response in either

Table 11. Datasets used in the biomedical question answering task.

Dataset	Text type	Data Size
PubMedQA [93]	PubMed abstracts	1,000
BioASQ [167]	MEDLINE articles	885
CliCR [229]	Clinical case reports	100,000
emrQA [174]	Clinical notes	400,000
cMedQA [291]	Question-answer pair from online community	61,343
COVID-19 Questions [230]	Literature review	124

a selective [260, 293] or generative [141, 285, 294] way given a dialogue context for the biomedical goals of a user. The context includes historical utterances from users and systems, biomedical knowledge base, electronic health records of users, etc. The format of a response could be various, *e.g.*, a set of structured user goal data [257], a distribution of biomedical labels for diagnosis [137, 293] and natural language utterances [285]. For different types of contexts and responses, recent work focuses on end-to-end DS [268, 285] or parts of four typical DS modules, *i.e.*, Natural Language Understanding (NLU) [50, 212], Dialogue State Tracking (DST) [137, 257], Dialogue Policy Learning (DPL) [257, 266] and Natural Language Generation (NLG) [285].

Recently, PLMs are well-known for natural language modeling, but it is nontrivial to pre-train on task datasets that are biased on a specific domain [260]. Pre-training DS models in biomedical can be seen as a task-specific pre-training problem [72]. It involves two essential aspects, *i.e.*, biomedicine-domain adaptation and dialogue-task adaptation.

To adapt to the medical domain, the dominant solution is to pretrain a language model on a large-scale general/medical corpus and then fine-tune the model with a medical dialogue dataset. BERT-WWM and BERT-MED [274] first pre-train a BERT on Chinese Wikipedia and medical corpus, correspondingly, and then fine-tune on  $M^2$ -MedDialog dataset for understanding the intents and slots of patients. BioBERT and MIMIC-BERT [257] are pre-trained using MIMIC III dataset [214] and PubMed articles, respectively, followed by fine-tuning on MZ dataset for predicting diagnosis actions. Zeng et al. [285] pre-train Transformer, BERT-GPT, and GPT on dialog datasets and other large-scale texts, and then fine-tune models on the Chinese MedDialog dataset for generating clinically correct and human-like medical responses.

To adapt to DS tasks, the challenges are complex dialogue context modeling [176] and external knowledge (*e.g.*, knowledge base, user profiles) enrichment [175]. Naturally, PLMs are talented for those challenges because: (i) PLMs are based on transformer architecture, which can capture longer-term dependency for learning complex dialogues effectively and efficiently [81, 240]. Yan et al. [274] unify NLU, DPL, NLG tasks into one context-to-response generation framework and use pretrained GPT2 and MT5 to model complex context for generating responses. The empirical study proves the positive impact of PLMs on  $M^2$ -MedDialog dataset. (ii) PLMs can incorporate external knowledge by pretraining on large-scaled corpora in a general domain [97, 126]. Shi et al. [212] use a pretrained BERT as fixed features to get a well initialized word embedding from the aspect of transfer learning. DialoGPT [294] is pre-trained based on GPT-2 [190] with a large in-domain dialogue dataset, and is able to generate more relevant, informative and coherent responses. Li et al. [126] learn to pretrain language modeling objectives (*e.g.*, MLM and NSP) on a large-scale general corpus and then fine-tune on medical datasets with task-specific training objectives. Although recent studies have deployed PLMs models in medical DSs tasks, medical DS is still under-explored. So we summarize all available biomedical dialogue datasets in Table 12 for future research.

Table 12. Datasets used in the biomedical dialogue system tasks.

Dataset	Language	Domain	Evaluated Task	Text type	Number of dialogues
MZ [257]	English	Pediatrics	DPL	Discharge summaries	710
DX [268]	Chinese	Pediatrics	DPL	Patient-doctor dialogues & patient reports	527
RD [132]	Chinese	Pediatrics	DPL	Patient-doctor dialogues & patient reports	1,490
SD [132]	Chinese	9 domains	DPL	Patient-doctor dialogues & patient reports	30,000
CMDD [137]	Chinese	Pediatrics	NLU	Patient-doctor dialogues	2,067
SAT [49]	English	14 domains	NLU	Patient-doctor dialogues	2,950
MSL [212]	Chinese	Pediatrics	NLU	Patient-doctor dialogues	1,652
MIE [293]	Chinese	Cardiology	NLU	Patient-doctor dialogues	1,120
CovidDialog [276]	Chinese/English	COVID-19	NLG	Patient-doctor dialogues	1,088/603
MedDG [141]	Chinese	Gastroenterology	NLG	Patient-doctor dialogues	17,000
MedDialog [285]	Chinese/English	29 domains	NLG	Patient-doctor dialogues & patient reports	3,407,494/257,332
Chunyu [136]	Chinese	-	NLG	Patient-doctor dialogues	12,842
KaMed [123]	Chinese	12 domains	NLG	Patient-doctor dialogues	63,754
M <sup>2</sup> -MedDialog-base [274]	Chinese	30 domains	NLU&DPL&NLG	Patient-doctor dialogues & patient reports	1,557
M <sup>2</sup> -MedDialog-large [274]	Chinese	40 domains	NLG	Patient-doctor dialogues & patient reports	95,408

## 5.6 Text Summarizing

Automatic text summarizing is an efficient task to conduct information extraction and retrieval from an ever-growing amount of biomedical texts [159]. It aims to automatically summarize the key information of single or multiple documents with shorter and fluent texts, which greatly decreases the time-consuming of acquiring important information. Similar to the general domain, existing methods generally can be classified into two categories: extractive summarization methods and abstractive summarization methods. The former methods extract correlated sentences from given long documents and concatenate them into the final summary, while the latter methods generate new sentences based on the information of given long documents. Therefore, the extractive summarization generally is formulated into the binary classification, in which the model aims to predict the sentences whether be selected into the summary, while the abstractive summarization can be deemed as the conditional text generation problem.

Pre-trained language models have been well-explored on text summarizing of the general domain. To explore the advanced pre-trained language models in the text summarizing of biomedical domain, the domain knowledge is incorporated by existing methods via domain fine-tuning. For biomedical extractive summarization, Du et al [51] proposed a novel model BioBERTSum, which used the domain-aware pre-trained language model as the encoder and then fine-tune it on the biomedical extractive summarization task. Gharebagh et al [62] utilized the domain knowledge-the salient medical ontological terms to help the content selection of the SciBERT based clinical abstractive summarization model. Moradi et al [160] proposed the unsupervised extractive summarization for biomedical extractive summarization. They proposed to use the hierarchical clustering algorithm to group the contextual embeddings of sentences based on the BERT encoder and select the most informative sentences from each group to generate the final summary. Padmakumar et al [172] also proposed an unsupervised extractive summarization model, which used the GPT-2 to encode the sentences and the pointwise mutual information (PMI) to calculate the semantic similarity between sentences and documents. The proposed method has better performance than other similarity-based models on the medical journal dataset. Kanwal et al [100] proposed to fine-tune the BERT model on the International Classification of Diseases (ICD-9) labeled MIMIC-III discharge notes for the extractive summarization of electronic health records. For abstractive summarization, Wallace et al [245] utilized the Bidirectional and Auto-Regressive Transformers (BART) as

Table 13. Datasets used in the biomedical text summarization.

Dataset	Text type	Summarization type	Data Size
COVID-19 [249]	Biomedical literature	Single document	-
MS <sup>2</sup> [46]	Biomedical literature	Multi-document	470,402
CDSR [70]	Biomedical literature	Single document	7,805
RCT [245]	Clinical trials	Multi-document	4,528
PubMed [36]	Biomedical literature	Single document	215,000

the encoder for generating biomedical evidence summary of multiple clinical trials. For advancing multi-document summarization of biomedical literature, Deyoung et al [46] released a novel dataset of multi-document summarization on medical studies called *MS<sup>2</sup>*, which contains over 470k documents and 20K summaries derived from the biomedical scientific literature. They also investigated the BART model on the proposed dataset and achieved promising results. To facilitate the development of methods for generating plain summaries toward the general public, Guo et al [70] proposed a novel task of plain language summarization task on the biomedical scientific reviews, and construct a novel dataset that contains 7805 high-quality abstract pairs. They explored the BART model for both extractive and abstractive summarization of the dataset, which was further pre-trained on general domain dataset CNN/DM and in-domain dataset PubMed and achieved the best performance.

For the information acquisition of COVID-19 related scientific literature, Kieuvongngam et al [104] proposed the BERT and GPT-2 based model for both extractive and abstractive summarization of COVID-19 research literature. There are also works to build the multi-document summarization system for the information retrieval of COVID-19 research literature with the Siamese-BERT [55], BioBERT and XLNet [44]. Besides biomedical literature and EHR, there are works that proposed BERT-based summarization methods [218] toward the understanding of the medical conversation between patients and doctors.

### 5.7 Natural Language Inference

Natural language inference (NLI, also known as the text entailment) is a basic task for the natural language understanding of biomedical texts. It aims to infer the relation such as entailment, neutral and contradiction, between two sentences, named as the premise and hypothesis, which can further benefit biomedical downstream tasks such as commonsense comprehension, question answering and evidence inference. In the task, the common neural network model is based on sentence pair modeling, which encodes the premise and hypothesis sentences with various neural networks and then classifies the relation between them with the softmax classifier layer.

Similar to other tasks, pre-trained language models in the biomedical domain including BioELMo [92] and BlueBERT [177], have shown their effectiveness in the task via task-guided fine-tuning. To facilitate the development of methods for text inference and entailment in the medical domain, the MEDIQA 2019 shared task [3] was organized, in which many participants investigated the SciBERT, BioBERT, and ClinicalBERT in the medical NLI task. Moreover, some works make efforts on incorporating the domain knowledge to improve PLMs on the biomedical NLI. Sharma et al [210] incorporated the embedding of knowledge graph (UMLS) in the biomedical domain into the BioELMo to improve its performance. Yadav et al [272] a novel framework Sem-KGN for the medical textual entailment task, which infused the medical entity information from the medical knowledge bases into the BERT model. He et al [78] proposed to infuse the domain knowledge of disease into a series of pre-trained language models including BERT, BioBERT, SciBERT, ClinicalBERT, BlueBERT, and ALBERT, to improve their performance in the question answering, medical inference, and

Table 14. Datasets used in the biomedical natural language inference.

Dataset	Text type	Relation Type	Data Size
MedNLI [201]	Clinical notes	Entailment, contradiction, or neutral	14,049
MEDIQA-RQE [1]	Consumer health questions	Entailment, contradiction	9,120
CMFAQ [299]	Consumer health questions	Entailment, contradiction	53,822

disease name recognition task. Zhu et al [299] utilized the neural architecture search (NAS) to automatically find a better transformer structure of the Chinese BERT-wwm-ext model [42] for better medical query understanding.

## 5.8 Biomedical applications for Proteins/DNAs

In this section, we only list some applications that have been well-investigated or potential, although there are much bigger spaces in biomedical domains to make use of PLMs.

**5.8.1 Protein structure predictions.** Proteins are essential to life, and knowing their structure can facilitate our understanding of their function. However, structure of only a small fraction of proteins is known [96]. Predicting 3D structure of a protein is based solely on its amino acid sequence, a.k.a, ‘protein folding problem’ [12]. To evaluate protein structure predictions, CASP (Critical Assessment of Structure Prediction) uses proteins with recently solved structures that have not been deposited in the PDB or publicly disclosed; it therefore is a blind test for the participators, which is the gold-standard assessment for protein structure predictions [116, 162]. In CASP14, AlphaFold 2 [96], a model designed by DeepMind achieves much more better performance than other participating methods (e.g. template-based methods). The authors claims that AlphaFold 2 could provide precise estimates and it could be confidently used for protein structure predictions with high reliability. However, predictions of existing methods including the AlphaFold 2 are more family-specific than protein-specific, and rely on the evolutionary information captured in multiple sequence alignments (MSAs). To solve these issues, Weißenow [258] proposed to use the attention head from the pre-trained protein language model ProtT5 without MSAs. Recently, Sturmfels et al [222] presented a new biologically-informed pre-training task: predicting protein profiles derived from multiple sequence alignments, which can improve the downstream protein structure prediction task.

**5.8.2 DNA related applications.** There are few work in DNA pre-training, among which DNABERT [85] is the representative one. DNABERT claims that ‘DNABERT could 1) effectively predicts proximal and core promoter regions; 2) accurately identifies transcription factor binding sites; 3) allows visualization of important regions, contexts and sequence motifs; 4) identifying functional genetic variants with DNABERT; 5) substantially enhances performance and generalizes to other organisms.’

## 5.9 Related Venues for biomedical pre-trained Language Models

To facilitate the technological developments on biomedical text mining, many shared tasks and competitions are organized since several years ago, which focus on various important tasks in the biomedical domain.

- **BioNLP workshop.** The BioNLP workshop<sup>28</sup> has been organized for 20 years and continually promoted the development of the biomedical domain, in which the community proposed a series of shared tasks and benchmark datasets. In BioNLP 2019, the BioNLP Open Shared Tasks (BioNLP-OST) 2019 [94] and the MEDIQA 2019 Shared

<sup>28</sup><https://aclweb.org/aclwiki/SIGBIOMED>

Task [3] were organized. The BioNLP-OST 2019 proposed six tasks, including the information extraction on the bacterial biotopes and phenotypes, event extraction of genetic and molecular mechanisms, pharmacological substances, compounds and proteins named entity recognition, integrated structure, semantics and coreference task, concept extraction for drug repurposing, and the information retrieval task for neuroscience. The MEDIQA 2019 aims to explore the method development on the natural language inference (NLI), recognizing question entailment (RQE), and question answering (QA) in the medical domain. In bioNLP 2021, the MEDIQA 2021 [2] shared tasks were organized to address three tasks related to the summarization of medical documents, including the question summarization task, the multi-answer summarization task, and the radiology report summarization task.

- **BioNLP-OST.** The BioNLP Open Shared Tasks (BioNLP-OST)<sup>29</sup> has been proposed since 2009 and was motivated to facilitate the development and sharing of methods on various tasks of the biomedical text mining. It is organized every two years and organized at different conferences such as BioNLP and EMNLP. The latest BioNLP-OST 2019 is organized at the BioNLP 2019 as introduced aforementioned.
- **BioASQ.** The BioASQ<sup>30</sup> organizes workshops and challenges on biomedical semantic indexing and question answering. It is held annually since 2013. In BioASQ 2019, the large-scale biomedical semantic indexing task, the biomedical information retrieval and question answering task, and corresponding benchmark datasets are proposed.
- **BioCreAtIvE.** The Critical Assessment of Information Extraction systems in Biology (BioCreAtIvE)<sup>31</sup> organized challenge evaluations for the text mining and information extraction method on the biological domain since 2004. In the latest BioCreative VII Challenge, proposed five tracks, in which two tracks are related to the COVID-19, including the text mining and multi-label topic classification.
- **eHealth-KD.** The eHealth-KD<sup>32</sup> organizes challenges on the structure knowledge extraction of eHealth documents in the Spanish Language. The eHealth-KD Challenge 2019 proposed the key phrases identification and classification task, and the semantic relations detection task.
- **#SMM4H.** The Social Media Mining for Health Applications (#SMM4H)<sup>33</sup> held workshops and shared tasks related to natural language processing challenges in social media data for health research since 2015 annually. The shared tasks in the #SMM4H '21 involve the information processing methods on Twitter related to COVID-19, self-report of breast cancer, adverse effect mentions, medication regimen, and adverse pregnancy outcomes.

Moreover, there are some challenges proposed recently, such as the COVID-19 Open Research Dataset Challenge (CORD-19)<sup>34</sup> in response to the COVID-19 pandemic, EHR DREAM Challenge<sup>35</sup> proposed in October 2019 and focusing on using electronic health record data to predict patient mortality, and ICLR 2021 workshop<sup>36</sup> devoting to propose machine learning methods for preventing and combating pandemics. Since the continual development of pre-trained language models from 2018, in recently organized challenges, most participants proposed pre-trained language model-based methods for different tasks.

<sup>29</sup><https://2019.bionlp-ost.org/home>

<sup>30</sup><http://bioasq.org>

<sup>31</sup><https://biocreative.bioinformatics.udel.edu>

<sup>32</sup><https://knowledge-learning.github.io/ehealthkd-2019/>

<sup>33</sup><https://healthlanguageprocessing.org/smm4h-2021/>

<sup>34</sup><https://www.kaggle.com/allen-institute-for-ai/CORD-19-research-challenge>

<sup>35</sup><https://www.synapse.org/#!/Synapse:syn18405991/wiki/589657>

<sup>36</sup><https://mlpcp21.github.io/pages/challenge>



## 6 DISCUSSIONS

### 6.1 Limitations and Concerns

In this subsection, we will mainly discuss the limitations of biomedical pre-trained language models and raise some concerns about them.

*Misinformation.* The training corpora consist of EHR and social media may include wrong information. Thus, pre-trained language models pre-trained on them may convey some misinformation. Furthermore, the biomedical domain itself may have mis-classified disease definitions during its development process. Misinformation has become much more serious in the biomedical domain than general domain, since this may lead to some fatal consequences during biomedical decision-making. However, researchers must be aware of the complexity of routinely collected electronic health records, including ways to manage variable completeness. We believe that the predictions from pre-trained language models should be artificially calibrated by biomedical experts before it is used by end-users like the patients or the public.

*Interpretation issues.* Along with the power of neural networks, there is a growing concern about the interpretability of deep neural networks (DNNs). While in the biomedical domain, the consequence of bad decisions/predictions may be deadly, thus a well-interpreted model is more crucial. The interpretation in the biomedical domain may come from two aspects: (1) biomedical models should be easily understood and the predictions could be simulated from the raw input, (2) a (textual) reason should be provided for each prediction. The basic example of the former (a.k.a, transparency [138]) is decision trees that could clearly illustrate the decision path. However, such a transparency goal is hardly achieved in modern natural language processing especially with pre-trained language models. More efforts could be made for the latter, one has to find some textual explanation for each prediction/decision, based on what doctors and patients could make their own decisions.

*Identifying causalities from correlations.* Similar to interpretability, causality may provide the underlying explanation of the model decisions. Causality is crucial in many tasks of biomedical knowledge, e.g., diagnosis, pathology, or systems biology. Causal associations between biological entities, events, and processes are central to most claims of interest, see an early review from [110]. With automatic causality recognition, it could suggest possible causal connections that may be beneficial for biomedical decisions, which hence greatly reduces the human workload [154].

*Trade off between coverage or quality?* There is not large-scaled and high-quality training corpora in the biomedical domain. This means one has to sacrifice its coverage to obtain a high-quality vertical application, or train a general model with large-scaled yet low-quality corpora. Pre-trained language models typically consist of many transformer layers that have many parameters, which usually requires a massive amount of plain text. This may lead to a general model with great coverage, but a smaller proportion of high-quality expert knowledge.

*Heterogeneous training data.* For biomedical understandings, there is heterogeneous information including tables, figures, graphs (fMRI), etc. For example, tables and numbers are crucial in scientific literature. But most PLMs are unable to interpret tables and numbers well. To deeply capture the information in these heterogeneous data, both in-depth data preprocessing and model adaption may be needed. Especially, multi-domain pre-trained language models in biomedical should be paid much more attention.



*Ethics and bias.* With the rapid development of AI systems and applications in industrial products, it should be aware that they should not introduce any bias for a special groups or populations [148], and some of efforts were taken in the NLP field [20, 60, 228, 296]. This become more crucial in these sensitive environments in the biomedical domain that involves life-changing decisions, like surgery [203]. It should ensure that the decisions cannot reflect discriminatory or biased behavior toward specific groups or certain populations. In the domain of pre-trained language models, the ethics and bias issues has been quantified by a few works. [287] quantifies biases in clinical contextual word embeddings. The reason behind may due to the training itself is biased with respect to various attributes like gender, language, race, age, ethnicity, and marital status. For example, in the MIMIC-III dataset [95], one can find: 1) gender bias: males have more heart disease than females, and 2) ethnicity bias: black patients have fewer clinical studies than other groups [97]. Considering the complexity of directly reducing biases in training corpora, existing works explore to identify bias by adversarial training [287] or data augmentation [156].

*Privacy.* Although most corpora used in biomedical pre-training like scientific publications and social medical are open-access. Some EHRs are private since some organizations do not want to expose their data. Clinical records may contain patient visits and medical history. Such sensitive data should not be exposed as it may harm the patients physically or mentally [165]. Although sensitive information in EHR records (like MIMIC III) is de-identified before sharing for research purposes. It is possible to recover sensitive patient information from the de-identified medical records. Recent works showed that there is data leakage from pre-trained models in the general domain *i.e.*, it is possible to recover personal information present in the pre-training corpora [121]. Due to data leakage, the models pre-trained on proprietary corpora, cannot be released publicly. Recently, Nakamura et al [165] proposed KART framework which can conduct various attacks to assess the leakage of sensitive information from pre-trained biomedical language models. Also, the federated learning [127, 275] framework may help when different organizations and end users could collaboratively learn a shared prediction model while keeping all the training data on a private side.

## 6.2 Future trends

We further suggest some future trends in this subsection.

*Standardized benchmark.* In general NLP fields, evaluation criteria and standard benchmarks are a driving force for the NLP community. For example, BERT [45] were widely accepted in benchmarks [192, 246] that makes it spread to various tasks in NLP. On the other hand, lacking effective evaluation criterion is one of the bottlenecks of text generations [29]. In the biomedical domain, various pre-trained models and their fine-tuning applications have been proposed (as introduced in Sec. 4 and Sec. 5). However, they are generally not well-compared. Although a few efforts have been done to standardize benchmarks for biomedical pre-trained models, which includes but not limits to [67, 288]. This becomes much more difficult in the cross-discipline domain like biomedical domain since papers are usually from different communities like informatics, medicine, and computer science. An open standardized and well-categorized benchmark (like in [122]) should be proposed to make use of the advantages of each work and collaboratively push the development of biomedical NLP. This survey is the first step to introduce the biomedical pre-trained language models and their applications in downstream tasks. More efforts are expected to be done to design fine-grained taxonomy and define each SOTA approach in various applications, based on what incremental work could be better evaluated.

*Open culture.* In general NLP fields, a lot of effort is done to make better-available resources, including open-source resources (released training data and models), fairly-implemented approaches. Open culture makes researchers could

easily contribute to the community. For example, the NLP community has been largely developed thanks to the model collections [56, 262]. Most accepted papers in top conferences tend to release codes, models, and data. Biomedical NLP fields also benefit a lot from such open culture and standard systematic evaluations. For instance, pre-trained models in Huggingface<sup>37</sup> largely fascinated their applications in the biomedical domain.

*Efficiency on pre-trained language models.* Compared to previous SOTA methods training from scratch based on neural networks such as LSTM or CNN, before Transformer, pre-trained language models are much bigger in terms of model scale and much slower due to the increasing of parameters. This is more expensive for deployment that requires more computing resources. One may have to refer to [231] for efficient transformers. For example, current work explores quantization [14, 292], weights pruning [85], and knowledge distillation [91, 205] for BERT. Therefore, in biomedical domain, pre-training language models with lower computation complexity is a direction needed to be pay more attention.

*Generation based PLMs is under-investigated.* Most works focused on encoder-based models, a few work is encoder-based or encoder-decoder based. This may be due to that classification tasks may be widely used in downstream biomedical tasks. Very recently, [113] proposes GPT models using temporal electronic health records and [183] trained a T5 based biomedical pre-trained model. We believe that generation based PLMs have a great potential in biomedical domain but it is currently under-investigated. We expect that more work will be done in generation based pre-trained language models like GPT, T5, and BART.

*Few-shot learning.* [180] evaluates the few-shot ability of LMs when held-out examples are unavailable for choosing hyperparameters or prompts and finds that LMs do not perform well compared to random selection and under-perform selection based on held-out examples. In other words, previous methods overestimate the few-shot capability of LMs based on more realistic settings. This might be even worse for biomedical LMs.

*In non-English or low-resource language.* Most works in biomedical pre-trained language models are with English corpora, and a few about Chinese [289], German [25], Japanese [101, 243], Spanish [6, 7, 144, 158], Korean [108], Russian [237], Italian [28], Arabic [13, 23], French [41], Portuguese [206, 207] etc. For the non-English biomedical tasks, there are two mainstream solutions: a single non-English language paradigm and a multi-linguistic paradigm. The former uses a single language, while the latter uses multiple languages. The multi-linguistic paradigm could be more beneficial for low-resource, since biomedical knowledge itself is language-independent and information in a second language could be complementary.

*Multi-modal pre-training.* Multi-modal pre-training [189, 193] has attracted much attention in image classification and generation tasks, because it only needs cheap but large-scale publicly-available online resources. This shows great potential in machine learning since less human annotation is needed. It is expected that various modalities could provide complementary information. Making use of biomedical codes, medical images, waveforms, and genomics in pre-training models would be beneficial but challenging due to its multi-modal nature.

*Injecting biomedical knowledge in pre-trained language model.* Before the pre-training age, some works [182] have explored injecting medical knowledge into embeddings that provides potentially better machine learning features. Recently, existing work claims that pre-trained language models could be a soft knowledge base that captures knowledge.

<sup>37</sup><https://huggingface.co/>

Despite this, [40, 269] also tried to explicitly inject knowledge into pre-trained language models. In the biomedical domain which is knowledge-intensive, knowledge-injected models could have great potential in the future. For example, [152] integrates domain knowledge (*i.e.*, Unified Medical Language System (UMLS) Metathesaurus) in pre-training via a knowledge augmentation strategy.

*Interpretability in biomedical PLMs.* Neural networks were criticized to have limited interpretability. Pre-trained language models are typically huge neural network models, which is more challenging in terms of interpretability. One may expect to understand the working mechanism related to the medical characteristics in pre-trained language models. For example, probing pre-trained language models have been widely used to understand pre-trained language models, see [112, 133, 242, 265]. For biomedical pre-trained language models, [8] aim to evaluate pre-trained language models about the disease knowledge. [241] exhaustively analyzing attention in protein Transformer models, providing many interesting findings to better understand the working mechanisms. [92] conducts some probing experiments to determine what additional information is carried intrinsically by BioELMo and BioBERT. We believe that more efforts are expected for interpretability in biomedical PLMs.

## 7 CONCLUSION

This paper systematically summarizes recent advances of pre-trained language models in biomedical domain, including background, why and how pre-trained language models are used in the biomedical domain, existing biomedical pre-trained language models, data sources in the biomedical domain, application of pre-trained language models in various biomedical downstream tasks. Furthermore, we also discuss some limitations and future trends. Finally, we expect that the great of pre-trained language model in the general NLP domain could also help the specific biomedical domain.

## REFERENCES

- [1] Asma Ben Abacha and Dina Demner-Fushman. 2016. Recognizing question entailment for medical question answering. In *AMIA Annual Symposium Proceedings*, Vol. 2016. American Medical Informatics Association, 310.
- [2] Asma Ben Abacha, Yassine M'rabet, Yuhao Zhang, Chaitanya Shivade, Curtis Langlotz, and Dina Demner-Fushman. 2021. Overview of the mediqua 2021 shared task on summarization in the medical domain. In *Workshop on Biomedical Language Processing*. 74–85.
- [3] Asma Ben Abacha, Chaitanya Shivade, and Dina Demner-Fushman. 2019. Overview of the mediqua 2019 shared task on textual inference, question entailment and question answering. In *BioNLP Workshop and Shared Task*. 370–379.
- [4] Aitor Gonzalez Agirre, Montserrat Marimon, Ander Intxaurre, Obdulia Rabal, Marta Villegas, and Martin Krallinger. 2019. Pharmaconer: pharmacological substances, compounds and proteins named entity recognition track. In *Workshop on BioNLP Open Shared Tasks*. 1–10.
- [5] Arda Akdemir and Tetsuo Shibuya. 2020. Transfer learning for biomedical question answering. (2020).
- [6] Liliya Akhtyamova. 2020. Named entity recognition in spanish biomedical literature: short review and bert model. In *FRUCT*. IEEE, 1–7.
- [7] Liliya Akhtyamova, Paloma Martínez, Karin Verspoor, and John Cardiff. 2020. Testing contextualized word embeddings to improve ner in spanish clinical case narratives. *IEEE Access* 8 (2020), 164717–164726.
- [8] Israa Alghanmi, Luis Espinosa-Anke, and Steven Schockaert. 2021. Probing pre-trained language models for disease knowledge. *arXiv preprint arXiv:2106.07285* (2021).
- [9] Ethan C Alley, Grigory Khimulya, Surojit Biswas, Mohammed AlQuraishi, and George M Church. 2019. Unified rational protein engineering with sequence-only deep representation learning. *bioRxiv* (2019), 589333.
- [10] Emily Alsentzer, John R. Murphy, Willie Boag, Wei-Hung Weng, Di Jin, Tristan Naumann, and Matthew B. A. McDermott. 2019. Publicly Available Clinical Bert embeddings. *CoRR abs/1904.03323* (2019). arXiv:1904.03323 <http://arxiv.org/abs/1904.03323>
- [11] Sophia Ananiadou, Sampo Pyysalo, Jun'ichi Tsujii, and Douglas B Kell. 2010. Event extraction for systems biology by text mining the literature. *Trends in biotechnology* 28, 7 (2010), 381–390.
- [12] Christian B Anfinsen. 1973. Principles that govern the folding of protein chains. *Science* 181, 4096 (1973), 223–230.
- [13] Wissam Antoun, Fady Baly, and Hazem Hajj. 2020. Arabert: transformer-based model for arabic language understanding. *arXiv preprint arXiv:2003.00104* (2020).
- [14] Haoli Bai, Wei Zhang, Lu Hou, Lifeng Shang, Jing Jin, Xin Jiang, Qun Liu, Michael Lyu, and Irwin King. 2020. Binarybert: pushing the limit of bert quantization. *arXiv:2012.15701* [cs.CL]

- [15] Marco Basaldella, Fangyu Liu, Ehsan Shareghi, and Nigel Collier. 2020. Cometa: a corpus for medical entity linking in the social media. *arXiv preprint arXiv:2010.03295* (2020).
- [16] Iz Beltagy, Kyle Lo, and Arman Cohan. 2019. SciBERT: A pretrained language model for scientific text. In *EMNLP-IJCNLP*, Kentaro Inui, Jing Jiang, Vincent Ng, and Xiaojun Wan (Eds.). Association for Computational Linguistics, 3613–3618. <https://doi.org/10.18653/v1/D19-1371>
- [17] Yoshua Bengio, Réjean Ducharme, Pascal Vincent, and Christian Jauvin. 2003. A neural probabilistic language model. *Journal of machine learning research* 3, Feb (2003), 1137–1155.
- [18] Tristan Bepler and Bonnie Berger. 2018. Learning protein sequence embeddings using information from structure. In *ICLR*.
- [19] Tristan Bepler and Bonnie Berger. 2019. Learning protein sequence embeddings using information from structure. *arXiv preprint arXiv:1902.08661* (2019).
- [20] Su Lin Blodgett, Solon Barocas, Hal Daumé III, and Hanna Wallach. 2020. Language (technology) is power: a critical survey of “bias” in nlp. *arXiv preprint arXiv:2005.14050* (2020).
- [21] Olivier Bodenreider. 2004. The unified medical language system (umls): integrating biomedical terminology. *Nucleic acids research* 32, suppl\_1 (2004), D267–D270.
- [22] Rishi Bommasani, Drew A. Hudson, Ehsan Adeli, Russ Altman, Simran Arora, Sydney von Arx, Michael S. Bernstein, Jeannette Bohg, Antoine Bosselut, Emma Brunskill, Erik Brynjolfsson, Shyamal Buch, Dallas Card, Rodrigo Castellon, Niladri Chatterji, Annie Chen, Kathleen Creel, Jared Quincy Davis, Dora Demszky, Chris Donahue, Moussa Doumbouya, Esin Durmus, Stefano Ermon, John Etchemendy, Kawin Ethayarajh, Li Fei-Fei, Chelsea Finn, Trevor Gale, Lauren Gillespie, Karan Goel, Noah Goodman, Shelby Grossman, Neel Guha, Tatsunori Hashimoto, Peter Henderson, John Hewitt, Daniel E. Ho, Jenny Hong, Kyle Hsu, Jing Huang, Thomas Icard, Saahil Jain, Dan Jurafsky, Pratyusha Kalluri, Siddharth Karamcheti, Geoff Keeling, Fereshte Khani, Omar Khattab, Pang Wei Kohd, Mark Krass, Ranjay Krishna, Rohith Kuditipudi, Ananya Kumar, Faisal Ladhak, Mina Lee, Tony Lee, Jure Leskovec, Isabelle Levent, Xiang Lisa Li, Xuechen Li, Tengyu Ma, Ali Malik, Christopher D. Manning, Suvir Mirchandani, Eric Mitchell, Zanele Munyikwa, Suraj Nair, Avani Narayan, Deepak Narayanan, Ben Newman, Allen Nie, Juan Carlos Niebles, Hamed Nilforoshan, Julian Nyarko, Giray Ogut, Laurel Orr, Isabel Papadimitriou, Joon Sung Park, Chris Piech, Eva Portelance, Christopher Potts, Aditi Raghunathan, Rob Reich, Hongyu Ren, Frieda Rong, Yusuf Roohani, Camilo Ruiz, Jack Ryan, Christopher Ré, Dorsa Sadigh, Shiori Sagawa, Keshav Santhanam, Andy Shih, Krishnan Srinivasan, Alex Tamkin, Rohan Taori, Armin W. Thomas, Florian Tramèr, Rose E. Wang, William Wang, Bohan Wu, Jiajun Wu, Yuhuai Wu, Sang Michael Xie, Michihiro Yasunaga, Jiaxuan You, Matei Zaharia, Michael Zhang, Tianyi Zhang, Xikun Zhang, Yuhui Zhang, Lucia Zheng, Kaitlyn Zhou, and Percy Liang. 2021. On the opportunities and risks of foundation models. *arXiv:2108.07258* [cs.LG]
- [23] Nada Boudjellal, Huaping Zhang, Asif Khan, Arshad Ahmad, Rashid Naseem, Jianyun Shang, and Lin Dai. 2021. Abioner: a bert-based model for arabic biomedical named-entity recognition. *Complexity* 2021 (2021).
- [24] Alex Bravo, Janet Piñero, Núria Queralt-Rosinach, Michael Rautschka, and Laura I Furlong. 2015. Extraction of relations between genes and diseases from text and large-scale data analysis: implications for translational research. *BMC bioinformatics* 16, 1 (2015), 1–17.
- [25] Keno K Bressen, Lisa C Adams, Robert A Gaudin, Daniel Tröltzsch, Bernd Hamm, Marcus R Makowski, Chan-Yong Schüle, Janis L Vahldiek, and Stefan M Niehues. 2020. Highly accurate classification of chest radiographic reports using a deep learning natural language model pre-trained on 3.8 million text reports. *Bioinformatics* 36, 21 (2020), 5255–5261.
- [26] Eric Brochu, Vlad M Cora, and Nando De Freitas. 2010. A tutorial on bayesian optimization of expensive cost functions, with application to active user modeling and hierarchical reinforcement learning. *arXiv preprint arXiv:1012.2599* (2010).
- [27] Tom B Brown, Benjamin Mann, Nick Ryder, Melanie Subbiah, Jared Kaplan, Prafulla Dhariwal, Arvind Neelakantan, Pranav Shyam, Girish Sastry, Amanda Askell, et al. 2020. Language models are few-shot learners. *arXiv preprint arXiv:2005.14165* (2020).
- [28] Rosario Catelli, Francesco Gargiulo, Valentina Casola, Giuseppe De Pietro, Hamido Fujita, and Massimo Esposito. 2020. Crosslingual named entity recognition for clinical de-identification applied to a covid-19 italian data set. *Applied Soft Computing* 97 (2020), 106779.
- [29] Asli Celikyilmaz, Elizabeth Clark, and Jianfeng Gao. 2020. Evaluation of text generation: a survey. *arXiv preprint arXiv:2006.14799* (2020).
- [30] Souradip Chakraborty, Ekaba Bisong, Shweta Bhatt, Thomas Wagner, Riley Elliott, and Francesco Mosconi. 2020. Biomedbert: a pre-trained biomedical language model for qa and ir. In *ICCL*. 669–679.
- [31] Qingyu Chen, Jingcheng Du, Sun Kim, W John Wilbur, and Zhiyong Lu. 2019. Evaluation of five sentence similarity models on electronic medical records. In *ACM-BCB*. 533–533.
- [32] Qingyu Chen, Jingcheng Du, Sun Kim, W John Wilbur, and Zhiyong Lu. 2020. Deep learning with sentence embeddings pre-trained on biomedical corpora improves the performance of finding similar sentences in electronic medical records. *BMC medical informatics and decision making* 20 (2020), 1–10.
- [33] Qingyu Chen, Yifan Peng, and Zhiyong Lu. 2019. Biosentvec: creating sentence embeddings for biomedical texts. In *ICHI*. IEEE, 1–5.
- [34] Tao Chen, Mingfen Wu, and Hexi Li. 2019. A general approach for improving deep learning-based medical relation extraction using a pre-trained model and fine-tuning. *Database* 2019 (2019).
- [35] Kevin Clark, Minh-Thang Luong, Quoc V. Le, and Christopher D. Manning. 2020. Electra: pre-training text encoders as discriminators rather than generators. *arXiv:2003.10555* [cs.CL]
- [36] Arman Cohan, Franck Dernoncourt, Doo Soon Kim, Trung Bui, Seokhwan Kim, Walter Chang, and Nazli Goharian. 2018. A discourse-aware attention model for abstractive summarization of long documents. In *NAACL-HLT*. 615–621.
- [37] Aaron M Cohen and William R Hersh. 2005. A survey of current work in biomedical text mining. *Briefings in bioinformatics* 6, 1 (2005), 57–71.

- [38] Jacques Cohen. 2004. Bioinformatics—an introduction for computer scientists. *ACM Computing Surveys (CSUR)* 36, 2 (June 2004), 122–158. <https://doi.org/10.1145/1031120.1031122>
- [39] Kevin Bretonnel Cohen and Dina Demner-Fushman. 2014. *Biomedical natural language processing*. Vol. 11. John Benjamins Publishing Company.
- [40] Pedro Colon-Hernandez, Catherine Havasi, Jason Alonso, Matthew Huggins, and Cynthia Breazeal. 2021. Combining pre-trained language models and structured knowledge. *arXiv preprint arXiv:2101.12294* (2021).
- [41] Jenny Copara, Julien Knafo, Nona Naderi, Claudia Moro, Patrick Ruch, and Douglas Teodoro. 2020. Contextualized french language models for biomedical named entity recognition. In *6e conférence conjointe Journées d’Études sur la Parole (JEP, 31e édition), Traitement Automatique des Langues Naturelles (TALN, 27e édition), Rencontre des Étudiants Chercheurs en Informatique pour le Traitement Automatique des Langues (RÉCITAL, 22e édition)*. ATALA, 36–48.
- [42] Yiming Cui, Wanxiang Che, Ting Liu, Bing Qin, Ziqing Yang, Shijin Wang, and Guoping Hu. 2019. Pre-training with whole word masking for chinese bert. *arXiv preprint arXiv:1906.08101* (2019).
- [43] Zhenjin Dai, Xutao Wang, Pin Ni, Yuming Li, Gangmin Li, and Xuming Bai. 2019. Named entity recognition using bert bilstm crf for chinese electronic health records. In *CISP-BMEI*. IEEE, 1–5.
- [44] SU Dan, Yan Xu, Tiezheng Yu, Farhad Bin Siddique, Elham Barezi, and Pascale Fung. 2020. Caire-covid: a question answering and query-focused multi-document summarization system for covid-19 scholarly information management. (2020).
- [45] Jacob Devlin, Ming-Wei Chang, Kenton Lee, and Kristina Toutanova. 2018. Bert: pre-training of deep bidirectional transformers for language understanding. *arXiv preprint arXiv:1810.04805* (2018).
- [46] Jay DeYoung, Iz Beltagy, Madeleine van Zuylen, Bailey Kuehl, and Lucy Lu Wang. 2021. Ms2: multi-document summarization of medical studies. *arXiv preprint arXiv:2104.06486* (2021).
- [47] Rezarta Islamaj Dogan, Andrew Chatr-aryamontri, Sun Kim, Chih-Hsuan Wei, Yifan Peng, Donald C Comeau, and Zhiyong Lu. 2017. Biocreative vi precision medicine track: creating a training corpus for mining protein-protein interactions affected by mutations. In *BioNLP*. 171–175.
- [48] Rezarta Islamaj Dogan, Robert Leaman, and Zhiyong Lu. 2014. Ncbi disease corpus: a resource for disease name recognition and concept normalization. *Journal of biomedical informatics* 47 (2014), 1–10.
- [49] Nan Du, Kai Chen, Anjuli Kannan, Linh Tran, Yuhui Chen, and Izhak Shafran. 2019. Extracting symptoms and their status from clinical conversations. In *ACL*. Association for Computational Linguistics, 915–925.
- [50] Nan Du, Mingqiu Wang, Linh Tran, Gang Li, and Izhak Shafran. 2020. Learning to infer entities, properties and their relations from clinical conversations. In *EMNLP-IJCNLP*. Association for Computational Linguistics, 4978–4989.
- [51] Yongping Du, Qingxiao Li, Lulin Wang, and Yanqing He. 2020. Biomedical-domain pre-trained language model for extractive summarization. *Knowledge-Based Systems* 199 (2020), 105964.
- [52] Yongping Du, Bingbing Pei, Xiaozheng Zhao, and Junzhong Ji. 2020. Deep scaled dot-product attention based domain adaptation model for biomedical question answering. *Methods* 173 (2020), 69–74.
- [53] Marco Eichelberg, Thomas Aden, Jörg Riesmeier, Asuman Dogac, and Gokce B. Laleci. 2005. A survey and analysis of electronic healthcare record standards. *ACM Computing Surveys (CSUR)* 37, 4 (Dec. 2005), 277–315. <https://doi.org/10.1145/1118890.1118891>
- [54] Ahmed Elnaggar, Michael Heinzinger, Christian Dallago, Ghalia Rihawi, Yu Wang, Llion Jones, Tom Gibbs, Tamas Feher, Christoph Angerer, Martin Steinegger, et al. 2020. Prottrans: towards cracking the language of life’s code through self-supervised deep learning and high performance computing. *arXiv preprint arXiv:2007.06225* (2020).
- [55] Andre Esteva, Anuprit Kale, Romain Paulus, Kazuma Hashimoto, Wenpeng Yin, Dragomir Radev, and Richard Socher. 2020. Co-search: covid-19 information retrieval with semantic search, question answering, and abstractive summarization. *arXiv preprint arXiv:2006.09595* (2020).
- [56] Yixing Fan, Liang Pang, JianPeng Hou, Jiafeng Guo, Yanyan Lan, and Xueqi Cheng. 2017. Matchzoo: a toolkit for deep text matching. *arXiv preprint arXiv:1707.07270* (2017).
- [57] Zhangyin Feng, Daya Guo, Duyu Tang, Nan Duan, Xiaocheng Feng, Ming Gong, Linjun Shou, Bing Qin, Ting Liu, Daxin Jiang, et al. 2020. Codebert: a pre-trained model for programming and natural languages. *arXiv preprint arXiv:2002.08155* (2020).
- [58] Shang Gao, Mohammed Alawad, Michael Todd Young, John Gounley, Noah Schaefferkoetter, Hong-Jun Yoon, Xiao-Cheng Wu, Eric B Durbin, Jennifer Doherty, Antoinette Stroup, et al. 2021. Limitations of transformers on clinical text classification. *IEEE journal of biomedical and health informatics* (2021).
- [59] Shang Gao, Olivera Kotevska, Alexandre Sorokine, and J Blair Christian. 2021. A pre-training and self-training approach for biomedical named entity recognition. *PLoS one* 16, 2 (2021), e0246310.
- [60] Ismael Garrido-Muñoz, Arturo Montejó-Ráez, Fernando Martínez-Santiago, and L Alfonso Ureña-López. 2021. A survey on bias in deep nlp. *Applied Sciences* 11, 7 (2021), 3184.
- [61] Martin Gerner, Goran Nenadic, and Casey M Bergman. 2010. Linnaeus: a species name identification system for biomedical literature. *BMC bioinformatics* 11, 1 (2010), 1–17.
- [62] Sajad Sotudeh Gharebagh, Nazli Goharian, and Ross Filice. 2020. Attend to medical ontologies: content selection for clinical abstractive summarization. In *ACL*. 1899–1905.
- [63] John Giorgi, Xindi Wang, Nicola Sahar, Won Young Shin, Gary D Bader, and Bo Wang. 2019. End-to-end named entity recognition and relation extraction using pre-trained language models. *arXiv preprint arXiv:1912.13415* (2019).

- [64] Graciela Gonzalez-Hernandez, Abeed Sarker, Karen O'Connor, and Guergana Savova. 2017. Capturing the patient's perspective: a review of advances in natural language processing of health-related text. *Yearbook of medical informatics* 26, 1 (2017), 214.
- [65] Natalia Grabar, Vincent Claveau, and Clément Dalloux. 2018. Cas: french corpus with clinical cases. In *Workshop on Health Text Mining and Information Analysis*. 122–128.
- [66] Yu Gu, Robert Tinn, Hao Cheng, Michael Lucas, Naoto Usuyama, Xiaodong Liu, Tristan Naumann, Jianfeng Gao, and Hoifung Poon. 2020. Domain-specific language model pretraining for biomedical natural language processing. *arXiv preprint arXiv:2007.15779* (2020).
- [67] Yu Gu, Robert Tinn, Hao Cheng, Michael Lucas, Naoto Usuyama, Xiaodong Liu, Tristan Naumann, Jianfeng Gao, and Hoifung Poon. 2021. Domain-specific language model pretraining for biomedical natural language processing. *arXiv:2007.15779* [cs.CL]
- [68] Hong Guan, Jianfu Li, Hua Xu, and Murthy Devarakonda. 2020. Robustly pre-trained neural model for direct temporal relation extraction. *arXiv preprint arXiv:2004.06216* (2020).
- [69] Yuting Guo, Xiangjue Dong, Mohammed Ali Al-Garadi, Abeed Sarker, Cécile Paris, and Diego Mollá Aliod. 2020. Benchmarking of transformer-based pre-trained models on social media text classification datasets. In *Workshop of the Australasian Language Technology Association*. 86–91.
- [70] Yue Guo, Wei Qiu, Yizhong Wang, and Trevor Cohen. 2020. Automated lay language summarization of biomedical scientific reviews. *arXiv preprint arXiv:2012.12573* (2020).
- [71] Suchin Gururangan, Ana Marasovic, Swabha Swayamdipta, Kyle Lo, Iz Beltagy, Doug Downey, and Noah A. Smith. 2020. Don't stop pretraining: adapt language models to domains and tasks. In *ACL*, Dan Jurafsky, Joyce Chai, Natalie Schluter, and Joel R. Tetreault (Eds.). Association for Computational Linguistics, 8342–8360. <https://doi.org/10.18653/v1/2020.acl-main.740>
- [72] Suchin Gururangan, Ana Marasović, Swabha Swayamdipta, Kyle Lo, Iz Beltagy, Doug Downey, and Noah A Smith. 2020. Don't stop pretraining: adapt language models to domains and tasks. In *ACL*. 8342–8360.
- [73] Bernal Jimenez Gutierrez, Jucheng Zeng, Dongdong Zhang, Ping Zhang, and Yu Su. 2020. Document classification for covid-19 literature. In *EMNLP: Findings*. 3715–3722.
- [74] Walid Hafiane, Joel Legrand, Yannick Toussaint, and Adrien Coulet. 2020. Experiments on transfer learning architectures for biomedical relation extraction. *arXiv preprint arXiv:2011.12380* (2020).
- [75] Kai Hakala and Sampo Pyysalo. 2019. Biomedical named entity recognition with multilingual bert. In *Workshop on BioNLP Open Shared Tasks*. 56–61.
- [76] Xu Han, Zhengyan Zhang, Ning Ding, Yuxian Gu, Xiao Liu, Yuqi Huo, Jiezhong Qiu, Liang Zhang, Wentao Han, Minlie Huang, Qin Jin, Yanyan Lan, Yang Liu, Zhiyuan Liu, Zhiwu Lu, Xipeng Qiu, Ruihua Song, Jie Tang, Ji-Rong Wen, Jinhui Yuan, Wayne Xin Zhao, and Jun Zhu. 2021. Pre-trained models: past, present and future. *arXiv:2106.07139* [cs.AI]
- [77] Douglas Hanahan and Robert A Weinberg. 2000. The hallmarks of cancer. *cell* 100, 1 (2000), 57–70.
- [78] Yun He, Ziwei Zhu, Yin Zhang, Qin Chen, and James Caverlee. 2020. Infusing disease knowledge into bert for health question answering, medical inference and disease name recognition. In *EMNLP*. 4604–4614.
- [79] Michael Heinzinger, Ahmed Elnaggar, Yu Wang, Christian Dallago, Dmitrii Nechaev, Florian Matthes, and Burkhard Rost. 2019. Modeling aspects of the language of life through transfer-learning protein sequences. *BMC bioinformatics* 20, 1 (2019), 1–17.
- [80] Michael Heinzinger, Ahmed Elnaggar, Yu Wang, Christian Dallago, Dmitrii Nechaev, Florian Matthes, and Burkhard Rost. 2019. Modeling the language of life—deep learning protein sequences. *bioRxiv* (2019), 614313.
- [81] Matthew Henderson, Inigo Casanueva, Nikola Mrksić, Pei-Hao Su, Tsung-Hsien Wen, and Ivan Vulić. 2020. Convert: efficient and accurate conversational representations from transformers. In *EMNLP: Findings*. 2161–2174.
- [82] María Herrero-Zazo, Isabel Segura-Bedmar, Paloma Martínez, and Thierry Declercq. 2013. The ddi corpus: an annotated corpus with pharmacological substances and drug–drug interactions. *Journal of biomedical informatics* 46, 5 (2013), 914–920.
- [83] Emily Herrett, Arlene M Gallagher, Krishnan Bhaskaran, Harriet Forbes, Rohini Mathur, Tjeerd Van Staa, and Liam Smeeth. 2015. Data resource profile: clinical practice research datalink (cprd). *International journal of epidemiology* 44, 3 (2015), 827–836.
- [84] Sepp Hochreiter and Jürgen Schmidhuber. 1997. Long short-term memory. *Neural computation* 9, 8 (1997), 1735–1780.
- [85] Lu Hou, Zhiqi Huang, Lifeng Shang, Xin Jiang, Xiao Chen, and Qun Liu. 2020. Dynabert: dynamic bert with adaptive width and depth. *arXiv:2004.04037* [cs.CL]
- [86] Kexin Huang, Jaan Altsaar, and Rajesh Ranganath. 2019. Clinicalbert: modeling clinical notes and predicting hospital readmission. *CoRR* abs/1904.05342 (2019). *arXiv:1904.05342* <http://arxiv.org/abs/1904.05342>
- [87] Kexin Huang, Abhishek Singh, Sitong Chen, Edward Moseley, Chin ying Deng, Naomi George, and Charlotta Lindvall. 2019. Clinical xlnet: modeling sequential clinical notes and predicting prolonged mechanical ventilation. *arXiv:1912.11975* (2019).
- [88] Minbyul Jeong, Mujeen Sung, Gangwoo Kim, Donghyeon Kim, Wonjin Yoon, Jaehyo Yoo, and Jaewoo Kang. 2020. Transferability of natural language inference to biomedical question answering. *arXiv preprint arXiv:2007.00217* (2020).
- [89] Yanrong Ji, Zhihan Zhou, Han Liu, and Ramana V Davuluri. 2020. Dnabert: pre-trained bidirectional encoder representations from transformers model for dna-language in genome. *bioRxiv* (2020).
- [90] Shaohua Jiang, Shan Zhao, Kai Hou, Yang Liu, Li Zhang, et al. 2019. A bert-bilstm-crf model for chinese electronic medical records named entity recognition. In *ICICTA*. IEEE, 166–169.
- [91] Xiaoqi Jiao, Yichun Yin, Lifeng Shang, Xin Jiang, Xiao Chen, Linlin Li, Fang Wang, and Qun Liu. 2020. Tinybert: distilling bert for natural language understanding. *arXiv:1909.10351* [cs.CL]



- [92] Qiao Jin, Bhuwan Dhingra, William Cohen, and Xinghua Lu. 2019. Probing biomedical embeddings from language models. In *Workshop on Evaluating Vector Space Representations for NLP*. 82–89.
- [93] Qiao Jin, Bhuwan Dhingra, Zhengping Liu, William Cohen, and Xinghua Lu. 2019. Pubmedqa: a dataset for biomedical research question answering. In *EMNLP-IJCNLP*. 2567–2577.
- [94] Kim Jin-Dong, Nédellec Claire, Bossy Robert, and Deléger Louise. 2019. Proceedings of the 5th workshop on bionlp open shared tasks. In *BioNLP Open Shared Tasks*.
- [95] Alistair EW Johnson, Tom J Pollard, Lu Shen, H Lehman Li-Wei, Mengling Feng, Mohammad Ghassemi, Benjamin Moody, Peter Szolovits, Leo Anthony Celi, and Roger G Mark. 2016. Mimic-iii, a freely accessible critical care database. *Scientific data* 3, 1 (2016), 1–9.
- [96] John Jumper, Richard Evans, Alexander Pritzel, Tim Green, Michael Figurnov, Olaf Ronneberger, Kathryn Tunyasuvunakool, Russ Bates, Augustin Židek, Anna Potapenko, et al. 2021. Highly accurate protein structure prediction with alphafold. *Nature* (2021), 1.
- [97] Katikapalli Subramanyam Kalyan, Ajit Rajasekharan, and Sivanesan Sangeetha. 2021. Ammu—a survey of transformer-based biomedical pretrained language models. *arXiv preprint arXiv:2105.00827* (2021).
- [98] Katikapalli Subramanyam Kalyan and S Sangeetha. 2020. Secnlp: a survey of embeddings in clinical natural language processing. *Journal of biomedical informatics* 101 (2020), 103323.
- [99] Sanjay Kamath, Brigitte Grau, and Yue Ma. 2019. How to pre-train your model? comparison of different pre-training models for biomedical question answering. In *ECML-PKDD*. Springer, 646–660.
- [100] Neel Kanwal and Giuseppe Rizzo. 2021. Attention-based clinical note summarization. *arXiv preprint arXiv:2104.08942* (2021).
- [101] Yoshimasa Kawazoe, Daisaku Shibata, Emiko Shinohara, Eiji Aramaki, and Kazuhiko Ohe. 2020. A clinical specific bert developed with huge size of japanese clinical narrative. *medRxiv* (2020).
- [102] Muhammad Raza Khan, Morteza Ziyadi, and Mohamed AbdelHady. 2020. Mt-bioner: multi-task learning for biomedical named entity recognition using deep bidirectional transformers. *arXiv preprint arXiv:2001.08904* (2020).
- [103] Faiza Khan Khattak, Serena Jebblee, Chloé Pou-Prom, Mohamed Abdalla, Christopher Meaney, and Frank Rudzicz. 2019. A survey of word embeddings for clinical text. *Journal of Biomedical Informatics: X* 4 (2019), 100057.
- [104] Virapat Kieuvongngam, Bowen Tan, and Yiming Niu. 2020. Automatic text summarization of covid-19 medical research articles using bert and gpt-2. *arXiv preprint arXiv:2006.01997* (2020).
- [105] Jin-Dong Kim, Tomoko Ohta, Yoshimasa Tsuruoka, Yuka Tateisi, and Nigel Collier. 2004. Introduction to the bio-entity recognition task at jnlpba. In *NLPBA/BioNLP*. Citeseer, 70–75.
- [106] Jin-Dong Kim, Yue Wang, Toshihisa Takagi, and Akinori Yonezawa. 2011. Overview of genia event task in bionlp shared task 2011. In *BioNLP shared task 2011 workshop*. 7–15.
- [107] Jin-Dong Kim, Yue Wang, and Yamamoto Yasunori. 2013. The genia event extraction shared task, 2013 edition-overview. In *Proceedings of the BioNLP Shared Task 2013 Workshop*. 8–15.
- [108] Young-Min Kim and Tae-Hoon Lee. 2020. Korean clinical entity recognition from diagnosis text using bert. *BMC Medical Informatics and Decision Making* 20, 7 (2020), 1–9.
- [109] David T. Kingsbury. 1996. Computational biology. *ACM Computing Surveys (CSUR)* 28, 1 (March 1996), 101–103. <https://doi.org/10.1145/234313.234358>
- [110] Samantha Kleinberg and George Hripcsak. 2011. A review of causal inference for biomedical informatics. *Journal of biomedical informatics* 44, 6 (2011), 1102–1112.
- [111] Vaishnavi Kommaraju, Karthick Gunasekaran, Kun Li, Trapit Bansal, Andrew McCallum, Ivana Williams, and Ana-Maria Istrate. 2020. Unsupervised pre-training for biomedical question answering. *arXiv preprint arXiv:2009.12952* (2020).
- [112] Fajri Koto, Jey Han Lau, and Timothy Baldwin. 2021. Discourse probing of pretrained language models. *arXiv preprint arXiv:2104.05882* (2021).
- [113] Zeljko Kraljevic, Anthony Shek, Daniel Bean, Rebecca Bendayan, James Teo, and Richard Dobson. 2021. Medgpt: medical concept prediction from clinical narratives. *arXiv preprint arXiv:2107.03134* (2021).
- [114] Martin Krallinger, Florian Leitner, Obdulia Rabal, Miguel Vazquez, Julen Oyarzabal, and Alfonso Valencia. 2015. Chemdner: the drugs and chemical names extraction challenge. *Journal of cheminformatics* 7, 1 (2015), 1–11.
- [115] Martin Krallinger, Obdulia Rabal, Saber A Akhondi, Martin Pérez Pérez, Jesús Santamaría, Gael Pérez Rodríguez, et al. 2017. Overview of the biocreative vi chemical-protein interaction track. In *BioCreative challenge evaluation workshop*, Vol. 1. 141–146.
- [116] Andriy Kryshchak, Torsten Schwede, Maya Topf, Krzysztof Fidelis, and John Moult. 2019. Critical assessment of methods of protein structure prediction (CASP)—Round XIII. *Proteins: Structure, Function, and Bioinformatics* 87, 12 (2019), 1011–1020.
- [117] Zhenzhong Lan, Mingda Chen, Sebastian Goodman, Kevin Gimpel, Piyush Sharma, and Radu Soricut. 2019. Albert: a lite bert for self-supervised learning of language representations. *arXiv preprint arXiv:1909.11942* (2019).
- [118] Liliana Laranjo, Adam G Dunn, Huong Ly Tong, Ahmet Baki Kocaballi, Jessica Chen, Rabia Bashir, Didi Surian, Blanca Gallego, Farah Magrabi, Annie YS Lau, et al. 2018. Conversational agents in healthcare: a systematic review. *Journal of the American Medical Informatics Association* 25, 9 (2018), 1248–1258.
- [119] Jinhyuk Lee, S Yi Sean, Minhyul Jeong, Mujeen Sung, Wonjin Yoon, Yonghwa Choi, Miyoung Ko, and Jaewoo Kang. 2020. Answering questions on covid-19 in real-time. In *EMNLP Workshop on NLP for COVID-19*.

- [120] Jinhyuk Lee, Wonjin Yoon, Sungdong Kim, Donghyeon Kim, Sunkyu Kim, Chan Ho So, and Jaewoo Kang. 2020. Biobert: a pre-trained biomedical language representation model for biomedical text mining. *Bioinform.* 36, 4 (2020), 1234–1240. <https://doi.org/10.1093/bioinformatics/btz682>
- [121] Eric Lehman, Sarthak Jain, Karl Pichotta, Yoav Goldberg, and Byron C Wallace. 2021. Does bert pretrained on clinical notes reveal sensitive data? *arXiv preprint arXiv:2104.07762* (2021).
- [122] Patrick Lewis, Myle Ott, Jingfei Du, and Veselin Stoyanov. 2020. Pretrained language models for biomedical and clinical tasks: understanding and extending the state-of-the-art. In *Clinical Natural Language Processing Workshop*. 146–157.
- [123] Dongdong Li, Zhaochun Ren, Pengjie Ren, Zhumin Chen, Miao Fan, Jun Ma, and Maarten de Rijke. 2021. Semi-supervised variational reasoning for medical dialogue generation. *SIGIR* (2021), 544–554.
- [124] Fei Li, Yonghao Jin, Weisong Liu, Bhanu Pratap Singh Rawat, Pengshan Cai, and Hong Yu. 2019. Fine-tuning bidirectional encoder representations from transformers (bert)-based models on large-scale electronic health record notes: an empirical study. *JMIR medical informatics* 7, 3 (2019), e14830.
- [125] Jiao Li, Yueping Sun, Robin J Johnson, Daniela Sciaky, Chih-Hsuan Wei, Robert Leaman, Allan Peter Davis, Carolyn J Mattingly, Thomas C Wieggers, and Zhiyong Lu. 2016. Biocreative v cdr task corpus: a resource for chemical disease relation extraction. *Database* 2016 (2016).
- [126] Junlong Li, Zhuosheng Zhang, Hai Zhao, Xi Zhou, and Xiang Zhou. 2020. Task-specific objectives of pre-trained language models for dialogue adaptation. *arXiv preprint arXiv:2009.04984* (2020).
- [127] Tian Li, Anit Kumar Sahu, Ameet Talwalkar, and Virginia Smith. 2020. Federated learning: challenges, methods, and future directions. *IEEE Signal Processing Magazine* 37, 3 (2020), 50–60.
- [128] Xiangyang Li, Huan Zhang, and Xiao-Hua Zhou. 2020. Chinese clinical named entity recognition with variant neural structures based on bert methods. *Journal of biomedical informatics* 107 (2020), 103422.
- [129] Yuan Li, Guodong Du, Yan Xiang, Shaozi Li, Lei Ma, Dangguo Shao, Xiongbin Wang, and Haoyu Chen. 2020. Towards chinese clinical named entity recognition by dynamic embedding using domain-specific knowledge. *Journal of biomedical informatics* (2020), 103435.
- [130] Yikuan Li, Shishir Rao, José Roberto Ayala Solares, Abdelaali Hassaine, Rema Ramakrishnan, Dexter Canoy, Yajie Zhu, Kazem Rahimi, and Gholamreza Salimi-Khorshidi. 2020. Behrt: transformer for electronic health records. *Scientific reports* 10, 1 (2020), 1–12.
- [131] Zhengguang Li, Hongfei Lin, Chen Shen, Wei Zheng, Zhihao Yang, and Jian Wang. 2020. Cross2self-attentive bidirectional recurrent neural network with bert for biomedical semantic text similarity. In *BIBM*. IEEE, 1051–1054.
- [132] Kangenbei Liao, Qianlong Liu, Zhongyu Wei, Baolin Peng, Qin Chen, Weijian Sun, and Xuanjing Huang. 2020. Task-oriented dialogue system for automatic disease diagnosis via hierarchical reinforcement learning. *arXiv preprint arXiv:2004.14254* (2020).
- [133] Bill Yuchen Lin, Seyeon Lee, Rahul Khanna, and Xiang Ren. 2020. Birds have four legs?! numersense: probing numerical commonsense knowledge of pre-trained language models. *arXiv preprint arXiv:2005.00683* (2020).
- [134] Chen Lin, Timothy Miller, Dmitriy Dligach, Steven Bethard, and Guergana Savova. 2019. A bert-based universal model for both within- and cross-sentence clinical temporal relation extraction. In *Clinical Natural Language Processing Workshop*. 65–71.
- [135] Chen Lin, Timothy Miller, Dmitriy Dligach, Farig Sadeque, Steven Bethard, and Guergana Savova. 2020. A bert-based one-pass multi-task model for clinical temporal relation extraction. In *SIGBioMed Workshop on Biomedical Language Processing*. 70–75.
- [136] Shuai Lin, Pan Zhou, Xiaodan Liang, Jianheng Tang, Ruihui Zhao, Ziliang Chen, and Liang Lin. 2021. Graph-evolving meta-learning for low-resource medical dialogue generation. In *AAAI*. AAAI Press, 13362–13370.
- [137] Xinzhu Lin, Xiahui He, Qin Chen, Huaixiao Tou, Zhongyu Wei, and Ting Chen. 2019. Enhancing dialogue symptom diagnosis with global attention and symptom graph. In *EMNLP-IJCNLP*. 5033–5042.
- [138] Zachary C Lipton. 2018. The myths of model interpretability: in machine learning, the concept of interpretability is both important and slippery. *Queue* 16, 3 (2018), 31–57.
- [139] Pengfei Liu, Weizhe Yuan, Jinlan Fu, Zhengbao Jiang, Hiroaki Hayashi, and Graham Neubig. 2021. Pre-train, prompt, and predict: a systematic survey of prompting methods in natural language processing. *arXiv preprint arXiv:2107.13586* (2021).
- [140] Qi Liu, Matt J. Kusner, and Phil Blunsom. 2020. A survey on contextual embeddings. *arXiv:2003.07278* [cs.CL]
- [141] Wenge Liu, Jianheng Tang, Jinghui Qin, Lin Xu, Zhen Li, and Xiaodan Liang. 2020. Meddg: a large-scale medical consultation dataset for building medical dialogue system. *arXiv preprint arXiv:2010.07497* (2020).
- [142] Xiaofeng Liu, Jianye Fan, and Shoubin Dong. 2020. Document-level biomedical relation extraction leveraging pretrained self-attention structure and entity replacement: algorithm and pretreatment method validation study. *JMIR Medical Informatics* 8, 5 (2020), e17644.
- [143] Yinhan Liu, Myle Ott, Naman Goyal, Jingfei Du, Mandar Joshi, Danqi Chen, Omer Levy, Mike Lewis, Luke Zettlemoyer, and Veselin Stoyanov. 2019. Roberta: a robustly optimized bert pretraining approach. *arXiv preprint arXiv:1907.11692* (2019).
- [144] Pilar López-Úbeda, Manuel Carlos Díaz-Galiano, L Alfonso Ureña-López, and M Teresa Martín-Valdivia. 2021. Pre-trained language models to extract information from radiological reports. *CLEF eHealth* (2021).
- [145] Ali Madani, Bryan McCann, Nikhil Naik, Nitish Shirish Keskar, Namrata Anand, Raphael R Eguchi, Po-Ssu Huang, and Richard Socher. 2020. Progen: language modeling for protein generation. *arXiv preprint arXiv:2004.03497* (2020).
- [146] Tittaya Mairiththa, Nattaya Mairiththa, and Sozo Inoue. 2020. Improving fine-tuned question answering models for electronic health records. In *UBICOMP*. 688–691.
- [147] Aurelie Mascio, Zeljko Kraljevic, Daniel Bean, Richard Dobson, Robert Stewart, Rebecca Bendayan, and Angus Roberts. 2020. Comparative analysis of text classification approaches in electronic health records. In *Proceedings of the 19th SIGBioMed Workshop on Biomedical Language Processing*.



- 86–94.
- [148] Ninareh Mehrabi, Fred Morstatter, Nripsuta Saxena, Kristina Lerman, and Aram Galstyan. 2021. A survey on bias and fairness in machine learning. *ACM Computing Surveys (CSUR)* 54, 6 (2021), 1–35.
  - [149] Xing Meng, Craig H. Ganoe, Ryan T. Sieberg, Yvonne Y. Cheung, and Saeed Hassanpour. 2019. Self-supervised contextual language representation of radiology reports to improve the identification of communication urgency. arXiv:1912.02703 [cs.LG]
  - [150] Yiwen Meng, William Farran Speier, Michael K Ong, and Corey Arnold. 2021. Bidirectional representation learning from transformers using multimodal electronic health record data to predict depression. *IEEE Journal of Biomedical and Health Informatics* (2021), 1–1. <https://doi.org/10.1109/jbhi.2021.3063721>
  - [151] Amil Merchant, Elahe Rahimtoroghi, Ellie Pavlick, and Ian Tenney. 2020. What happens to bert embeddings during fine-tuning? *arXiv preprint arXiv:2004.14448* (2020).
  - [152] George Michalopoulos, Yuanxin Wang, Hussam Kaka, Helen Chen, and Alex Wong. 2020. Umlsbert: clinical domain knowledge augmentation of contextual embeddings using the unified medical language system metathesaurus. *arXiv preprint arXiv:2010.10391* (2020).
  - [153] Zulfat Miftahutdinov, Ilseyar Alimova, and Elena Tutubalina. 2020. On biomedical named entity recognition: experiments in interlingual transfer for clinical and social media texts. In *ECIR*. Springer, 281–288.
  - [154] Claudiu Mihăilă, Tomoko Ohta, Sampo Pyysalo, and Sophia Ananiadou. 2013. Biocause: annotating and analysing causality in the biomedical domain. *BMC bioinformatics* 14, 1 (2013), 1–18.
  - [155] Tomas Mikolov, Kai Chen, Greg Corrado, and Jeffrey Dean. 2013. Efficient estimation of word representations in vector space. *arXiv preprint arXiv:1301.3781* (2013).
  - [156] Joshua R Minot, Nicholas Cheney, Marc Maier, Danne C Elbers, Christopher M Danforth, and Peter Sheridan Dodds. 2021. Interpretable bias mitigation for textual data: reducing gender bias in patient notes while maintaining classification performance. *arXiv preprint arXiv:2103.05841* (2021).
  - [157] Giacomo Miolo, Giulio Mantoan, and Carlotta Orsenigo. 2021. Electrmed: a new pre-trained language representation model for biomedical nlp. arXiv:2104.09585 [cs.CL]
  - [158] A Miranda-Escalada, E Farré, and M Krallinger. 2020. Named entity recognition, concept normalization and clinical coding: overview of the cantemist track for cancer text mining in spanish, corpus, guidelines, methods and results. In *IberLEF*.
  - [159] Rashmi Mishra, Jiantao Bian, Marcelo Fiszman, Charlene R Weir, Siddhartha Jonnalagadda, Javed Mostafa, and Guilherme Del Fiol. 2014. Text summarization in the biomedical domain: a systematic review of recent research. *Journal of biomedical informatics* 52 (2014), 457–467.
  - [160] Milad Moradi and Matthias Samwald. 2019. Clustering of deep contextualized representations for summarization of biomedical texts. *arXiv preprint arXiv:1908.02286* (2019).
  - [161] Marius Mosbach, Maksym Andriushchenko, and Dietrich Klakow. 2020. On the stability of fine-tuning bert: misconceptions, explanations, and strong baselines. *arXiv preprint arXiv:2006.04884* (2020).
  - [162] John Moulton, Jan T Pedersen, Richard Judson, and Krzysztof Fidelis. 1995. A large-scale experiment to assess protein structure prediction methods.
  - [163] Martin Müller, Marcel Salathé, and Per Egil Kummervold. 2020. COVID-Twitter-BERT: A Natural Language Processing Model to Analyse Covid-19 content on twitter. *CoRR abs/2005.07503* (2020). arXiv:2005.07503 <https://arxiv.org/abs/2005.07503>
  - [164] Martin M Müller and Marcel Salathé. 2019. Crowdbreaks: tracking health trends using public social media data and crowdsourcing. *Frontiers in public health* 7 (2019), 81.
  - [165] Yuta Nakamura, Shouhei Hanaoka, Yukihiro Nomura, Naoto Hayashi, Osamu Abe, Shuntaro Yada, Shoko Wakamiya, and Eiji Aramaki. 2020. Kart: privacy leakage framework of language models pre-trained with clinical records. *arXiv preprint arXiv:2101.00036* (2020).
  - [166] Usman Naseem, Matloob Khushi, Vinay Reddy, Sakthivel Rajendran, Imran Razzak, and Jinman Kim. 2020. Bioalbert: a simple and effective pre-trained language model for biomedical named entity recognition. *arXiv preprint arXiv:2009.09223* (2020).
  - [167] Anastasios Nentidis, Konstantinos Bougiatiotis, Anastasia Krithara, and Georgios Paliouras. 2019. Results of the seventh edition of the bioasq challenge. In *ECML PKDD*. Springer, 553–568.
  - [168] Hillary Ngai, Yoona Park, John Chen, and Mahboobeh Parsapoor. 2021. Transformer-based models for question answering on covid19. *arXiv preprint arXiv:2101.11432* (2021).
  - [169] Benjamin Nye, Junyi Jessy Li, Roma Patel, Yinfei Yang, Iain J Marshall, Ani Nenkova, and Byron C Wallace. 2018. A corpus with multi-level annotations of patients, interventions and outcomes to support language processing for medical literature. In *ACL*, Vol. 2018. NIH Public Access, 197.
  - [170] Tomoko Ohta, Sampo Pyysalo, and Jun'ichi Tsujii. 2011. Overview of the epigenetics and post-translational modifications (epi) task of bionlp shared task 2011. In *BioNLP Shared Task 2011 Workshop*. 16–25.
  - [171] Ibrahim Burak Ozyurt. 2020. On the effectiveness of small, discriminatively pre-trained language representation models for biomedical text mining. In *Workshop on Scholarly Document Processing*. 104–112.
  - [172] Vishakh Padmakumar and He He. 2021. Unsupervised extractive summarization using pointwise mutual information. In *EACL*. 2505–2512.
  - [173] Evangelos Pafilis, Sune P Frankild, Lucia Fanini, Sarah Faulwetter, Christina Pavloudi, Aikaterini Vasileiadou, Christos Arvanitidis, and Lars Juhl Jensen. 2013. The species and organisms resources for fast and accurate identification of taxonomic names in text. *PLoS one* 8, 6 (2013), e65390.
  - [174] Anusri Pampari, Preethi Raghavan, Jennifer J Liang, and Jian Peng. 2018. Emrqa: a large corpus for question answering on electronic medical records. In *EMNLP*.

- [175] Jiahuan Pei, Pengjie Ren, and Maarten de Rijke. 2021. A cooperative memory network for personalized task-oriented dialogue systems with incomplete user profiles. In *TheWebConf*. 1552–1561.
- [176] Jiahuan Pei, Arent Stienstra, Julia Kiseleva, and Maarten de Rijke. 2019. Sentnet: source-aware recurrent entity network for dialogue response selection. *arXiv preprint arXiv:1906.06788* (2019).
- [177] Yifan Peng, Shankai Yan, and Zhiyong Lu. 2019. Transfer learning in biomedical natural language processing: an evaluation of bert and elmo on ten benchmarking datasets. In *BioNLP Workshop and Shared Task*. 58–65.
- [178] Jeffrey Pennington, Richard Socher, and Christopher D Manning. 2014. Glove: global vectors for word representation. In *EMNLP*. 1532–1543.
- [179] Bethany Percha. 2020. Modern clinical text mining: a guide and review. (2020).
- [180] Ethan Perez, Douwe Kiela, and Kyunghyun Cho. 2021. True few-shot learning with language models. *arXiv preprint arXiv:2105.11447* (2021).
- [181] Matthew E Peters, Mark Neumann, Mohit Iyyer, Matt Gardner, Christopher Clark, Kenton Lee, and Luke Zettlemoyer. 2018. Deep contextualized word representations. In *NAACL*. 2227–2237.
- [182] Fabio Petroni, Tim Rocktäschel, Patrick Lewis, Anton Bakhtin, Yuxiang Wu, Alexander H Miller, and Sebastian Riedel. 2019. Language models as knowledge bases? *arXiv preprint arXiv:1909.01066* (2019).
- [183] Long N. Phan, James T. Anibal, Hieu Tran, Shaurya Chanana, Erol Bahadroglu, Alec Peltekian, and Grégoire Altan-Bonnet. 2021. Scifive: a text-to-text transformer model for biomedical literature. *arXiv:2106.03598* [cs.CL]
- [184] Nina Poerner, Ulli Waltinger, and Hinrich Schütze. 2020. Inexpensive domain adaptation of pretrained language models: case studies on biomedical ner and covid-19 qa. In *EMNLP: Findings*. 1482–1490.
- [185] Sampo Pyysalo, Tomoko Ohta, Makoto Miwa, Han-Cheol Cho, Jun'ichi Tsujii, and Sophia Ananiadou. 2012. Event extraction across multiple levels of biological organization. *Bioinformatics* 28, 18 (2012), i575–i581.
- [186] Sampo Pyysalo, Tomoko Ohta, Rafal Rak, Andrew Rowley, Hong-Woo Chun, Sung-Jae Jung, Sung-Pil Choi, Jun'ichi Tsujii, and Sophia Ananiadou. 2015. Overview of the cancer genetics and pathway curation tasks of bionlp shared task 2013. *BMC bioinformatics* 16, 10 (2015), 1–19.
- [187] Sampo Pyysalo, Tomoko Ohta, Rafal Rak, Dan Sullivan, Chunhong Mao, Chunxia Wang, Bruno Sobral, Jun'ichi Tsujii, and Sophia Ananiadou. 2011. Overview of the infectious diseases (id) task of bionlp shared task 2011. In *BioNLP Shared Task 2011 Workshop*. 26–35.
- [188] Xipeng Qiu, Tianxiang Sun, Yige Xu, Yunfan Shao, Ning Dai, and Xuanjing Huang. 2020. Pre-trained models for natural language processing: a survey. *Science China Technological Sciences* (2020), 1–26.
- [189] Alec Radford, Jong Wook Kim, Chris Hallacy, Aditya Ramesh, Gabriel Goh, Sandhini Agarwal, Girish Sastry, Amanda Askell, Pamela Mishkin, Jack Clark, et al. 2021. Learning transferable visual models from natural language supervision. *arXiv preprint arXiv:2103.00020* (2021).
- [190] Alec Radford, Karthik Narasimhan, Tim Salimans, and Ilya Sutskever. 2018. Improving language understanding by generative pre-training.
- [191] Colin Raffel, Noam Shazeer, Adam Roberts, Katherine Lee, Sharan Narang, Michael Matena, Yanqi Zhou, Wei Li, and Peter J. Liu. 2020. Exploring the limits of transfer learning with a unified text-to-text transformer. *arXiv:1910.10683* [cs.LG]
- [192] Pranav Rajpurkar, Jian Zhang, Konstantin Lopyrev, and Percy Liang. 2016. Squad: 100,000+ questions for machine comprehension of text. *arXiv preprint arXiv:1606.05250* (2016).
- [193] Aditya Ramesh, Mikhail Pavlov, Gabriel Goh, Scott Gray, Chelsea Voss, Alec Radford, Mark Chen, and Ilya Sutskever. 2021. Zero-shot text-to-image generation. *arXiv:2102.12092* [cs.CV]
- [194] Alan Ramponi, Rob van der Goot, Rosario Lombardo, and Barbara Plank. 2020. Biomedical event extraction as sequence labeling. In *EMNLP*. 5357–5367.
- [195] Roshan Rao, Nicholas Bhattacharya, Neil Thomas, Yan Duan, Xi Chen, John Canny, Pieter Abbeel, and Yun S Song. 2019. Evaluating protein transfer learning with tape. *NeurIPS* 32 (2019), 9689.
- [196] Roshan Rao, Jason Liu, Robert Verkuil, Joshua Meier, John F Canny, Pieter Abbeel, Tom Sercu, and Alexander Rives. 2021. Msa transformer. *bioRxiv* (2021).
- [197] Laila Rasmy, Yang Xiang, Ziqian Xie, Cui Tao, and Degui Zhi. 2020. Med-bert: pre-trained contextualized embeddings on large-scale structured electronic health records for disease prediction. *CoRR abs/2005.12833* (2020). *arXiv:2005.12833* <https://arxiv.org/abs/2005.12833>
- [198] Bhanu Pratap Singh Rawat, Wei-Hung Weng, So Yeon Min, Preethi Raghavan, and Peter Szolovits. 2020. Entity-enriched neural models for clinical question answering. In *SIGBioMed Workshop on Biomedical Language Processing*. 112–122.
- [199] Revanth Gangi Reddy, Bhavani Iyer, Md Arafat Sultan, Rong Zhang, Avi Sil, Vittorio Castelli, Radu Florian, and Salim Roukos. 2020. End-to-end qa on covid-19: domain adaptation with synthetic training. *arXiv preprint arXiv:2012.01414* (2020).
- [200] Alexander Rives, Joshua Meier, Tom Sercu, Siddharth Goyal, Zeming Lin, Jason Liu, Demi Guo, Myle Ott, C Lawrence Zitnick, Jerry Ma, et al. 2021. Biological structure and function emerge from scaling unsupervised learning to 250 million protein sequences. *Proceedings of the National Academy of Sciences* 118, 15 (2021).
- [201] Alexey Romanov and Chaitanya Shivade. 2018. Lessons from natural language inference in the clinical domain. In *EMNLP*. 1586–1596.
- [202] Subendhu Rongali, Abhyuday Jagannatha, Bhanu Pratap Singh Rawat, and Hong Yu. 2021. Continual domain-tuning for pretrained language models. *arXiv:2004.02288* [cs.CL]
- [203] Frank Rudzicz and Raed Saqr. 2020. Ethics of artificial intelligence in surgery. *arXiv preprint arXiv:2007.14302* (2020).
- [204] Devendra Singh Sachan, Pengtao Xie, Mrinmaya Sachan, and Eric P Xing. 2018. Effective use of bidirectional language modeling for transfer learning in biomedical named entity recognition. In *Machine Learning for Healthcare Conference*. PMLR, 383–402.

- [205] Victor Sanh, Lysandre Debut, Julien Chaumond, and Thomas Wolf. 2020. Distilbert, a distilled version of bert: smaller, faster, cheaper and lighter. *arXiv:1910.01108* [cs.CL]
- [206] Elisa Terumi Rubel Schneider, Joao Vitor Andrioli de Souza, Yohan Bonescki Gumiel, Claudia Moro, and Emerson Cabrera Paraiso. 2021. A gpt-2 language model for biomedical texts in portuguese. In *CBMS. IEEE*, 474–479.
- [207] Elisa Terumi Rubel Schneider, João Vitor Andrioli de Souza, Julien Knafou, Lucas Emanuel Silva e Oliveira, Jenny Copara, Yohan Bonescki Gumiel, Lucas Ferro Antunes de Oliveira, Emerson Cabrera Paraiso, Douglas Teodoro, and Cláudia Maria Cabral Moro Barra. 2020. BioBERTpt - A Portuguese Neural Language Model for Clinical Named Entity Recognition. In *Proceedings of the 3rd Clinical Natural Language Processing Workshop*. Association for Computational Linguistics, Online, 65–72. <https://doi.org/10.18653/v1/2020.clinicalnlp-1.7>
- [208] Junyuan Shang, Tengfei Ma, Cao Xiao, and Jimeng Sun. 2019. Pre-training of graph augmented transformers for medication recommendation. *arXiv preprint arXiv:1906.00346* (2019).
- [209] Shreyas Sharma and Ron Daniel Jr au2. 2019. Bioflair: pretrained pooled contextualized embeddings for biomedical sequence labeling tasks. *arXiv:1908.05760* [cs.CL]
- [210] Soumya Sharma, Bishal Santra, Abhik Jana, TYSS Santosh, Niloy Ganguly, and Pawan Goyal. 2019. Incorporating domain knowledge into medical nli using knowledge graphs. *arXiv preprint arXiv:1909.00160* (2019).
- [211] Golnar Sheikhsab, Inanc Birol, and Anoop Sarkar. 2018. In-domain context-aware token embeddings improve biomedical named entity recognition. In *Workshop on Health Text Mining and Information Analysis*. 160–164.
- [212] Xiaoming Shi, Haifeng Hu, Wanxiang Che, Zhongqian Sun, Ting Liu, and Junzhou Huang. 2020. Understanding medical conversations with scattered keyword attention and weak supervision from responses. In *AAAI*, Vol. 34. 8838–8845.
- [213] Hoo-Chang Shin, Yang Zhang, Evelina Bakhturina, Raul Puri, Mostofa Patwary, Mohammad Shoeibi, and Raghav Mani. 2020. Biomegatron: larger biomedical domain language model. In *EMNLP*. 4700–4706.
- [214] Yuqi Si, Jingqi Wang, Hua Xu, and Kirk Roberts. 2019. Enhancing clinical concept extraction with contextual embeddings. *Journal of the American Medical Informatics Association* 26, 11 (2019), 1297–1304.
- [215] Larry Smith, Lorraine K Tanabe, Rie Johnson nee Ando, Cheng-Ju Kuo, I-Fang Chung, Chun-Nan Hsu, Yu-Shi Lin, Roman Klinger, Christoph M Friedrich, Kuzman Ganchev, et al. 2008. Overview of biocreative ii gene mention recognition. *Genome biology* 9, 2 (2008), 1–19.
- [216] Gizem Soğancıoğlu, Hakime Öztürk, and Arzucan Özgür. 2017. Biosses: a semantic sentence similarity estimation system for the biomedical domain. *Bioinformatics* 33, 14 (2017), i49–i58.
- [217] Jose Roberto Ayala Solares, Francesca Elisa Diletta Raimondi, Yajie Zhu, Fatemeh Rahimian, Dexter Canoy, Jenny Tran, Ana Catarina Pinho Gomes, Amir H Payberah, Mariagrazia Zottoli, Milad Nazarzadeh, et al. 2020. Deep learning for electronic health records: a comparative review of multiple deep neural architectures. *Journal of biomedical informatics* 101 (2020), 103337.
- [218] Yan Song, Yuanhe Tian, Nan Wang, and Fei Xia. 2020. Summarizing medical conversations via identifying important utterances. In *ICCL*. 717–729.
- [219] Zihao Song, Yonghong Xie, Wen Huang, and Haoyu Wang. 2019. Classification of traditional chinese medicine cases based on character-level bert and deep learning. In *ITAC. IEEE*, 1383–1387.
- [220] Sarvesh Soni and Kirk Roberts. 2020. Evaluation of dataset selection for pre-training and fine-tuning transformer language models for clinical question answering. In *LREC*. 5532–5538.
- [221] Peter Spyns. 1996. Natural language processing in medicine: an overview. *Methods of information in medicine* 35, 4-5 (1996), 285–301.
- [222] Pascal Sturmels, Jesse Vig, Ali Madani, and Nazneen Fatema Rajani. 2020. Profile Prediction: An Alignment-Based Pre-Training Task for Protein Sequence Models. *arXiv preprint arXiv:2012.00195* (2020).
- [223] Peng Su, Yifan Peng, and K Vijay-Shanker. 2021. Improving bert model using contrastive learning for biomedical relation extraction. *arXiv preprint arXiv:2104.13913* (2021).
- [224] Peng Su and K Vijay-Shanker. 2020. Investigation of bert model on biomedical relation extraction based on revised fine-tuning mechanism. In *BIBM. IEEE*, 2522–2529.
- [225] Dianbo Sui, Yubo Chen, Jun Zhao, Yantao Jia, Yuantao Xie, and Weijian Sun. 2020. Feded: federated learning via ensemble distillation for medical relation extraction. In *EMNLP*. 2118–2128.
- [226] Chi Sun, Xipeng Qiu, Yige Xu, and Xuanjing Huang. 2019. How to fine-tune bert for text classification?. In *China National Conference on Chinese Computational Linguistics*. Springer, 194–206.
- [227] Cong Sun, Zhihao Yang, Lei Wang, Yin Zhang, Hongfei Lin, and Jian Wang. 2020. Biomedical named entity recognition using bert in the machine reading comprehension framework. *arXiv preprint arXiv:2009.01560* (2020).
- [228] Tony Sun, Andrew Gaut, Shirlyn Tang, Yuxin Huang, Mai ElSherief, Jieyu Zhao, Diba Mirza, Elizabeth Belding, Kai-Wei Chang, and William Yang Wang. 2019. Mitigating gender bias in natural language processing: literature review. *arXiv preprint arXiv:1906.08976* (2019).
- [229] Simon Suster and Walter Daelemans. 2018. Clicr: a dataset of clinical case reports for machine reading comprehension. In *NAACL-HLT*. 1551–1563.
- [230] Raphael Tang, Rodrigo Nogueira, Edwin Zhang, Nikhil Gupta, Phuong Cam, Kyunghyun Cho, and Jimmy Lin. 2020. Rapidly bootstrapping a question answering dataset for covid-19. *arXiv preprint arXiv:2004.11339* (2020).
- [231] Yi Tay, Mostafa Dehghani, Dara Bahri, and Donald Metzler. 2020. Efficient transformers: a survey. *arXiv preprint arXiv:2009.06732* (2020).
- [232] Ashok Thillaisundaram and Theodosia Togia. 2019. Biomedical relation extraction with pre-trained language representations and minimal task-specific architecture. In *Workshop on BioNLP Open Shared Tasks*. 84–89.

- [233] Erik F. Tjong Kim Sang and Fien De Meulder. 2003. Introduction to the CoNLL-2003 shared task: language-independent named entity recognition. In *NAACL-HLT*. 142–147. <https://www.aclweb.org/anthology/W03-0419>
- [234] Hai-Long Trieu, Thy Thy Tran, Khoa NA Duong, Anh Nguyen, Makoto Miwa, and Sophia Ananiadou. 2020. Deepeventmine: end-to-end neural nested event extraction from biomedical texts. *Bioinformatics* 36, 19 (2020), 4910–4917.
- [235] George Tsatsaronis, Michael Schroeder, Georgios Paliouras, Yannis Almirantis, Ion Androutsopoulos, Eric Gaussier, Patrick Gallinari, Thierry Artieres, Michael R Alvers, Matthias Zschunke, et al. 2012. Bioasq: a challenge on large-scale biomedical semantic indexing and question answering.. In *AAAI Fall Symposium Series*. Citeseer.
- [236] Ryan Turner, David Eriksson, Michael McCourt, Juha Kiili, Eero Laaksonen, Zhen Xu, and Isabelle Guyon. 2021. Bayesian optimization is superior to random search for machine learning hyperparameter tuning: analysis of the black-box optimization challenge 2020. *arXiv preprint arXiv:2104.10201* (2021).
- [237] Elena Tutubalina, Ilseyar Alimova, Zulfat Miftahutdinov, Andrey Sakhovskiy, Valentin Malykh, and Sergey Nikolenko. 2021. The russian drug reaction corpus and neural models for drug reactions and effectiveness detection in user reviews. *Bioinformatics* 37, 2 (2021), 243–249.
- [238] Özlem Uzuner, Brett R South, Shuying Shen, and Scott L DuVall. 2011. 2010 i2b2/VA challenge on concepts, assertions, and relations in clinical text. *Journal of the American Medical Informatics Association* 18, 5 (2011), 552–556.
- [239] Erik M Van Mulligen, Annie Fourrier-Reglat, David Gurwitz, Mariam Molokhia, Ainhua Nieto, Gianluca Trifiro, Jan A Kors, and Laura I Furlong. 2012. The eu-adr corpus: annotated drugs, diseases, targets, and their relationships. *Journal of biomedical informatics* 45, 5 (2012), 879–884.
- [240] Ashish Vaswani, Noam Shazeer, Niki Parmar, Jakob Uszkoreit, Llion Jones, Aidan N Gomez, Łukasz Kaiser, and Illia Polosukhin. 2017. Attention is all you need. In *NeurIPS*. 5998–6008.
- [241] Jesse Vig, Ali Madani, Lav R. Varshney, Caiming Xiong, Richard Socher, and Nazneen Fatema Rajani. 2021. Bertology meets biology: interpreting attention in protein language models. *arXiv:2006.15222* [cs.CL]
- [242] Ivan Vulić, Edoardo Maria Ponti, Robert Litschko, Goran Glavaš, and Anna Korhonen. 2020. Probing pretrained language models for lexical semantics. *arXiv preprint arXiv:2010.05731* (2020).
- [243] Shoya Wada, Toshihiro Takeda, Shiro Manabe, Shozo Konishi, Jun Kamohara, and Yasushi Matsumura. 2020. Pre-training technique to localize medical bert and enhance biomedical bert. *arXiv preprint arXiv:2005.07202* (2020).
- [244] David Wadden, Ulme Wennberg, Yi Luan, and Hannaneh Hajishirzi. 2019. Entity, relation, and event extraction with contextualized span representations. In *EMNLP-IJCNLP*. 5788–5793.
- [245] Byron C Wallace, Sayantan Saha, Frank Soboczenski, and Iain J Marshall. 2020. Generating (factual?) narrative summaries of rcts: experiments with neural multi-document summarization. *arXiv preprint arXiv:2008.11293* (2020).
- [246] Alex Wang, Amanpreet Singh, Julian Michael, Felix Hill, Omer Levy, and Samuel R Bowman. 2018. Glue: a multi-task benchmark and analysis platform for natural language understanding. *arXiv preprint arXiv:1804.07461* (2018).
- [247] Benyou Wang, Lifeng Shang, Christina Lioma, Xin Jiang, Hao Yang, Qun Liu, and Jakob Grue Simonsen. 2021. On position embeddings in bert. In *ICLR*, Vol. 2. 12–13.
- [248] Benyou Wang, Donghao Zhao, Christina Lioma, Qiuchi Li, Peng Zhang, and Jakob Grue Simonsen. 2019. Encoding word order in complex embeddings. *ICLR 2020 spotlight* (2019).
- [249] Lucy Lu Wang, Kyle Lo, Yoganand Chandrasekhar, Russell Reas, Jiangjiang Yang, Doug Burdick, Darrin Eide, Kathryn Funk, Yannis Katsis, Rodney Michael Kinney, et al. 2020. Cord-19: the covid-19 open research dataset. In *ACL Workshop on NLP for COVID-19*.
- [250] Qingchuan Wang and Haihong E. 2020. A bert-based named entity recognition in chinese electronic medical record. In *ICCPR*. 13–17.
- [251] Xing David Wang, Leon Weber, and Ulf Leser. 2020. Biomedical event extraction as multi-turn question answering. In *ACL Workshop on Health Text Mining and Information Analysis*. 88–96.
- [252] Yanshan Wang, Naveed Afzal, Sunyang Fu, Liwei Wang, Feichen Shen, Majid Rastegar-Mojarad, and Hongfang Liu. 2020. Medsts: a resource for clinical semantic textual similarity. *Language Resources and Evaluation* 54, 1 (2020), 57–72.
- [253] Yanshan Wang, Sunyang Fu, Feichen Shen, Sam Henry, Ozlem Uzuner, and Hongfang Liu. 2020. The 2019 n2c2/ohnlp track on clinical semantic textual similarity: overview. *JMIR Medical Informatics* 8, 11 (2020), e23375.
- [254] Yanshan Wang, Liwei Wang, Majid Rastegar-Mojarad, Sungrim Moon, Feichen Shen, Naveed Afzal, Sijia Liu, Yuqun Zeng, Saeed Mehrabi, Sunghwan Sohn, et al. 2018. Clinical information extraction applications: a literature review. *Journal of biomedical informatics* 77 (2018), 34–49.
- [255] Neha Warikoo, Yung-Chun Chang, and Wen-Lian Hsu. 2021. Lbert: lexically aware transformer-based bidirectional encoder representation model for learning universal bio-entity relations. *Bioinformatics* 37, 3 (2021), 404–412.
- [256] Qiang Wei, Zongcheng Ji, Yuqi Si, Jingcheng Du, Jingqi Wang, Firat Tiryaki, Stephen Wu, Cui Tao, Kirk Roberts, and Hua Xu. 2019. Relation extraction from clinical narratives using pre-trained language models. In *AMIA Annual Symposium Proceedings*, Vol. 2019. American Medical Informatics Association, 1236.
- [257] Zhongyu Wei, Qianlong Liu, Baolin Peng, Huaixiao Tou, Ting Chen, Xuan-Jing Huang, Kam-Fai Wong, and Xiang Dai. 2018. Task-oriented dialogue system for automatic diagnosis. In *ACL*. 201–207.
- [258] Konstantin Weißenow, Michael Heinzinger, and Burkhard Rost. 2021. Protein language model embeddings for fast, accurate, alignment-free protein structure prediction. *bioRxiv* (2021).
- [259] Wei-Hung Weng and Peter Szolovits. 2019. Representation learning for electronic health records. *arXiv preprint arXiv:1909.09248* (2019).

- [260] Taesun Whang, Dongyub Lee, Chanhee Lee, Kisu Yang, Dongsuk Oh, and Heuseok Lim. 2020. An effective domain adaptive post-training method for bert in response selection.. In *INTERSPEECH*. 1585–1589.
- [261] Adina Williams, Nikita Nangia, and Samuel Bowman. 2018. A broad-coverage challenge corpus for sentence understanding through inference. In *NAACL-HLT* (New Orleans, Louisiana). Association for Computational Linguistics, 1112–1122. <http://aclweb.org/anthology/N18-1101>
- [262] Thomas Wolf, Lysandre Debut, Victor Sanh, Julien Chaumond, Clement Delangue, Anthony Moi, Pierric Cistac, Tim Rault, Rémi Louf, Morgan Funtowicz, Joe Davison, Sam Shleifer, Patrick von Platen, Clara Ma, Yacine Jernite, Julien Plu, Canwen Xu, Teven Le Scao, Sylvain Gugger, Mariama Drame, Quentin Lhoest, and Alexander M. Rush. 2020. Huggingface's transformers: state-of-the-art natural language processing. *arXiv:1910.03771* [cs.CL]
- [263] Stephen Wu, Kirk Roberts, Surabhi Datta, Jingcheng Du, Zongcheng Ji, Yuqi Si, Sarvesh Soni, Qiong Wang, Qiang Wei, Yang Xiang, et al. 2020. Deep learning in clinical natural language processing: a methodical review. *Journal of the American Medical Informatics Association* 27, 3 (2020), 457–470.
- [264] Yonghui Wu, Mike Schuster, Zhifeng Chen, Quoc V Le, Mohammad Norouzi, Wolfgang Macherey, Maxim Krikun, Yuan Cao, Qin Gao, Klaus Macherey, et al. 2016. Google's neural machine translation system: bridging the gap between human and machine translation. *arXiv preprint arXiv:1609.08144* (2016).
- [265] Zhiyong Wu, Yun Chen, Ben Kao, and Qun Liu. 2020. Perturbed masking: parameter-free probing for analyzing and interpreting bert. In *ACL*. 4166–4176.
- [266] Yuan Xia, Jingbo Zhou, Zhenhui Shi, Chao Lu, and Haifeng Huang. 2020. Generative adversarial regularized mutual information policy gradient framework for automatic diagnosis. In *AAAI*, Vol. 34. 1062–1069.
- [267] Yijia Xiao, Jiezhong Qiu, Ziang Li, Chang-Yu Hsieh, and Jie Tang. 2021. Modeling Protein Using Large-scale Pretrain Language Model. *arXiv preprint arXiv:2108.07435* (2021).
- [268] Lin Xu, Qixian Zhou, Ke Gong, Xiaodan Liang, Jianheng Tang, and Liang Lin. 2019. End-to-end knowledge-routed relational dialogue system for automatic diagnosis. In *AAAI*, Vol. 33. 7346–7353.
- [269] Song Xu, Haoran Li, Peng Yuan, Yujia Wang, Youzheng Wu, Xiaodong He, Ying Liu, and Bowen Zhou. 2021. K-plug: knowledge-injected pre-trained language model for natural language understanding and generation in e-commerce. *arXiv preprint arXiv:2104.06960* (2021).
- [270] Kui Xue, Yangming Zhou, Zhiyuan Ma, Tong Ruan, Huanhuan Zhang, and Ping He. 2019. Fine-tuning bert for joint entity and relation extraction in chinese medical text. In *BIBM*. IEEE, 892–897.
- [271] Pranjul Yadav, Michael Steinbach, Vipin Kumar, and Gyorgy Simon. 2018. Mining electronic health records (ehrs) a survey. *ACM Computing Surveys (CSUR)* 50, 6 (2018), 1–40.
- [272] Shweta Yadav, Vishal Pallagani, and Amit Sheth. 2020. Medical knowledge-enriched textual entailment framework. In *ICCL*. 1795–1801.
- [273] Keisuke Yamada and Michiaki Hamada. 2021. Prediction of rna-protein interactions using a nucleotide language model. *bioRxiv* (2021).
- [274] Guojun Yan, Jiahuan Pei, Pengjie Ren, Zhumin Chen, Zhaochun Ren, and Huasheng Liang. 2021. M<sup>2</sup>-MedDialog: A Dataset and Benchmarks for Multi-domain Multi-service Medical Dialogues. *arXiv preprint arXiv:2109.00430* (2021).
- [275] Qiang Yang, Yang Liu, Tianjian Chen, and Yongxin Tong. 2019. Federated machine learning: concept and applications. *ACM Transactions on Intelligent Systems and Technology (TIST)* 10, 2 (2019), 1–19.
- [276] Wenmian Yang, Guangtao Zeng, Bowen Tan, Zeqian Ju, Subrato Chakravorty, Xuehai He, Shu Chen, Xingyi Yang, Qingyang Wu, Zhou Yu, et al. 2020. On the generation of medical dialogues for covid-19. *arXiv preprint arXiv:2005.05442* (2020).
- [277] Xi Yang, Jiang Bian, William R Hogan, and Yonghui Wu. 2020. Clinical concept extraction using transformers. *Journal of the American Medical Informatics Association* (10 2020). <https://doi.org/10.1093/jamia/ocaa189> *arXiv:https://academic.oup.com/jamia/advance-article-pdf/doi/10.1093/jamia/ocaa189/34055422/ocaa189.pdf* ocaa189.
- [278] Xi Yang, Xing He, Hansi Zhang, Yinghan Ma, Jiang Bian, and Yonghui Wu. 2020. Measurement of semantic textual similarity in clinical texts: comparison of transformer-based models. *JMIR Medical Informatics* 8, 11 (2020), e19735.
- [279] Zhilin Yang, Zihang Dai, Yiming Yang, Jaime Carbonell, Ruslan Salakhutdinov, and Quoc V. Le. 2020. Xlnet: generalized autoregressive pretraining for language understanding. *arXiv:1906.08237* [cs.CL]
- [280] Wonjin Yoon, Richard Jackson, Jaewoo Kang, and Aron Lagerberg. 2021. Sequence tagging for biomedical extractive question answering. *arXiv preprint arXiv:2104.07535* (2021).
- [281] Wonjin Yoon, Jinhyuk Lee, Donghyeon Kim, Minbyul Jeong, and Jaewoo Kang. 2019. Pre-trained language model for biomedical question answering. In *ECML PKDD*. Springer, 727–740.
- [282] Xin Yu, Wenshen Hu, Sha Lu, Xiaoyan Sun, and Zhenming Yuan. 2019. Biobert based named entity recognition in electronic medical record. In *ITME*. IEEE, 49–52.
- [283] Zheng Yuan, Yijia Liu, Chuanqi Tan, Songfang Huang, and Fei Huang. 2021. Improving biomedical pretrained language models with knowledge. *arXiv preprint arXiv:2104.10344* (2021).
- [284] Zheng Yuan, Zhengyun Zhao, and Sheng Yu. 2020. Coder: knowledge infused cross-lingual medical term embedding for term normalization. *arXiv preprint arXiv:2011.02947* (2020).
- [285] Guangtao Zeng, Wenmian Yang, Zeqian Ju, Yue Yang, Sicheng Wang, Ruisi Zhang, Meng Zhou, Jiaqi Zeng, Xiangyu Dong, Ruoyu Zhang, et al. 2020. Meddialog: a large-scale medical dialogue dataset. In *EMNLP*. 9241–9250.

- [286] Zhiqiang Zeng, Hua Shi, Yun Wu, and Zhiling Hong. 2015. Survey of natural language processing techniques in bioinformatics. *Computational and mathematical methods in medicine* 2015 (2015).
- [287] Haoran Zhang, Amy X Lu, Mohamed Abdalla, Matthew McDermott, and Marzyeh Ghassemi. 2020. Hurtful words: quantifying biases in clinical contextual word embeddings. In *CHIL*. 110–120.
- [288] Ningyu Zhang, Zhen Bi, Xiaozhuan Liang, Lei Li, Xiang Chen, Shumin Deng, Luoqiu Li, Xin Xie, Hongbin Ye, Xin Shang, Kangping Yin, Chuanqi Tan, Jian Xu, Mosha Chen, Fei Huang, Luo Si, Yuan Ni, Guotong Xie, Zhifang Sui, Baobao Chang, Hui Zong, Zheng Yuan, Linfeng Li, Jun Yan, Hongying Zan, Kunli Zhang, Huajun Chen, Buzhou Tang, and Qingcai Chen. 2021. Cblue: a chinese biomedical language understanding evaluation benchmark. [arXiv:2106.08087](#) [cs.CL]
- [289] Ningyu Zhang, Qianghui Jia, Kangping Yin, Liang Dong, Feng Gao, and Nengwei Hua. 2020. Conceptualized representation learning for chinese biomedical text mining. *arXiv preprint arXiv:2008.10813* (2020).
- [290] Rong Zhang, Revanth Gangi Reddy, Md Arafat Sultan, Vittorio Castelli, Anthony Ferritto, Radu Florian, Efsun Sarioglu Kayi, Salim Roukos, Avirup Sil, and Todd Ward. 2020. Multi-stage pre-training for low-resource domain adaptation. [arXiv:2010.05904](#) [cs.CL]
- [291] Sheng Zhang, Xin Zhang, Hui Wang, Lixiang Guo, and Shanshan Liu. 2018. Multi-scale attentive interaction networks for chinese medical question answer selection. *IEEE Access* 6 (2018), 74061–74071.
- [292] Wei Zhang, Lu Hou, Yichun Yin, Lifeng Shang, Xiao Chen, Xin Jiang, and Qun Liu. 2020. Ternarybert: distillation-aware ultra-low bit bert. [arXiv:2009.12812](#) [cs.CL]
- [293] Yuanzhe Zhang, Zhongtao Jiang, Tao Zhang, Shiwan Liu, Jiarun Cao, Kang Liu, Shengping Liu, and Jun Zhao. 2020. Mie: a medical information extractor towards medical dialogues. In *ACL*. 6460–6469.
- [294] Yizhe Zhang, Siqi Sun, Michel Galley, Yen-Chun Chen, Chris Brockett, Xiang Gao, Jianfeng Gao, Jingjing Liu, and William B Dolan. 2020. Dialogpt: large-scale generative pre-training for conversational response generation. In *ACL: System Demonstrations*. 270–278.
- [295] Zhichang Zhang, Minyu Zhang, Tong Zhou, and Yanlong Qiu. 2020. Pre-trained language model augmented adversarial training network for chinese clinical event detection. *Math. Biosci. Eng* 17 (2020), 2825–2841.
- [296] Jieyu Zhao, Tianlu Wang, Mark Yatskar, Vicente Ordonez, and Kai-Wei Chang. 2017. Men also like shopping: reducing gender bias amplification using corpus-level constraints. *arXiv preprint arXiv:1707.09457* (2017).
- [297] Huiwei Zhou, Xuefei Li, Weihong Yao, Chengkun Lang, and Shixian Ning. 2019. Dut-nlp at mediqa 2019: an adversarial multi-task network to jointly model recognizing question entailment and question answering. In *BioNLP Workshop and Shared Task*. 437–445.
- [298] Henghui Zhu, Ioannis C Paschalidis, and Amir M Tahmasebi. 2018. Clinical concept extraction with contextual word embedding. In *NeuIPS Workshop on Machine Learning for Health*.
- [299] Wei Zhu, Yuan Ni, Xiaoling Wang, and Guotong Xie. 2021. Discovering better model architectures for medical query understanding. In *NAACL-HLT*. 230–237.
- [300] Yukun Zhu, Ryan Kiros, Rich Zemel, Ruslan Salakhutdinov, Raquel Urtasun, Antonio Torralba, and Sanja Fidler. 2015. Aligning books and movies: towards story-like visual explanations by watching movies and reading books. In *ICCV*. 19–27.