

Competitive Perimeter Defense of Conical Environments

Shivam Bajaj¹, Eric Torng², Shaunak D. Bopardikar¹,
Alexander Von Moll³, Isaac Weintraub³, Eloy Garcia³, David W. Casbeer³

Abstract—We consider a perimeter defense problem in a planar conical environment in which a single vehicle, having a finite capture radius, aims to defend a concentric perimeter from mobile intruders. The intruders are arbitrarily released at the circumference of the environment and they move radially toward the perimeter with fixed speed. We present a competitive analysis approach to this problem by measuring the performance of multiple online algorithms for the vehicle against *arbitrary* inputs, relative to an optimal offline algorithm that has information about entire input sequence in advance. In particular, we establish two necessary conditions on the parameter space to guarantee (i) finite competitiveness of any algorithm and (ii) a competitive ratio of at least 2 for any algorithm. We then design and analyze three online algorithms and characterize parameter regimes in which they have finite competitive ratios. Specifically, our first two algorithms are provably 1, and 2-competitive, respectively, whereas our third algorithm exhibits different competitive ratios in different regimes of problem parameters. Finally, we provide a numerical plot in the parameter space to reveal additional insights into the relative performance of our algorithms.

I. INTRODUCTION

This work considers a perimeter defense problem in a conical environment in which a single mobile vehicle seeks to intercept mobile intruders before they enter a specified region (referred to as the perimeter). This scenario arises when a UAV is required to tag (or relay critical information to) the intruders (targets) before they reach a specific region of interest. The intruders are generated at the boundary of the environment and move radially inwards with fixed speed toward the perimeter. The vehicle, which has a finite capture radius, moves with bounded speed (greater than that of the intruders) with the aim of *capturing* as many intruders as possible before they reach the perimeter. This is an online problem as the number and the arrival location of intruders is gradually revealed over time.

Most prior works in the area of perimeter defense have either focused on determining optimal strategies for a small number of agents or considered a stochastic arrival process for the intruders [1]–[3]. Although these studies provide

valuable insights, they essentially ignore the *worst-case performance* where the intruders might coordinate their actions to overwhelm the defense [4].

In this work, we adopt a competitive analysis technique [5] to assess online vehicle motion planning algorithms. In competitive analysis, we measure the performance of an online algorithm, A , using the concept of *competitive ratio*, i.e., the ratio of an optimal offline algorithm's performance divided by algorithm A 's performance for a worst-case input instance. Algorithm A is c -competitive if its competitive ratio is no larger than c which means its performance is guaranteed to be within a factor, c , of the optimal for all input instances. In this work, the performance of an algorithm, either online or offline, is measured by the fraction of intruders captured.

A related area of research is vehicle routing with new inputs arriving over time. Introduced on graphs in [6], a typical approach requires that the vehicle routes be re-planned as new information is revealed over time. We refer the reader to [7] and the references therein for a review of this literature. In most of the vehicle routing problems, the input (known as *demands*) are static, and so, the problem is to find the shortest route through the demands in order to minimize (maximize) the cost (reward); examples of such metrics would be the total service time or the number of inputs *serviced*. In perimeter defense scenarios, the input (intruders) are not static. Instead, they are moving towards a specified region, making this problem more challenging than the former. In our previous works, we introduced perimeter defense problems in circular and rectangular environments with stochastically generated input, [3], [8]. The key distinction of our current work from these past works is the characterization of *competitiveness* for the worst-case inputs, as opposed to the average-case.

Perimeter defense problems were first introduced for a single vehicle and a single intruder in [9]. Since then, perimeter defense has been mostly formulated as a pursuit-evasion differential game. The multiplayer setting for the same has been studied extensively as a reach-avoid game in which the aim is to design control policies for the intruders and the defenders [10]–[12]. A typical approach requires computing solutions to the Hamilton-Jacobi-Bellman-Isaacs equation, which is generally only suitable for low dimensional state spaces and in simple environments [13], [14]. Recent works include [15]–[18]. Authors in [15] propose a receding horizon strategy based on maximum matching, [16], [17] consider a scenario wherein the defenders are constrained to be on the perimeter and [18] extends the reach avoid game to n -dimensional Euclidean spaces. Previously,

¹S. Bajaj and S. D. Bopardikar are with the Department of Electrical and Computer Engineering, Michigan State University. Email: bajajshi@msu.edu (Shivam Bajaj)

²E. Torng is with the Department of Computer Science and Engineering, Michigan State University.

³A. Von Moll, I. Weintraub, E. Garcia and D. Casbeer are with Control Science Center, Air Force Research Laboratory.

This research was supported in part by the Air Force Office of Scientific Research Summer Faculty Fellowship Program, Contract Numbers FA8750-15-3-6003, FA9550-15-0001 and FA9550-20-F-0005 and in part by NSF Award ECCS-2030556. Approved for public release: distribution unlimited, case number: AFRL-2021-3011.

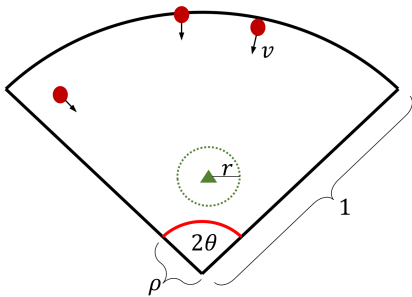


Fig. 1. Problem Description. The dark red circles represent the intruders, and the vehicle and its capture circle are represented by the green triangle and green circle, respectively. The perimeter is denoted by the red curve.

we introduced a perimeter defense problem for linear environments based on the use of competitive analysis [19]. The key distinction of our current work from the past work is the geometry of the environment which yields novel results in terms of optimally placing the vehicle, role of capture radius and additional conditions to guarantee competitiveness of the algorithms.

The general contribution of this paper is that we consider a conical environment of unit radius and angle 2θ in which arbitrary number of intruders are released at the circumference of the environment at arbitrary time instances. Upon release, the intruders move radially inwards with fixed speed $v < 1$ with the aim of reaching a conical perimeter of radius $\rho < 1$ and angle 2θ . A single vehicle having a finite capture radius r , moves with maximum speed of unity with an aim to capture the intruders. Our main contributions are as follows. We first establish two necessary conditions in the parameter space for achieving a c -competitive algorithm with a finite c . Specifically, we characterize the parameter regime in which no online algorithm is c -competitive and a parameter regime in which no algorithm can be better than 2-competitive. Next, we design and analyze three classes of algorithms and establish their competitiveness. Specifically, we identify parameter regimes in which the first two algorithms are provably 1 and 2-competitive, respectively, and the third algorithm has a finite competitive ratio that varies with the problem parameters (r, ρ, θ) .

This paper is organized as follows. In section II, we formally describe our problem and define the competitive ratio for online algorithms. Section III establishes two necessary conditions; first on achieving a finite competitive ratio and second on achieving at best a competitive ratio of 2. In section IV, we design and analyze three algorithms and establish their competitive ratios, section V provides additional insights through numerous parameter space plots and finally, section VI summarizes this work and outlines directions for future works.

II. PROBLEM DESCRIPTION

Consider a conical environment of $\mathcal{E}(\theta) = \{(y, \alpha) : 0 < y \leq 1, -\theta \leq \alpha \leq \theta\}$ which contains a conical region

(referred to as perimeter) $\mathcal{R}(\rho, \theta) = \{(z, \alpha) : 0 < z \leq \rho < 1, -\theta \leq \alpha \leq \theta\}$ (Fig. 1). Intruders arrive over time at the circumference of the environment, i.e., $y = 1$ and move radially inwards with a fixed speed v towards the origin in order to breach the perimeter. The defense consists of a single vehicle with motion modeled as a first order integrator with maximum speed of unity and a finite capture radius $r < \rho$ ¹. A *capture circle* is defined as a circle of radius r , centered at the vehicle's location. An intruder is *captured* and subsequently removed from $\mathcal{E}(\theta)$ if it lies within or on the capture circle. An intruder is said to be *lost* if the intruder reaches the perimeter without being captured by the vehicle.

A *problem instance* $\mathcal{P}(\theta, \rho, v, r)$ is characterized by four parameters: the speed of the intruders, $v < 1$, the perimeter's radius $0 < \rho < 1$, the angle that defines the size of the environment as well as the perimeter, $0 < \theta \leq \pi$ and, the capture radius $r < \rho$. An input instance \mathcal{I} is a set of tuples consisting of time instant $t \leq T$, where T denotes the final time instant, the number of intruders $N(t)$ that are released at time instant t , and the arrival location of each of the $N(t)$ intruders. Formally, $\mathcal{I} = \{t, N(t), \{(1, \alpha_1), (1, \alpha_2), \dots, (1, \alpha_{N(t)})\}\}_{t=0}^T$, for any $\alpha_l \in [-\theta, \theta]$ where $1 \leq l \leq N(t)$.

We now formally define an online algorithm.

Online Algorithm: An online algorithm is a map $\mathcal{A} : \mathcal{I}(t) \rightarrow \mathcal{B}_1$, where \mathcal{B}_1 denotes a unit ball. In other words, \mathcal{A} assigns a velocity in the plane with at most unit magnitude to the vehicle as a function of the input $\mathcal{I}(t) \subset \mathcal{I}$ revealed until time t , yielding the kinematic model, $\dot{\mathbf{x}}(t) = \mathcal{A}(\mathcal{I}(t))$, where \mathbf{x} denotes the vehicle's polar coordinates.

An optimal *offline algorithm* is a non-causal algorithm which computes the velocity of the vehicle at any time t as a function of the entire input instance \mathcal{I} ; that is, it knows in advance when, where, and how many intruders will arrive.

Definition 1 (Competitive Ratio) *Given a problem instance $\mathcal{P}(\theta, \rho, r, v)$, an input instance \mathcal{I} , and an online algorithm A , let $A(\mathcal{I})$ denote the the number of intruders captured by the vehicle when using algorithm A on input instance \mathcal{I} . Let \mathcal{O} denote the optimal offline algorithm that maximizes the number of intruders captured out of input instance \mathcal{I} . Then, the competitive ratio of A on \mathcal{I} is defined as $c_A(\mathcal{I}) = \frac{\mathcal{O}(\mathcal{I})}{A(\mathcal{I})} \geq 1$, and the competitive ratio of A for the problem instance \mathcal{P} is $c_A(\mathcal{P}) = \sup_{\mathcal{I}} c_A(\mathcal{I})$. Finally, the competitive ratio for the problem instance \mathcal{P} is $c(\mathcal{P}) = \inf_A c_A(\mathcal{P})$. An algorithm is c -competitive for the problem instance $\mathcal{P}(\theta, \rho, r, v)$ if $c_A(\mathcal{P}) \leq c$, where $c \geq 1$ is a constant.*

Problem Statement: The aim is to establish fundamental guarantees and to design c -competitive algorithms for the vehicle with minimum c .

In light of Lemma 1 in [19], we restrict our attention to extreme speed algorithms that move the vehicle with maximum speed or keep it stationary.

¹If $r \geq \rho$, then the problem is trivial as an algorithm that positions the vehicle at the origin can capture all intruders.

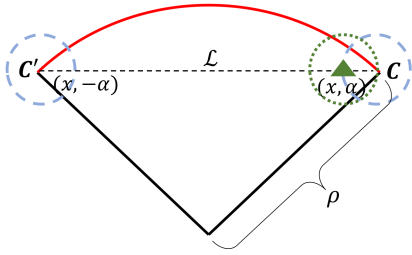


Fig. 2. Description of proof of Lemma III.2. The blue dashed circles C and C' are centered at (ρ, θ) and $(\rho, -\theta)$ respectively. The vehicle, denoted by the green triangle, is located at (x, α) . The line \mathcal{L} is denoted by the black dashed line.

III. FUNDAMENTAL LIMIT

Before we establish necessary conditions in the space of problem parameters (θ, v, r, ρ) we provide two properties based on geometry of the environment.

Lemma III.1 *For a problem instance \mathcal{P} with $\theta < \frac{\pi}{4}$, all intruders can be captured if $r \geq \rho \tan(\theta)$ by positioning the vehicle at $(\frac{\rho}{\cos(\theta)}, 0)$.*

Proof: Let $(x, \alpha) \in \mathcal{E}(\theta)$ denote a location for the vehicle such that when the vehicle is positioned at (x, α) , the capture circle contains the entire circumference of the perimeter. Note that in order to ensure that the capture circle contains the entire perimeter, location (x, α) must be equidistant from the points (ρ, θ) and $(\rho, -\theta)$, i.e., the position of the vehicle (x, α) must lie on the angle bisector that bisects angle 2θ of the environment, implying that $\alpha = 0$. Further, the minimum capture radius r must be a value such that the capture circle is tangent to the sector of radius ρ and angle 2θ . Using the property that the radius of a circle is perpendicular to its tangent and applying trigonometric definitions, we obtain $r = \rho \tan(\theta)$ and $x = \frac{\rho}{\cos(\theta)}$. This concludes the proof. ■

The next result characterizes the minimum time required by the vehicle to move from one end of the perimeter to the other.

Lemma III.2 *The minimum time required by the vehicle to move from a location such that the capture circle contains one end of the perimeter, (ρ, θ) , to a location such that the capture circle contains the opposite end of the perimeter, $(\rho, -\theta)$, is $2(\rho \sin(\theta) - r)$ if $\theta < \frac{\pi}{2}$ and $2(\rho - r)$ otherwise.*

Proof: Consider two circles C and C' , each of radius r and with centers coinciding with the points (ρ, θ) and $(\rho, -\theta)$, respectively (Fig. 2). Observe that, if the vehicle is located at any point within the intersection of the circle C (resp. C') and the perimeter, then the location (ρ, θ) (resp. $(\rho, -\theta)$) will be contained within the capture circle.

Let $(x, \alpha) \in \mathcal{E}(\theta)$ (resp. $(x, -\alpha)$) denote a point on the circumference of circle C (resp. C'). Our aim is to determine the closest possible pair of locations (x, α) and $(x, -\alpha)$;

that is, the pair of positions that minimizes the distance the vehicle needs to travel to go from one point to the other. We consider two cases: (i) $\theta \leq \frac{\pi}{2}$ and (ii) $\theta > \frac{\pi}{2}$.

For case (i), finding the closest pair of points corresponds to determining the shortest distance along the line \mathcal{L} between the two circles C and C' . The shortest line that connects any two non intersecting circles must pass through the center of the circles, so \mathcal{L} must pass through (ρ, θ) and $(\rho, -\theta)$, and the points (x, α) and $(x, -\alpha)$ are where \mathcal{L} intersects C and C' , respectively. We compute the distance between the two points as follows. We first find the angle bisector which bisects the angle 2θ of the environment. Note that the angle bisector is also the perpendicular bisector of line \mathcal{L} as the triangle formed by joining points (ρ, θ) , $(\rho, -\theta)$ and the origin is an isosceles triangle. By constructing a triangle that joins the points (x, α) , origin, and the midpoint of line \mathcal{L} and using trigonometric identities, we determine that $x = \frac{\rho \sin(\theta) - r}{\sin(\alpha)}$ and $\alpha = \tan^{-1}(\frac{\rho \sin(\theta) - r}{\rho \cos(\theta)})$. From geometry, it follows that the length of the line segment joining the points (x, α) and $(x, -\alpha)$ is $2(\rho \sin(\theta) - r)$. Note that when $\theta = \frac{\pi}{2}$, \mathcal{L} runs through the origin simplifying this expression to $2(\rho - r)$ matching the expression from case (ii).

For case (ii), the corresponding line \mathcal{L} is not contained in the environment which means the vehicle cannot travel on \mathcal{L} to move from (x, α) to $(x, -\alpha)$. Instead, the shortest path is to first move to the origin from (x, α) and then to the location $(x, -\alpha)$ from the origin. This gives us $x = \rho - r$ and $\alpha = \theta$ and a minimum distance of $2(\rho - r)$. This concludes the proof. ■

We now present our first necessary condition on the problem parameters for a finite $c(\mathcal{P})$.

Theorem III.3 (Necessary condition for finite $c(\mathcal{P})$) *For any problem instance $\mathcal{P}(v, \rho, r, \theta)$ with parameters satisfying*

$$2(\rho \sin(\theta) - r) > \frac{1 - \rho}{v}, \text{ if } \theta < \frac{\pi}{2},$$

$$2(\rho - r) > \frac{1 - \rho}{v}, \text{ if } \theta \geq \frac{\pi}{2},$$

there does not exist a c -competitive algorithm for any constant c and no algorithm, either online or offline, can capture all intruders.

Proof: In this proof, we first construct an input sequence and then determine the number of intruders captured in that input sequence by any online algorithm. Finally, we compare the performance with the performance of an optimal offline algorithm to establish the result.

Consider an online algorithm \mathcal{A} and an optimal offline algorithm \mathcal{O} . For both algorithms, assume that the vehicle starts at the origin at time 0. The input instance starts at time instant 1 with a *stream* of intruders, i.e., a single intruder being released every $\frac{1-\rho}{v}$ time units apart, at location $(1, \theta)$. If \mathcal{A} never captures any stream intruders, the stream never ends meaning the algorithm \mathcal{A} will not be c -competitive for any constant $c \geq 1$, and the first result follows as the optimal offline algorithm can move to (ρ, θ) and capture all

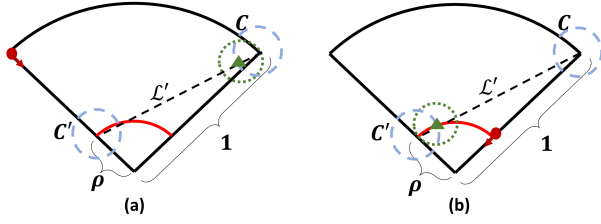


Fig. 3. Description of the proof of Theorem III.4 for I_3 . The red curve denotes the perimeter. The circles \mathcal{C} and \mathcal{C}' are denoted by blue dashed circles and the line segment \mathcal{L}' is denoted by the black dashed line. The vehicle and the intruders are denoted by a green triangle and a red dot, respectively. (a) The vehicle is located at (t_1, α_1) at time t_1 . Intruder b is at $(1, -\theta)$. (b) The vehicle is located at (t_2, α_2) . Intruder b is captured but intruder a is lost.

the stream intruders. We thus assume \mathcal{A} does capture at least one stream intruder, say the i^{th} one, at time t . The input instance ends with the release of a burst of $c + 1$ intruders that arrive at location $(1, -\theta)$ at the same time instant t .

We now identify how many intruders \mathcal{A} can capture. First, it cannot capture stream intruders 1 through $i - 1$ because the stream intruders arrive $\frac{1-\rho}{v}$ time units apart meaning the previous intruder reaches the perimeter and thus is lost just as the next stream intruder arrives. We now show that the vehicle cannot capture any of the $c + 1$ burst intruders. At time t , the vehicle must be at most r distance away from the i^{th} stream intruder in order to capture it. Likewise, it has only $\frac{1-\rho}{v}$ time to move to capture the $c + 1$ burst intruders that arrived at time t . From Lemma III.2 and our given conditions, $2(\rho \sin(\theta) - r) > \frac{1-\rho}{v}$ (resp. $2(\rho - r) > \frac{1-\rho}{v}$) for $\theta < \frac{\pi}{2}$ (resp. $\theta \geq \frac{\pi}{2}$), the vehicle is guaranteed to not capture the burst intruders.

On the other hand, the optimal offline algorithm \mathcal{O} can move the vehicle to location (x, α) , as defined in Lemma III.2, until the first $i - 1$ intruders have been captured and then move the vehicle to $(x, -\alpha)$ capturing the burst intruders, losing only the i^{th} intruder. This concludes the proof. ■

We now establish a necessary condition for the existence of online algorithms having a competitive ratio of at least 2. We first characterize locations $(t_1, \alpha_1) \in \mathcal{E}(\theta)$ and $(t_2, \alpha_2) \in \mathcal{E}(\theta)$ for the vehicle (Fig. 3), where

$$\begin{aligned}
 t_1 &= \sqrt{1 + r^2 - \frac{2r(1-\rho \cos(2\theta))}{\sqrt{1+\rho^2-2\rho \cos(2\theta)}}}, \\
 \alpha_1 &= \tan^{-1} \left(\frac{\sin(\theta)\sqrt{1+\rho^2-2\rho \cos(2\theta)} - r(1+\rho) \sin(\theta)}{\cos(\theta)\sqrt{1+\rho^2-2\rho \cos(2\theta)} - r(1-\rho) \cos(\theta)} \right), \\
 t_2 &= \sqrt{\rho^2 + r^2 + \frac{2r\rho(\cos(2\theta) - \rho)}{\sqrt{1+\rho^2-2\rho \cos(2\theta)}}}, \\
 \alpha_2 &= \tan^{-1} \left(\frac{-\rho \sin(\theta)\sqrt{1+\rho^2-2\rho \cos(2\theta)} + r(1+\rho) \sin(\theta)}{\rho \cos(\theta)\sqrt{1+\rho^2-2\rho \cos(2\theta)} + r(1-\rho) \cos(\theta)} \right).
 \end{aligned}$$

The locations (t_1, α_1) and (t_2, α_2) are determined analogously to the proof of Lemma III.2, and so, we only give an outline for it. Construct two circles \mathcal{C} and \mathcal{C}' , each of radius r , centered at $(1, \theta)$ and $(\rho, -\theta)$ and consider a line segment \mathcal{L}' that joins the centers of the two circles (Fig. 3). Then, location (t_1, α_1) (resp. (t_2, α_2)) corresponds to the

intersection points of the line segment \mathcal{L}' with circles \mathcal{C} and \mathcal{C}' , respectively.

Theorem III.4 (Necessary condition for $c(\mathcal{P}) \geq 2$) For any problem instance $\mathcal{P}(\theta, \rho, r, v)$, $c(\mathcal{P}) \geq 2$ if

$$\begin{aligned}
 \frac{1-\rho}{v} &\leq \sqrt{1 + \rho^2 - 2\rho \cos(2\theta)} - 2r, & \text{if } \theta \leq \frac{\pi}{2} \\
 \frac{1-\rho}{v} &\leq 1 + \rho - 2r, & \text{if } \theta > \frac{\pi}{2}.
 \end{aligned}$$

Proof: The key idea is to construct input instances for which any online algorithm is guaranteed to lose half the intruders while proving that an offline algorithm exists that can intercept all intruders. All of our input instances consists of two intruders denoted by a and b that arrive at location $(1, \theta)$ and $(1, -\theta)$, respectively, and we assume that the vehicle starts at the origin.

Two cases arise; (i) $\theta \leq \frac{\pi}{2}$ and (ii) $\theta > \frac{\pi}{2}$. We first consider case (i), i.e., $\theta \leq \frac{\pi}{2}$.

Consider that $\frac{1-\rho}{v} = \sqrt{1 + \rho^2 - 2\rho \cos(2\theta)} - 2r$ and consider an input instance I_1 in which both intruders a and b arrive at time instant t_1 . This is the time that the vehicle takes to move from the origin directly to location (t_1, α_1) . We claim that the best way for any algorithm to capture both intruders is to capture either intruder a or b exactly at time t_1 , i.e., as soon as it arrives and then move to capture the second intruder in minimum time. The explanation is as follows.

The total time taken by the vehicle to capture both the intruders in the worst case is $\frac{1-x_i}{v} + \sqrt{x_i^2 + \rho^2 - 2x_i\rho \cos(2\theta)} - 2r$, where $\rho \leq x_i \leq 1$ is the radial component of the location of the first of the two intruders at the time of capture. The expression of the total time is determined as follows: The term $\frac{1-x_i}{v}$ is the intercept time for the first intruder. For the second term, construct a line segment \mathcal{L} joining two points (x_i, θ) (resp. $(x_i, -\theta)$) and $(\rho, -\theta)$ (resp. (ρ, θ)). Then, the length of the line segment \mathcal{L} is given by $\sqrt{x_i^2 + \rho^2 - 2x_i\rho \cos(2\theta)}$ from which we subtract $2r$ to account for the capture radius, to obtain the second term. As $\frac{1-x_i}{v} + \sqrt{x_i^2 + \rho^2 - 2x_i\rho \cos(2\theta)} - 2r$ is monotonically decreasing function of x_i , its minimum is achieved at $x_i = 1$. This establishes our claim that the minimum time any algorithm can take is to capture one intruder exactly when it arrives followed by the second intruder at $\sqrt{1 + \rho^2 - 2\rho \cos(2\theta)} - 2r$.

We now describe how an offline algorithm can capture both the intruders in the input instance I_1 . At time 0, the vehicle starts at the origin and moves towards location (t_1, α_1) capturing the intruder at location $(1, \theta)$ exactly at time t_1 . Then the vehicle moves directly to location (t_2, α_2) exactly at time $t_1 + \sqrt{1 + \rho^2 - 2\rho \cos(2\theta)} - 2r$ capturing the second intruder at $(\rho, -\theta)$. Note that placing the vehicle at (t_1, α_1) (resp. (t_2, α_2)) ensures that the location $(1, \theta)$ (resp. $(\rho, -\theta)$) is on the circumference of the capture circle of the vehicle. Therefore, an algorithm that hopes to be better than 2-competitive must capture both the intruders in this input

instance and the only way to do so is to move to either location (t_1, α_1) or $(t_1, -\alpha_1)$ arriving exactly at time t_1 .

Now consider input instances I_2 and I_3 . In I_2 , intruder a arrives at time t_1 and intruder b arrives at time $t_1 + \epsilon$, where $\epsilon < L = 2 \sin(\theta) \left(1 - \frac{r(1+\rho)}{\sqrt{1+\rho^2-2\rho\cos(2\theta)}}\right)$ and L denotes the minimum time required by the vehicle to move from (t_2, α_2) to $(t_2, -\alpha_2)$. In I_3 , intruder b arrives at time t_1 and intruder a arrives at time $t_1 + \epsilon$. Input instance I_2 (resp I_3) are constructed for algorithms that have the vehicle arriving at location $(t_1, -\alpha_1)$ (resp. (t_1, α_1)) at time t_1 . Any algorithm that has the vehicle arriving at location $(t_1, -\alpha)$ (resp. (t_1, α_1)) at time t_1 can capture only one intruder from I_2 (resp. (I_3)). As the solution is symmetric, we only provide the explanation for input instance I_3 . This follows as the vehicle can capture intruder b if it moves directly to location (t_2, α_2) (Fig. 3 (a)). However, as intruder a arrives in at most $\epsilon < L$ time units, the vehicle will not be able to capture intruder a (Fig. 3 (b)). An optimal offline algorithm can capture both the intruders by simply moving to $(t_1, -\alpha_1)$ at time t_1 , capturing intruder a upon arrival and then to $(t_2, -\alpha_2)$ to capture intruder b .

We now consider the case when $\frac{1-\rho}{v} < \sqrt{1+\rho^2-2\rho\cos(2\theta)}-2r$. Consider input instances I_4 and I_5 . In I_4 , intruder a arrives at time t_1 and intruder b arrives at time $t_1 + \epsilon$, where $\epsilon = \sqrt{1+\rho^2-2\rho\cos(2\theta)}-2r - \frac{1-\rho}{v}$. In I_5 , intruder b arrives at time t_1 and intruder a arrives at time $t_1 + \epsilon$. Following similar reasoning as input instance I_2 and I_3 , it follows that no online algorithm can capture both intruders from input instance I_4 or I_5 .

We now consider case (ii), i.e., $\theta > \frac{\pi}{2}$. Except for when $\theta = \pi$, as the line segment \mathcal{L}' will not be contained completely, the vehicle must move first to the origin and then to the next intercept point. Note that, the vehicle will do the same when $\theta = \pi$. Thus, in this case, the location (t_1, α_1) is $(1-r, \theta)$ and location (t_2, α_2) is $(1+\rho-2r, -\theta)$. Following similar steps as case (i), we construct input instances I_1, \dots, I_5 (omitted for brevity) and show that no online algorithm can capture both the intruders from those input instances.

In summary, even restricting our input instance to $\{I_1, \dots, I_5\}$, no online algorithm can capture both intruders whereas an optimal offline algorithm can capture both the intruders. This concludes the proof. ■

We now turn our attention to design of algorithms that provide sufficient conditions on the competitive ratios. In the next section, we design and analyze three algorithms, characterizing their parameter regimes with provably finite competitive ratios.

IV. ALGORITHMS

We start by defining an *angular path* for the vehicle. Let the vehicle be located at $(x, \alpha) \in \mathcal{E}(\theta)$ for any $0 < x \leq 1$ and $\alpha \in [-\theta, \theta]$. An angular path is a circular arc centered at the origin defined as $\mathcal{T}(x, \underline{\beta}, \bar{\beta}) := \{(x, \beta) : \underline{\beta} \leq \beta \leq \bar{\beta}\}$ for any $\underline{\beta}, \bar{\beta} \in [-\theta, \theta]$ such that $\underline{\beta} \leq \alpha \leq \bar{\beta}$ and $\underline{\beta} \neq \bar{\beta}$. We say that the vehicle completes its motion on the angular path

when the vehicle returns to its starting location after moving along all of the points in \mathcal{T} twice. Once to move from the starting location (x, α) to $(x, \bar{\beta})$ (resp. $(x, \underline{\beta})$), and second, to move from location $(x, \bar{\beta})$ (resp. $(x, \underline{\beta})$) to location $(x, \underline{\beta})$ (resp. $(x, \bar{\beta})$) and then back to the starting location (x, α) .

A. Angular Sweep algorithm

Angular Sweep is an open loop algorithm, described as follows. The vehicle starts at location $(x_S, 0)$, where

$$x_S \in \left[\frac{\rho-r}{1-a\theta v}, \min\{1-r, \rho+r\} \right],$$

and $a = 2$ if $\theta = \pi$ and $a = 4$ if $\theta \neq \pi$. This choice for the location x_S will be justified shortly (Theorem IV.1).

In Angular Sweep, the vehicle moves on an angular path with $x = x_S, \underline{\beta} = -\theta$ and $\bar{\beta} = \theta$ for any $\theta \neq \pi$. For $\theta = \pi$, the vehicle moves on a circle with x_S as the radius and the origin as the center.

We first define the angular sweep algorithm for $\theta \neq \pi$. At time 0, the vehicle first picks a velocity with unit magnitude and direction tangent to the angular path, oriented to the right until it reaches (x_S, θ) . Once it reaches the endpoint, the vehicle switches direction and moves towards the other endpoint, $(x_S, -\theta)$. From this moment on, the vehicle only switches direction after it reaches an endpoint. In other words, the vehicle moves on the angular path $\mathcal{T}(x_S, -\theta, \theta)$, moving towards (x_S, θ) at time 0.

We now define the algorithm for $\theta = \pi$. At time 0, the vehicle picks a velocity with unit magnitude and direction perpendicular to its position vector, oriented to the right. From this point on, the vehicle keeps on moving in the direction perpendicular to its position vector for the entire duration, i.e., the vehicle moves on a circle of radius x_S and center as the origin.

Theorem IV.1 (Angular Sweep competitiveness) *For any problem instance $\mathcal{P}(\theta, \rho, r, v)$ such that*

$$v \leq \min \left\{ \frac{2r}{(\rho+r)a\theta}, \frac{1-\rho}{(1-r)a\theta} \right\}, \quad (1)$$

where $a = 2$ (if $\theta = \pi$) or $a = 4$ (if $\theta \neq \pi$), with the choice of any

$$x_S \in \left[\frac{\rho-r}{1-a\theta v}, \min\{1-r, \rho+r\} \right],$$

Angular Sweep is 1-competitive. Otherwise, Angular Sweep is not c -competitive for any constant c .

Proof: First, observe that if equation (1) holds, then the interval $\left[\frac{\rho-r}{1-a\theta v}, \min\{1-r, \rho+r\} \right]$ is non-empty and well defined. Therefore, it suffices to show that any x_S from the said interval guarantees that Angular Sweep intercepts *every* intruder.

To justify the choice of x_S , we observe that there is no benefit for the vehicle to be located beyond a distance of $\rho+r$ and below $\rho-r$ from the origin. This follows because if the vehicle is located below $\rho-r$, then the capture circle will be completely below the perimeter and the vehicle cannot capture any intruder using the angular sweep algorithm.

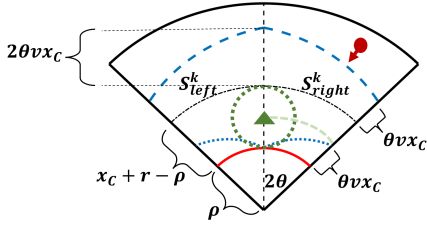


Fig. 4. Setup for ConCaC algorithm for $x_C = r + \rho$. All intruders that are on the right side of the black dashed line and between the blue curves are in the set S_{right}^k . All intruders that are on the left side of the black dashed line and between the blue curves are in the set S_{left}^k . Green dashed curve denotes the angular path.

Moreover, for any radial location $x_S > \rho + r$, the vehicle will take $4\theta x_S$ time units to complete one angular path, whereas, in the worst case, the intruders will require $\frac{2r}{v}$ time to not get captured by the vehicle. Note that the time taken by the vehicle, i.e., $4\theta x_S$ increases as x_S increases whereas the time taken by the intruders, i.e., $\frac{2r}{v}$ remains the same for any $x_S > \rho + r$. Thus, there will be no benefit for the vehicle to be located at a distance beyond $\rho + r$. To establish 1-competitiveness, it is required that no intruders are lost by the vehicle and so, the total time taken by the vehicle to return to its starting location after completing its motion on the angular path must be at most the time required by the intruders to travel the distance of $x_S + r - \rho$. Mathematically, we require $a\theta x_S \leq \frac{x_S + r - \rho}{v}$, which implies $x_S \geq \frac{\rho - r}{1 - a\theta v}$. Note that, since $\rho > r$, we require that $1 - a\theta v > 0$ or equivalently, $v < \frac{1}{a\theta}$. Finally, to ensure that $x_S + r$ is contained in the environment, we have $x_S \leq 1 - r$. As, $\rho - r < \frac{\rho - r}{1 - a\theta v}$, $\rho - r < \rho + r$, and $\rho - r < 1 - r$, the condition $x_S > \rho - r$ is always satisfied. Furthermore, since $\frac{1}{a\theta} < \frac{2r}{(\rho + r)a\theta}$ and $\frac{1}{a\theta} < \frac{1 - \rho}{(1 - r)a\theta}$, the condition $1 - a\theta v > 0$ always holds. Lastly, x_S only exists if $\frac{\rho - r}{1 - a\theta v} \leq \min\{1 - r, \rho + r\}$ which yields $v \leq \min\{\frac{2r}{(\rho + r)a\theta}, \frac{1 - \rho}{(1 - r)a\theta}\}$.

We now prove that for any choice of $x_S \in [\frac{\rho - r}{1 - a\theta v}, \min\{1 - r, \rho + r\}]$, angular sweep algorithm is 1-competitive.

Without loss of generality, we assume that, in the worst-case, at time instant t , the vehicle has just left the location (x_S, θ) and intruder i is located at $(x_S + r, \theta)$. The vehicle takes a total of $a\theta x_S$ time units to return to the location (x_S, θ) whereas the intruder takes $\frac{x_S + r - \rho}{v}$ time units to reach the perimeter. Thus, in order to ensure that the intruder i is captured and takes time no less than $\frac{x_S + r - \rho}{v}$, we require $a\theta x_S \leq (x_S + r - \rho)/v$ and $x_S \leq 1 - r$, respectively, which holds given that $x_S \in [\frac{\rho - r}{1 - a\theta v}, \min\{1 - r, \rho + r\}]$.

For any $x_S \notin [\frac{\rho - r}{1 - a\theta v}, \min\{1 - r, \rho + r\}]$, we can construct an input instance with stream of intruders always arriving at $(1, \theta)$ such that when the vehicle leaves location (x_S, θ) , an intruder is located at $(x_S + r, \theta)$. Since $x_S \notin [\frac{\rho - r}{1 - a\theta v}, \min\{1 - r, \rho + r\}]$, all intruders will be lost and the result follows. ■

B. Conical Compare and Capture

We now describe our second algorithm, Conical Compare and Capture (ConCaC) and establish that ConCaC is 2-

Algorithm 1 Conical Compare-and-Capture Algorithm

Select $x_C \in [\frac{\rho - r}{1 - 2\theta v}, \min\{\rho + r, \frac{1 - r}{1 + v\theta}\}]$.
 Wait until time $1 - \min\{1, x_C + r + 2\theta v x_C\}$.
for each epoch $k \geq 1$ do
 if $|S_{\text{left}}^k| < |S_{\text{right}}^k|$ **then**
 Set $\underline{\beta} = 0, \bar{\beta} = \theta$
 Move on angular path to location (x_C, θ)
 Move on angular path to return to $(x_C, 0)$
 else
 Set $\underline{\beta} = -\theta, \bar{\beta} = 0$
 Move on angular path to location $(x_C, -\theta)$
 Move on angular path to return to $(x_C, 0)$
end
end

competitive for parameter regimes outside of those required for Angular Sweep to be 1-competitive.

An epoch k is defined as the time interval in which the vehicle completes its motion on angular path with a specified distance $x_C \in [\frac{\rho - r}{1 - 2\theta v}, \min\{\rho + r, \frac{1 - r}{1 + v\theta}\}]$ which is fixed for all epochs. The choice of x_C will be justified shortly (Theorem IV.3). ConCaC sets the parameters $\underline{\beta}$ and $\bar{\beta}$ for the angular path at the start of every epoch. Denote $|S_{\text{right}}^k|$ (resp. $|S_{\text{left}}^k|$) as the total number of intruders in the set S_{right}^k (resp. S_{left}^k) in epoch k , where

$$S_{\text{right}}^k(\rho, v) := \{(y, \beta) : \rho + \beta x_C v < y \leq \min\{1, x_C + r + (2\theta - \beta)v x_C\} \forall \beta \in [0, \theta]\} \text{ and}$$

$$S_{\text{left}}^k(\rho, v) := \{(y, \beta) : \rho - \beta x_C v < y \leq \min\{1, x_C + r + (2\theta + \beta)v x_C\} \forall \beta \in (0, -\theta]\}.$$

Conical Compare and Capture algorithm is defined in Algorithm 1 and is summarized as follows. At the start of every epoch k , the vehicle compares the total number of intruders in the set S_{left}^k and S_{right}^k . If $|S_{\text{left}}^k| < |S_{\text{right}}^k|$, then the vehicle moves on the angular path ($x = x_C, \underline{\beta} = 0, \bar{\beta} = \theta$) until it reaches location (x_C, θ) and then returns back to $(x_C, 0)$, moving on the same angular path, capturing intruders on its way. Otherwise, the vehicle moves on an angular path ($x = x_C, \underline{\beta} = -\theta, \bar{\beta} = 0$) towards the location $(x_C, -\theta)$. The vehicle then returns back to $(x_C, 0)$ moving on the same angular path. After returning to $(x_C, 0)$, the vehicle repeats the same for the next epoch.

For the initial case, we assume time 0 as the time when the first intruder arrives in the environment. The vehicle starts at location $(x_C, 0)$ and waits for $1 - \min\{1, x_C + r + 2\theta v x_C\}$ amount of time and then begins its first epoch.

Lemma IV.2 Any intruder that lies beyond² the location $(x_C + r + (2\theta - \beta)v x_C, \beta)$, $\forall \beta \in [-\theta, \theta]$ in epoch k , will either be contained in the set S_{left}^{k+1} or in S_{right}^{k+1} in epoch $k+1$ and is not lost at the start of epoch $k+1$ if $v \leq \frac{x_C + r - \rho}{2\theta x_C}$.

²intruders with radial coordinate more than $x_C + r + (2\theta - \beta)v x_C$

Proof: Without loss of generality, assume that $|S_{\text{left}}^k| < |S_{\text{right}}^k|$ at epoch k . The total time taken by the vehicle to capture intruders in S_{right}^k and return back to its starting location $(x_C, 0)$ is $2\theta x_C$. In the worst-case, in order for any intruder i to be not considered in the start of epoch k , the intruder i must be located just above $(x_C + r + \theta v x_C, \theta)$ at the start of epoch k , i.e., $\beta = \theta$. By the time the vehicle reaches location (x_C, θ) , intruder i will be located just above the location $(x_C + r, \theta)$ and will not be captured. Since $v \leq \frac{x_C + r - \rho}{2\theta x_C}$, the intruder will be at least $\theta v x_C$ distance away from the perimeter at the end of epoch k . Thus, this intruder will be considered in the start of epoch $k + 1$ given the definition of set S_{left}^{k+1} and S_{right}^{k+1} . Clearly, as the intruder i will be considered for comparison in epoch $k + 1$, it is not lost unless the vehicle decides to move to S_{left}^{k+1} in epoch $k + 1$. This concludes the proof. ■

Theorem IV.3 (ConCaC competitiveness) For any problem instance $\mathcal{P}(\theta, \rho, r, v)$ such that

$$v \leq \min \left\{ \frac{r}{\theta(\rho + r)}, \frac{1 - \rho}{\theta(2 - 3r + \rho)} \right\}, \quad (2)$$

with the choice of any

$$x_C \in \left[\frac{\rho - r}{1 - 2\theta v}, \min \left\{ \rho + r, \frac{1 - r}{1 + v\theta} \right\} \right],$$

ConCaC algorithm is 2-competitive.

Proof: First, observe that if equation (2) holds, then the interval $[\frac{\rho - r}{1 - 2\theta v}, \min\{\frac{1 - r}{1 + v\theta}, \rho + r\}]$ is non-empty. Therefore, it suffices to show that for any x_C from the said interval, ConCaC algorithm is 2-competitive.

We first justify the choice of x_C . Similar to the proof of Theorem IV.1, we observe that there is no benefit for the vehicle to be located beyond a distance of $\rho + r$ and below $\rho - r$ from the origin. From Lemma IV.2, in order to ensure that every intruder that is not considered in the set S_{left}^k and S_{right}^k in epoch k , is considered in either set S_{left}^{k+1} or S_{right}^{k+1} in epoch $k + 1$, we require $x_C \geq \frac{\rho - r}{1 - 2\theta v}$. Note that, since $\rho > r$, we require that $1 - 2\theta v > 0$ or equivalently, $v < \frac{1}{2\theta}$. Finally, to ensure that $x_C + r + x_C v \theta$ is contained in the environment, we require $x_C \leq \frac{1 - r}{1 + v\theta}$. Note that $\rho - r < \frac{\rho - r}{1 - 2\theta v}$, $\rho - r < \rho + r$. Also, if equation (2) holds then, $\rho - r < \frac{1 - r}{1 + v\theta}$. Thus, the condition $x_C > \rho - r$ always holds. Furthermore, since $\frac{1}{2\theta} < \frac{r}{(\rho + r)\theta}$ and $\frac{1}{2\theta} < \frac{1 - \rho}{\theta(2 - 3r + \rho)}$, the condition $1 - 2\theta v > 0$ always holds. Lastly, x_C only exists if $\frac{\rho - r}{1 - 2\theta v} \leq \min\{\frac{1 - r}{1 + v\theta}, \rho + r\}$ which yields $v \leq \min\{\frac{r}{(\rho + r)\theta}, \frac{1 - \rho}{\theta(2 - 3r + \rho)}\}$.

We now prove that for any choice of $x_C \in [\frac{\rho - r}{1 - 2\theta v}, \min\{\frac{1 - r}{1 + v\theta}, \rho + r\}]$, ConCaC algorithm is 2-competitive.

Lemma IV.2 ensures that every intruder will belong to either set S_{left}^k or S_{right}^k in every epoch k . In every epoch k , the vehicle compares the total number of intruders on either side contained in the set S_{left}^k and S_{right}^k and moves to the side where the number of intruders is higher. Thus, it is guaranteed that the vehicle will capture at least half of

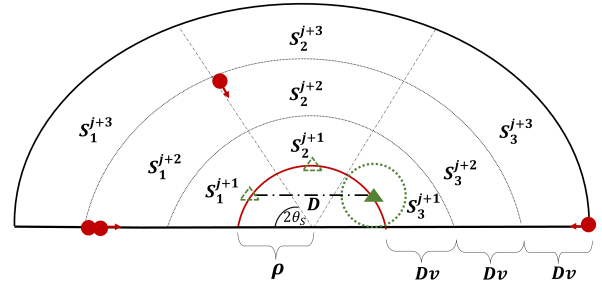


Fig. 5. Breakdown of environment into $n_s = 3$ sectors and time intervals of length D . The dashed green triangles denote the resting point of each sector. Vehicle is located at the resting point (x_3, α_3) of sector N_3 .

the total number of intruders that arrive in the environment, assuming that an optimal offline algorithm can capture all intruders. ■

C. Stay Near Perimeter

Unlike the previous two algorithms, in this algorithm, the vehicle does not follow an angular path. Instead, the idea is to divide the environment into sectors and position the vehicle close to the perimeter in a specific sector.

We partition the environment $\mathcal{E}(\theta)$ into $n_s = \lceil \frac{\theta}{\theta_s} \rceil$ sectors, each with angle $2\theta_s = 2 \arctan(\frac{r}{\rho})$. Since $r < \rho$, $\theta_s < \frac{\pi}{4}$. Let $N_l, l \in \{1, \dots, n_s\}$ denote the l^{th} sector, where N_1 corresponds to the leftmost sector in the environment (Fig. 5). Then, a *resting point* $(x_l, \alpha_l) \in \mathcal{E}(\theta)$ of a sector N_l is defined as the location for the vehicle such that when positioned at that location, the entire perimeter contained in that sector is contained completely within the capture radius of the vehicle. Mathematically, the resting point, (x_l, α_l) , for a sector N_l is defined as $(\frac{\rho}{\cos(\theta_s)}, (l - \frac{n_s + 1}{2})2\theta_s)$. Further, we define D as the distance between the two resting points that are farthest in the environment as

$$D = \begin{cases} 2 \frac{\rho}{\cos(\theta_s)} \sin((n_s - 1)\theta_s), & \text{if } (n_s - 1)\theta_s < \frac{\pi}{2} \\ 2 \frac{\rho}{\cos(\theta_s)}, & \text{otherwise.} \end{cases} \quad (3)$$

Note that $n_s = 1 \Rightarrow D = 0$. This means that there is only one sector, i.e., the environment and the capture circle can contain the entire perimeter. Thus, the vehicle is to be positioned at the unique corresponding resting point and must capture all intruders that arrive in the environment.

After partitioning the environment into n_s sectors, Stay Near Perimeter (SNP) algorithm divides the environment into three time intervals of time length D each. Specifically, the j^{th} interval for any $j > 0$ is defined as the time interval $[(j - 1)D, jD]$. In order to ensure a finite competitiveness for this algorithm, we require $\frac{1 - \rho}{v} \geq 3D$, i.e., the intruders require at least $3D$ time to reach the perimeter. For any $j \geq 1$, let S_l^j be the set of intruders that arrive in a sector N_l in the j^{th} interval (Fig 5).

The SNP algorithm (defined in Algorithm 2) is based on the following two steps: First, select a sector in the environment with maximum number of intruders. Second,

Algorithm 2 Stay Near Perimeter Algorithm

Stay at origin until time D .

$k^* = \arg \max_{k \in \{1, \dots, n_s\}} \{\eta_k^1, \dots, \eta_k^{n_s}\}$, $N_i = N_{k^*}$

Move to (x_i, α_i)

Wait until time $3D$.

Assumes vehicle is at (x_i, α_i) in sector N_i

for each $j \geq 1$ **do**

$k^* = \arg \max_{k \in \{1, \dots, n_s\}} \{\eta_k^1, \dots, \eta_k^{n_s}\}$

$N_o = N_{k^*}$

if $N_o \neq N_i$ **and** $|S_o^{j+2}| \geq |S_i^{j+1}|$ **then**

 Move to (x_o, α_o)

 Capture $|S_o^{j+2}|$

else

 Stay at (x_i, α_i)

 Capture $|S_i^{j+1}|$

end

end

determine if it is beneficial to switch over to that sector. These two steps are achieved by two simple comparisons; **C1** and **C2** detailed below.

In the first comparison **C1**, SNP determines that sector which has the most number of intruders in the last two intervals as compared to the total number of intruders in the entire sector in which the vehicle is located. In particular, suppose that the vehicle is located at the resting point of sector N_i at the j -th iteration. Corresponding to any sector N_l , we define η_l^j as

$$\eta_l^j \triangleq \begin{cases} |S_l^{j+2}| + |S_l^{j+3}|, & \text{if } l \neq i, \\ |S_i^{j+1}| + |S_i^{j+2}| + |S_i^{j+3}|, & \text{if } l = i. \end{cases}$$

Then, SNP selects the sector N_{k^*} , where $k^* = \arg \max_{k \in \{1, \dots, n_s\}} \{\eta_k^1, \dots, \eta_k^{n_s}\}$. In case there are multiple sectors with same number of intruders, then SNP breaks the tie as follows. If the tie includes the sector N_i , then SNP selects N_i . Otherwise, SNP selects the sector with the maximum number of intruders in the interval $j + 2$. If this results in another tie, then this second tie can be resolved by picking the sector with the least index. Let the sector chosen as the outcome of **C1** be N_o , $o \in \{1, \dots, n_s\}$.

For the second comparison **C2**, if the sector chosen is N_o , $o \neq i$, and the total number of intruders in the set S_o^{j+2} is no less than the total number of intruders in S_i^{j+1} , then SNP moves the vehicle to (x_o, α_o) arriving in at most D time units. Then the vehicle waits at that location to capture all intruders in S_o^{j+2} . Otherwise (i.e., if $S_o^{j+2} < S_i^{j+1}$ or $o = i$), the vehicle stays at its current location (x_i, α_i) , captures intruders in S_i^{j+1} and then reevaluates after time interval of D .

At time 0, the vehicle waits for D time units at location $(0, 0)$ after the first intruder arrives in the environment. Then the vehicle moves to the sector which has the maximum number of intruders in S_i^1 , $\forall N_i$ sectors in the environment. The vehicle then waits until time $3D$. To ensure that no intruder is lost until time $3D$, we require $\frac{\rho}{\cos(\theta_s)} \leq 2D$.

Lemma IV.4 *Let the vehicle be located at a resting point (x_i, α_i) of a sector N_i , $i \in \{1, \dots, n_s\}$. Then, for any $j \geq 1$, the vehicle always captures intruders in either S_i^{j+1} or S_o^{j+2} , where N_o denotes the sector selected by SNP after **C1**.*

Proof: Consider that the sector $N_o = N_i$. Then, according to Algorithm 2, the vehicle stays at its current position and captures S_i^{j+1} and the result follows.

Now consider that the sector $N_o \neq N_i$. Then there are two cases: (i) Either the vehicle decides to stay at its current position for D time interval, i.e., $|S_i^{j+1}| > |S_o^{j+2}|$ or (ii) the vehicle decides to move to the resting point corresponding to the sector N_o , i.e., $|S_i^{j+1}| \leq |S_o^{j+2}|$. In case (i), the vehicle stays at its current location and captures $|S_i^{j+1}|$. In case (ii), the vehicle spends at most D time units to moves to the resting point of the sector N_o and then captures intruders in the set S_o^{j+2} . This concludes the proof. ■

To establish the competitive ratio of Algorithm SNP, we use an accounting analysis in which captured intervals *pay* for the lost intervals or equivalently, captured intervals are *charged* for the intervals lost. The following lemmas will jointly establish the competitive ratio of SNP algorithm.

Lemma IV.5 *In algorithm SNP, any two consecutive captured intervals pay for total $3(n_s - 1)$ lost intervals.*

Proof: As Lemma IV.4 ensures that the vehicle always captures an interval of intruders, any two consecutive captured intervals can be classified into four types (Fig. 6); (a) stay at the current location and capture both intervals on the same side, (b) stay at the current location and capture an interval and then move to the resting point of N_o and capture the second interval, (c) move to the resting point of N_o and capture both intervals, and finally (d) move to the resting point of sector N_o and capture an interval and then move to the resting point of another sector, $N_{o'}$, $o' \in \{1, \dots, n_s\} \setminus \{o\}$ and capture an interval.

The explanation for Type (a) captured intervals S_i^{j+1} and S_i^{j+2} is as follows. At time instant jD and $(j+1)D$, since vehicle decides to capture S_i^{j+1} and S_i^{j+2} (comparison **C1** and **C2**), it loses S_l^{j+2} and S_l^{j+3} intruders from other sectors, i.e., $\forall l \in \{1, \dots, n_s\} \setminus \{i\}$. Thus the captured intervals S_i^{j+1} and S_i^{j+2} are charged $2n_s - 2$ times. The remaining $n_s - 1$ charge is explained as follows. Since the vehicle is currently located at (x_i, α_i) it must be that the vehicle captured S_i^j . This implies that comparison **C1** must have yielded sector N_i at either time instant $(j-2)D$ (if the vehicle was located at (x_l, α_l) , $l \neq i$) or $(j-1)D$ (if the vehicle was located at (x_i, α_i)). Recall that **C1** requires at least S_i^j and S_i^{j+1} for the comparison. As the vehicle captured S_i^j , the captured interval S_i^{j+1} is charged another $n_s - 1$ times for both S_i^j and S_l^{j+1} combined for all $l \neq i$.

Following similar calculations, type (b) captured intervals S_i^{j+1} and S_o^{j+3} are also charged $3(n_s - 1)$ times. $n_s - 1$ times to pay for lost intervals S_l^j and S_l^{j+1} combined and $n_s - 1$ times for lost interval S_l^{j+2} , $\forall l \in \{1, \dots, n_s\} \setminus \{i\}$. The remaining $n_s - 1$ pay is as follows. Once for all lost intervals

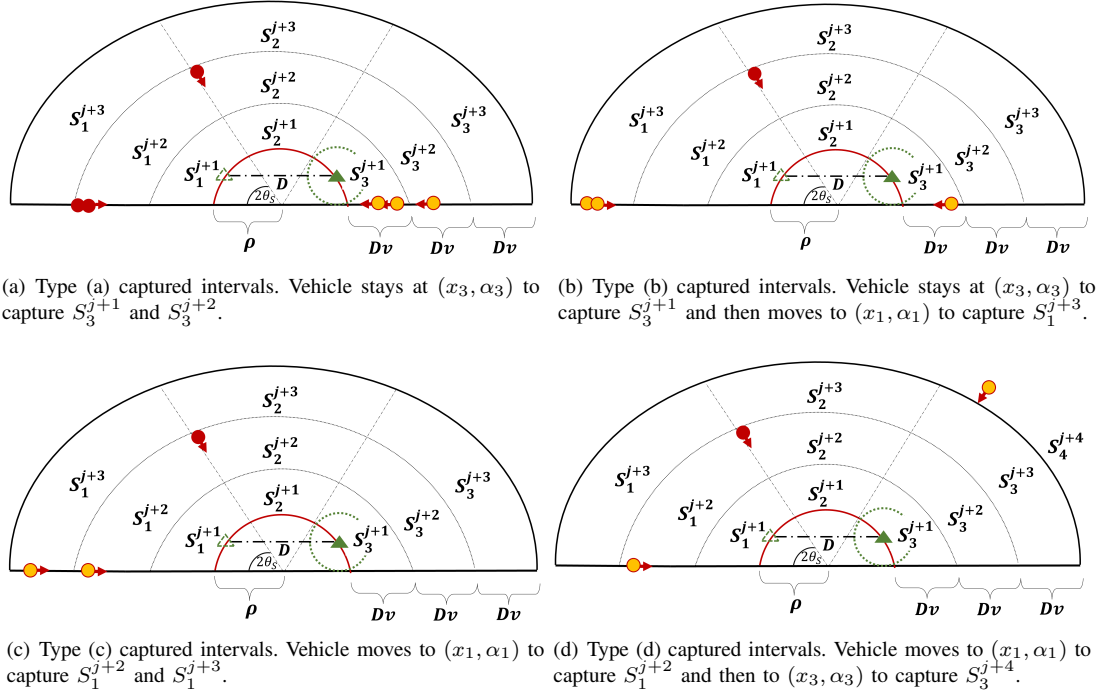


Fig. 6. Depiction of captured intervals for the proof of Lemma IV.5 for $i = 3$ and $o = 1$. The intruders of the respective captured intervals are represented by yellow circles. Note that for type (d) captured intervals, intruders of interval S_4^{j+4} have not arrived in the environment. Information of interval S_4^{j+4} is revealed to the SNP algorithm once the vehicle moves to (x_1, α_1) .

S_i^{j+2} , S_i^{j+3} , and S_i^{j+4} combined and $n_s - 2$ pay for lost intervals $S_{l'}^{j+3}$, and $S_{l'}^{j+4}$ combined $\forall l' \in \{1, \dots, n_s\} \setminus \{i, o\}$ (comparison **C1** and **C2** at time $(j+1)D$).

Type (c) captured intervals S_o^{j+2} and S_o^{j+3} pay once for lost intervals S_i^{j+1} , S_i^{j+2} , and S_i^{j+3} combined as well as $n_s - 2$ times for the lost intervals S_l^{j+2} and S_l^{j+3} , $\forall l \in \{1, \dots, n_s\} \setminus \{i, o\}$ (comparison **C1** and **C2** at time jD). The captured intervals also pay $n_s - 1$ times for lost intervals S_l^{j+4} for all $N_l, l \neq o$ sectors. Finally, the last $n_s - 1$ pay is for lost interval $S_{l'}^j$ and $S_{l'}^{j+1}$, $\forall l' \in \{1, \dots, n_s\} \setminus \{i\}$ as the vehicle captured S_o^{j+2} instead of S_i^{j+1} (comparison **C1**).

For type (d) captured intervals, without loss of generality, consider that after capturing its first interval, S_o^{j+2} , in sector N_o , the vehicle moves back to sector N_i to capture its second interval S_i^{j+4} , i.e., $N_{o'} = N_i$. Type (d) captured interval S_o^{j+2} pays once for S_i^{j+1} , S_i^{j+2} , and S_i^{j+3} combined and $n_s - 2$ times for the lost intervals S_l^{j+2} and S_l^{j+3} combined, $\forall l \in \{1, \dots, n_s\} \setminus \{i, o\}$ (comparison **C1** and **C2** at time j). The captured interval S_i^{j+4} pays once for S_o^{j+3} , S_o^{j+4} , and S_o^{j+5} combined and $n_s - 2$ times for the lost intervals S_l^{j+4} and S_l^{j+5} combined (comparison **C1** and **C2** at time $j+2$). The final pay is $n_s - 1$ times for lost intervals $S_{l'}^j$ and $S_{l'}^{j+1}$ combined, $\forall l' \in \{1, \dots, n_s\} \setminus \{i\}$ as the vehicle captured S_o^{j+2} and instead of S_i^{j+1} (comparison **C1**).

Since each type of captured intervals are charged $3(n_s - 1)$ times, the result is established. ■

We now establish that each lost interval is fully accounted for by the captured intervals. Since SNP directs the vehicle to stay at a resting point of any sector for some time

interval, it can be viewed as a sequence of *traces*, in which the vehicle spends some number of intervals at one resting point and some number of intervals at another. Each trace is defined by a set $\{k_1, k_2, \dots, k_{n_s}\}$, where each element $k_l, l \in \{1, \dots, n_s\}$ denotes the number of intervals that the vehicle decides to capture by staying at the corresponding resting point of the sector N_l .

Lemma IV.6 *Each lost interval is accounted for by the captured intervals of SNP algorithm.*

Proof: Note that any realization of SNP can be achieved by the combination of one or more traces as described in the following cases. Case (i) $k_i = 3$ and $k_l = 0 \forall l \in \{1, \dots, n_s\} \setminus \{i\}$, Case (ii) $0 \leq k_i < 3$ and $k_o = 2$ and Case (iii) $k_i = 0, k_o = 1$ and $k_{o'} = 1, \forall o \in \{1, \dots, n_s\} \setminus \{i\}$ and $\forall o' \in \{1, \dots, n_s\} \setminus \{o\}$. The idea is to identify all of the lost and captured intervals in each case and show that each lost interval is accounted by the captured intervals.

Case (i): Due to comparison steps **C1** and **C2** at time jD , the captured intervals S_i^{j+1} , S_i^{j+2} and S_i^{j+3} account for all of the lost intervals S_l^{j+2} and S_l^{j+3} , $\forall l \in \{1, \dots, n_s\} \setminus \{i\}$. There are two sub-cases; sub-case (a) $N_o = N_i$ at time instant jD and sub-case (b), there exists a sector $N_o \neq N_i$ at time instant jD (comparison **C1**) such that $|S_o^{j+2}| < |S_i^{j+1}|$ (comparison **C2**). We first consider sub-case (a). Sub-case (a) implies that at time instant jD , the total number of intruders in sector N_i is more than in any other sector in the environment. Thus, captured intervals S_i^{j+1} , S_i^{j+2} and S_i^{j+3} account for all of the lost intervals S_l^{j+2} and

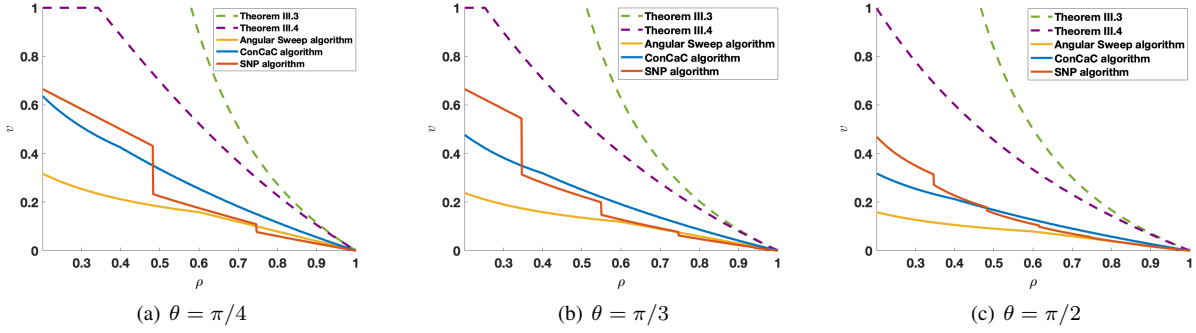


Fig. 7. Parameter regime plot for $r = 0.2$.

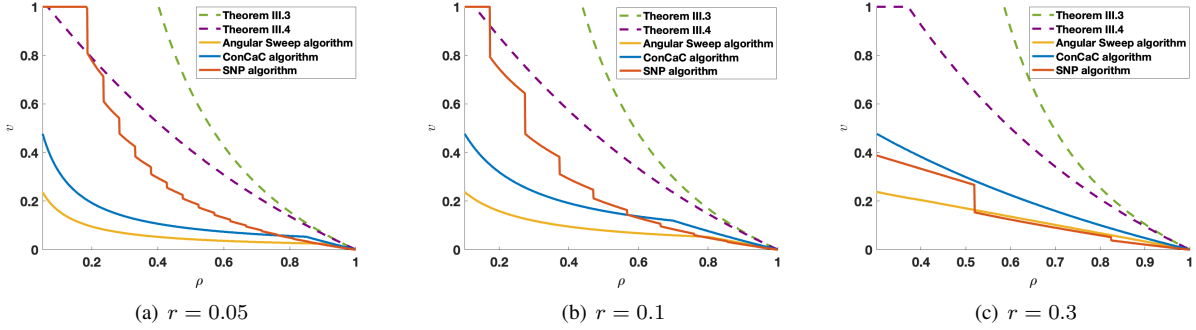


Fig. 8. Parameter regime plot for $\theta = \pi/3$.

S_l^{j+3} , $\forall l \neq i$. In sub-case (b), we account for lost intervals S_l^{j+2} , S_l^{j+3} , $\forall l \in \{1, \dots, n_s\} \setminus \{i, o\}$ and S_o^{j+2} , S_o^{j+3} , separately. Lost intervals S_l^{j+2} and S_l^{j+3} are accounted for because $|S_l^{j+2}| + |S_l^{j+3}| \leq |S_i^{j+1}| + |S_i^{j+2}| + |S_i^{j+3}|$ or equivalently $\eta_l^j \leq \eta_i^j$ (comparison **C1**). Now it remains to account for lost intervals S_o^{j+2} and S_o^{j+3} . Observe that if there exists a sector $N_o \neq N_i$ at time instant jD such that $|S_o^{j+2}| < |S_i^{j+1}|$, then there cannot exist the same N_o at time instant $(j+1)D$ (from comparison **C1**). Thus, even if $N_o \neq N_i$ exists, then the lost interval S_o^{j+2} is accounted by S_i^{j+1} as $|S_o^{j+2}| < |S_i^{j+1}|$ (comparison **C2**). Since, at time $(j+1)D$, sector N_o cannot be selected again, it follows that $\eta_o^j < \eta_i^j$ at time $(j+1)D$ and thus, S_o^{j+3} is accounted for.

Case (ii): To account for the lost intervals $S_l^{j+k_i}$ and $S_l^{j+1+k_i}$, $\forall l \in \{1, \dots, n_s\} \setminus \{i\}$, from comparison **C1** and **C2** at time $(j+k_i)D$, the vehicle was supposed to capture all $S_i^{j-2+k_i}$, $S_i^{j-1+k_i}$, \dots , $S_i^{j+1+k_i}$ intervals. While the vehicle captured $S_i^{j-2+k_i}$, \dots , $S_i^{j+k_i}$ intervals, it did not capture $S_i^{j+1+k_i}$. As $\eta_o^j > \eta_i^j$ at time instant $(j+k_i)D$, lost intervals $S_l^{j+k_i}$ and $S_l^{j+1+k_i}$, $\forall l \in \{1, \dots, n_s\} \setminus \{i\}$ are fully accounted for. The remaining lost intervals $S_i^{j+1+k_i}$, $S_i^{j+2+k_i}$, $S_i^{j+3+k_i}$, $S_l^{j+2+k_i}$, and $S_l^{j+3+k_i}$ $\forall l \in \{1, \dots, n_s\} \setminus \{o\}$ are fully accounted by the captured intervals $S_o^{j+2+k_i}$ and $S_o^{j+3+k_i}$ because the conditions $\eta_o^j > \eta_i^j$ and $\eta_o^j > \eta_l^j$ are satisfied at time instant $(j+k_i)D$ (comparison **C1**).

Case (iii): To account for lost intervals S_i^{j+1} , S_i^{j+2} , S_i^{j+3} , S_l^{j+2} , and S_l^{j+3} $\forall l \in \{1, \dots, n_s\} \setminus \{i, o\}$, the vehicle was supposed to capture S_o^{j+2} and S_o^{j+3} . This follows because

at time instant jD , $\eta_o^j > \eta_i^j$ (comparison **C1**) and $|S_o^{j+2}| \geq |S_i^{j+1}|$ (comparison **C2**). The vehicle captured S_o^{j+2} which accounts for S_i^{j+1} as $|S_o^{j+2}| \geq |S_i^{j+1}|$. As the vehicle moved to capture S_o^{j+4} at time $(j+2)D$, it implies that $|S_o^{j+4}| \geq |S_o^{j+3}|$ (comparison **C2**) and thus, S_o^{j+3} , S_i^{j+2} , S_i^{j+3} , S_l^{j+2} , and S_l^{j+3} are all accounted by the captured interval $|S_o^{j+4}|$. Finally, the lost intervals $|S_l^{j+4}|$, $\forall l \in \{1, \dots, n_s\} \setminus \{o'\}$ are accounted for as follows: If the vehicle also captures S_o^{j+5} , then lost intervals S_l^{j+4} are accounted for by per case (ii) ($k_i = 1$). Otherwise (i.e., the vehicle moved to another sector $N_{\bar{o}}$, $\bar{o} \neq o$ to capture S_o^{j+6}), S_l^{j+4} is accounted for as per case (iii) as now the lost intervals will be S_i^{j+3} , S_i^{j+4} , S_i^{j+5} , S_l^{j+4} , and S_l^{j+5} $\forall l \in \{1, \dots, n_s\} \setminus \{i, o\}$.

Finally, note that the boundary cases of the first and the last intervals fall into these cases by adding dummy intervals S_i^0 , $\forall i \in \{1, \dots, n_s\}$ and S_i^{Y+1} , where Y denotes the last interval that consists of intruders in any sector. We assume that the vehicle captures all of the dummy intervals. This concludes the proof. \blacksquare

Theorem IV.7 (SNP competitiveness) For any problem instance $\mathcal{P}(\theta, \rho, v, r)$ that satisfies $3D \leq \frac{1-\rho}{v}$ and $\frac{2}{\rho \cos(\theta_s)} \leq 2D$, SNP is $\frac{3n_s-1}{2}$ -competitive, where $n_s = \lceil \theta/\theta_s \rceil$, $\theta_s = \arctan(r/\rho)$ and D is defined in (3).

Proof: From Lemma IV.5 and Lemma IV.6 it follows that, for any given trace of SNP algorithm, every two consecutively captured intervals pay for $3n_s - 3$ lost intervals and every lost interval is accounted by two consecutive

captured intervals, and the claim follows. ■

V. NUMERICAL VISUALIZATION AND OBSERVATIONS

We now provide a numerical visualization of the analytic bounds derived in this paper. Figure 7 shows the (ρ, v) parameter regime plots for a fixed value of capture radius $r = 0.2$ and varying values of θ . Figure 8 shows the (ρ, v) parameter regime plots for a fixed value of $\theta = \frac{\pi}{3}$ and varying values of capture radius r .

Since the competitiveness of SNP depends on the number of sectors, observe that the parameter regime of SNP is in *regions*, where each region corresponds to a specific competitiveness. As the capture radius r increases, the number of regions decreases and as θ increases, the number of regions increases. An important characteristic for SNP is that it can be used to determine the tradeoff between the competitiveness and the target parameter regime for the problem instance.

Figure 7 suggests that Algorithm SNP has a relatively small area of utility (below the red and above the blue curve) in the parameter space and completely lies below the purple curve for Theorem III.4. For $\theta = \pi/4$ and $\theta = \pi/3$, SNP is at best 2.5-competitive for $\rho \leq 0.5$ and $\rho \leq 0.35$, respectively, and decreases by a factor of 1.5 with every region. For $\rho > 0.5$, ConCaC is more effective than SNP as the curve defined by the conditions for ConCaC is completely above the conditions defined for SNP. For $\theta = \pi/2$, SNP is at best 4-competitive and increases by a factor of 1.5.

In Figure 8, for small values of r (0.05 and 0.1), SNP has a relatively large area of utility. For $r = 0.05$ and $r = 0.1$, SNP is at best 2.5-competitive for $\rho < 0.2$ and $\rho < 0.17$. This suggests with the smaller the capture radius, SNP can capture equally fast intruders, and it covers a larger area in the parameter regime but at the cost of higher competitive ratio. Interestingly, the curve for SNP extends beyond that of Theorem III.4. For $r = 0.3$, the curve defined by sufficient conditions for SNP is completely below the curve defined by conditions of ConCaC suggesting that SNP is ineffective for high values of r .

VI. CONCLUSION AND FUTURE DIRECTIONS

This work analyzed the problem wherein a single vehicle, having a finite capture radius r , is tasked to defend a perimeter in a conical environment from arbitrary many intruders that arrive in the environment in an arbitrary fashion. We designed and analyzed three algorithms, i.e., Angular Sweep, Conical Compare and Capture, and Stay Near Perimeter algorithms, and established sufficient conditions that guarantee a finite competitive ratio for each algorithm. In particular, we demonstrated that Angular Sweep algorithm is 1-competitive and Conical Compare and Capture algorithm is 2 competitive for parameter space beyond that of Angular Sweep algorithm. Moreover, the competitive ratio of Stay Near Perimeter changes with as a function of the parameters (r, ρ, θ) and does not always extend beyond that of Conical Compare and Capture algorithm in specific parameter regimes. Thus, the choice of which algorithm to use depends on the problem

parameters and the acceptable bound on competitiveness. We also derived two fundamental limits on achieving a finite competitive ratio by any online algorithm.

Apart from closing the gap between the curve defined by Theorem IV.3 for algorithm ConCaC and the curve defined by Theorem III.4 as well as the gap between the curve defined by Theorem IV.7 for algorithm SNP and Theorem III.3, key future directions include a cooperative multi-vehicle scenario with communication and energy constraints.

REFERENCES

- [1] A. Von Moll, E. Garcia, D. Casbeer, M. Suresh, and S. C. Swar, "Multiple-pursuer, single-evader border defense differential game," *Journal of Aerospace Info. Systems*, vol. 17, no. 8, pp. 407–416, 2020.
- [2] D. G. Macharet, A. K. Chen, D. Shishika, G. J. Pappas, and V. Kumar, "Adaptive partitioning for coordinated multi-agent perimeter defense," in *2020 IEEE/RSJ International Conference on Intelligent Robots and Systems (IROS)*. IEEE, 2020, pp. 7971–7977.
- [3] S. Bajaj and S. D. Bopardikar, "Dynamic boundary guarding against radially incoming targets," in *2019 IEEE 58th Conference on Decision and Control (CDC)*, 2019, pp. 4804–4809.
- [4] A. Von Moll, D. Shishika, Z. Fuchs, and M. Dorothy, "The turret-runner-penetrator differential game," in *2021 American Control Conference (ACC)*. IEEE, 2021, pp. 3202–3209.
- [5] D. D. Sleator and R. E. Tarjan, "Amortized efficiency of list update and paging rules," *Comm. of ACM*, vol. 28, no. 2, pp. 202–208, 1985.
- [6] H. N. Psaraftis, "Dynamic vehicle routing problems," *Vehicle routing: Methods and studies*, vol. 16, pp. 223–248, 1988.
- [7] F. Bullo, E. Frazzoli, M. Pavone, K. Savla, and S. L. Smith, "Dynamic vehicle routing for robotic systems," *Proceedings of the IEEE*, vol. 99, no. 9, pp. 1482–1504, 2011.
- [8] S. L. Smith, S. D. Bopardikar, and F. Bullo, "A dynamic boundary guarding problem with translating targets," in *Proceedings of the 48th IEEE Conference on Decision and Control (CDC) held jointly with 2009 28th Chinese Control Conference*, 2009, pp. 8543–8548.
- [9] R. Isaacs, "Differential games. a mathematical theory with applications to warfare and pursuit, control and optimization," 1965.
- [10] M. Chen, Z. Zhou, and C. J. Tomlin, "Multiplayer reach-avoid games via pairwise outcomes," *IEEE Transactions on Automatic Control*, vol. 62, no. 3, pp. 1451–1457, 2016.
- [11] E. Garcia, A. Von Moll, D. W. Casbeer, and M. Pachter, "Strategies for defending a coastline against multiple attackers," in *2019 IEEE 58th CDC*. IEEE, 2019, pp. 7319–7324.
- [12] A. Davydov, P. Rivera-Ortiz, and Y. Diaz-Mercado, "Pursuer coordination in multi-player reach-avoid games through control barrier functions," *IEEE Control Systems Letters*, vol. 5, no. 6, pp. 1910–1915, 2020.
- [13] K. Margellos and J. Lygeros, "Hamilton–Jacobi formulation for reach-avoid differential games," *IEEE Transactions on Automatic Control*, vol. 56, no. 8, pp. 1849–1861, 2011.
- [14] M. Chen, Z. Zhou, and C. J. Tomlin, "A path defense approach to the multiplayer reach-avoid game," in *53rd IEEE Conference on Decision and Control*. IEEE, 2014, pp. 2420–2426.
- [15] R. Yan, X. Duan, Z. Shi, Y. Zhong, and F. Bullo, "Matching-based capture strategies for 3D heterogeneous multiplayer reach-avoid differential games," 2019, online available at: <https://arxiv.org/abs/1909.11881>.
- [16] D. Shishika and V. Kumar, "Perimeter-defense game on arbitrary convex shapes," *arXiv preprint, arXiv:1909.03989*, 2019.
- [17] S. Velhal, S. Sundaram, and N. Sundararajan, "A decentralized multi-uav spatio-temporal multi-task allocation approach for perimeter defense," *arXiv preprint, arXiv:2102.07381*, 2021.
- [18] Y. Lee and E. Bakolas, "Guarding a convex target set from an attacker in Euclidean spaces," *IEEE Control Systems Letters*, vol. 6, pp. 1706–1711, 2021.
- [19] S. Bajaj, E. Torng, and S. D. Bopardikar, "Competitive perimeter defense on a line," in *2021 American Control Conference (ACC)*, 2021, pp. 3196–3201.