

PYXIS: AN OPEN-SOURCE PERFORMANCE DATASET OF SPARSE ACCELERATORS

Linghao Song, Yuze Chi, and Jason Cong

University of California, Los Angeles

{linghaosong, chiyuze, cong}@cs.ucla.edu

ABSTRACT

Specialized accelerators provide gains of performance and efficiency in specific domains of applications. Sparse data structures or/and representations exist in a wide range of applications. However, it is challenging to design accelerators for sparse applications because no analytic architecture or performance-level models are able to fully capture the spectrum of the sparse data. Accelerator researchers rely on real execution to get precise feedback for their designs. In this work, we present PYXIS, a performance dataset for specialized accelerators on sparse data. PYXIS collects accelerator designs and real execution performance statistics. Currently, there are 73.8 K instances in PYXIS. PYXIS is open-source, and we are constantly growing PYXIS with new accelerator designs and performance statistics. PYXIS can benefit researchers in the fields of accelerator, architecture, performance, algorithm and many related topics.

Index Terms— Dataset, Sparse Accelerator, Performance, Specialized Architecture.

1. INTRODUCTION

Conventional processors (CPUs) are gradually becoming inefficient for processing of big-data applications because of the diminishing gain of Moore’s Law [1]. Domain specific accelerators [2, 3, 4, 5] benefiting from the specialization in architectures, hardware components, and even with the integration of the specialization in compilers and the whole computing stack, have been explored for higher system performance and energy efficiency in many application domains such as deep learning [6, 7, 8, 9, 10, 11]

It is relatively easy to use an analytic method to model the performance of accelerators for dense workload and thus guide the design of dense accelerators. That is because a few parameters can determine the whole execution of a dense workload. For example, we can use as few as six parameters to describe the processing of a convolutional layer. Thus, Zhang et al. [8] build a roofline [12] based model for the design space exploration of deep learning accelerators, and Wang et al. [6] employ a polyhedral model for automatic systolic array compilation for dense applications.

This dataset is publicly available at <https://github.com/linghaosong/Pyxis>.

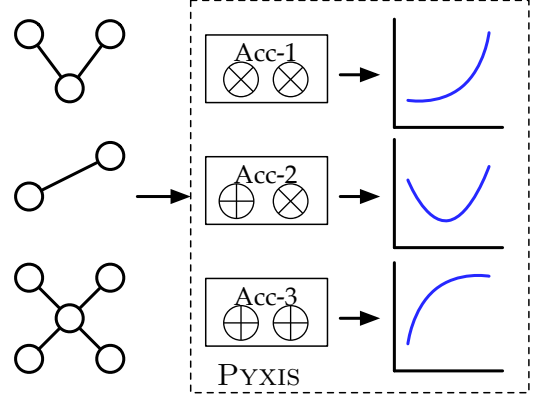


Fig. 1. PYXIS collects the performance statistics and the corresponding accelerator designs.

Sparse structures such as sparse matrices and graphs encode the properties and connections, representing data from nature, society, and a general perspective. Besides the computation-related optimizations, accelerator design [13, 14, 15, 16, 17, 18] for sparse workloads faces more challenges such as memory optimization, communication reduction, and efficient data format. However, it is impossible to use an analytic model to guide the design of accelerators for sparse applications because we need the whole sparse structure to determine the processing, and a sparse structure is usually huge. Therefore, instead of analytic models, real execution statistics are helpful for the guidance of accelerator design.

There lacks a collection of performance statistics of accelerators on sparse workloads. However, it is not accessible to acquire plenty of real execution statistics. Before the real execution, an accelerator needs to be either manufactured as an application-specific integrated circuit (ASIC) chip or prototyped as a field-programmable gate array (FPGA) based accelerator. The ASIC manufacture flow may take several months, and the FPGA prototype flow consumes many hours to several days. The time-consuming accelerator implementation flows significantly prevent the generation of massive volumes of real execution statistics. Another issue is that most accelerators can only support a fixed-size application and is not general-purpose, which means one accelerator design usually results in one or only a few performance statistics.

The whole flow of running a sparse workload contains at least four components. They are sparse data input, an application, an accelerator, and performance statistics. We present PYXIS, an open-source performance dataset for specialized accelerators on sparse data. We focus on the performance data and the accelerator design in PYXIS, as shown in Fig. 1 Till today, we have collected 73.8 K performance instances. We use 2,637 out of all 2893 sparse matrices in SuiteSparse [19] to evaluate sparse accelerators. The matrices not used are out of memory. We run sparse-matrix dense-matrix multiplication on two FPGA platforms (Xilinx Alveo U250 and U280) and two GPU platforms (Nvidia Tesla K80 and V100) to collect the real execution statistics, i.e., the latency and throughput. We will keep growing PYXIS by adding the latest accelerator designs and performance statistics. We will also issue regular calls open to the whole community to enrich the collections in PYXIS.

2. RELATED WORKS

There are a few benchmarks for the evaluation of computing systems and specialized accelerators. SPEC CPU Benchmark [20] is the most widely used benchmark suite for evaluating CPU performance and CPU architecture. Rodinia [21] is a benchmark suite for multi-core CPUs and GPUs. MLPerf [22] provides a collection of machine learning applications for system evaluation. For the evaluation of high-level synthesis (HLS) based FPGA accelerators, Rodinia-hls [23] provides the HLS versions of Rodinia applications, and Rosetta [24] includes the latest deep learning applications. For sparse data collections, SuiteSparse [19] is the widely used collection that contains more than two thousand sparse matrices(graphs) from a wide range of application domains.

The above-mentioned benchmarks/collections mainly focus on the applications and sparse structures. There lacks a performance collection of specialized accelerators for sparse workloads.

3. PYXIS DATASET

3.1. Method

Sparse input data and applications. PYXIS collects sparse accelerators and performance statistics. We use 2,637 out of all 2893 sparse matrices in SuiteSparse [19] as the sparse input data. The sparse application we use is sparse-matrix dense-matrix multiplication (SpMM). SpMM computes $\mathbf{C} = \alpha\mathbf{A} \times \mathbf{B} + \beta\mathbf{C}$, where \mathbf{A} is a sparse matrix, \mathbf{B} and \mathbf{C} are dense matrices, and α and β are two constant scalars. We select SpMM because it is a widely used sparse application, and the configuration of one SpMM (M, K, N) is flexible. An input sparse matrix/graph determines the M and K , but users select the N value for their applications. So we can change

Table 1. Specifications of four platforms.

	Technology	Frequency	Bandwidth
Alveo U250	16 nm	190 MHz	77 GB/s
Alveo U280	16 nm	197 MHz	460 GB/s
Tesla K80	28 nm	562 MHz	480 GB/s
Tesla V100	12 nm	1297 MHz	900 GB/s




Fig. 2. Accelerator layouts on (a) Alveo U250 FPGA and (b) Alveo U280 FPGA.

the N value from 8 to 512 to generate seven different application settings for each sparse input.

Sparse accelerators. As discussed before, one accelerator design is usually for a fixed-size application, and to support a different application or application size, we need to run the time-consuming accelerator prototype/manufacture flow. Thanks to recent advances [25, 26] in accelerator design, Sextans [26] features the hardware flexibility which supports an arbitrary SpMM with only one hardware prototype generated. We use the Sextans architecture in this work. The accelerators are described in HLS C/C++ code. To generate the accelerators, we use high level synthesis tool Vitis 2020.2.

We use two Xilinx FPGA accelerator cards Alveo U250 and Alveo U280, for the accelerators. The two FPGA cards have different memory bandwidths and different amounts of logic resources. The Alveo U250 FPGA equips with a 77 GB/s DRAM, while the Alveo U280 FPGA equips with a 460 GB/s high bandwidth memory (HBM). There are four super logic regions (SLRs) on an Alveo U250 while three SLRs on an Alveo U280. We use the two platforms to evaluate accelerator designs with different hardware constraints. Fig. 2 shows the layouts of the generated hardware. Besides bandwidth, the frequency is another factor affecting the performance of

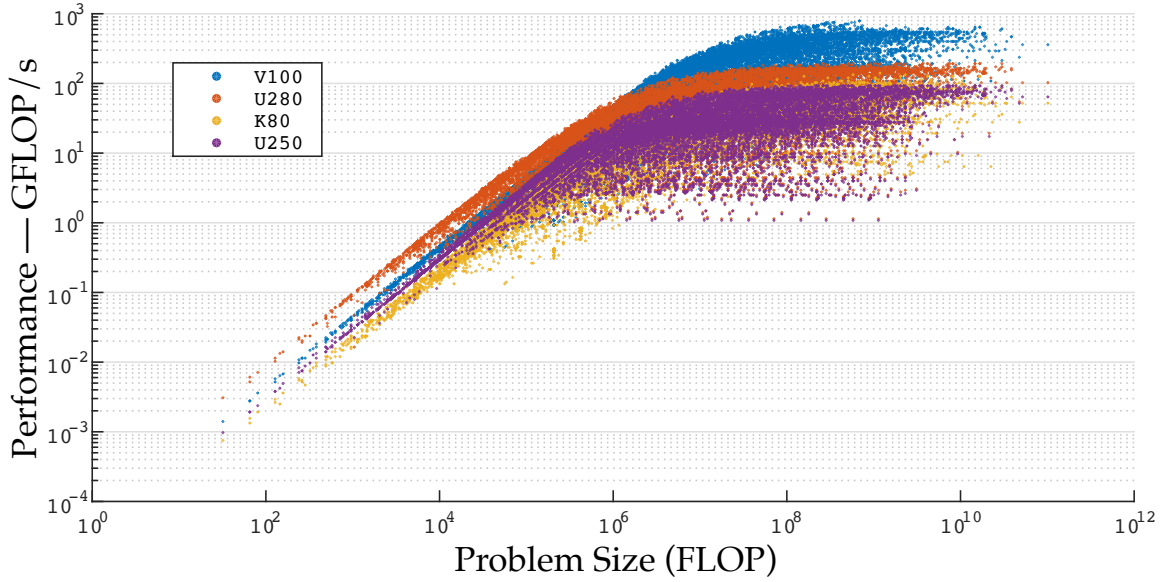


Fig. 3. Throughputs (in GFLOP/s) v.s. problem size (in FLOP).

accelerators. The layout (placing and routing) affects the frequency. Listed in Table 1, Alveo U250 is 190 MHz, while the frequency of Alveo U280 is 197 MHz. Readers who are interested in the accelerator architecture can find more details in [26].

We include the performance on GPUs because the GPU is another type of accelerator architecture, i.e., single instruction multiple thread (SIMT) architecture. We use two GPUs, Tesla K80 and Tesla V100. In addition, we employ CuSPARSE routine `csrmv` to run SpMMs with CUDA 10.2. Table 1 shows the frequency and memory bandwidth of the two GPU platforms.

3.2. Performance Data

For each SpMM run, we collect two performance statistics: (1) the latency in microsecond (ms) and (2) the processing throughput in giga floating-point operations per second (GFLOP/s). One SpMM run generates one data sample. In total, we collected 73.8 K instances in PYXIS. Each data sample contains the two performance statistics and the specification of the sparse matrix and the SpMM.

Fig. 3 shows the performance scatters of the four platforms. We define the problem size as the number of floating point operations for each SpMM. The performance ranges from 10^{-3} GFLOP/s to 10^3 GFLOP/s. The problem size spans a vast range from 10^1 to 10^{11} FLOP. We see that PYXIS contains rich and wide data distribution for both performance statistics and the problem size. The rich and wide distribution can provide sufficient information for the following researchers who use PYXIS dataset. For example, users who

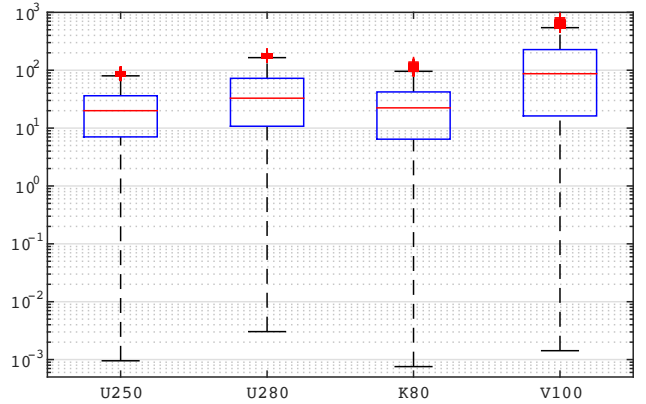


Fig. 4. Performance distribution (GFLOP/s).

run an SpMM with a problem size smaller than 10^6 FLOP will definitely select a U280 FPGA because of higher performance. For hardware accelerator researchers, it is worthwhile to explore why SIMT architectures get higher performance than FPGAs on a large-size problem.

Fig. 4 shows the box plots of performance on four platforms. The peak throughput of Alveo U250, U280, Tesla K80, V100 is 94 GFLOP/s, 191 GFLOP/s, 139 GFLOP/s, 800 GFLOP/s, respectively. The standard deviation of performance of the four platforms is 22.4, 45.0, 23.4, 152.1, respectively. For each platform, the performance also spans a wide range. Thus, the performance information can help architecture researchers explore different architectures' behaviors on various sparse workloads.

4. POTENTIAL APPLICATIONS

We discuss three potential applications which can benefit from PYXIS dataset.

Accelerator design. Although specialized architectures can improve the performance and efficiency for processing of specific applications, it is nontrivial to design an accelerator. The systolic array architectures are suitable for accelerating dense tensor multiplication, but there are many versions of systolic array architectures. The first generation of Google’s TPU [11] employs an output reuse dataflow for the systolic array. In an academic systolic array architecture Eyeriss [10], Chen et al. identify three existing data flows, i.e., weight stationary, output stationary, and no local reuse, and present a new data flow called row stationary. These data flow designs are all empirical. Later, Cong and Wang [6, 7] use a polyhedral model to automatically design the dataflows according to the size of the dense tensor multiplication. We see that the research for an optimized systolic array consumes the effort from many researchers for many years. It is even more difficult for accelerator design for sparse workloads. We hope PYXIS can provide insights for accelerator researchers. Besides manual architectural optimizations, automatic design space exploration [27, 28] and a general automatic architecture search are significantly efficient for accelerator design. The automatic search employs AI-based methods. For example, Wu [28] et al. use GNNs for searching. AI based searching heavily relies on training samples to achieve a better result. The performance data in PYXIS is helpful for the training of searching models in automatic accelerator design.

Performance prediction on a new architecture. Evaluating a new accelerator takes a long time where the bottleneck is the prototype or the manufacture flows. A fast and accurate prediction will save time for accelerator researchers. The accelerator collections in PYXIS are essential for performance prediction. Currently, we do not see a model which can take an accelerator design as input and predict the performance results fast and accurately. One of the challenges is how to encode the accelerator design. However, we foresee the advance in natural language processing (NLP) models [29] which can be helpful. We describe accelerators in HLS C/C++ codes. NLP models can be powerful to encode the code files of accelerators. We believe an NLP-based performance model can provide fast and accurate feedback by learning on plenty of accelerators. However, the performance model requires further efforts from accelerator researchers and NLP/algorithm researchers.

Task offloading and choice of computing platforms. Modern computing systems consist of various processing units, including CPUs, GPUs, and accelerators. It is a challenge for users to offload the computing tasks to the available processing units efficiently. The performance data in PYXIS can guide the choice of computing platform for a specific task.

For example, if a user runs multiple SpMMs on a cluster equipped with a V100 GPU and a U280 FPGA. If the user plans to run an SpMM where the problem size is 10^4 FLOP, she is likely to run it on the FPGA suggested by the performance data in Fig. 3. However, if the problem size is 10^{10} FLOP, she will likely run it on the V100 GPU.

Large-size graph classification/regression. Besides the algorithm researchers focusing on the interdisciplinary topics of accelerator and algorithm, PYXIS can also benefit pure machine learning application researchers. PYXIS provides meaningful labels for many sparse matrices and graphs. Graph classification/regression [30, 31] focus on the classification/regression on graph level. Current graph classification/regression works on small-size graphs where the node number is a few hundred. One challenge that prevents graph classification/regression from working on large-size graphs is the lack of labels. Although existing datasets such as SuiteSparse [19] contain many large-size graphs where the node number of a graph is up to one million, the labels for graphs are only ID number or datatype but not meaningful properties. PYXIS labels the large-size graphs with performance metrics. We believe that PYXIS can help the algorithm advance in large-size graph classification/regression.

5. CONCLUSION AND FUTURE WORK

We present PYXIS, a performance dataset for specialized accelerators running on sparse data. PYXIS collects accelerator designs described in HLS C/C++ codes and real execution performance statistics (latency and throughput). Currently, there are 73.8 K instances in PYXIS. PYXIS can benefit researchers in the fields of accelerator, architecture, performance, algorithm, and other topics for potential applications, including accelerator design, performance prediction, task offloading, and graph classification/regression.

PYXIS is open-source, and we are constantly growing PYXIS with new accelerator designs and performance statistics. Our future works include:

- Growing PYXIS with more accelerator designs and performance data. We are developing and evaluating accelerators for many other sparse applications, such as sparse-matrix vector multiplication and graph neural networks.
- Adding more labels. Besides latency and throughput, we plan to add more labels, such as power and energy consumption. The labor (hours) for designing an accelerator is another attractive label we are considering.
- Issuing calls for accelerators and results. We will call for contributions from the whole community to PYXIS. Our standard is open-source and reproducible.
- Enriching the accelerator descriptions. We currently accept HLS C/C++ codes as the description of accelerators. However, we consider to accept accelerator descriptions in other formats.

6. REFERENCES

- [1] Gordon E. Moore, “Cramming More Components onto Integrated Circuits,” *Proc. of the IEEE*, 1998.
- [2] Jason Cong et al., “Accelerator-Rich Architectures: Opportunities and Progresses,” in *DAC*, 2014.
- [3] Jason Cong et al., “Customizable Computing—From Single Chip to Datacenters,” *Proc. of the IEEE*, 2019.
- [4] John L. Hennessy and David A. Patterson, “A New Golden Age for Computer Architecture,” *Comm. of the ACM*, 2019.
- [5] William J. Dally et al., “Domain-Specific Hardware Accelerators,” *Comm. of the ACM*, 2020.
- [6] Jie Wang et al., “AutoSA: A Polyhedral Compiler for High-Performance Systolic Arrays on FPGA,” in *FPGA*, 2021.
- [7] Jason Cong and Jie Wang, “PolySA: Polyhedral-Based Systolic Array Auto-Compilation,” in *ICCAD*, 2018.
- [8] Chen Zhang et al., “Optimizing FPGA-based Accelerator Design for Deep Convolutional Neural Networks,” in *FPGA*, 2015.
- [9] Yunji Chen et al., “DaDianNao: A Machine-Learning Supercomputer,” in *MICRO*, 2014.
- [10] Yu-Hsin Chen et al., “Eyeriss: An Energy-Efficient Reconfigurable Accelerator for Deep Convolutional Neural Networks,” *IEEE JSSC*, 2016.
- [11] Norman P. Jouppi et al., “In-Datacenter Performance Analysis of a Tensor Processing Unit,” in *ISCA*, 2017.
- [12] Samuel Williams et al., “Roofline: An Insightful Visual Performance Model for Multicore Architectures,” *Comm. of the ACM*, 2009.
- [13] Tae Jun Ham et al., “Graphicionado: A High-Performance and Energy-Efficient Accelerator for Graph Analytics,” in *MICRO*, 2016.
- [14] Junwhan Ahn et al., “A Scalable Processing-in-Memory Accelerator for Parallel Graph Processing,” in *ISCA*, 2015.
- [15] Guohao Dai et al., “FPGP: Graph Processing Framework on FPGA A Case Study of Breadth-First Search,” in *FPGA*, 2016.
- [16] Shijie Zhou et al., “HitGraph: High-throughput Graph Processing Framework on FPGA,” *IEEE TPDS*, 2019.
- [17] Linghao Song et al., “GraphR: Accelerating Graph Processing Using ReRAM,” in *HPCA*, 2018.
- [18] Mingxing Zhang et al., “GraphP: Reducing Communication for PIM-Based Graph Processing with Efficient Data Partition,” in *HPCA*, 2018.
- [19] Timothy A. Davis and Yifan Hu, “The University of Florida Sparse Matrix Collection,” *ACM TOMS*, 2011.
- [20] John L. Henning, “SPEC CPU2006 Benchmark Descriptions,” *ACM SIGARCH CAN*, 2006.
- [21] Shuai Che et al., “Rodinia: A Benchmark Suite for Heterogeneous Computing,” in *IISWC*, 2009.
- [22] Vijay Janapa Reddi et al., “MLPerf Inference Benchmark,” in *ISCA*, 2020.
- [23] Jason Cong et al., “Understanding Performance Differences of FPGAs and GPUs,” in *FCCM*, 2018.
- [24] Yuan Zhou et al., “Rosetta: A Realistic High-Level Synthesis Benchmark Suite for Software Programmable FPGAs,” in *FPGA*, 2018.
- [25] Yuwei Hu et al., “GraphLily: Accelerating Graph Linear Algebra on HBM-Equipped FPGAs,” in *ICCAD*, 2021.
- [26] Linghao Song et al., “Sextans: A Streaming Accelerator for General-Purpose Sparse-Matrix Dense-Matrix Multiplication,” *arXiv*, 2021.
- [27] Atefeh Sohrabizadeh et al., “AutoDSE: Enabling Software Programmers Design Efficient FPGA Accelerators,” *arXiv*, 2020.
- [28] Nan Wu et al., “IronMan: GNN-assisted Design Space Exploration in High-Level Synthesis via Reinforcement Learning,” *arXiv*, 2021.
- [29] Ashish Vaswani et al., “Attention Is All You Need,” in *NIPS*, 2017.
- [30] Yunsheng Bai et al., “SimGNN: A Neural Network Approach to Fast Graph Similarity Computation,” in *WSDM*, 2019.
- [31] Zongyue Qin et al., “GHashing: Semantic Graph Hashing for Approximate Similarity Search in Graph Databases,” in *KDD*, 2020.