

Centaur 2013 VZ₇₀: Debris from Saturn's irregular moon population?

C. de la Fuente Marcos¹ and R. de la Fuente Marcos²

¹ Universidad Complutense de Madrid, Ciudad Universitaria, E-28040 Madrid, Spain

² AEGORA Research Group, Facultad de Ciencias Matemáticas, Universidad Complutense de Madrid, Ciudad Universitaria, E-28040 Madrid, Spain

Received 6 September 2021 / Accepted 8 October 2021

ABSTRACT

Context. Saturn has an excess of irregular moons. This is thought to be the result of past collisional events. Debris produced during such episodes in the neighborhood of a host planet can evolve into co-orbitals trapped in quasi-satellite and/or horseshoe resonant states. A recently announced centaur, 2013 VZ₇₀, follows an orbit that could be compatible with those of prograde Saturn's co-orbitals.

Aims. We perform an exploration of the short-term dynamical evolution of 2013 VZ₇₀ to confirm or reject a co-orbital relationship with Saturn. A possible connection with Saturn's irregular moon population is also investigated.

Methods. We studied the evolution of 2013 VZ₇₀ backward and forward in time using *N*-body simulations, factoring uncertainties into the calculations. We computed the distribution of mutual nodal distances between this centaur and a sample of moons.

Results. We confirm that 2013 VZ₇₀ is currently trapped in a horseshoe resonant state with respect to Saturn but that it is a transient co-orbital. We also find that 2013 VZ₇₀ may become a quasi-satellite of Saturn in the future and that it may experience brief periods of capture as a temporary irregular moon. This centaur might also pass relatively close to known irregular moons of Saturn.

Conclusions. Although an origin in trans-Neptunian space is possible, the hostile resonant environment characteristic of Saturn's neighborhood favors a scenario of in situ formation via impact, fragmentation, or tidal disruption as 2013 VZ₇₀ can experience encounters with Saturn at very low relative velocity. An analysis of its orbit within the context of those of the moons of Saturn suggests that 2013 VZ₇₀ could be related to the Inuit group, particularly Siarnaq, the largest and fastest rotating member of the group. Also, the mutual nodal distances of 2013 VZ₇₀ and the moons Fornjot and Thrymr are below the first percentile of the distribution.

Key words. minor planets, asteroids: general – minor planets, asteroids: individual: 2013 VZ₇₀ – planets and satellites: individual: Saturn – methods: numerical – celestial mechanics – methods: data analysis

1. Introduction

Ashton et al. (2021) found that Saturn has an excess of irregular moons compared to expectations based on Jupiter's irregular moon population. They interpreted this excess as resulting from relatively recent collisional events.

Although not gravitationally bound to a host planet like a natural satellite, co-orbitals populate the 1:1 mean motion resonance that makes them complete one revolution around a central star in almost exactly one sidereal orbital period of their host (see for example Murray & Dermott 1999). Jedicke et al. (2018) have argued that within the inner Solar System some co-orbital minor bodies of Venus, Earth, and Mars may have an origin as impact ejecta. Such objects tend to approach their host planets at speeds close to the planetary escape velocity. In general, catastrophic disruptions of small bodies in the neighborhood of a host planet may lead to the production of co-orbitals and transient moons.

Among the known planets of the Solar System and excluding Mercury, which has neither known natural satellites nor co-orbitals, Saturn has the largest number of known moons (see for example Ashton et al. 2021) but also the smallest number of documented co-orbitals (see for example Gallardo 2006). Saturn co-orbitals are indeed rare, and the dynamically hostile resonant environment characteristic of Saturn's neighborhood may lead to

their quick removal when they are either captured from the population of Saturn-crossing minor bodies – the centaurs and certain comets – or produced in situ via impacts, fragmentations, or tidal disruptions within Saturn's population of irregular moons. Although the origin of this population is still disputed, Turrini et al. (2008, 2009) explored the evolution of the irregular satellites of Saturn, concluding that the collisional capture scenario may explain their origin.

In this work we perform an exploration of the short-term dynamical evolution of 2013 VZ₇₀, a recently announced¹ centaur that follows an orbit that could be compatible with those of prograde Saturn's co-orbitals. This paper is organized as follows. In Sect. 2 we provide the context of our research, review our methodology, and present the data and tools used in our analyses. In Sect. 3 we apply our methodology and, in Sect. 4, discuss its results. Our conclusions are summarized in Sect. 5.

2. Context, methods, and data

In the following, we provide some theoretical background to help navigate the reader through the presented results as well as the basic details of our approach and the data and the tools used to obtain the results.

Send offprint requests to: C. de la Fuente Marcos, e-mail: nbplanet@ucm.es

¹ <https://minorplanetcenter.net/mpec/K21/K21Q55.html>

2.1. Context

Co-orbital objects are engaged in a 1:1 mean-motion resonance with a host (see for example Murray & Dermott 1999). In the Solar System, co-orbital minor bodies go around the Sun in almost exactly one sidereal orbital period of a planetary host. There are four main resonant states. Co-orbitals that follow prograde or direct paths (orbital inclination, i , $< 90^\circ$) can describe tadpole (trojans), horseshoe, or quasi-satellite orbits; those in retrograde trajectories ($i > 90^\circ$) have trisectrix orbits, and this case is called the 1:−1 mean-motion resonance (Morais & Namouni 2017). These orbital shapes are observed in a frame of reference centered on the Sun and rotating with the host planet, projected onto the ecliptic plane. In the case of prograde co-orbitals, hybrids of the three fundamental resonant states are possible (Namouni et al. 1999; Namouni & Murray 2000), as are transitions between the various co-orbital states, elementary or hybrid (Namouni 1999; Namouni & Murray 2000). The retrograde co-orbital problem has been further studied by, for example, Morais & Namouni (2019) and Sidorenko (2020).

Co-orbital bodies are customarily identified by studying the evolution over time of a critical angle, whose value oscillates or librates when the object under study is engaged in resonant behavior. For prograde orbits, this key parameter is the difference between the mean longitude of the minor body (asteroid or comet) and that of its host planet. The mean longitude is given by $\lambda = \Omega + \omega + M$, where Ω is the longitude of the ascending node, ω is the argument of perihelion, and M is the mean anomaly (see for example Murray & Dermott 1999). For Saturn, the critical angle is $\lambda_r = \lambda - \lambda_S$. When the value of λ_r oscillates about 0° , the body is a quasi-satellite (or retrograde satellite, but it is not gravitationally bound) to the planet (see for example Mikkola et al. 2006; Sidorenko et al. 2014). When the libration is about 180° , often with an amplitude much wider than 180° , the minor body follows a horseshoe path. If it librates around 60° , the object is called an L_4 trojan and leads the planet in its orbit. When it librates around -60° (or 300°), it is an L_5 trojan, and it trails the planet (see for example Murray & Dermott 1999). For the 1:−1 mean-motion resonance, the mean longitude of the retrograde body is given by $\lambda^* = -\Omega + \omega + M$, and the critical angle is $\lambda_r = \lambda^* - \lambda_S - 2\varpi^*$, where $\varpi^* = \omega - \Omega$ and λ_r oscillates about 0° or 180° (Morais & Namouni 2013a,b).

The existence of Saturn’s co-orbitals, particularly trojans, has been studied for decades (see for example Everhart 1973; Innanen & Mikkola 1989; de la Barre et al. 1996; Wiegert et al. 2000; Melita & Brunini 2001; Marzari et al. 2002; Nesvorný & Dones 2002; Hou et al. 2014; Huang et al. 2019). Most studies concluded that, in general, the stability of Saturn’s co-orbitals is significantly weaker than that of their Jovian counterparts. Gallardo (2006) pointed out that 15504 (1999 RG₃₃) could be a quasi-satellite of Saturn, but de la Fuente Marcos & de la Fuente Marcos (2016) used an improved orbit determination to show that 15504 is a co-orbital but not a quasi-satellite. Centaur 63252 (2001 BL₄₁) is a true transient quasi-satellite of Saturn (de la Fuente Marcos & de la Fuente Marcos 2016). Li et al. (2018) found several robust candidates to being trapped in the 1:−1 mean-motion resonance with Saturn: centaurs 2006 RJ₂, 2006 BZ₈, 2017 SV₁₃, and 2012 YE₈.

2.2. Methodology

The assessment of the past, present, and future orbital evolution of 2013 VZ₇₀ should be based on the analysis of results from a representative sample of N -body simulations that take

Table 1. Heliocentric Keplerian orbital elements of 2013 VZ₇₀.

Parameter	Value $\pm\sigma$
Semimajor axis, a (AU)	= 9.1457 \pm 0.0003
Eccentricity, e	= 0.09448 \pm 0.00002
Inclination, i ($^\circ$)	= 12.05274 \pm 0.00009
Longitude of the ascending node, Ω ($^\circ$)	= 215.17744 \pm 0.00012
Argument of perihelion, ω ($^\circ$)	= 245.302 \pm 0.014
Mean anomaly, M ($^\circ$)	= 34.155 \pm 0.009
Perihelion, q (AU)	= 8.2816 \pm 0.0002
Aphelion, Q (AU)	= 10.0098 \pm 0.0003
Absolute magnitude, H (mag)	= 13.7 \pm 0.3

Notes. Values are displayed together with the 1σ uncertainty and are referred to epoch JD 2459396.5, which corresponds to 0:00 on 2021 July 1 Barycentric Dynamical Time (TDB) (J2000.0 ecliptic and equinox). Source: JPL’s SBDB (solution date, 2021 August 24 07:42:02 PDT).

the uncertainties in the orbit determination into account. Here, we carried out such calculations using a direct N -body code implemented by Aarseth (2003) that is publicly available from the website of the Institute of Astronomy of the University of Cambridge.² This software uses the Hermite integration scheme devised by Makino (1991). Results from this code were extensively discussed by de la Fuente Marcos & de la Fuente Marcos (2012). Our calculations included the perturbations by the eight major planets, the Moon, the barycenter of the Pluto-Charon system, and the three largest asteroids, (1) Ceres, (2) Pallas, and (4) Vesta. When studying the dynamics of minor bodies in the region of the giant planets, it is particularly important to include all of them in the physical model because they form a strongly coupled resonant subsystem (Ito & Tanikawa 1999, 2002; Tanikawa & Ito 2007). Jupiter’s and Saturn’s semimajor axes experience a periodic modulation induced by a near 5:2 mean-motion resonance, a phenomenon known as the “Great Inequality” (see for example Musen 1971; Zink et al. 2020). Results obtained under three- or four-body approximations may not be applicable to objects such as 2013 VZ₇₀.

2.3. Data, data sources, and tools

The discovery of 2013 VZ₇₀ was announced on 2021 August 23 (Bannister et al. 2021), but it had first been observed on 2013 November 1 by the Outer Solar System Origins Survey (OSSOS),³ which is a survey aimed at carefully sampling important trans-Neptunian populations in order to verify various models of giant planet migration during the early stages of the formation of the Solar System (Bannister et al. 2016). Although not formally announced until 2021, this object had previously been mentioned by Alexandersen et al. (2018, 2020). Its current orbit determination is shown in Table 1, and it is based on 36 observations spanning a data arc of 946 d. Its trajectory is unusual among those of objects in the orbital neighborhood of Saturn (but not gravitationally bound to it) as it has both low eccentricity, e , and inclination, i . Saturn’s co-orbital zone goes, in terms of semimajor axis, a , from ~ 9 AU to ~ 10 AU (see for example Hou et al. 2014). Therefore, considering the values of a and e in Table 1, 2013 VZ₇₀ is a robust candidate to being engaged in a 1:1 mean-motion resonance with Saturn.

Here, we work with publicly available data (orbit determinations, input Cartesian vectors, and ephemerides) from the

² <http://www.ast.cam.ac.uk/~sverre/web/pages/nbody.htm>

³ <http://www.ossos-survey.org/>

Jet Propulsion Laboratory (JPL) Small-Body Database (SBDB)⁴ and the Horizons online Solar System data and ephemeris computation service,⁵ both provided by the Solar System Dynamics Group⁶ (Giorgini 2011, 2015). Most data were retrieved from JPL's SBDB and Horizons using tools provided by the Python package Astroquery (Ginsburg et al. 2019).

In order to evaluate data clustering for the sample of Saturnian moons in Sect. 4.1, we applied the unsupervised machine-learning algorithm *k*-means++ as implemented by the Python library Scikit-learn (Pedregosa et al. 2011); we used the elbow method to determine the optimal value of clusters, *k* (for details, see de la Fuente Marcos & de la Fuente Marcos 2021a). Some figures have been produced using the Matplotlib library (Hunter 2007) and statistical tools provided by NumPy (van der Walt et al. 2011; Harris et al. 2020). Sets of bins in histograms were computed using NumPy via the application of the Freedman and Diaconis rule (Freedman & Diaconis 1981); instead of using frequency-based histograms, we consider counts to form a probability density such that the area under the histogram will sum to one.

3. Results

Figure 1 shows the results of our integrations, focusing on the evolution of λ_r and summarizing our findings for representative orbits, the nominal one (in black) and those with Cartesian vectors separated $\pm 1\sigma$, $\pm 3\sigma$, and $\pm 9\sigma$ from the nominal values (see Table A.1 for input values). The top panel shows that the orbital evolution of 2013 VZ₇₀ was as chaotic in the past as it will be in the future. The middle panel shows that the nominal orbit in Table 1 displays horseshoe behavior for about 1.2×10^4 yr, but most control orbits only remained in the horseshoe resonant state for a fraction of that time. It also shows that the evolution of the nominal orbit of 2013 VZ₇₀ was far more stable in the past than it will be in the future.

However, the bottom panel provides the most comprehensive evaluation of the current dynamical status of this object. All the control orbits, even those separated by $\pm 9\sigma$ from the nominal values, show consistent co-orbital behavior in the time interval $(-1000, 1000)$ yr. Any prediction beyond that time window based on the current orbit determination is very uncertain. All the control orbits show that 2013 VZ₇₀ remains trapped in the horseshoe resonant state during the interval $(-1000, 900)$ yr. Therefore, we can confirm that 2013 VZ₇₀ is indeed a temporary or transient co-orbital to Saturn and that it currently follows a horseshoe-type path in a frame of reference centered on the Sun and rotating with Saturn. This centaur can experience deep and slow encounters with Saturn and become temporarily captured by the ringed planet as a short-lived moon (see below). For the nominal orbit, the bottom panel of Fig. 1 shows that after one such flyby, 2013 VZ₇₀ becomes a quasi-satellite of Saturn for nearly 200 yr, starting at about 975 yr into the future. This episode is analyzed in more detail below.

Figure 2 illustrates how 2013 VZ₇₀ will pursue its horseshoe path as Saturn's co-orbital in the future for the nominal orbit, and for other control orbits the evolution is very similar. The horseshoe orbital period is nearly 900 yr, which is also the period of the perturbation associated with the Great Inequality (see for example Musen 1971). After a close encounter with Saturn and for the nominal orbit, 2013 VZ₇₀ will transition from the horseshoe

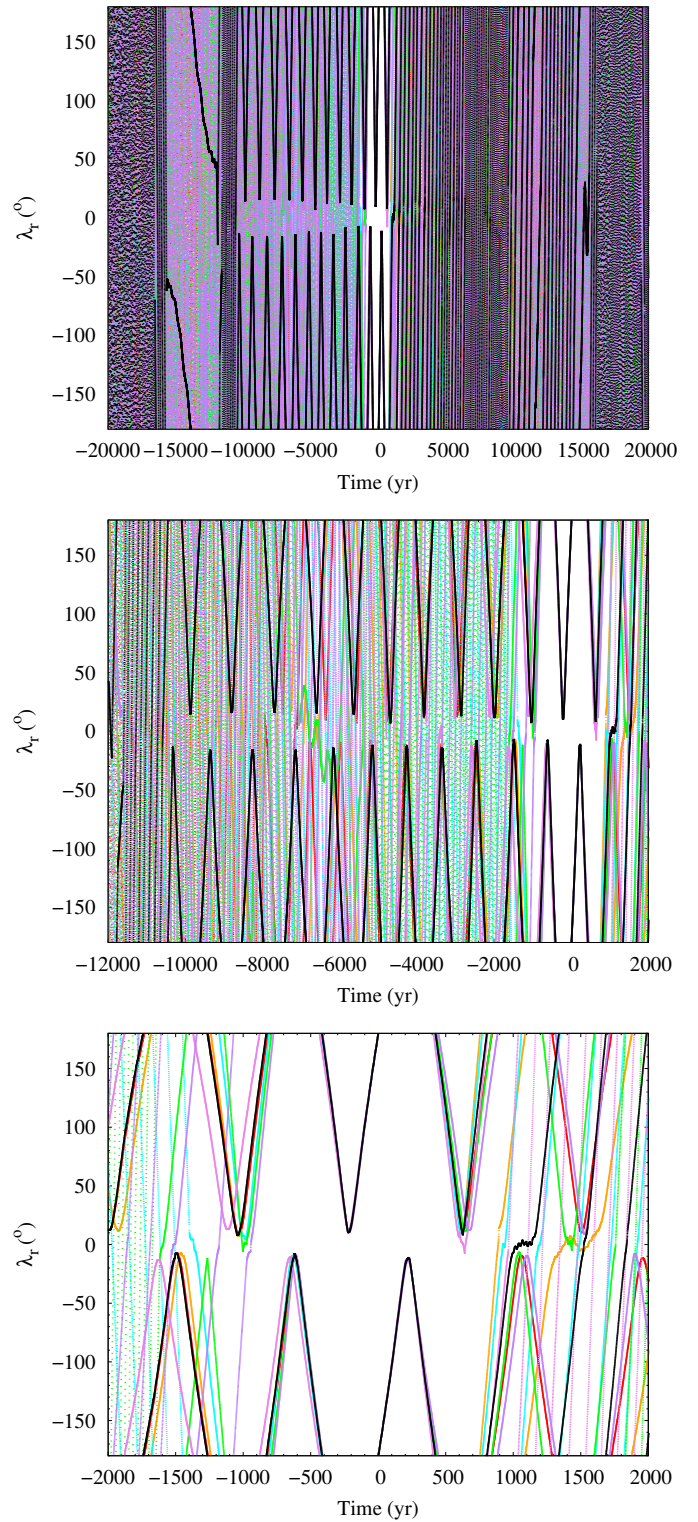


Fig. 1. Evolution of the value of the relative mean longitude, λ_r , of 2013 VZ₇₀ with respect to Saturn. The results corresponding to the nominal orbit are shown in black, and the results of control orbits with Cartesian vectors separated by $+1\sigma$ (in red), -1σ (in orange), $+3\sigma$ (in green), -3σ (in cyan), $+9\sigma$ (in purple), and -9σ (in violet) from the nominal values are also displayed. The output time-step size is 0.5 yr. The three panels show different time ranges to make the visualization easier. The input data (Cartesian vectors for all the Solar System objects) have JPL's SBDB as a source and are referred to epoch 2459396.5 Barycentric Dynamical Time, which is also the origin of time in the calculations.

⁴ https://ssd.jpl.nasa.gov/tools/sbdb_lookup.html#/

⁵ <https://ssd.jpl.nasa.gov/horizons/>

⁶ <https://ssd.jpl.nasa.gov/>

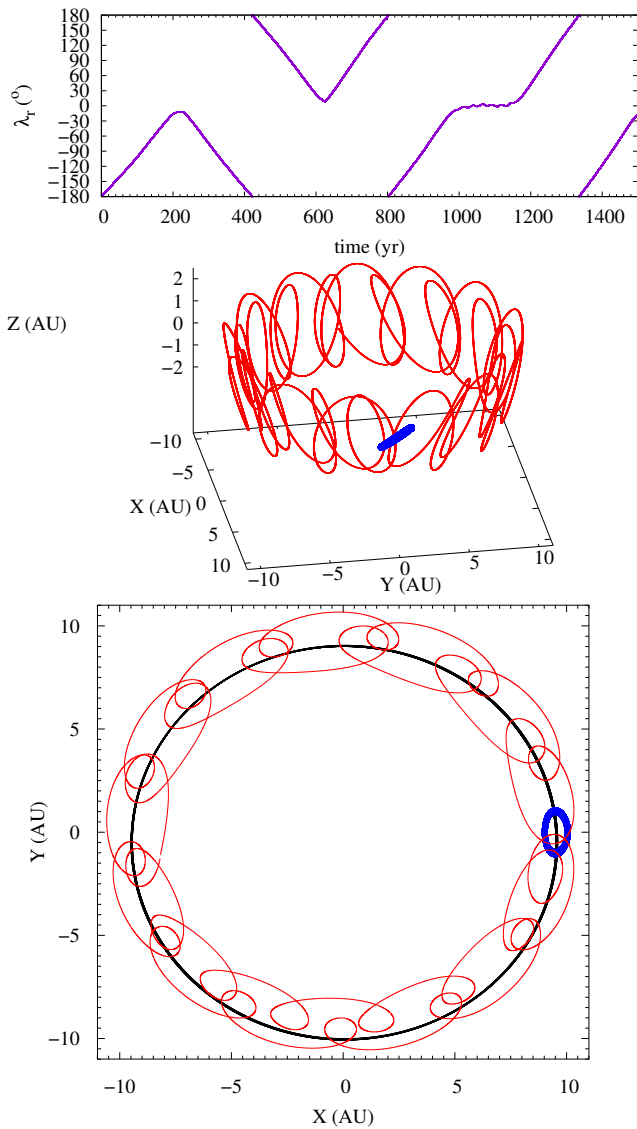


Fig. 2. Future horseshoe behavior for the nominal orbit. Top panel: Future evolution of the value of the relative mean longitude, λ_r , with respect to Saturn for the nominal orbit of 2013 VZ₇₀. Middle panel: Trajectory in three-dimensional space during the time interval (0, 800) yr in a frame of reference centered on the Sun and rotating with Saturn. Bottom panel: The path followed by 2013 VZ₇₀ (which moves counterclockwise) is in a frame of reference centered on the Sun and rotating with Saturn, projected onto the ecliptic plane, during the same time interval. Since Saturn follows an eccentric orbit, it is represented in the panels by a blue trace (middle) or ellipse (bottom). The output time-step size is 0.01 yr.

resonant state to a quasi-satellite orbit that may approach Saturn more closely and more slowly.

The top panel of Figure 3 shows that the Keplerian Saturnocentric energy of 2013 VZ₇₀ (relative binding energy) became negative during the abovementioned encounter (twice, for about 3 yr each), so it became a temporary (retrograde) irregular moon of Saturn. However, the relative binding energy was not negative for the full length of a loop around Saturn (the loops are traveled in the clockwise direction), so, following the terminology in Fedorets et al. (2017), we may speak of a temporarily captured flyby as the centaur does not complete an entire loop around Saturn with negative relative binding energy. Other control orbits (not shown) may lead to temporary captures (tem-

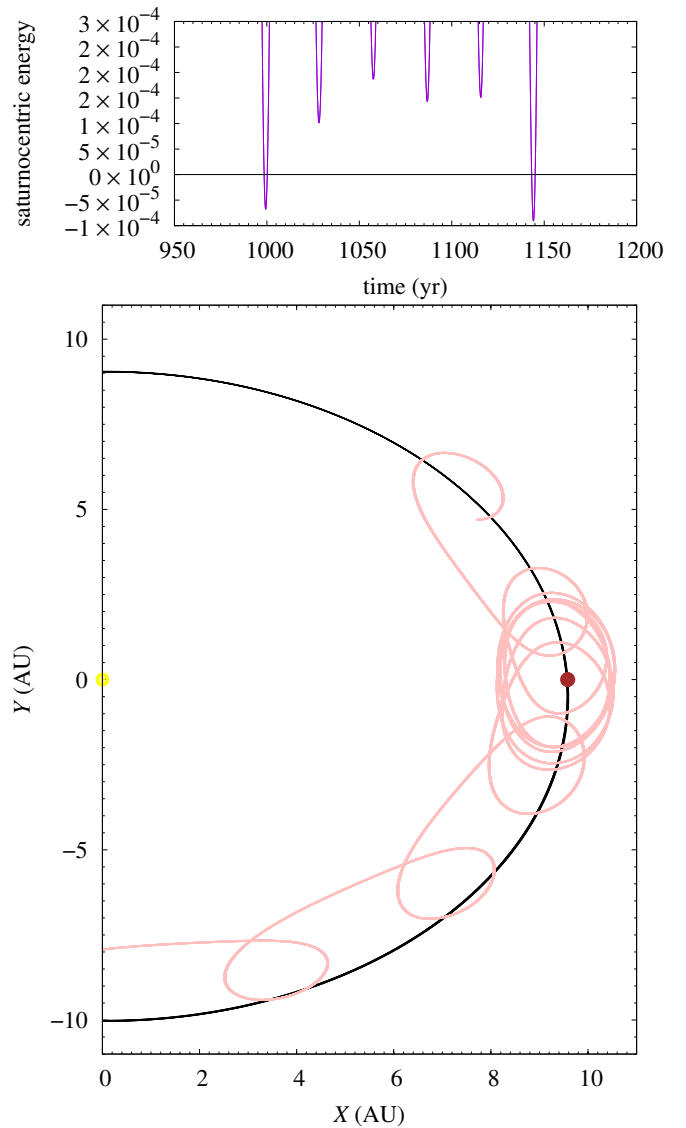


Fig. 3. Top panel: Evolution of the Keplerian Saturnocentric energy of 2013 VZ₇₀. Satellite captures happen when the relative binding energy becomes negative. The unit of energy is such that the unit of mass is $1 M_\odot$, the unit of distance is 1 AU, and the unit of time is one sidereal year divided by 2π . Bottom panel: Path followed by 2013 VZ₇₀ (which moves counterclockwise) in a frame of reference centered on the Sun (in yellow) and rotating with Saturn (in brown, its orbit in black), projected onto the ecliptic plane, during the time interval (950, 1200) yr, shown in pink. The output time-step size is 0.01 yr.

porarily captured flybys and orbiters) when integrating both into the past and forward in time (including recurrent episodes).

4. Discussion

Alexandersen et al. (2018, 2020, 2021) favor an origin for 2013 VZ₇₀ in the trans-Neptunian populations. One of Saturn's irregular moons, Phoebe, is believed to be a captured centaur with a trans-Neptunian origin (see for example Johnson & Lunine 2005; Jewitt & Haghighipour 2007). Although such an origin is indeed possible, here we argue that the hostile resonant environment characteristic of Saturn's neighborhood favors a scenario of in situ formation via impact, fragmentation, or tidal disruption within the population of irregular moons as 2013 VZ₇₀

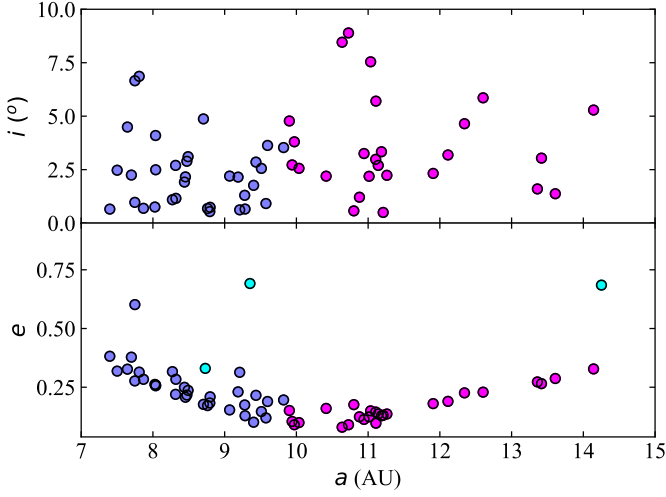


Fig. 4. Color-coded clusters generated by the k -means++ algorithm applied to the data set made of 64 Saturnian moons. The figure shows the heliocentric values (a , e , i). The range in i has been restricted to the one relevant to this work. Heliocentric Keplerian orbital elements refer to epoch JD 2459396.5. Source: JPL's SBDB and Horizons.

can experience encounters with Saturn at very low relative velocity (see above). Supporting arguments for a scenario of in situ formation come from two sides. In both cases, we used a relevant sample of natural satellites of Saturn. Given the fact that the orbit determinations of some moons of Saturn are somewhat poor and that their uncertainties are far from well characterized, we initially restricted our statistical analyses to the nominal orbits.

4.1. Natural satellites of Saturn: Orbital context

We retrieved the heliocentric orbital elements of the known natural satellites of Saturn from JPL's SBDB for the epoch JD 2459396.5. Our sample included 64 moons with heliocentric $e < 1$ and $a < 20$ AU. The subsample with $e < 0.25$ is shown in Table 2. Figure 4 shows the result of applying the k -means++ algorithm and the elbow method to the data set of Saturn's moon. Three clusters are found: The plum and fuchsia points include members of the Inuit and Gallic groups that follow Saturnocentric prograde orbits as well as members of the Norse group that follow Saturnocentric retrograde orbits (see Table 2), and the azure points include inner moons such as Atlas, Pan, and Polydeuces, but also Rhea (not shown in the top panel).

Table 2 shows that the heliocentric orbital elements of multiple irregular moons of Saturn resemble those of 2013 VZ₇₀ in Table 1. However, most moons with provisional designations may correspond to lost objects that may have to be rediscovered (see for example Jacobson et al. 2012). Therefore, and among the moons in Table 2, we would like to single out Tarqeq and Siarnaq. Tarqeq (originally named S/2007 S 1 or Saturn LII; Shepard et al. 2007a,b) has a size of about 6 km (Denk & Mottola 2019) and is a member of the Inuit group of irregular satellites of Saturn that also follow a low-eccentricity, low-inclination heliocentric orbit (see Table 2), like 2013 VZ₇₀. Another object with similar orbital properties is Siarnaq (originally named S/2000 S 3 or Saturn XXIX; Gladman et al. 2000; Holman et al. 2001), which is the largest member of the Inuit group of Saturnian satellites, at about 39 km (Grav et al. 2015), and one of the fastest rotators, with a period of 10 h (Denk & Mottola 2019).

Table 2. Heliocentric Keplerian orbital elements of Saturnian moons with $e < 0.25$.

Moon	Group	a (AU)	e	i (°)	Ω (°)	ω (°)
Tarqeq	Inuit	10.6373	0.0798	8.4581	124.6886	135.9928
S/2004 S 31	Inuit	10.7263	0.0902	8.8928	125.3434	139.3948
S/2004 S 13	Norse	9.9718	0.0903	3.8017	119.3540	97.1457
Siarnaq	Inuit	11.1085	0.0968	5.7029	116.5324	178.2054
S/2004 S 22	Norse	10.0361	0.0994	2.5610	114.0951	104.8162
S/2004 S 12	Norse	9.4036	0.1010	1.7650	98.7427	79.3981
S/2004 S 28	Norse	9.9404	0.1043	2.7207	118.9490	96.0909
S/2004 S 34	Norse	10.9428	0.1130	3.2529	114.4503	170.0351
S/2006 S 1	Norse	9.5755	0.1194	0.9149	19.8416	172.6876
S/2004 S 26	Norse	11.0136	0.1238	2.1887	107.8656	166.0223
S/2004 S 17	Norse	10.8789	0.1241	1.2094	91.8447	168.7292
Surtur	Norse	11.1856	0.1285	3.3369	119.4188	197.0921
Hyrrokkin	Norse	9.2844	0.1287	0.6561	343.7056	192.7894
S/2004 S 21	Norse	11.2098	0.1307	0.4981	41.1908	278.4422
Paaliaq	Inuit	11.2614	0.1360	2.2346	318.0790	32.7217
S/2004 S 25	Norse	11.1409	0.1367	2.6967	116.3389	220.7748
Thrymr	Norse	11.1055	0.1444	2.9811	115.8016	143.8882
Kari	Norse	9.5122	0.1463	2.5574	106.2945	84.4690
Albiorix	Gallic	11.0350	0.1495	7.5428	123.4528	125.6591
Ijiraq	Inuit	9.9018	0.1509	4.7754	116.2447	294.6973
S/2004 S 35	Norse	9.0692	0.1534	2.1981	111.6498	58.1992
S/2004 S 23	Norse	10.4147	0.1598	2.1943	110.6376	281.0498
Jarnsaxa	Norse	8.7613	0.1719	0.6805	78.0443	78.3403
S/2004 S 24	Gallic	9.2794	0.1745	1.2985	123.0952	309.4057
Bergelmir	Norse	10.8008	0.1759	0.5717	16.2162	3.7236
S/2004 S 38	Norse	8.7042	0.1770	4.8721	118.8771	354.5464
Greip	Norse	11.9067	0.1803	2.3226	110.5977	175.1823
S/2004 S 36	Norse	8.7927	0.1829	0.5376	69.5592	20.9945
Skathi	Norse	9.5980	0.1893	3.6319	115.1900	81.8631
S/2004 S 7	Norse	12.1132	0.1898	3.1864	112.5916	202.4078
S/2004 S 27	Norse	9.8213	0.1959	3.5323	114.9983	298.1294
Fornjot	Norse	8.4532	0.2074	2.1604	106.6699	43.9892
Fenrir	Norse	8.7972	0.2097	0.7378	65.1595	24.3685
S/2004 S 30	Norse	8.4732	0.2168	2.8906	110.6679	45.4170
Ymir	Norse	8.3159	0.2197	2.6986	112.2017	13.9596
S/2004 S 32	Norse	12.3433	0.2260	4.6474	121.0811	219.1888
Erriapus	Gallic	12.6026	0.2290	5.8587	120.9251	224.0407
S/2004 S 29	Inuit	9.1870	0.2303	2.1507	100.5478	332.4760
S/2007 S 2	Norse	8.4902	0.2365	3.1050	115.4799	340.9548
S/2004 S 39	Norse	8.4395	0.2496	1.9188	103.1231	353.2404

Notes. The orbits, sorted by e , are referred to epoch JD 2459396.5, which corresponds to 0:00 on 2021 July 1 TDB (J2000.0 ecliptic and equinox). Most moons with provisional designations may correspond to lost objects that may have to be rediscovered (see for example Jacobson et al. 2012). Source: JPL's SBDB and Horizons.

Centaur 2013 VZ₇₀ could be similar in size to Tarqeq and other irregular satellites of Saturn, and its heliocentric orbit is consistent in terms of e and i with those of other moons. We interpret these facts as supportive of an origin among one of the groups of irregular satellites of Saturn.

4.2. Saturnian moons versus 2013 VZ₇₀: Relative nodal distances

We computed the distribution of the absolute values of the mutual nodal distances of 2013 VZ₇₀ and the sample of Saturnian moons using Eqs. 16 and 17 from Saillenfest et al. (2017) –

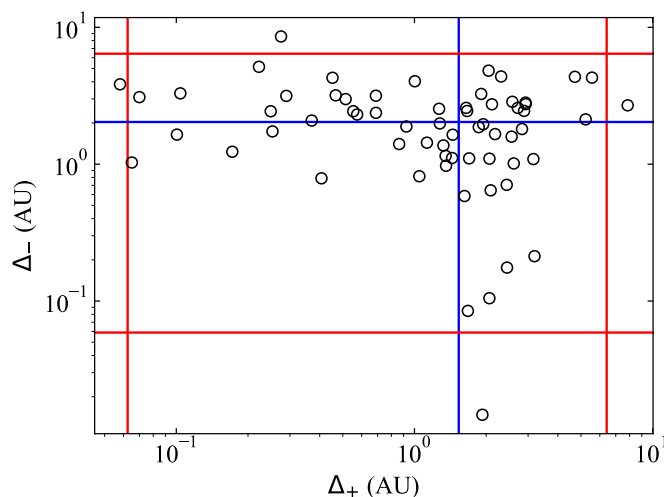


Fig. 5. Distribution of mutual nodal distances (Δ_+ , ascending; Δ_- , descending) between 2013 VZ₇₀ and a sample of Saturn satellites. The median values are shown in blue and the 1st and 99th percentiles in red.

Δ_+ for the ascending nodes and Δ_- for the descending nodes – and data from JPL’s SBDB and Horizons referred to epoch JD 2459396.5. Our results are shown in Fig. 5, and they indicate that the heliocentric orbits of some irregular satellites of Saturn pass rather close to the trajectory of 2013 VZ₇₀. The first percentile of the distribution of Δ_+ is 0.062 AU, and the mutual nodal distance between the ascending nodes of 2013 VZ₇₀ and Thrymr is 0.058 AU. On the other hand, the first percentile of the distribution of Δ_- is 0.059 AU, and the mutual nodal distance between the descending nodes of 2013 VZ₇₀ and Fornjot is 0.015 AU. Both cases are clear outliers.

Thrymr and Fornjot are members of the Norse group (see Table 2) of irregular satellites of Saturn that follow Saturnocentric retrograde orbits. Thrymr (originally named S/2000 S 7 or Saturn XXX; Petit et al. 2001) is believed to be debris released during an impact on Phoebe (Denk & Mottola 2019). Fornjot (originally named S/2004 S 8 or Saturn XLII; Jewitt et al. 2006) is one of the outermost natural satellites of Saturn and also one of the fastest rotators, with a period of 7 or 9.5 h (Denk & Mottola 2019).

We interpret the existence of these low probability, short mutual nodal distances as an indication of a collisional origin for 2013 VZ₇₀. However, for a given pair of objects, a present-day short mutual nodal distance does not imply an equally short value in the past or the future. In addition, although it is true that close flybys take place in the vicinity of the mutual nodes, short mutual nodal distances may not translate into actual flybys if there are active protection mechanisms such as mean-motion or secular resonances like in the cases of Neptune’s trojans or Pluto (see for example Milani et al. 1989; Wan et al. 2001).

4.3. Possible past encounters of 2013 VZ₇₀ with Fornjot and Thrymr

The present-day short mutual nodal distances of 2013 VZ₇₀ and Fornjot and Thrymr are indicative of a possible past collisional evolution of 2013 VZ₇₀. The assessment of the concurrent past orbital evolution of 2013 VZ₇₀ and Fornjot and Thrymr should be based on the statistical analysis of results from a representative sample of N -body simulations. Unfortunately, in this case

the effect of the uncertainties is not easy to include in the calculations.

The current orbit determination of 2013 VZ₇₀ in Table 1 is based on data collected for less than 10% of its sidereal orbital period. Although it can certainly be improved, the relative errors in the orbital elements are in the range 10^{-4} – 10^{-5} , and this makes any short-term ephemerides (for example, present-day Cartesian state vectors) computed from it reasonably robust. However, this centaur moves in a very unstable region, and the results presented in Sect. 3 indicate that control orbits relatively close to the nominal one lead to a rather different orbital evolution both into the past and forward in time outside the time interval $(-1000, 1000)$ yr. In sharp contrast, the orbit determinations of known irregular moons of Saturn have uncertainties affected by poorly characterized systematics present in sparse observation sets. Figure 1 in Jacobson et al. (2012) shows that the on-sky position uncertainty of these irregular moons may oscillate over time. Table 3 in Jacobson et al. (2012) shows that this uncertainty could be as high as 0'7 and 5'7 for Thrymr and Fornjot, respectively, after three orbital periods beyond 2012 January. In such cases, there is no reliable procedure for computing meaningful 1σ uncertainties for a given set of barycentric Cartesian state vectors.

The planetary satellite ephemeris SAT368 computed by R.A. Jacobson in 2014 updated the irregular satellites of Saturn with Earth-based data through early 2014 and all Cassini imaging through 2013, and they are utilized by Horizons to provide Cartesian state vectors that can be used as input data to perform the required N -body simulations. Horizons cannot provide estimates of the associated 1σ uncertainties, but the barycentric Cartesian state vectors are shown in Tables A.2 and A.3. We used a sample of 1 500 pairs of Gaussian-distributed control orbits (see Appendix A) based on the Cartesian vectors in Tables A.1 and A.2 and integrated backwards in time for 1 500 yr (assuming uncertainties of 10% and 5% for Fornjot), considering the same physical model used in Sect. 3 (in this simplified set of experiments, the contribution of massive moons was neglected), and studied the distribution of minimum approach distances (see de la Fuente Marcos et al. 2021b for additional details on this approach).

Figure 6 shows that flybys as close as 0.011 AU are possible, a result fully consistent with the one obtained in the previous section for the distribution of mutual nodal distances. Our results also show that by considering smaller uncertainties in the case of Fornjot, the minimum approach distance decreases. Figure 7 shows equivalent results for Thrymr, and flybys as close as 0.016 AU are possible. These results, based on N -body calculations, confirm that 2013 VZ₇₀ may have approached Fornjot and Thrymr at relatively short range in the past, despite us using a rather conservative choice when factoring uncertainties into the calculations. Lowering the level of uncertainty may produce flybys an order of magnitude or two closer. In addition, our flyby experiments show that the brief periods of capture of 2013 VZ₇₀ as a temporary irregular moon of Saturn are ubiquitous.

As an additional quality control step, we repeated the experiment (600 instances), focusing on encounters between the moons Fornjot and Thrymr. Figure 8 shows that flybys as close as 0.0007 AU are possible when assuming uncertainties of 5%.

5. Summary and conclusions

In this work we have studied the orbital evolution of 2013 VZ₇₀ backward and forward in time using direct N -body simulations and factoring the uncertainties into the calculations. We have

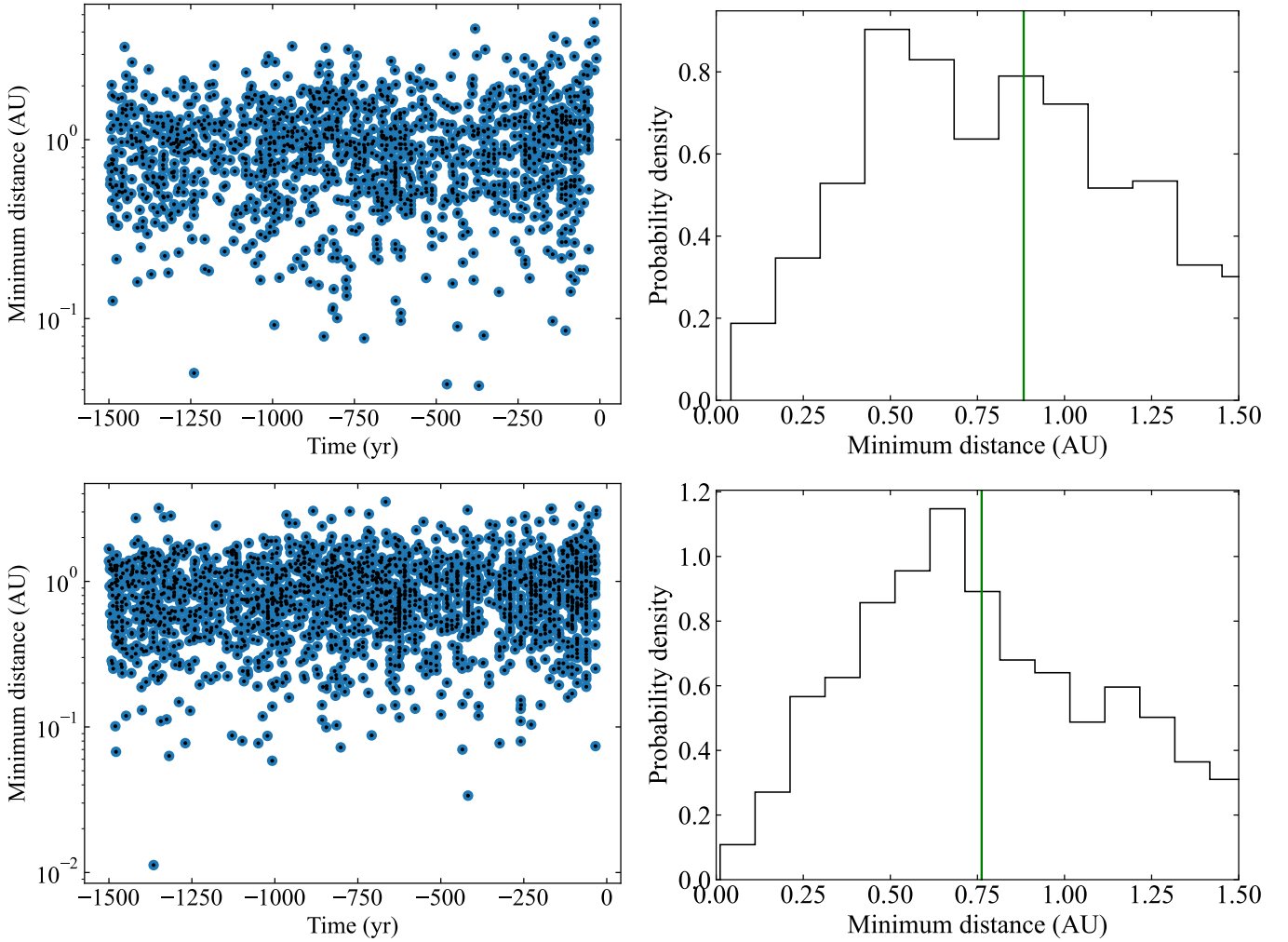


Fig. 6. Distribution of minimum approach distances for the pair 2013 VZ₇₀ and Fornjot. *Top panels:* Assuming uncertainties of 10% for the barycentric Cartesian state vector of Fornjot in Table A.2. *Bottom panels:* Assuming uncertainties of 5%. The median values are shown as vertical green lines.

also explored a possible connection between 2013 VZ₇₀ and the moons of Saturn by computing the distribution of mutual nodal distances between this centaur and a sample of moons to investigate how close two orbits can get to each other. Our conclusions can be summarized as follows.

1. We show that 2013 VZ₇₀ is a present-day co-orbital to Saturn of the horseshoe type. It is, however, a transient co-orbital.
2. Centaur 2013 VZ₇₀ may approach Saturn at very low relative velocity; as a result, it might experience brief periods of capture as a temporary irregular moon.
3. The orbit of 2013 VZ₇₀ is similar in terms of eccentricity and inclination to the Inuit group of irregular moons of Saturn, particularly Siarnaq and Tarqeq.
4. The analysis of the distribution of mutual nodal distances between 2013 VZ₇₀ and a sample of moons shows that the mutual nodal distance for the descending nodes of this centaur and Fornjot is 0.015 AU and that for the ascending nodes of the object and Thrymr is 0.058 AU. In both cases, the values are below the first percentile of the distribution.
5. The orbit determination of 2013 VZ₇₀ still requires significant improvement. Any prediction beyond the time interval (−1000, 1000) yr based on the orbit determination in Table 1 is very uncertain. The available data cannot be used to confirm or reject an origin for 2013 VZ₇₀ in the trans-Neptunian

populations or within the groups of irregular moons of Saturn, which have in some cases even more uncertain orbit determinations.

The facts are that (i) 2013 VZ₇₀ might pass fairly close (as confirmed with *N*-body calculations) to some of the moons of the Norse group that could be debris from Phoebe (Denk & Mottola 2019), (ii) its orbit is similar to the heliocentric orbits of some of the moons of the Inuit group (see Tables 1 and 2), and (iii) it also can approach Saturn at low relative velocity, sufficiently low to become a temporary moon itself, as discussed in Sect. 3. These three objective pieces of information are supportive of a scenario of in situ formation via impact, fragmentation, or tidal disruption within the population of the irregular moons of Saturn. The orbital evolution analysis in Sect. 3 suggests that the putative formation event may have taken place relatively recently or, because predictions are very uncertain, more than about 1000 yr ago.

On the other hand, if 2013 VZ₇₀ is debris linked to Phoebe, which is believed to be a captured object with an origin in trans-Neptunian space (see for example Johnson & Lunine 2005; Jewitt & Haghighipour 2007 but also consider Castillo-Rogez et al. 2019), spectroscopic studies may not be able to confirm or refute its putative origin, captured versus collisional. It is possible that

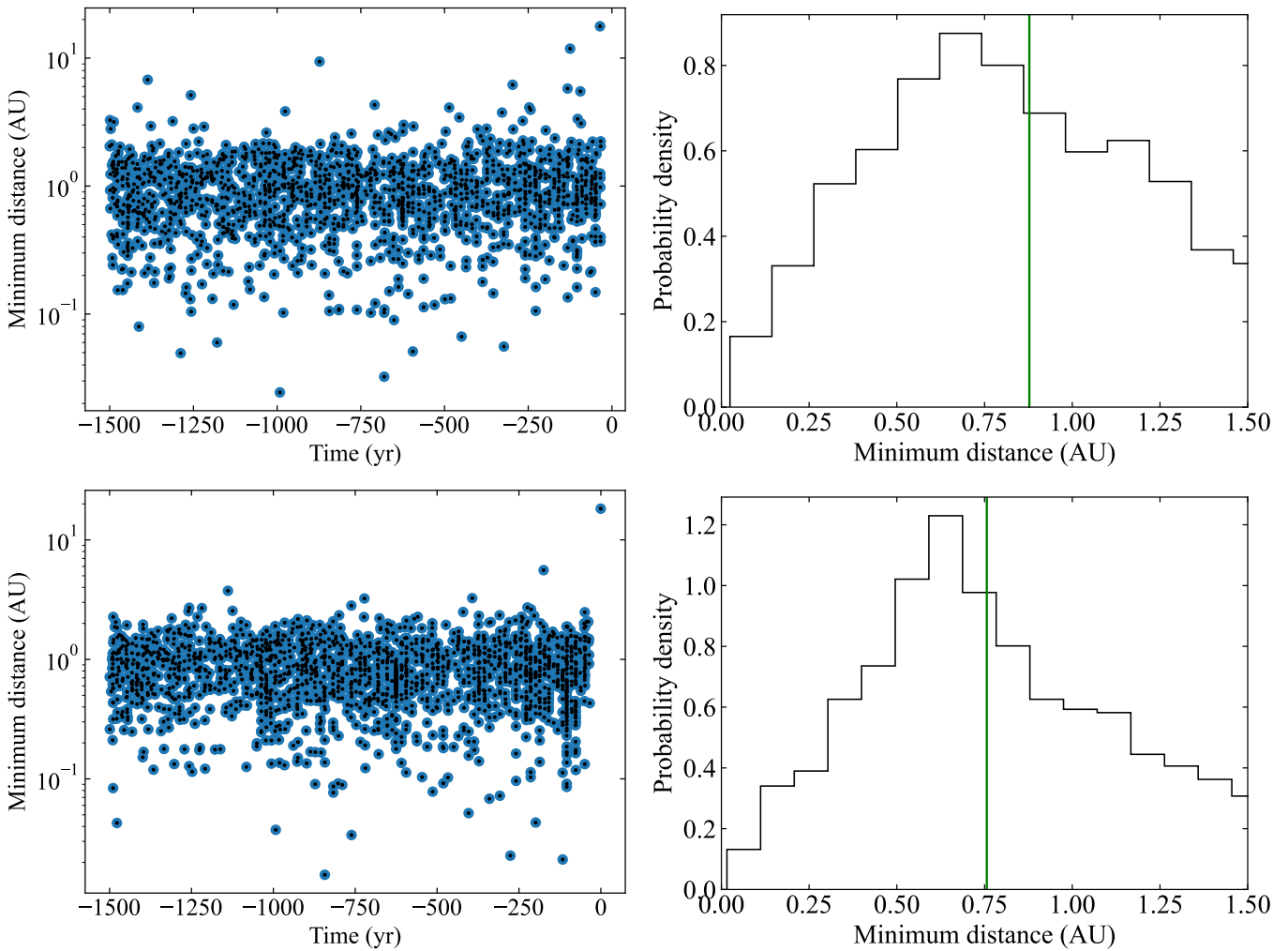


Fig. 7. Distribution of minimum approach distances for the pair 2013 VZ₇₀ and Thrymr. *Top panels:* Assuming uncertainties of 10% for the barycentric Cartesian state vector of Thrymr in Table A.3. *Bottom panels:* Assuming uncertainties of 5%. The median values are shown as vertical green lines.

only improvements in the orbit determinations of 2013 VZ₇₀ and the population of irregular moons of Saturn will eventually lead to a robust solution of this dilemma.

Acknowledgements. We thank the referee for her/his prompt report that included a very helpful suggestion regarding the interpretation of our results, S. J. Aarseth for providing one of the codes used in this research, A. B. Chamberlin for helping with the new JPL’s Solar System Dynamics website, J. D. Giorgini for comments and insight on the uncertainties of the orbit determinations of the irregular moons of Saturn, and A. I. Gómez de Castro for providing access to computing facilities. Part of the calculations and the data analysis were completed on the Brigit HPC server of the ‘Universidad Complutense de Madrid’ (UCM), and we thank S. Cano Alsúa for his help during this stage. This work was partially supported by the Spanish ‘Ministerio de Economía y Competitividad’ (MINECO) under grant ESP2017-87813-R. In preparation of this paper, we made use of the NASA Astrophysics Data System, the ASTRO-PH e-print server, and the MPC data server.

References

- Aarseth, S. J. 2003, *Gravitational N-Body Simulations* (Cambridge: Cambridge University Press), 27
- Alexandersen, M., Greenstreet, S., Gladman, B., et al. 2018, in *AAS/Division for Planetary Sciences Meeting Abstracts*, Vol. 50, 305.09
- Alexandersen, M., Greenstreet, S., Gladman, B., et al. 2020, in *AAS/Division for Planetary Sciences Meeting Abstracts*, Vol. 52, 206.06
- Alexandersen, M., Greenstreet, S., Gladman, B., et al. 2021, *PSJ*, 2, 212
- Ashton, E., Gladman, B., & Beaudoin, M. 2021, *PSJ*, 2, 158
- Bannister, M. T., Kavelaars, J. J., Petit, J.-M., et al. 2016, *AJ*, 152, 70
- Bannister, M. T., Kavelaars, J. J., Gladman, B. J., et al. 2021, *Minor Planet Electronic Circulars*, 2021-Q55
- Castillo-Rogez, J., Vernazza, P., & Walsh, K. 2019, *MNRAS*, 486, 538
- de la Barre, C. M., Kaula, W. M., & Varadi, F. 1996, *Icarus*, 121, 88
- de la Fuente Marcos, C. & de la Fuente Marcos, R. 2012, *MNRAS*, 427, 728
- de la Fuente Marcos, C. & de la Fuente Marcos, R. 2016, *MNRAS*, 462, 3344
- de la Fuente Marcos, C. & de la Fuente Marcos, R. 2021a, *MNRAS*, 501, 6007
- de la Fuente Marcos, C., de la Fuente Marcos, R., Licandro, J., et al. 2021b, *A&A*, 649, A85
- Denk, T. & Mottola, S. 2019, *Icarus*, 322, 80
- Dermott, S. F. & Murray, C. D. 1981, *Icarus*, 48, 12
- Everhart, E. 1973, *AJ*, 78, 316
- Fedorets, G., Granvik, M., & Jedicke, R. 2017, *Icarus*, 285, 83
- Freedman, D. & Diaconis, P. 1981, *Zeitschrift für Wahrscheinlichkeitstheorie und Verwandte Gebiete*, 57, 453
- Gallardo, T. 2006, *Icarus*, 184, 29
- Ginsburg, A., Sipőcz, B. M., Brasseur, C. E., et al. 2019, *AJ*, 157, 98
- Giorgini, J. 2011, in *Journées Systèmes de Référence Spatio-temporels 2010*, ed. N. Capitaine, 87–87
- Giorgini, J. D. 2015, *IAUGA*, 22, 2256293
- Gladman, B., Kavelaars, J., Allen, R. L., et al. 2000, *IAU Circ.*, 7513
- Grav, T., Bauer, J. M., Mainzer, A. K., et al. 2015, *ApJ*, 809, 3
- Harris, C. R., Millman, K. J., van der Walt, S. J., et al. 2020, *Nature*, 585, 357
- Holman, M., Gladman, B., Grav, T., et al. 2001, *Minor Planet Electronic Circulars*, 2001-U42
- Hou, X. Y., Scheeres, D. J., & Liu, L. 2014, *MNRAS*, 437, 1420
- Huang, Y., Li, M., Li, J., et al. 2019, *MNRAS*, 488, 2543
- Hunter, J. D. 2007, *Computing in Science and Engineering*, 9, 90

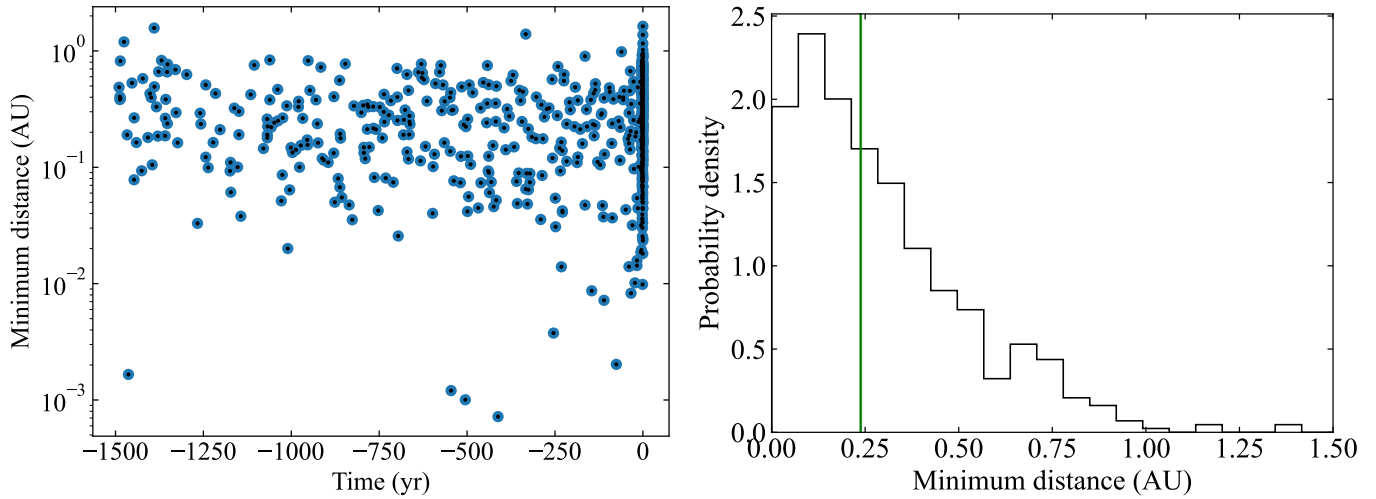


Fig. 8. Distribution of minimum approach distances for the pair Fornjot and Thrymr. Our calculations assumed uncertainties of 5%. The median values are shown as vertical green lines.

- Innanen, K. A. & Mikkola, S. 1989, *AJ*, 97, 900
 Ito, T. & Tanikawa, K. 1999, *Icarus*, 139, 336
 Ito, T. & Tanikawa, K. 2002, *MNRAS*, 336, 483
 Jacobson, R., Brozović, M., Gladman, B., et al. 2012, *AJ*, 144, 132
 Jedicke, R., Bolin, B. T., Bottke, W. F., et al. 2018, *Frontiers in Astronomy and Space Sciences*, 5, 13
 Jewitt, D. & Haghighipour, N. 2007, *ARA&A*, 45, 261
 Jewitt, D. C., Sheppard, S. S., Kleyana, J., et al. 2006, *Minor Planet Electronic Circulars*, 2006-C74
 Johnson, T. V. & Lunine, J. I. 2005, *Nature*, 435, 69
 Li, M., Huang, Y., & Gong, S. 2018, *A&A*, 617, A114
 Makino, J. 1991, *ApJ*, 369, 200
 Marzari, F., Tricarico, P., & Scholl, H. 2002, *ApJ*, 579, 905
 Melita, M. D. & Brunini, A. 2001, *MNRAS*, 322, L17
 Mikkola, S., Innanen, K., Wiegert, P., et al. 2006, *MNRAS*, 369, 15
 Milani, A., Nobili, A. M., & Carpino, M. 1989, *Icarus*, 82, 200
 Morais, M. H. M. & Namouni, F. 2013a, *Celestial Mechanics and Dynamical Astronomy*, 117, 405
 Morais, M. H. M. & Namouni, F. 2013b, *MNRAS*, 436, L30
 Morais, H. & Namouni, F. 2017, *Nature*, 543, 635
 Morais, M. H. M. & Namouni, F. 2019, *MNRAS*, 490, 3799
 Murray, C. D., & Dermott, S. F. 1999, *Solar System Dynamics* (Cambridge: Cambridge University Press)
 Musen, P. 1971, *NASA Tech. Note*, 6279
 Namouni, F. 1999, *Icarus*, 137, 293
 Namouni, F., Christou, A. A., & Murray, C. D. 1999, *Phys. Rev. Lett.*, 83, 2506
 Namouni, F. & Murray, C. D. 2000, *Celestial Mechanics and Dynamical Astronomy*, 76, 131
 Nesvorný, D. & Dones, L. 2002, *Icarus*, 160, 271
 Pedregosa, F., Varoquaux, G., Gramfort, A., et al. 2011, *Journal of Machine Learning Research*, 12, 2825
 Petit, J.-M., Nicholson, P., Dumas, C., et al. 2001, *Minor Planet Electronic Circulars*, 2001-X20
 Saillenfest, M., Fouchard, M., Tommei, G., et al. 2017, *Celestial Mechanics and Dynamical Astronomy*, 129, 329
 Sheppard, S. S., Jewitt, D. C., Kleyana, J., et al. 2007a, *IAU Circ.*, 8836
 Sheppard, S. S., Jewitt, D. C., Kleyana, J., et al. 2007b, *Minor Planet Electronic Circulars*, 2007-G38
 Sidorenko, V. V. 2020, *AJ*, 160, 257
 Sidorenko, V. V., Neishtadt, A. I., Artemyev, A. V., et al. 2014, *Celestial Mechanics and Dynamical Astronomy*, 120, 131
 Tanikawa, K. & Ito, T. 2007, *PASJ*, 59, 989
 Turrini, D., Marzari, F., & Beust, H. 2008, *MNRAS*, 391, 1029
 Turrini, D., Marzari, F., & Tosi, F. 2009, *MNRAS*, 392, 455
 van der Walt, S., Colbert, S. C., & Varoquaux, G. 2011, *Computing in Science and Engineering*, 13, 22
 Wan, X.-S., Huang, T.-Y., & Innanen, K. A. 2001, *AJ*, 121, 1155
 Wiegert, P., Innanen, K., & Mikkola, S. 2000, *AJ*, 119, 1978
 Zink, J. K., Batygin, K., & Adams, F. C. 2020, *AJ*, 160, 232

Table A.1. Barycentric Cartesian state vector of 2013 VZ₇₀: components and associated 1σ uncertainties.

Component	value $\pm 1\sigma$ uncertainty
X (AU)	$= -6.511583173348614 \times 10^{+0} \pm 1.35733831 \times 10^{-4}$
Y (AU)	$= 5.141776391203631 \times 10^{+0} \pm 6.09013204 \times 10^{-4}$
Z (AU)	$= -1.696420134894827 \times 10^{+0} \pm 9.77589520 \times 10^{-5}$
V_X (AU/d)	$= -4.121981142209526 \times 10^{-3} \pm 2.18437943 \times 10^{-7}$
V_Y (AU/d)	$= -4.543278515226239 \times 10^{-3} \pm 4.04638717 \times 10^{-7}$
V_Z (AU/d)	$= 2.854425621190691 \times 10^{-4} \pm 9.65108764 \times 10^{-8}$

Notes. Data are referred to epoch JD 2459396.5, which corresponds to 0:00 on 2021 July 1 TDB (J2000.0 ecliptic and equinox). Source: JPL's Horizons.

Table A.2. Barycentric Cartesian state vector of Fornjot (originally named S/2004 S 8 or Saturn XLII): components.

Component	value
X (AU)	$= 6.398591117555700 \times 10^{+0}$
Y (AU)	$= -7.714490185713658 \times 10^{+0}$
Z (AU)	$= -1.478426583748547 \times 10^{-1}$
V_X (AU/d)	$= 4.029956027408442 \times 10^{-3}$
V_Y (AU/d)	$= 2.762140815948923 \times 10^{-3}$
V_Z (AU/d)	$= -1.756170017563706 \times 10^{-4}$

Notes. Data are referred to epoch JD 2459396.5, which corresponds to 0:00 on 2021 July 1 TDB (J2000.0 ecliptic and equinox). Source: JPL's Horizons.

Table A.3. Barycentric Cartesian state vector of Thrymr (originally named S/2000 S 7 or Saturn XXX): components.

Component	value
X (AU)	$= 6.344914469366030 \times 10^{+0}$
Y (AU)	$= -7.652929926514768 \times 10^{+0}$
Z (AU)	$= -1.241275465603603 \times 10^{-1}$
V_X (AU/d)	$= 4.742634945291553 \times 10^{-3}$
V_Y (AU/d)	$= 3.186493033277793 \times 10^{-3}$
V_Z (AU/d)	$= -2.948191331774928 \times 10^{-4}$

Notes. Data are referred to epoch JD 2459396.5, which corresponds to 0:00 on 2021 July 1 TDB (J2000.0 ecliptic and equinox). Source: JPL's Horizons.

Appendix A: Input data

Here, we include the barycentric Cartesian state vectors of the centaur 2013 VZ₇₀ and the moons Fornjot and Thrymr. These vectors and their uncertainties (provided or assumed) were used to carry out the calculations discussed in the main text, to generate the figures that display the time evolution of the critical angle, and to generate the histograms and distributions of the close encounters of pairs of objects. For example, a new value of the X component of the state vector is computed as $X_c = X + \sigma_X r$, where r is a univariate Gaussian random number and X and σ_X are the mean value and its 1σ uncertainty (provided or assumed) in the corresponding table.