

Ensemble Neural Representation Networks

Milad Soltany Kadarvish*, Hesam Mojtahedi*, Hossein Entezari Zarch*, Amirhossein Kazerouni*,
Alireza Morsali, Azra Abtahi, and Farokh Marvasti

Abstract—Implicit Neural Representation (INR) has recently attracted considerable attention for continuous characterization various types of signals. The existing INR techniques require lengthy training processes and high-performance computing. In this letter, we propose a novel ensemble architecture for INR that resolves the aforementioned problems. In this architecture, the representation task is divided into several sub-tasks done by independent sub-networks. We show that the performance of the proposed ensemble INR architecture may decrease if the dimensions of sub-networks increase. Consequently, it is vital to suggest an optimization algorithm to find suitable structures for the ensemble networks, which is also done in this paper. According to the simulation results, the proposed architecture not only has significantly fewer floating-point operations (FLOPs) and less training time, but it also has better performance in terms of Peak Signal to Noise Ratio (PSNR) compared to those of its counterparts. (The source code is available at <https://github.com/AlirezaMorsali/ENRP>)

Index Terms—Implicit Neural Representation, Ensemble Architecture, Optimal Structure.

I. INTRODUCTION

RECENTLY, implicit neural representation (INR) has been introduced as a new way of representing complex signals, while such signals are conventionally expressed explicitly, e.g., colored images and audio signals as 3D and 1D arrays, respectively. INR takes advantage of the universality of artificial neural networks, e.g., a Multi-Layer Perceptron (MLP), to approximate the underlying generator function of the given signal. For instance, instead of storing the pixel values of a grayscale image in a matrix, pixel coordinates are given as input to an MLP, and the output is the pixel values. INR is particularly useful in computer graphics, specifically in encoding images [1], [2] and reconstructing 3D shapes by either occupancy networks [3], [4] or signed distance functions [5]–[8].

Rahaman *et al.* in [9] have mathematically proved that conventional ReLU Deep Neural Networks (DNN) are deficient in representing high-frequency components of signals. This phenomenon is known as spectral bias in piece-wise linear networks. Recently, alternative network architectures

have been proposed which can successfully represent complex signals such as images and 3D shapes [10]–[12]. Furthermore, Tancik *et al.* in [11] investigated that the tendency of piece-wise linear networks (i.e., ReLU networks) is towards training low-frequency features first. Consequently, they introduced the Fourier feature network that maps the input to a higher dimension space using sinusoidal kernels to facilitate the learning of high-frequency data. In this respect, Mildenhall *et al.* in [12] utilize the Fourier feature network to represent continuous scenes as 5D neural radiance fields (NeRFs). As a concurrent work with [11], Sitzmann *et al.* in [10], introduced sinusoidal representation networks or SIRENs as a novel approach to represent various complicated signals. They replaced the ReLU activation function with a periodic one and exploited a unique and controlled initialization scheme.

While it has been shown that INR networks outperform conventional methods in several tasks [10], [12], [13], they are still far from being widely used. Specifically, the existing INR networks require lengthy training processes and extensive computational resources. Consequently, aside from improving the performance of INR, these networks must be optimized to be faster and more computationally efficient. One way of achieving this goal is using local representation techniques. Local methods have been used extensively for processing complex signals. For instance, 3D models use these methods to enhance the accuracy and reduce the computational cost in representing 3D scenes, such as recent voxelized implicit models [14]–[17]. In [18], Mehta *et al.* also decomposed 2D images into sets of regular grid cells, each represented by a latent code. Then, each of these latent codes is fed into a modulation network, and each image cell enters a synthesis network.

This paper proposes a novel architecture that uses an ensemble of networks to split the representation task into several smaller sub-tasks. By doing so, each sub-network pays attention to the local information of the signal and is trained only on a specified segment of the signal. We have shown that the performance of the proposed ensemble structure does not always follow an upward trend when the number of the sub-networks increases or when wider sub-networks are used. Thus, we present an algorithmic approach for designing the sub-networks. Exploiting the proposed algorithm, the ensemble network not only can achieve better performance compared to its counterparts but also the number of FLOPs decreases significantly. In addition, our novel approach has the generality to apply to different INR structures, such as ReLU-based MLPs, SIREN, Fourier feature networks, etc., while improving the results considerably.

Star indicates equal contributions.

M. S. Kadarvish and A. Kazerouni are with the School of Electrical Engineering, Iran University of Science and Technology, Tehran, Iran (e-mail: soltany.m.99@gmail.com; amirhossein477@gmail.com).

H. Mojtahedi and H. E. Zarch are with the School of Electrical and Computer Engineering, College of Engineering University of Tehran, Tehran, Iran (e-mail: hsm.moj@gmail.com; h.entezari78@gmail.com).

A. Morsali is with the Department of Electrical and Computer Engineering, McGill University, Montreal, Canada (e-mail: alireza.morsali@mail.mcgill.ca).

A. Abtahi is with the Department of Electrical and Information Technology, Lund University (e-mail: azra.abtahi_fahliani@eit.lth.se).

F. Marvasti is with the Department of Electrical Engineering, Sharif University of Technology, Tehran, Iran (e-mail: marvasti@sharif.edu).

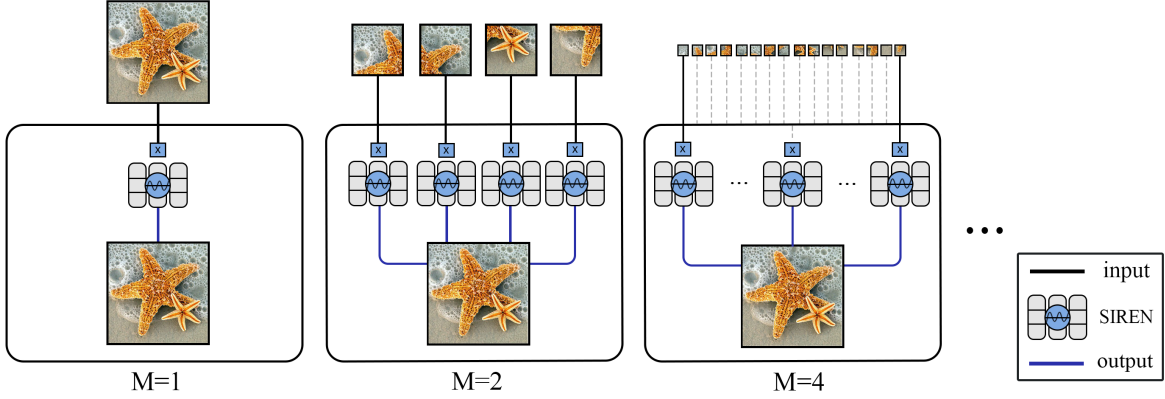


Fig. 1. **Overview of our approach:** After dividing the input image into cells of a $M \times M$ grid, each image cell is fed into an individual network. The final output is generated by aggregating all outputs of sub-networks.

II. PROBLEM FORMULATION

Without the loss of generality, in this paper, we focus on INR for colored images. However, our proposed method can be easily generalized to multi-dimensional signals as well. For a given $N \times N$ colored image, i.e., $S \in \mathbb{R}^{N \times N \times 3}$, the goal of INR is to find $\Phi: \mathbb{R}^2 \rightarrow \mathbb{R}^3$ such that

$$\|\Phi(x_1^r, x_2^c) - S[r, c, :]\| = 0 \quad (1)$$

for $r = 1, 2, \dots, N$, $c = 1, 2, \dots, N$ where $x_1^r = 2(r - 1/(N - 1)) - 1$, $x_2^c = 2(c - 1/(N - 1)) - 1$, and $S[r, c, :]$ denotes all the entries of S on the r^{th} row and the c^{th} column. Existing works in the literature [10], [11] use an MLP to approximate $\Phi(x_1, x_2)$ and train the MLP using the dataset $\mathcal{D} = \{(x_1^r, x_2^c), S[r, c, :]\}_{r,c=1}^{N,N}$. However, in (1), $\Phi(\cdot)$ is a generic mapping that can be further expressed as the sum of several sub-functions to reduce computational complexity. In particular, we can write

$$\Phi(x_1, x_2) = \sum_{m=1}^{M^2} \phi_m(x_1, x_2) I_m(x_1, x_2) \quad (2)$$

where $\phi_m(x_1, x_2)$'s are continuous functions from \mathbb{R}^2 to \mathbb{R}^3 and $I_m(x_1, x_2)$'s are indicator functions, i.e.,

$$I_m(x_1, x_2) = \begin{cases} 1 & (x_1, x_2) \in D_m \\ 0 & (x_1, x_2) \notin D_m \end{cases} \quad (3)$$

where $D_m =$

$$\{(x_1, x_2) | 2\frac{i-1}{M} - 1 < x_1 < \frac{2i}{M} - 1, 2\frac{j-1}{M} - 1 < x_2 < \frac{2j}{M} - 1\} \quad (4)$$

with $i = \lfloor \frac{m-1}{M} \rfloor + 1$ and $j = \text{mod}(m-1, M) + 1$.

In what follows, we focus on a structured ensemble architecture for $\Phi(x_1, x_2)$ and optimize its hyperparameters.

III. THE PROPOSED ENSEMBLE INR NETWORK

In this section, we first present our network architecture for the ensemble network. Then, we discuss the importance of the sub-network design in the proposed architecture. We take the SIREN structure to present our approach. Further, we show the proposed ensemble network results for different INR structures.

Algorithm 1 The Proposed Iterative Method

Inputs: Maximum iteration number ($iter_{max}$),
Search set for the depth of the MLPs ($D_1 = \{1, 2, 3, 4, 5\}$),
Search set for the width of the MLPs ($W_1 = \{16, 32, 64, \dots\}$),
The number of parallel MLPs (M),
The maximum number of FLOPs (F_{max}),
Loss function ($L_{M,d,w}$).
Initialization: $w_1 = 256$, $d_1 = 3$
Outputs: The optimal depth and width for the MLPs (d and w)
1. for $i = 1 : iter_{max}$ **do**
2. $w_{i+1} = \arg \max_{\hat{w}} 20 \log_{10}(\frac{1}{L_{M,d_i,\hat{w}}(S)}) - \alpha \log_{10}(FC^1)$
s.t. $FC \leq F_{max}$
3. $d_{i+1} = \arg \max_{\hat{d}} 20 \log_{10}(\frac{1}{L_{M,\hat{d},w_{i+1}}(S)}) - \alpha \log_{10}(FC)$
s.t. $FC \leq F_{max}$
4. if ($w_{i+1} == w_i$ & $d_{i+1} == d_i$) **then**
5. $d \leftarrow d_i$, $w \leftarrow w_i$
6. break
7. $d \leftarrow d_{iter_{max}}$
8. $w \leftarrow w_{iter_{max}}$

A. Network Architecture

The model $\Phi(x_1, x_2)$ consists of M^2 sub-networks each denoted by $\phi_m(x_1, x_2)$, which is responsible to learn a cell of image. Therefore, the image is uniformly divided into $M \times M$ sub-images denoted by $S_{i,j}$.

We consider a similar network for all ϕ_m 's to keep the ensemble network symmetric. Furthermore, we can observe from (1) and (2), for $m = 1, 2, \dots, M^2$, that the function ϕ_m is only defined on the interval D_m defined in (4). Consequently, to simplify the hyper-parameter tuning, a simple positional encoding is first performed on the input of each sub-network ϕ_m such that D_m maps to $([-1, 1], [-1, 1])$.

The objective function of the m -th sub-network can be written as follows

$$\|\phi_m(x_1^r, x_2^c) - S_{i,j}[r, c, :]\| = 0 \quad (5)$$

where $i = 1, 2, \dots, M$, and $j = 1, 2, \dots, M$ determine the position of the m -th cell in the image grid.

As it is depicted in Fig. 1, our proposed method divides the given image into several parts, then each part is fed into an individual sub-model. Fig.1 exemplifies the use of our method for images with $M = 1, 2$, and 4. Each of these ensemble networks, $\Phi(x_1, x_2)$, will be trained in a parallel fashion. In other words, their sub-networks will be trained simultaneously. As shown in Fig. 1, for $M = 1$, a single

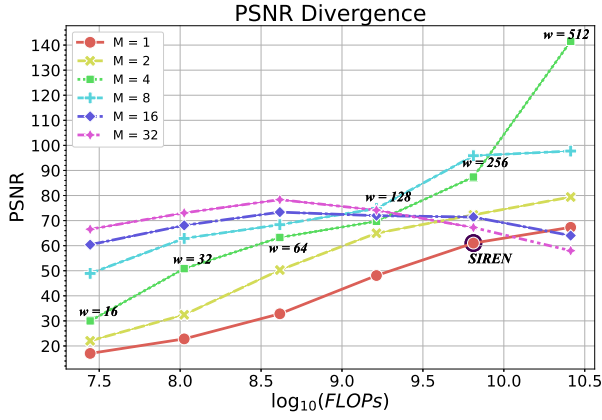


Fig. 2. Divergence in PSNR values of ensemble networks with different w values.

network is utilized to represent the entire image, similar to SIREN. For $M = 2$ and $M = 4$, the image is symmetrically divided into 4 and 16 non-overlapping parts, respectively. Further, each part is represented with an individual network. At the end of each forward pass, the outputs of these networks will be aggregated to form a complete signal. Afterward, the loss will be calculated, and the backward pass will occur.

B. The Proposed Network PSNR Divergence

We have evaluated different configurations of the network and observed that increasing the width of sub-networks does not always lead to a higher PSNR. In order to be certain that randomness is not behind this behavior, we have repeated the training process for 20 different images; for each image, we re-trained each network 10 times. Moreover, we calculated the average of PSNR values for each model configuration. The images were 128×128 and the number of hidden layers for each sub-network, d , was equal to 3. The PSNR values versus the number of FLOPs (corresponding to various widths values of the sub-networks, w) for some sub-network configurations are depicted in Fig 2. This result shows the importance of defining and solving an optimization problem that determines the optimal network configuration. In the following section, an optimization problem is defined, and to solve it, an iterative algorithm is proposed.

IV. THE PROPOSED ALGORITHM FOR DESIGNING SUB-NETWORKS

We now focus on finding the optimal ensemble INR architecture, while satisfying a constraint on a given maximum

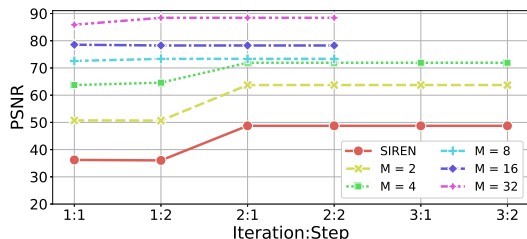


Fig. 3. **Algorithm Results:** PSNR versus iteration number of the proposed algorithm for $M = \{2, 4, \dots, 32\}$ and SIREN.

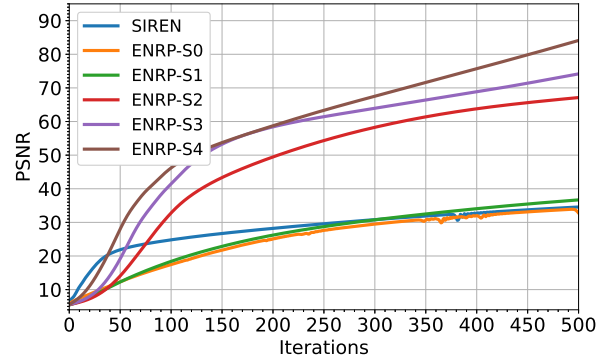


Fig. 4. **Convergence Rates:** PSNR versus training iteration number for ENRP models and SIREN.

number of FLOPs. The loss of the network for a given image S can be expressed as

$$L_{M,w,d}(S) = \sum_{i=1}^M \sum_{j=1}^M \sum_{r=1}^{\frac{N}{M}} \sum_{c=1}^{\frac{N}{M}} \left\| \phi_m^{d,w}(x_1^r, x_2^c) - S_{i,j}[r, c, :] \right\| \quad (6)$$

where, w and d are pivotal factors for scaling the width and depth of the network, and $m = M \times (i - 1) + j$. We can then write the optimization problem as

$$\begin{aligned} \min_{M,w,d} \quad & \mathbb{E}\{L_{M,w,d}(S)\} \\ \text{s.t.} \quad & \text{FLOPs} \leq \text{Maximum Number of FLOPs} \end{aligned} \quad (7)$$

Due to the difficulty of solving the architecture optimization problem presented in (7), we need to solve it in a sub-optimal manner. Thereby, we propose the iterative search algorithm in (1) that does not proceed unless there is an improvement in the resultant PSNR value.

In order to regulate the objective function not to result in a model with a much larger FLOP count that yields a slightly higher PSNR value, the algorithm has a regulation term weighted by α to adjust the relative importance of FLOP count compared to the PSNR value. In our experiment, we set α to be equal to 7.

The initial values for d and w are set to be equal to those of SIREN, i.e., $w_1 = 256$ and $d_1 = 3$. For a given M , in each iteration, there are two steps. In the first step, the value of \hat{w} is chosen to have the best performance by satisfying the FLOPs constraint. In the next step, after replacing the acquired \hat{w} , the algorithm chooses the best d to reach the highest PSNR. The algorithm comes to a stop when either the maximum number of iterations, $iter_{max}$, is reached, or the results produced in

TABLE I
IMAGE: THE CONFIGURATIONS, PSNRs, AND FLOP COUNTS OF THE PROPOSED ENSEMBLE NETWORKS FOR $M = \{2, 4, \dots, 32\}$ AND SIREN, AFTER 500 TRAINING STEPS.

Name	M	Depth (d)	Width (w)	#FLOPs	PSNR (dB)
SIREN	1	3	256	6.48 G	34.12
ENRP-S0	2	5	64	681.58 M	33.80
ENRP-S1	4	2	64	278.92 M	36.51
ENRP-S2	8	1	128	557.84 M	67.51
ENRP-S3	16	1	128	557.84 M	75.26
ENRP-S4	32	1	128	557.84 M	83.08




Fig. 5. Comparison of different implicit network architectures trained on a 128×128 ground truth (a) after 500 iterations.




Fig. 6. Comparison between Fourier feature (FF), ReLU-based, and SIREN models in an approximately equal number of FLOPs after 500 iterations

the last step show no progress compared to those of the one before it.

V. SIMULATION RESULTS

In our experiment, we set the $iter_{max}$ of algorithm (1) equal to 5, and F_{max} equal to 1 Giga FLOPs. In order to find the best architecture in the second and third lines of the algorithm, we train the architectures with different w and d values from the search sets on the image presented in Fig. 5. Further, to diminish the slight randomness effect of models parameters initialization, we trained each model in the algorithm process for 5 times. In Fig. 3, we have shown the PSNR of the designed ensemble networks at each iteration of the algorithm (1) for $M = \{1, 2, \dots, 32\}$. For $M = 1, 2$, and 4, the algorithm converges in 3 iterations, and for $M = 8, 16$, and 32, the algorithm stops after 2 iterations.

Our proposed architectures outperform SIREN in both terms of quantitative (Table I and Fig. 4) and qualitative (Fig. 5). In Fig. 5, an image is represented by our proposed ensemble neural representation networks (ENRP) for $M = \{2, 4, \dots, 32\}$, i.e., ENRP-S0 to ENRP-S4, and SIREN.

In Fig. 4, the PSNR versus training iterations for ENRP and SIREN models are shown. Our ENRP models from S0 to S4 generally have an order of magnitude fewer FLOPs than SIREN while attaining higher PSNR values. In particular, our ENRP-S4 achieves 83.08 dB PSNR with 557.84 Mega FLOPs, which requires almost 11.62 times fewer FLOPs than SIREN, and its PSNR value has increased by %143.49. Additionally, Fig. 4 illustrates that the convergence rate of the proposed architectures is much higher compared to SIREN, and ENRP-

TABLE II
AUDIO: THE CONFIGURATIONS, PSNRs, AND FLOP COUNTS OF THE PROPOSED ENSEMBLE NETWORKS FOR $M = \{2, 4, \dots, 32\}$ AND SIREN, AFTER 500 TRAINING STEPS.

Name	M	Depth (d)	Width (w)	#FLOPs	PSNR (dB)
SIREN	1	3	256	6.48 G	44.56
ENRP-P0	2	5	64	681.58 M	36.02
ENRP-P1	4	5	64	681.58 M	35.91
ENRP-P2	8	5	64	681.58 M	36.26
ENRP-P3	16	5	64	681.58 M	42.23
ENRP-P4	32	5	64	681.58 M	50.89

S2 to S4 could surpass the SIREN in terms of PSNR values after the first 80 steps.

For showing the generality of the proposed approach, we have also ran it on ReLU-based and fourier Feature networks for grid size 32 with 557.84 M FLOPs and 558.11 M FLOPs, respectively. For the Fourier feature network, the mapping size parameter was set to 65. As shown in Fig. 6, the results of the ENRP networks saw significant improvements compared to those of their baseline networks.

Furthermore, we have expanded our approach to audio signals and ran our iterative algorithm on audio data for three iterations with $M = \{2, 4, \dots, 32\}$, i.e., ENRP-P0 to ENRP-P4 and SIREN. In this process, we exploited the 6-second audio available at https://github.com/vsitzmann/siren/blob/master/data/gt_bach.wav with a sampling rate of 44100 Hz. In the pre-processing step, we scaled the timescale of the data to be in the range of $[-1, 1]$. Then, we equally divided the signal into m shorter parts in the time domain for $M = m$ of grid ratio. Finally, each of these shorter parts is represented by a separate sub-model. As shown in Table II, we observed promising results such that our proposed ensemble network can achieve up to %14 higher PSNR compared to that of the base SIREN model while requiring about one-tenth of FLOPs.

VI. CONCLUSION

In this paper, we have proposed ensemble INR networks that obtain better performance with lower FLOP counts than those of SIREN, ReLU, and Fourier feature networks. This fewer required FLOP count and the parallelized implementation result in a significant decrease in training and inference times that lets us utilize INR networks in real-world applications. We observed that increasing the width of sub-networks forming a large ensemble network does not always lead to better performance; hence, we have proposed an iterative regularized optimization algorithm that searches for the best performing architecture while satisfying a FLOP count constraint. The simulation results show the superiority of the proposed architecture over its counterpart for different natural signals.

REFERENCES

- [1] A. Radford, L. Metz, and S. Chintala, “Unsupervised representation learning with deep convolutional generative adversarial networks,” *arXiv preprint arXiv:1511.06434*, 2015.
- [2] K. O. Stanley, “Compositional pattern producing networks: A novel abstraction of development,” *Genetic Program. and Evolvable Machines*, vol. 8, no. 2, pp. 131–162, 2007.
- [3] L. Mescheder, M. Oechsle, M. Niemeyer, S. Nowozin, and A. Geiger, “Occupancy networks: Learning 3D reconstruction in function space,” in *IEEE Conf. Computer Vision Pattern Recognit. (CVPR)*, 2019, pp. 4460–4470.
- [4] Z. Chen and H. Zhang, “Learning implicit fields for generative shape modeling,” in *IEEE Conf. Computer Vision Pattern Recognit. (CVPR)*, 2019, pp. 5939–5948.
- [5] J. J. Park, P. Florence, J. Straub, R. Newcombe, and S. Lovegrove, “DeepSDF: Learning continuous signed distance functions for shape representation,” in *IEEE Conf. Computer Vision Pattern Recognit. (CVPR)*, June 2019, pp. 165–174.
- [6] M. Atzmon and Y. Lipman, “SAL: Sign agnostic learning of shapes from raw data,” in *Proc. IEEE/CVF Conf. Computer Vision Pattern Recognit. (CVPR)*, June 2020, pp. 2562–2571.
- [7] M. Michalkiewicz, J. K. Pontes, D. Jack, M. Baktashmotlagh, and A. Eriksson, “Implicit surface representations as layers in neural networks,” in *Proc. IEEE/CVF Int. Conf. Computer Vision*, 2019, pp. 4743–4752.
- [8] S. Peng, M. Niemeyer, L. Mescheder, M. Pollefeys, and A. Geiger, “Convolutional occupancy networks,” in *Computer Vision—ECCV 2020: 16th Eur. Conf., Glasgow, UK, August 23–28, 2020, Proc., Part III 16*. Springer, 2020, pp. 523–540.
- [9] N. Rahaman, A. Baratin, D. Arpit, F. Draxler, M. Lin, F. Hamprecht, Y. Bengio, and A. Courville, “On the spectral bias of neural networks,” in *Int. Conf. Mach. Learn. (ICML)*. PMLR, July 2019, pp. 5301–5310.
- [10] V. Sitzmann, J. Martel, A. Bergman, D. Lindell, and G. Wetzstein, “Implicit neural representations with periodic activation functions,” in *Conf. Neural Inf. Process. Syst. (NeurIPS)*, June 2020.
- [11] M. Tancik, P. P. Srinivasan, B. Mildenhall, S. Fridovich-Keil, N. Raghavan, U. Singhal, R. Ramamoorthi, J. T. Barron, and R. Ng, “Fourier features let networks learn high frequency functions in low dimensional domains,” in *Conf. Neural Inf. Process. Syst. (NeurIPS)*, June 2020.
- [12] B. Mildenhall, P. P. Srinivasan, M. Tancik, J. T. Barron, R. Ramamoorthi, and R. Ng, “NERF: Representing scenes as neural radiance fields for view synthesis,” in *Eur. Conf. Computer Vision (ECCV)*, Aug. 2020, pp. 405–421.
- [13] S. Lombardi, T. Simon, J. Saragih, G. Schwartz, A. Lehrmann, and Y. Sheikh, “Neural volumes: Learning dynamic renderable volumes from images,” *arXiv preprint arXiv:1906.07751*, 2019.
- [14] V. Sitzmann, J. Thies, F. Heide, M. Niessner, G. Wetzstein, and M. Zollhofer, “Deepvoxels: Learning persistent 3d feature embeddings,” in *Proc. IEEE/CVF Conf. Computer Vision Pattern Recognit. (CVPR)*, June 2019, pp. 2432–2441.
- [15] C. Jiang, A. Sud, A. Makadia, J. Huang, M. Nießner, T. Funkhouser et al., “Local implicit grid representations for 3d scenes,” in *Proc. IEEE/CVF Conf. Computer Vision Pattern Recognit. (CVPR)*, 2020, pp. 6001–6010.
- [16] K. Genova, F. Cole, A. Sud, A. Sarna, and T. Funkhouser, “Local deep implicit functions for 3D shape,” in *Proc. IEEE/CVF Conf. Computer Vision Pattern Recognit. (CVPR)*, June 2020.
- [17] R. Chabra, J. E. Lenssen, E. Ilg, T. Schmidt, J. Straub, S. Lovegrove, and R. Newcombe, “Deep local shapes: Learning local SDF priors for detailed 3D reconstruction,” in *Eur. Conf. Computer Vision*. Springer, 2020, pp. 608–625.
- [18] I. Mehta, M. Gharbi, C. Barnes, E. Shechtman, R. Ramamoorthi, and M. Chandraker, “Modulated periodic activations for generalizable local functional representations,” *arXiv preprint arXiv:2104.03960*, 2021.