

Noise, fake news, and tenacious Bayesians

Dorje C. Brody

Department of Mathematics, University of Surrey, Guildford GU2 7XH, UK

(Dated: October 20, 2021)

A modelling framework, based on the theory of signal processing, for characterising the dynamics of systems driven by the unravelling of information is outlined, and is applied to describe the process of decision makings. The model input of this approach is the specification of the flow of information. This enables the representation of (i) reliable information, (ii) noise, and (iii) disinformation, in a unified framework. Because the approach is designed to characterise the dynamics of the system under study, it is possible to quantify the impact of information control, including those resulting from the dissemination of disinformation. It is shown that if a decision maker assigns an exceptionally high weight on one of the alternative realities, then under the Bayesian logic their perception hardly changes in time even if evidences presented indicate that this alternative corresponds to a false reality. By observing the role played by noise in other areas of natural sciences, a new approach to tackle the dark forces of fake news is proposed.

Introduction

The term ‘fake news’ traditionally is understood to mean false newspaper stories that have been fabricated to enhance the sales of the paper. While unethical, in most cases they are not likely to create long-lasting serious damages to the society. However, since the 2016 US presidential election and the 2016 ‘Brexit’ referendum in the UK on the membership of the European Union, this phrase has been quoted more frequently, with the understanding that it refers to deliberate disseminations of false information with an intent to manipulate the public for political or other purposes. The concept of fake news in the latter sense, of course, has been around for perhaps as long as some three thousand years, and historically it has often been implemented in the context of conflicts between nations or perhaps even between corporations. Hence there is nothing new in itself about fake news, except that the rapid development of Internet over the past two decades has facilitated its application in major democratic processes in a way that has not been seen before, and this has not only attracted attention of legislators (Collins *et al.* 2019, Gallo & Cho 2021) but also generated interests in academic studies of the phenomenon, its implications and prevention (Allcott & Gentzkow 2017, Shu *et al.* 2017, Bastos & Mercea 2018, Sample *et al.* 2019, Boovet & Makse 2019, Scheufele & Krause 2019 Grinberg *et al.* 2019, Rajabi *et al.* 2019, Connor Desai *et al.* 2020, Roozenbeek *et al.* 2020, to name a few). The purpose of the present paper is to contribute towards this endeavour by applying techniques of communication theory to develop a general framework for characterising the dynamical behaviours of systems driven by the flow of information, irrespective of whether the information is true or false.

The idea that social science, more generally, can only be properly understood by means of communication theory, for, communication is the building block of any community and hence society, was advocated by Wiener long ago (Wiener 1954), although its practical implementation has only been developed over the past twenty years in the context of financial applications (Brody *et al.* 2022). When it comes to the study of the impact of information revelation, whether the information is reliable or not, in particular, the techniques of communication theory becomes

especially effective because the system under study concerns nothing but communicating information. Based on this observation a systematic investigation of the effects of fake news in the context of electoral competition and referendum, from the viewpoint of information transmission, was initiated in Brody & Meier (2022) and developed further in Brody (2019). The concepts underlying these works are elaborated here in greater detail, with the view towards understanding measures to counter the negative impacts of disinformation.

In more specific terms, and from the viewpoint of a scientific modelling and a study of the impacts of disinformation, it is indispensable that information, noise such as rumours and speculations, disinformation, the rate of information revelation, and so on, are all represented by quantities that take numerical values, for, otherwise, scientifically meaningful analysis cannot be applied. In probability theory, this idea is represented by the concept of random variables that assign numerical values to outcomes of chance. To study the impact of disinformation, or more generally to study the dynamics of a system governed by information revelation, therefore, the information-providing random time series (which may or may not contain disinformation) will be modelled. Given this ‘information process’ it is then possible to apply powerful and well established techniques of communication theory to study virtually all dynamical properties of the system, including the statistics of future events. In fact, as shown below, the method is sufficiently versatile to the extent that it allows for the numerical simulation of an event that occur with zero probability – a simulation of what one might call an alternative fact. The fundamental idea underlying the present approach is that if a decision maker were to follow Bayesian logic (Bayes 1763) for assessing uncertain events, then their behaviour can be predicted from a simple mathematical deduction, provided that the flow of information is specified.

With this in mind the paper will explain how the flow of information can be modelled, and how the unravelling of information under noisy environments affects a decision maker’s perception. Then it is shown how the model can be applied to determine the dynamics of an electoral competition, and, in particular, how a deliberate dissemination of disinformation might affect the outcome of a future election. The two fundamental ways in which the information can be manipulated will be discussed. The paper then introduces the concept, to be referred to as the tenacious Bayesian, which explains how people behave in a seemingly irrational manner if they excessively overweight a false reality, even though they are following the rational Bayesian logic. Finally, the paper proposes a new approach to counter the impact of disinformation, by focusing on the role played by noise, and by borrowing ideas from statistical physics of controlling a system that entails many internal conflicts or frustrated configurations.

Decision dynamics from information processing

A decision making arises when one is not 100% certain about the ‘right’ choice, due to insufficient information. The current knowledge relevant to decision making then reflects the *prior* uncertainty. If additional partial information about the quantity of interest arrives, then this *prior* is updated to a *posterior* uncertainty. To see how this works it suffices to consider a simple example of a binary decision – a decision between two alternatives labelled by 0 and 1 – under uncertainty. Suppose that we let X be the random variable representing a binary decision so that X takes the value 0 with probability p and X equals 1 with probability $1 - p$, where the probabilities reflect the degree of uncertainty. In the context of an electoral competition, one can think of a two-candidate scenario whereby $X = 0$ corresponds to candidate A and $X = 1$ corresponds to candidate B . Then the probabilities $(p, 1 - p)$ reflect the *a priori* view of a given decision maker – a voter in this case. In particular, if $p > 0.5$, then candidate A is currently preferred over candidate B .

With this setup, the decision maker receives additional noisy information about the ‘correct’ value of X . The objective here is to understand how the view of the decision maker, represented by the probabilities $(p, 1 - p)$, is affected by acquiring further information. To model this mathematically, let ϵ denote the random variable representing noise, which is assumed statistically independent of X . The idea is to regard the quantity of interest, the value of X in this case, as a signal to be inferred, which is obscured by noise. Hence the receiving of noisy information amounts to observing the value of

$$\xi = X + \epsilon.$$

Because there are two unknowns, X and ϵ , and one known, the value of ξ , it is not possible to determine the value of X from this information. Nevertheless, the knowledge of the value of ξ will allow the decision maker to reduce the uncertainty about X . As an example, suppose that there is a wide range of rumours and speculations about the value of X . If there are many such contributions to the noise, then the law of large numbers implies that it is reasonable to assume ϵ be normally distributed, say, with mean zero and some standard deviation ν .

Suppose that the value of ν is relatively small, say, $\nu = 0.2$. This means that the distribution of ϵ is narrowly peaked at $\epsilon = 0$. Suppose further that the value of the observation is $\xi = 0.73$. In this case there are two possibilities: we have either $(X, \epsilon) = (0, 0.73)$ or $(X, \epsilon) = (1, -0.27)$. However, given that the distribution of ϵ is narrowly peaked at $\epsilon = 0$, the realisation $\epsilon = 0.73$ is significantly less likely as compared to the event that $\epsilon = -0.27$. Hence after the observation that $\xi = 0.73$ the prior probabilities $(p, 1 - p)$ will be updated to the posterior probabilities $(p', 1 - p')$ in such a way that $p' < p$, whenever $\xi > 0.5$. The exact value of p' will be dependent on the value of p , and can be calculated using the Bayes formula. For instance, if the *a priori* probability is 50-50 so that $p = 0.5$ then we find in this example that $p' \approx 0.0032$. In other words, although the value of X remains unknown, we can be almost (99.68%) certain that $X = 1$, based on the observation. The example here is consistent with our intuition, owing to the fact that our brains are capable of subconsciously implementing the Bayes formula at an intuitive level. Therefore, once the observation is made, our views will be shifted, resulting in actions, such as making a decision. In other words, it is the processing of noisy information that results in the dynamics of decision makers: new information arrives, positions reassessed, and actions taken.

The approach taken here to model the dynamics of decision making is based on the standard formalism of communication theory (Wiener 1948, Shannon & Weaver 1949). In communication theory, the random variable X represents the signal that has been transmitted, which is obscured by noise, represented here by the random variable ϵ . The task then is to determine the best estimate of X given the observation ξ . Because the processing of imperfect information is intrinsic to any decision making under uncertainty, communication theory is highly effective in characterising dynamical behaviours of systems driven by information revelation. Indeed, communication theory has been applied extensively to model dynamical behaviours of financial markets, or more precisely the dynamics of asset prices, over the past two decades (Brody *et al.* 2022). In the context of a financial market, asset prices change in accordance with transaction decisions. When a market participant makes a decision on an investment, their primary concern is the unknown future return resulting from that investment. By letting X be the random variable representing the return of a given investment over a period, whose value is obscured by market noise, it is then possible to arrive at a plausible model for the price dynamics using the techniques of signal processing in communication theory, because the model merely replicates, albeit with some simplifying approximations, what actually takes place in real world – prices change in accordance with the flow of information.

Traditional communication theorists have shied away from applying techniques of signal de-

tection to model behavioural dynamics, for, the random variable X appearing in the context of decision making is typically not ‘transmitted’ by the sender of a communication channel. In a financial context, for instance, X may represent the future return over an investment period, whose value is not known to anyone, so clearly no one is able to transmit the value of X . Yet, X certainly exists, whose value will be revealed at the end of that investment period. In this case, it is the market as a whole that acts like an abstract communication channel. Likewise, situations are similar for many other decision makings under uncertainties, but it requires a leap of imagination to realise that communication theory provides a unified framework for characterising the dynamics of information-driven systems even when there is no explicit mechanical device to form a communication channel.

There is another reason why, in spite of its effectiveness, signal processing had not been applied to modelling behavioural dynamics, and this has to do with the meaning of random variables in probability. Take, for instance, the case of coin tossing. If the coin is fair, then the outcome head is as likely seen as the outcome tail. But what would be the average? There is no way of answering this question using common language – for sure the coin does not have a ‘Cecrops’ face that is half head and half tail. To make any statistical consideration such as taking the average, it is necessary to assign numerical values to outcomes of chance, called a random variable, so for instance we can associate the number 1 to the outcome head, and 0 to the outcome tail. We can then meaningfully say that the average of the outcome of a fair coin is 0.5 without any difficulty. In a similar vein, to model decision making under uncertainty it is necessary to introduce a random variable to represent different options, and likewise another random variable to represent noise. The idea of assigning numerical values to rumours, speculations, estimations, news bulletins, etc., may appear rather abstract, and it requires another leap in imagination to realise that this is in fact no more abstract than associating the values 0 and 1 to the outcomes of a coin tossing.

The example above in which the observation is characterised by the relation $\xi = X + \epsilon$ is, of course, meant to represent the simplest situation, whereas in real-life decision makings, the noise typically changes in time and is thus represented by a time series $\{\epsilon_t\}$, where t denotes the time variable. In some cases, the nature of available decision options itself may change in time, in which case X will also be replaced by a time series. At any rate, in almost all realistic circumstances, the information-providing observation is not a fixed random variable, but rather is given by a time series $\{\xi_t\}$. Fortunately, the theory of signal detection and communication is highly developed (Davis 1977, Liptser & Shiryaev 2001) so as to allow for a good level of tractability to model many realistic circumstances in decision making.

Modelling electoral competition with information

An information-based approach to modelling the dynamics of electoral competitions has been introduced recently in Brody & Meier (2022) and in Brody (2019). The idea can be sketched as follows. In the context of an electoral competition, a voter typically has a handful of issues of concern (such as taxation policy, climate policy, education policy, policies on abortion right and gun control, or perhaps the personality of the leader of a political party, &c.), and likewise possesses partial information about how different candidates, if elected, will implement policies to address these issues. Each such issue is then modelled by a random variable so as to assign numerical values to policy positions. Hence for example in the case of a binary issue (for or against), one can assign, say, the values +1 and -1 to the two positions. Each such random variable is referred to a ‘factor’ and for each factor there is a noisy observation characterised by a time series. Thus voters can only infer the best estimates for the values of these factors, based on

available information.

For a given voter, their preferences on different policy positions are then modelled by weights $\{w_k\}$, which are not necessarily positive numbers, depending on their preferences, while the magnitude $|w_k|$ represents the significance of the policy position about the k -th issue for that voter. In Brody & Meier (2022) a linear scoring rule was assumed to associate for each candidate a score from a given voter, determined by the weighted average of their best estimates for different factors. A given voter will then choose the candidate with the highest score. One of the advantages of this approach is that given the information about the distribution of voter preferences within a group of the population, it is straightforward to quickly sample a large number of voter profiles (the weights $\{w_k\}$) without going through the costly and time-consuming sampling of the actual voters. As a consequence, the information-based approach makes large-scale simulation studies and scenario analysis on behavioural pattern feasible, when it comes to systems driven by information revelation under uncertainties.

It should be evident that because the starting points of the formalism based on communication theory are (a) to identify relevant issues and associate to them random variables, and (b) to build a model for the flow of information for each of the factors, it readily suggests a way to explore how adjustments of information flow (for example, when to release certain information) will affect the statistics of the future (such as the probability of a given candidate winning on the election day). Furthermore, it also suggests a way to model deliberate disinformation and study their impacts.

Disinformation and their impacts

The intention of a deliberate disinformation – the so-called ‘fake news’ – is, as many people interpret the phrase nowadays, to create a bias in people’s minds so as to impact their behaviours and decision makings. But clearly such disinformation will only have an impact if the person who receives the information is unaware of this. Because disinformation is not part of the ‘signal’ that in some sense represents truth, it can be viewed as a kind of noise. In the context of a traditional communication channel, on the other hand, while noise is a nuisance, it does not have an intent. In other words, noise does not have an unknown bias. Putting these together, it should be apparent that the release of a deliberate disinformation is equivalent to the introduction of a bias into the noise that is undetected by the receiver of the information. Thus, in the case of the earlier example, the observation under disinformation takes the form

$$\eta = X + (\epsilon + f),$$

where f represents the biased disinformation so that the expectation of f is nonzero. If a person receives the value of η , but is unaware of the existence of the term f and presumes that it is the value of $\xi = X + \epsilon$, then the resulting inference will be misguided. For instance, a positive f will misguide people in thinking that the value of X is larger than what it actually is, and conversely for a negative f people will be misled to the conclusion that the value of X is smaller than what it actually is. Again, once one recognises the need for the introduction of a random variable f for representing disinformation so as to allow for a meaningful statistical treatment, it becomes apparent how to model and study behavioural dynamics in the presence of fake news.

Continuing on with this simple example, where X is a binary random variable with *a priori* probabilities $(p, 1 - p) = (0.5, 0.5)$ and ϵ is a zero-mean normal random variable with standard deviation $\nu = 0.2$, suppose that disinformation is released so as to enhance the probability that the choice corresponding to $X = 0$ is selected by a decision maker. The decision maker is under

the assumption that the observation is of the form $\xi = X + \epsilon$. This means, in particular, that the smaller the value of ξ is, the higher the *a posteriori* probability of $X = 0$ is. To enhance the *a posteriori* probability, suppose, in the previous scenario whereby $\xi = 0.73$, that the released disinformation amounts to the realisation that $f = -0.093$. Then the perceived, or deceived *a posteriori* probability is $p' \approx 0.032$, even though in reality the number ought to be $p' \approx 0.0032$.

In the above example, the disinformation-induced perceived *a posteriori* probability, although has been enhanced by a factor of ten, remains too small to be of significance in affecting decision making. However, it has to be recognised that in reality the information flow is typically continuous, i.e. for real-world applications to modelling behavioural dynamics of the public one has to be working with a time series rather than a single-shot information model considered here. What this means is that while each disinformation may only shift the public perception by a small amount, the impact of a relentless release of disinformation accumulates in time to become significant.

To visualise the effect, consider a time-series version of the model in which the time-series $\{\epsilon_t\}$ for noise is represented by a Brownian motion (hence for each increment of time the noise is normally distributed with mean zero and variance equal to that time increment), but the signal X remains a zero-one binary random variable, whose value is revealed at a unit rate in time. Example sample paths with and without a release of fake news are compared in Fig. 1.

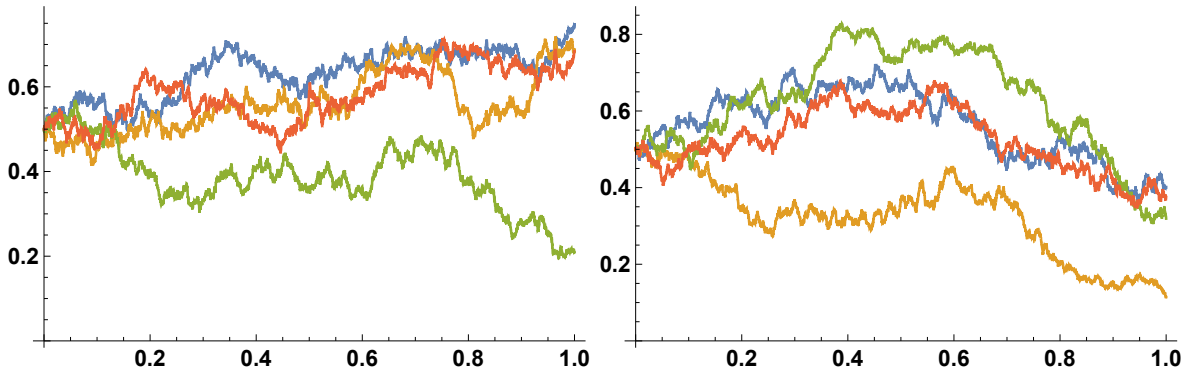


FIG. 1: *Impact of fake news.* The two alternatives are represented by the values $X = 0$ and $X = 1$, but at time zero the uncertainty is at its maximum (the opinion is equally split between the two alternatives). Then noisy observation begins, and the prior opinion is updated in time. In all simulations the correct choice is (secretly) preselected to be the one corresponding to $X = 1$. Depending on how the Brownian noise develops the best inference develops differently, as shown here on the left panel, but by waiting sufficiently long, ultimately enough truth is learned and all decisions on the left panel will converge to the correct one ($X = 1$). The impact of disinformation, released at a random point in time (at $t = 0.6$ here), is shown on the right panel. Here the disinformation is released at a constant rate in time, intended to mislead the decision maker to select the choice corresponding to $X = 0$. The rate of release is taken to be sufficiently strong that if decision makers are unaware of the disinformation then they will be led to making the incorrect decision ($X = 0$), even though the simulator had preselected the correct decision to be that corresponding to $X = 1$.

One of the advantages of the present approach is that a simulator can preselect what is ultimately the ‘correct’ decision. Looking at each realisation one cannot tell, without waiting for a sufficiently long time, which way the correct decision is going to be. Nevertheless, the simulator is able to select the correct decision in advance and let the simulation run. In this way, a meaningful scenario analysis can be pursued. With this in mind, in Fig. 1 sample paths are shown, all of which corresponds to the realisation that the decision corresponding to the value $X = 1$ is ultimately the

correct decision. On the left panel, starting with a 50-50 prior opinion, the development of the posterior opinion based on the observation of the time series $\{\xi_t\}$ is shown for four different realisations of the noise $\{\epsilon_t\}$. Depending on how the noise develops, the realisations will be different, but in all cases, ultimately, by waiting longer than the timescale shown here, the correct decision (selected by the simulator) will also be selected by the decision makers. In contrast, if sufficiently strong disinformation intended to guide decision makers towards the incorrect choice (we know that it is incorrect because the simulator did not choose that decision) is released at some point in time, and if nothing is done about this so that decision makers are unaware of this, then ultimately all decisions will converge to the incorrect choice, as shown on the right panel.

It is worth remarking in this connection that in real-world applications there are two situations that arise: One in which the correct decision will be revealed at some point, and one in which this is never revealed. For instance, if the decision is whether to invest in asset *A* or asset *B* over an investment period, then at the end of the period one would discover which investment resulted in a higher yield. For other decisions, for example in the context of an election or referendum, it is often the case that voters will never find out, beyond an informed guess in some cases, which candidate would have been better, because the lost candidates do not have the opportunities to demonstrate the outcomes of their policy implementations. In fact, even for the winning candidate, the merits of their policies may not become apparent, especially when there are long-term consequences. These latter cases amounts to having a signal that drops out at some point in time, and hence afterwards the public no longer receives information to improve their assessments. Communication theory allows for the flexibility to handle all these different situations that might arise in reality.

Information control

Besides the impact of disinformation, there is another important ingredient that has to be brought into the analysis when considering the controlling of public behaviour. This concerns, for instance, a situation in which there are individuals who are aware of the value of *X* that the public at large are trying to infer. In such a situation, what one might call the information-flow rate, or the signal-to-noise ratio, may be adjusted. To understand this, let us return to our single-shot information model, but this time we have

$$\xi = \sigma X + \epsilon,$$

where the parameter σ determines the magnitude of the signal. To understand the effect of σ , let us take an extreme case where $\sigma = 100$ while *X* is a zero-one binary variable and ϵ is a zero-mean normal variable with a small standard deviation. Then for a given value of the noise ϵ there are two possible observations: $\xi = \epsilon$, or $\xi = 100 + \epsilon$. Because the realised value of ϵ will almost certainly be close to zero, we know already that $\xi \approx 0$ if $X = 0$ and $\xi \approx 100$ if $X = 1$. Hence the effect of σ is to amplify the signal, making it easier to infer the value of *X*. Conversely, suppose that $\sigma = 0.01$ in this example. Then we know that $\xi \approx 0$ irrespective of whether $X = 0$ or $X = 1$. Hence the observation will be of little help in inferring the value of *X*: the signal is dimmed by having a small value of σ .

With this example in mind it should be evident that the general information model can take the form

$$\eta = \sigma X + (\epsilon + f).$$

To control the behaviour of the public one can either introduce the term *f* with a nonzero mean in such a way that the public is unaware of its existence, and hence confuses the contribution of *f* as

arising from X , or increase (decrease) the value of σ so that the public can arrive at a more reliable inference faster (slower). These are the two fundamental ways in which the public behaviour under uncertain environments can be manipulated via information.

It is worth remarking here, incidentally, that if f has no bias, then its effect is equivalent to reducing the value of σ , because in this case one is merely enhancing the magnitude of noise. Hence the introduction of purely random disinformation has the effect of slowing down the public from discovering the truth. This may be intuitively apparent, but here it follows as a direct consequence of communication theory. In particular, in the context of an observation involving a more general time series, the timescale of arriving at a reasonable inference about the value of X is typically proportional to σ^{-2} . This is the timescale for which the amount of uncertainty as measured by the variance of X is reduced by more than 50% of the initial uncertainty. Hence if the magnitude of noise is doubled, then it takes four times longer to arrive at the same level of inference.

With the above characterisation of the two fundamental ways in which information can be manipulated, it is possible to ask which strategy maximises the chance of achieving a certain objective, and techniques of communication theory can be used to arrive at both qualitative and quantitative answers. As an example, consider an electoral competition, or a referendum. To simplify the discussion let us assume that the choice at hand is binary, and the information providing process is a time series, where both the noise $\{\epsilon_t\}$ and the information revelation rate $\{\sigma_t\}$ are changing in time. If an individual is willing to engage in a strategy to divert the public to a particular outcome based on disinformation, then the example illustrated in Fig. 1 shows that it suffices to release ‘fake news’ whose magnitude $|f_t|$ is greater than that of the information revelation rate $|\sigma_t|$. However, there are two issues for the fake-news advocates: First, the strategy works only if the public is unaware of the existence of disinformation. Some people are knowledgeable, while others may look it up or consult fact-checking sites. Second, a frequent release of information can be costly. For a state-sponsored disinformation unit this may not be an issue, but for most others, it is typically rather costly to disseminate any information to the wider public – for example, by paying a lot of money to the so-called ‘influencers’ to discourage people from being vaccinated against a potentially deadly virus.

From the viewpoint of a fake-news advocator, the cost issue can be addressed by means of signal-processing techniques outlined here. For instance, suppose that for cost reasons there is only one chance of releasing disinformation, whose strength grows initially but over time is damped down, perhaps owing to people discovering the authenticity of the information. One can then answer the question in advance, for instance at the beginning of the campaign period in an electoral competition, when should one release disinformation so as to maximise the probability of a given candidate winning the election (Brody 2019).

From the viewpoint of an individual, or perhaps a government, who wishes to counter the impact of disinformation, on the other hand, the analysis presented here will allow for the identification of optimal strategies potentially adopted by fake-news advocates so as to anticipate future scenarios and to be prepared. It also provides a way for developing case studies and impact analysis. This is of importance for two reasons. First, the conventional approach to counter the impacts of fake news, namely, the fact checking, although is an indispensable tool, does not offer any insight into their potential impact. Second, while information-based approach tends to yield results that are consistent with our intuitions, some conclusions that can be inferred from the approach are evident with hindsight but otherwise appear at first to be counterintuitive. Take, for instance, the probability of a given candidate winning the future election, in a two-candidate race, say, candidates A and B . It can be shown (Brody 2019) that if the current poll suggests that candidate A has $S\%$ support, then the actual probability of candidate A winning the future election is always

greater than S if $S > 50$, and is always less than S if $S < 50$. Hence, contrary to a naive intuition, the current poll statistics are not the correct indicators for the actual realised probabilities of election outcomes. Further, the smaller the information flow rate σ is, the greater is the gap between the current poll and the realised winning probability. Thus, for instance, if $S = 51$, say, six months before the election day, and if the value of σ is very small, then the projected probability of candidate A winning the election is significantly higher than 51%, and in the limit σ tending to zero, it approaches 100%.

This may at first seem counterintuitive, but with a reflection one can understand why this has to be the case. If the value of σ is close to zero, then what this means is that virtually no information about the factor X will be revealed between now and the election day six months later (here it is assumed for simplicity of discussion that there is only one factor). But without reliable information people do not change their mind spontaneously. Hence if candidate A has 51% support today, then without further information 51% of voters will continue to support candidate A six months later, meaning that the actual probability of winning is closer to 100%. It follows that if a candidate is leading the poll, then it is in their best interest not to reveal any information about their policies or personality, unless there are good reasons in doing so to further enhance the current lead. Conversely, if a candidate is lagging behind the poll then it is in their best interest to reveal as much information as possible, so as to create movements that may change the balance of the poll.

This example naturally lends itself to the second way in which information can be controlled. Namely, to adjust the value of σ . This is a different approach from the one based on releasing disinformation to guide people away from discovering facts. For example, if there is a fact, such as tax return, that a candidate does not wish the public to find out, or if a candidate is leading the poll statistics even though the candidate has no clue about future policies, then the value of σ can be reduced either by not revealing any information or simply by putting out a lot of random noise peripheral to the issue. Alternatively, if the value of X is known to a small number of individuals (e.g., the candidates themselves) when it is advantageous for the candidate that the public should discover this, then they are in the position to release more information to enhance the value of σ . In a more general situation where $\{\sigma_t\}$ is time dependent, it is possible to design how the information revelation rate should be adjusted in time (Brody 2019) so as to maximise the objective (for example, maximising the probability of winning an election, or maximising the sales in the context of advertisements).

Information clusters and tenacious Bayesians

One of the key issues associated with the deliberate dissemination of disinformation in a coordinated and organised manner (for example, by a state-sponsored unit) concerns the fact that although there is a very wide range of information sources readily available, people have the tendency of gathering information from a limited set of sources, resulting in the creation of clusters of people digesting similar information, and this can be exploited by a malicious fake-news advocate. To understand the formation of such clusters, consider the following scenario in a different context. Imagine that there is a wide open space, with a large number of people standing at random, and that these people are instructed to lie down in such a way that they lie as parallel as possible with their neighbours. Or alternatively, the instruction may be that everyone should lie with their heads pointing either north or south, such that they should lie in the same orientation as their neighbours. In theory, there are alignments such that all the people lie in a perfectly parallel configuration (for instance, they all lie with their heads pointing north), but such a configuration will not be realised in reality. The reason is because the instruction that they should lie as parallel

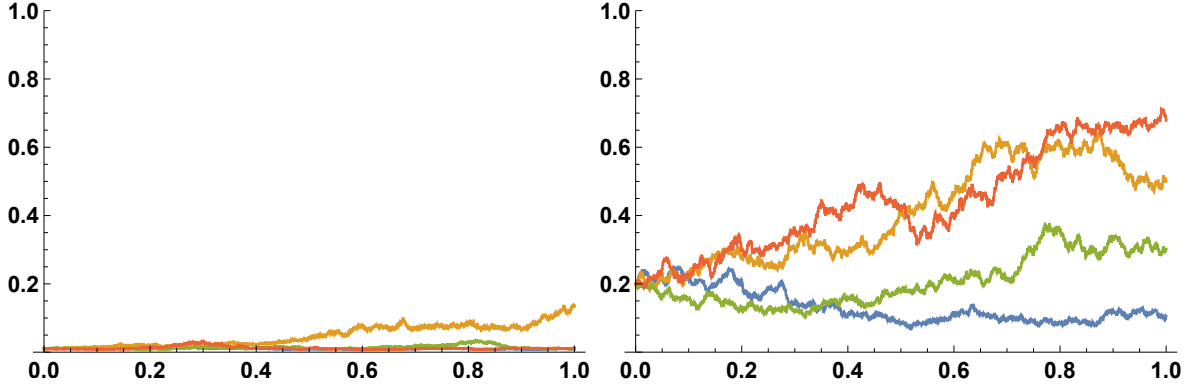


FIG. 2: *Tenacious Bayesian behaviour in a binary decision making.* The two alternatives are represented by the values $X = 0$ and $X = 1$, and in all simulations, the ‘correct’ decision is preselected to correspond to the choice $X = 1$. On the left panel, four sample paths are shown when the *a priori* probability for the incorrect decision $X = 0$ is given by 99%. Although the evidences presented by the observed time series consistently indicate that $X = 0$ is not the correct choice, three out of four decision makers have hardly changed their views, in spite of following the Bayesian logic. In contrast, if the prior probability for the incorrect choice $X = 0$ is reduced to, say, 80%, then with the same amount of information-revelation rate there will be more variabilities, as shown on the right panel.

as possible with their neighbours is a local one, and a local optimisation does not yield a global optimisation when there is a wide-ranging complex landscape of possible configurations. As a consequence, what will happen is the formation of vortices or clusters, in the latter case separated by domain walls, where within a cluster people are closely aligned.

Formation of informational clusters are perhaps not dissimilar to this. The highly developed nature of Internet might give the impression that everything is ‘global’ in this information society, but this is not the case because the concept of a neighbour in an information cluster need not have any relation to a geographical neighbour: a person living across the Atlantic can be a neighbour in the information cluster, while the next door occupant can be from another universe for that matter. As a consequence of the cluster formation, the type of information digested in one cluster tend to differ from that in another cluster. For instance, a regular reader of a left-leaning news paper is unlikely to pick up a right-leaning paper, and *vice versa* – the heights of the domain walls are made higher by the fluidity of Internet, and, in particular, by fake news.

Of course, those belonging to a given cluster are often well aware of the existence of other opinions shared by those in other clusters. Yet, those counter opinions – the so-called ‘alternative facts’ – have seemingly little impact in altering people’s opinions, at least in the short term. The reason behind this can be explained from a property of Bayesian logic. Indeed, one of the consequences of the clustering effect is the tendency of placing heavier prior probabilities on positions that are shared by those within the cluster. The phenomenon of overweighting the prior is sometimes referred to as ‘conservatism’ in the literature (El-Gamal & Grether 1995), although this terminology can be confusing in a political discussion. At any rate, when the prior probability is highly concentrated towards one of the alternatives, and if this happens to be ultimately the ‘incorrect’ choice, then even if counter facts are presented time and again, the prior weight need not change very much for a long time under the Bayesian inference. This phenomenon will be referred to as the ‘tenacious Bayesian inference’ here.

The mechanism behind the tenacious Bayesian phenomenon can be explained by means of

communication theory. It has been remarked that for the uncertainty to reduce on average to a fraction of the initial uncertainty, a typical timescale required for gathering information is proportional to the inverse square of the information flow rate σ . More precisely, the timescale is given by $(\sigma\Delta)^{-2}$, where Δ^2 is the initial uncertainty measured by the variance. Hence if the prior probability is highly concentrated at one of the alternatives, then Δ is very small, so typically it will take a very long time for the initial uncertainty to reduce by a significant amount. This is not an issue if the initial inference is the correct one. However, if the initial inference is incorrect, then there is a problem, for, the uncertainty will have to significantly increase before it can decrease again. As a consequence, having a very high prior weight on any one of the alternatives means it is difficult to escape from that choice even if ultimately it is not the correct one, because each alternative acts like an attractor. Sample paths showing this effect are shown in Fig. 2.

In the characterisation of human behaviour it is sometimes argued that people act in an irrational manner if they do not follow the Bayesian rule. So for instance if a person is presented with a fact that diametrically contradicts their initial view, and if the person does not change their view afterwards, then this is deemed counter to Bayesian and hence irrational. While it is not unreasonable to associate irrationality with a lack of Bayesian thinking, any experimental ‘verification’ of irrational behaviour based on this criteria is questionable, due to the tenacious Bayesian phenomenon. A good example can be seen in the aftermath of the 2020 US presidential election. Many believed (and still do) that the election outcomes were ‘rigged’ even though the large number of lawsuits put forward challenging the outcomes were thrown out of courts one after another. Although the factual evidences presented suggested that the election results were not rigged, this had little influence on those who believed the contrary. One might be tempted to argue that this behaviour is irrational, but a better characterisation seems to be that these people are acting rationally in accordance with their Bayesian logic, albeit they have strongly skewed priors.

It should be evident that the effect of fake news naturally is to exacerbate the issue associated with the concentration of prior weights on incorrect inferences. In particular, if the prior weight for an incorrect inference is already high, then it does not require a huge amount of disinformation to maintain this status. Therefore, the phenomenon of tenacious Bayesian behaviour will have to be taken into account in exploring measures to counter the impacts of fake news.

Psychology of false belief

It is of interest to remark that methods of communication theory goes sufficiently far to allow for the simulation of an ‘alternative fact’, that is, the simulation of an event whose probability of occurrence, or the *a priori* probability perceived by the decision maker, is zero. In this connection it is worthwhile revisiting the meaning of the *a priori* probabilities. In the context of natural science, these probabilities are interpreted to represent the objective probability of an event taking place. Thus, if an event with a very low *a priori* probability were to occur, then the interpretation is the obvious one, namely, that a very rare event has occurred. In the context of social science, however, these probabilities need not characterise in any sense an objective reality. Hence, if a decision maker were to assign, say, a very low *a priori* probability on one of the alternatives, then the interpretation here is that the probability merely reflects the subjective perception of that decision maker, while in reality the objective probability of that alternative being selected may remain high. In other words, a false belief does not represent a rare event.

In an extreme case, a decision maker may assign zero probability to an alternative which may nevertheless represent the reality. This can be viewed as an extreme limit of the tenacious Bayesian behaviour, except that, perhaps surprisingly, the Bayesian logic here predicts that the psychology

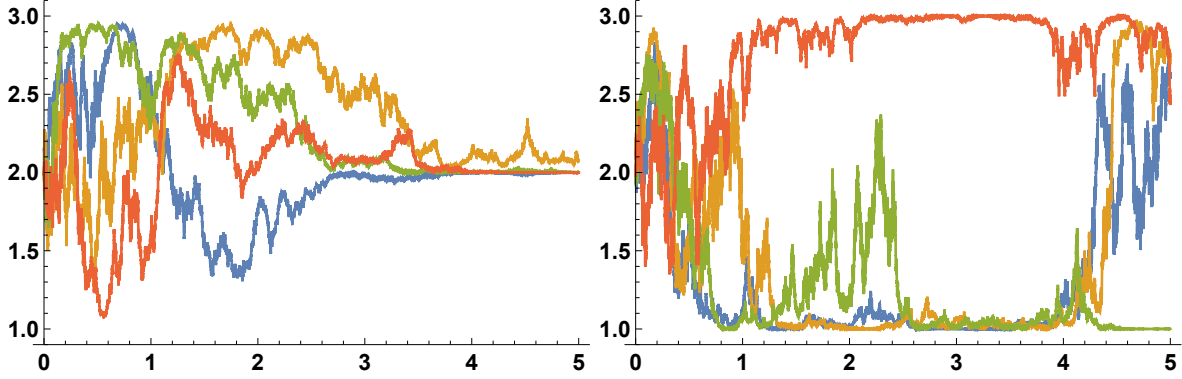


FIG. 3: *Simulating alternative fact.* Three alternatives are represented by the values $X = 1$, $X = 2$, and $X = 3$. In all simulations, the simulator has chosen the alternative $X = 2$ to be the correct one. On the left panel, all decision makers start with the prior belief that the probability of $X = 2$ is only 10%, whereas the two other alternatives are equally likely realised at 45% each. Initially, their views tend to converge either to $X = 1$ or $X = 3$; but over time, sufficient facts are revealed that they all converge to the correct choice made by the simulator. But what if they do not believe in the ‘truth’ at all? On the right panel, the simulator has again chosen $X = 2$ to represent the true value, but the decision makers assume that this is impossible and that the two other alternatives are equally likely realised at 50% each. In this case, the decision makers’ views tend to converge quickly to one of the two ‘false’ alternatives $X = 1$ or $X = 3$. These two beliefs are, however, only quasi-stable; the views will never converge indefinitely. Instead, their views tend to flip back and forth between the alternatives $X = 1$ and $X = 3$, but never converging to either one, and certainly never come close to the correct alternative $X = 2$. What is plotted here are the mean values of X in these scenarios.

of a decision maker with a perfect false belief (that is, someone who assigns zero weight on an alternative that represents physical reality) exhibits an erratic indecisive behaviour different from the tenacious Bayesian characteristics. Such a behaviour is seen, however, only when there are more than two alternatives, for, if there are only two alternatives and if the *a priori* probability is zero for one of them, then the view of the decision maker will not change in time under the Bayesian logic.

Sample paths of such simulations are shown in Fig. 3, in the case where there are three alternatives. In general, when there are more than two alternatives, and if decision makers assign zero prior probability to the true alternative, then their views tend to converge quickly to one of the false alternatives, remain there for a while, before it jumps to one of the other false alternatives and then after a while jumps again to yet another false alternative. Such a ‘hopping’ phenomenon can only be observed when they categorically refuse to believe in the truth, and this erratic behaviour is predicted by the Bayesian logic.

The intuitive reason behind this hopping behaviour is that no false belief can ever be stable for long under the presence of information that reveals the reality. Hence the stronger is the information revelation rate about the reality, the more erratic the behaviour becomes. This feature can be studied alternatively by examining the Shannon-Wiener entropy (Wiener 1948), which represents the measure of uncertainty. Under a learning process characterised by the observation of the noisy time series $\{\xi_t\}$, the uncertainty about different alternatives as characterised by entropy decreases on average. Hence a learning process is represented by the reduction of entropy, resulting in a low entropy state. This is why a decision maker who refuses to accept reality quickly reaches a state

of low entropy, and wishes to stay there. The reality however contradicts the chosen alternative. Yet, if entropy (hence uncertainty) were to now increase, even though the learning process continues, then this amounts to an admission of having to have rejected the truth. In other words, a state of high entropy is unstable in such a circumstance. The only way out of this dichotomy is to rapidly swap the chosen false alternative with another false alternative, until reality is forced upon the decision maker, at which point the second false alternative is discarded and replaced by either the original or yet another false alternative. This process will continue indefinitely. Only by a reinitialisation of the original assessment in such a way that assigns a nonzero probability on the rejected alternative – no matter how small that may be – a decision maker can escape from this loop.

The role of noise

In Brody & Meier (2022) it is shown that even if a decision maker is unaware whether any given information is true or false, so long as they know the probability distribution of the fake news (represented by the time series $\{f_i\}$), then this is sufficient to eliminate the overall majority of the impact of fake news. In other words, anticipation of fake news is already a powerful antidote to its effects. While this feature is encouraging, it can also act against defending the truth, for, politicians nowadays often quote the phrase ‘fake news’ to characterise inconvenient truth statements. Hence for those who believe in unfounded conspiracies, they anticipate truths being revealed which they perceive as false, and this anticipation also acts as a powerful antidote against accepting reality. Is there an alternative way of tackling the issue associated with strongly polarised clusters then?

In this connection it is worth observing that the formation of domains and clusters described above is not uncommon in condensed matter physics of disordered systems. Here, atoms and molecules forming the matter interact with other atoms and molecules in their neighbourhoods. An atom, say, will then attempt to take the configuration that minimises the interaction energy with its neighbours (lower energy configurations are more stable in nature), but because this minimisation is a local operation, inconsistencies will emerge at large scales, and clusters of locally energy-minimising configurations will be formed. The boundary of different clusters, such as a domain wall, are called ‘defects’ or ‘frustrations’ in physics.

To attempt to remove a defect, one can heat the system and then slowly cool it again. What the thermal energy does is to create a lot of noise, reconfiguring atoms and molecules in a random way so that after cooling back to the original state, the defect may be removed with a certain probability. This is essentially the idea of a Metropolis algorithm in a Monte Carlo simulation. Hence although noise is generally undesirable, it can play an important role in assisting a positive change, albeit only with a certain probability.

There is an analogous situation that arises in biological processes (Trewavas 2012, 2016). Most biological processes are concerned with either processing of the information about the environments, or else copying of information. In either case, noise is highly undesirable under normal circumstances. However, when a biological system is faced with an existential threat, then the situation is different. By definition, in such a circumstance, the conventional choices made by a biological system that would have been the correct ones under normal conditions are problematic, and it may be that for survival, the system must make a choice that *a priori* seems incorrect. This is where noise can assist the system, to get over the threshold to reach unconventional choices. In other words, noise, as well as being a nuisance, is also what makes the system robust.

Returning the discussion to disinformation, it should be evident that the main issue is not so much in the circulation of ‘fake news’ *per se*, but rather it is the coexistence of (a) polarised

information clusters and (b) disinformation that creates real problems that are threats to democratic processes, or to public health. Hence to tackle the impact of disinformation a more effective way than the traditional ‘fact checking’ strategy (which in itself of course has an essential role to play) seems to be in the dismantlement of the ‘defects’ in the information universe, and this is where noise can potentially play an important role. Take, for example, the ‘odd one out’ sample path shown on the left panel in Fig. 2. In spite of an extreme prior, this decision maker, assisted by an unusually large values that the noise had taken, has been able to reduce the value of the prior associated with an incorrect decision over a relatively short time span.

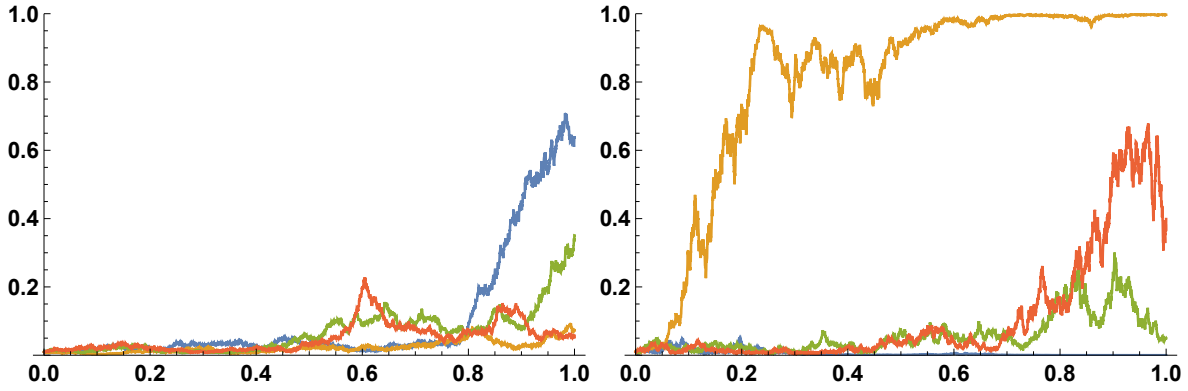


FIG. 4: *Tenacious Bayesian binary decision with enhanced noise.* What happens to the tenacious Bayesian behaviour of the left panel in Fig. 2 if the noise level is enhanced in such a way that decision makers are unaware of it? As in that example, the decision makers here have their priors set at 99% for the choice $X = 0$, but the simulator has chosen $X = 1$ to be the correct choice. In the left panel the noise level is doubled as compared to that of the left panel in Fig. 2; whereas in the right panel it is quadrupled. In both cases, the information flow rates are the same as that chosen in Fig. 2, so no more reliable information is provided here for the Bayesian decision makers. Nevertheless, the introduction of unknown noise enhances the chance of arriving at the correct decision considerably sooner, at least with some probability.

Of course, noise, having no bias, is unpredictable and the effect could have been the other way around. Nevertheless, without a substantial noise contribution the decision maker would have been stuck at a wrong place for a long time, and having a nonzero probability of an escape is clearly more desirable than no escape at all. In a similar vein, to dismantle an information cluster, rather than trying to throw factual information at it (which may not have an effect owing to the tenacious Bayesian phenomenon, and can also be costly), it may be more effective to significantly increase the noise level first, in such a way that decision makers are unaware of the increased level of noise, and then slowly removing it. The idea is to sufficiently confuse the misguided individuals, rather than forcing them to accept the facts from the outset. The result may be the resurgence of the original cluster, but there is a nonzero probability that the domain wall surrounding the cluster is dismantled. Putting it differently, an effective countermeasure against the negative impacts of disinformation might be the implementation of a real-life Metropolis algorithm or a simulated annealing (a slow cooling to reach a more stable configuration).

As an example, in Fig. 4 the impact of noise enhancement, when the decision makers are unaware of the noise manipulation, is shown, when the noise level is doubled and when it is quadrupled. If the orientation of noise goes against the truth, then the noise manipulation merely enforces the tenacious Bayesian effect more strongly (like one of the sample paths in blue on the right panel), but there is an equal probability that noise goes the other way, in which case the views

of decision makers are altered considerably.

Discussion: possible role of utility

The theory of decision making under uncertainty is of course a well established area of study in statistics (DeGroot 1970, Berger 1985). The theory outlined here departs from the traditional one by taking into consideration the flow of information that affects the perceptions of decision makers, thus allowing for an explicit dynamical characterisation of decision makings. This, in turn, opens up the possibility of engaging in a comprehensive case studies and scenario analysis. In this context, it also becomes evident how information manipulation in the form either of the dissemination of disinformation or noise adjustment can be built into the modelling framework, because the starting point of the analysis is the specification of the flow of information.

Now in the context of statistical decision theory, the standard treatment presumes that an alternative is chosen if it maximises the expected utility, or perhaps if it minimises the expected loss (DeGroot 1970, Berger 1985). The utility function characterises the preference profile of a decision maker. While rational choice as characterised by maximising expected utility has been challenged (Kahneman & Tversky 1979), the utility theory nevertheless works well in many applications. In particular, in the context of financial economics, correct valuations of assets are carried out by taking into account the impact of the utility. Putting the matter differently, when financial assets are priced by means of the expectation of the future return, this expectation is taken not with respect to the real-world probability, but rather, with respect to a risk-adjusted system of probabilities.

It may be that analogously, when analysing, for instance, a voter's decision in an election it is more appropriate to consider a preference-adjusted probability associated with the utility profile of that voter, rather than the real-world probability. Should this be the case, however, the information-based approach outlined here remains applicable; one merely has to reinterpret the probabilities slightly differently, but the formalism itself remains intact, and so are the conclusions.

In summary, an information-based approach to characterising the dynamics of systems driven by information revelation has been elaborated here in some detail using simple decision-making scenarios, and the impact of information manipulation, including dissemination of disinformation, and how such concepts can be modelled in a scientifically meaningful manner, has been clarified. The effect of having an excessively high weight placed on a false belief – called a tenacious Bayesian inference here – is explained, and an extreme case of the effect, what one might call an alternative fact, is simulated to uncover their characteristics. Finally, a specific way of manipulating noise as a way of combatting the negative impact of disinformation is proposed.

Acknowledgements. The author thanks Lane Hughston, David Meier and Bernhard Meister for discussion on related ideas.

-
- [1] Collins, D., Efford, C., Elliott, J., Farrelly, P., Hart, S. Knight, J., Lucas, I. C., O'Hara, B., Pow, R., Stevens, J. & Watling, G. 2018 House of Commons Digital, Culture, Media and Sport Committee: *Disinformation and 'Fake News': Final Report*, Eighth Report of Session 2017-19, publications.parliament.uk/pa/cm201719/cmselect/cmcumeds/1791/1791.pdf

- [2] Gallo, J. A. & Cho, C. Y. 2021 Social Media: Misinformation and Content Moderation Issues for Congress. Congressional Research Service Report R46662, crsreports.congress.gov/product/pdf/R/R46662
- [3] Allcott, H. & Gentzkow, M. 2017 Social media and fake news in the 2016 election. *Journal of Economic Perspectives*, **31**, 211-236. doi.org/10.1257/jep.31.2.211
- [4] Shu, K., Silva, A., Wang, S., Tang, J., & Liu, H. 2017 Fake news detection on social media: A data mining perspective. *ACM SIGKDD Explorations Newsletter* **19**, 22-36. doi.org/10.1145/3137597.3137600
- [5] Bastos, M. & Mercea, D. 2018 The public accountability of social platforms: lessons from a study on bots and trolls in the Brexit campaign. *Philosophical Transactions of the Royal Society A*, **376**, 2128. doi.org/10.1098/rsta.2018.0003
- [6] Sample, C., Justice, C. & Darraj, E. 2019 A model for evaluating fake news. *The Cyber Defense Review*, **Special Edition 2019**, 171-192. www.jstor.org/stable/10.2307/26846127
- [7] Bovet, A. & Makse, H.A. 2019 Influence of fake news in Twitter during the 2016 US presidential election. *Nature Communications* **10**, 7. doi.org/10.1038/s41467-018-07761-2
- [8] Scheufele, D. A. & Krause, N. M. 2019 Science audiences, misinformation, and fake news. *Proceedings of the National Academy of Sciences* **116**, 7662-7669. doi.org/10.1073/pnas.1805871115
- [9] N Grinberg, N., Joseph, K., Friedland, L. & Lazer, D. 2019 Fake news on Twitter during the 2016 U.S. presidential election. —em *Science* **363**, 374-378. doi.org/10.1126/science.aau2706
- [10] Rajabi, Z., Shehu, A. & Purohit, H. 2019 User behavior modelling for fake information mitigation on social web. In *Social, Cultural, and Behavioral Modeling*, R. Thomson, H. Bisgin, C. Dancy, & A. Hyder (eds.), pp. 234-244. doi.org/10.1007/978-3-030-21741-9_24
- [11] Roozenbeek, J., Schneider, C. R., Dryhurst, S., Kerr, J., Freeman, A. L. J., Recchia, G., van der Bles, A. M. & van der Linden, S. 2020 Susceptibility to misinformation about COVID-19 around the world. *Royal Society Open Science* **7**, 201199. doi.org/10.1098/rsos.201199
- [12] Wiener, N. 1954 *The Human Use of Human Beings*. A new and revised edition. (Boston: Houghton Mifflin Harcourt).
- [13] Brody, D.C., Hughston, L.P. & Macrina, A. (Eds.) 2022 *Financial Informatics: An Information-Based Approach to Asset Pricing*. (Singapore: World Scientific).
- [14] Brody, D.C. & Meier, D. M. 2022 Mathematical models for fake news. In *Financial Informatics: An Information-Based Approach to Asset Pricing*, D. C. Brody, *et al.* (eds) (Singapore: World Scientific). <https://arxiv.org/abs/1809.00964>
- [15] Brody, D.C. 2019 Modelling election dynamics and the impact of disinformation. *Information Geometry* **2**, 209-230. doi.org/10.1007/s41884-019-00021-2
- [16] Bayes, T. 1763 An essay towards solving a problem in the doctrine of chances. *Philosophical Transactions of the Royal Society* **53**, 370-418. doi.org/10.1098/rstl.1763.0053
- [17] Wiener, N. 1948 *Cybernetics, or Control and Communication in the Animal and the Machine*. (Boston: The Technology Press of the MIT).
- [18] Shannon, C. E. & Weaver, W. 1949 *The Mathematical Theory of Communication*. (Champaign: University of Illinois Press).
- [19] Davis, M. H. A. 1977 *Linear Estimation and Stochastic Control*. (London: Chapman and Hall).
- [20] Liptser, R. S. & Shiryaev, A. N. 2001 *Statistics of Random Processes: I. General Theory, II: Applications*. 2nd ed. (Berlin: Springer-Verlag).
- [21] El-Gamal, M.A. & Grether, D.M. 1995 Are people Bayesian? Uncovering behavioral strategies. *Journal of the American Statistical Association* **90**, 1137-1145. doi.org/10.2307/2291506
- [22] Trewavas, A. 2012 Information, noise and communication: Thresholds as controlling elements in de-

- velopment. In *Biocommunication of Plants*, G. Witzany & F. Baluška (eds.) (Berlin, Springer-Verlag).
- [23] Trewavas, A. 2016 Intelligence, cognition, and language of green plants. *Frontiers in Psychology* **7**, 588. [10.3389/fpsyg.2016.00588](https://doi.org/10.3389/fpsyg.2016.00588)
- [24] DeGroot, M. H. 1970 *Optimal Statistical Decisions* (New York: McGraw-Hill).
- [25] Berger, J. O. 1985 *Statistical Decision Theory and Bayesian Analysis* (New York: Springer-Verlag).
- [26] Kahneman, D. & Tversky, A. 1979 Prospect theory: An analysis of decision under risk. *Econometrica* **47**, 263-292. doi.org/10.2307/1914185