

KNOT: Knowledge Distillation using Optimal Transport for Solving NLP Tasks

Rishabh Bhardwaj¹ Tushar Vaidya² Soujanya Poria¹

¹Singapore University of Technology and Design, Singapore

²Nanyang Technological University, Singapore

rishabh_bhardwaj@mymail.sutd.edu.sg, tushar.vaidya@ntu.edu.sg
sporia@sutd.edu.sg

Abstract

We propose a new approach, Knowledge Distillation using Optimal Transport (KNOT), to distill the natural language semantic knowledge from multiple teacher networks to a student network. KNOT aims to train a (global) student model by learning to minimize the optimal transport cost of its assigned probability distribution over the labels to the weighted sum of probabilities predicted by the (local) teacher models, under the constraints that the student model does not have access to teacher models' parameters or training data. To evaluate the quality of knowledge transfer, we introduce a new metric, Semantic Distance (SD), that measures semantic closeness between the predicted and ground truth label distributions. The proposed method shows improvements in the global model's SD performance over the baseline across three NLP tasks while performing on par with Entropy-based distillation on standard accuracy and F1 metrics. The implementation pertaining to this work is publicly available at <https://github.com/declare-lab/KNOT>.

1 Introduction

Due to recent technological advancements, more than two-thirds of the world's population use mobile phones*. A client application on these devices has access to the unprecedented amount of data obtained from user-device interactions, sensors, etc. Learning algorithms can employ this data to provide an enhanced experience to its users. For instance, two users living wide apart may have different tastes in food. A food recommender application installed on an edge device might want to learn from user feedback (reviews) to satisfy the client's needs pertaining to distinct domains. However, directly retrieving this data comes at the cost of losing user privacy (Jeong et al., 2018).

*<https://datareportal.com/global-digital-overview>

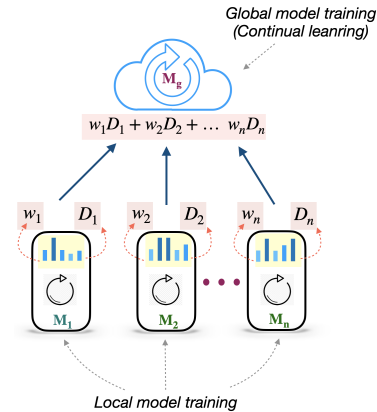


Figure 1: KNOT framework: Local models acting as multiple teachers trained locally on user data while the global model acts as a student. The global model can only observe predictions of local models.

To minimize the risk of leaking user information, Federated Learning (FL) is a class of algorithms that proposes an alternative learning mechanism (Konečný et al., 2016; McMahan et al., 2017). The parameters from the teacher networks, i.e., user (domain)-specific **local models** are retrieved to train a student network, i.e., a user (domain)-generic **global model**. The classic FL algorithms such as federated averaging and its successors are based on averaging of local model parameters or local gradient updates, and thus only applied when the global and local models possess similar network architectures. Additionally, FL has critical limitations of being costly in terms of communication load with the increase in local model sizes (Mohri et al., 2019; Li et al., 2019; Jeong et al., 2018; Lin et al., 2020). Another set of algorithms, Federated Distillation (FD), propose to exchange only the outputs of the local model, i.e., either logits or probability measures whose dimensions are usually much smaller than the parameter size of models themselves (Jeong et al., 2018). Thus, it enables learning from an ensemble of teacher local models of dissimilar architecture types. In contrast

to FL, FD trains the global student model at reduced risk of user privacy, lower communication overhead, and lesser memory space utilization. In this work, we base our problem formulation under FD setting where global model can access the local model outputs without visibility over local user data or model parameters (Figure 1).

Since the Kullback–Leibler (KL) divergence is easy to compute, facilitates smooth backpropagation, and is widely used (Murphy, 2012), it became standard practice to use it to define the objective function in most FD algorithms (Gou et al., 2021; Lin et al., 2020; Jeong et al., 2018). However, a critical limitation of such entropy-based losses is that they ignore any metric structure in the label space. For instance, in the task of fine-grained sentiment classification of text, strongly positive sentiment is closer to positive while far from strongly negative sentiment. This information is not fully utilized by the existing distillation algorithms.

Contrary to entropy losses, Optimal Transport (OT) loss admits such inter-class relationships as demonstrated by Frogner et al. (2015). Thus, we propose an OT-based approach, KNOT (KNnowledge distillation using Optimal Transport), for knowledge distillation of natural language semantics encoded in local models under FD setting. To improve the semantic knowledge transfer from local models to the global model acting as multiple teachers-single student framework, we explicitly encode the inter-label relationship in distillation loss in terms of the cost of probability mass transport. Thus, the major contributions of this work are:

Contribution:1 (C1) For the tasks with intrinsic inter-class semantics, we propose a novel optimal transport-based knowledge distillation approach KNOT for distillation from an ensemble of multiple teacher networks under FD setting.

The problem of bias distillation: Local models are prone to possess biases that might get transferred to the global model during distillation. The bias in a local model can potentially arise from the user-specific local data that is potentially non-independent and non-identically distributed (non-IID). One such bias is population bias, i.e., the local user may not represent the target overall population (Mehrabi et al., 2019). This motivates our second contribution:

Contribution:2 (C2) To reduce the potential risk of bias transfer from local models to global,

KNOT employs a weighted distillation scheme. The local model with a higher L^2 distance of predicted probabilities from its intrinsic bias (a distribution) is given higher importance during distillation.

It is important to note that the application of C2 in KNOT does not warrant the C1 setting to be satisfied and vice versa. As shown in Figure 1, the global model M_g aims to learn from the weighted sum of distance D_1, \dots, D_n with weights being w_1, \dots, w_n . Where D_k 's represents the divergence of the global model's prediction from k^{th} local model's prediction. This constitutes our C1. The w_k 's are obtained via C2. To validate the fitness of C1 and C2, we also derive generalization bounds of the proposed distillation mechanism.

Next, we introduce a metric called Semantic Distance (SD). It helps us evaluate the semantic closeness of the model's output from the ground truth distribution.

Semantic Distance (SD)

Most performance metrics, such as accuracy and F1, observe the label with the highest logit (or probability) against ground truth, hence, ignore the overall probability distribution over labels. However, for tasks with inter-class relationships, the predicted distribution shape can be of great importance. Therefore, we define a new performance metric—Semantic Distance (SD)—that measures the semantic closeness of the output distribution against the ground truth. Given a label coordinate space, SD is defined as the mean Euclidean distance of the expected value of output from the ground truth label. For instance, given the sentiment labels $\{1, 2, 3, 4, 5\}$, the output probabilities of two models m1 and m2 to a strongly negative text input be $\{0.2, 0.7, 0.033, 0.033, 0.033\}$ and $\{0.4, 0.1, 0.1, 0.1, 0.3\}$, respectively. The argmax of m2 is correct. However, even when the argmax of m1 is incorrect, the expected value of m1, i.e., 1.97 is closer to the ground truth label 1 than m2, i.e., 2.80, and thus semantically more accurate[†]. A low score denotes a more semantically accurate prediction. The lowest possible value of SD is 0 while the highest possible value depends on the number of labels and their map in the semantic space. For datasets with class imbalance, we first calculate label-wise SD score values and compute

[†]Expected value of m1 = $\{1 \times 0.2 + 2 \times 0.7 + 3 \times 0.033 + 4 \times 0.033 + 5 \times 0.033\}$

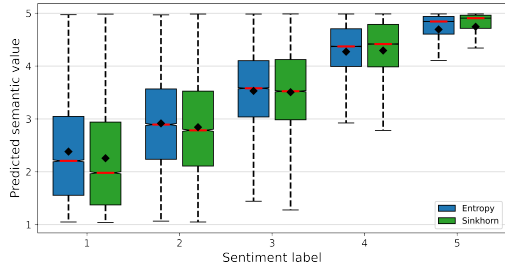


Figure 2: Box plot showing expectation of output probabilities for SA task. Horizontal and vertical axes denote ground truth sentiment labels. Sinkhorn denotes loss based on optimal transport.

their mean to report the SD score on the task.

Motivation behind SD. We study the usefulness of the SD metric, for the sentiment analysis, we draw box plots of pretrained global models via Entropy (KL-divergence) and OT-based loss (Sinkhorn). As shown in Figure 2, we observe the median SD of OT (green box, red line) is closer to the ground truth sentiment classes—1,2,3, and 5 as compared to the median SD of Entropy (blue box-red line). Similarly, the means (black diamond), the first quartile (25% of samples), and the third quartile (75% of samples) for the OT-based model are closer to the ground truth[‡].

As a critical finding of this work, OT outperforms baselines on the SD metric. The experiments are carried out on the three natural language understanding (NLU) tasks, i.e., fine-grained sentiment analysis, emotion recognition in conversation, and natural language inference. OT achieves on par with the baselines on the standard performance metrics such as accuracy and Macro F1.

2 Related work

There have been many approaches to FL such as local model parameter averaging based on local SGD updates (McMahan et al., 2017; Lin et al., 2018). It warrants global and local models to have the same model architecture. Another line of work is multiple-source adaptation formulations where a learner has access to source domain-specific predictor without access to the labeled data. The expected loss is the mixture of source domains (Hoffman et al., 2018). Even though the formulation is close, our solution to the problem is different as we do not

[‡]The training setup is described later in Section 6.

have access to the local or global data domain distribution. In Natural Language Processing (NLP), Hilmkil et al. (2021); Lin et al. (2020); Liu and Miller (2020) fine-tune Transformer-based architecture in the federated setting. However, they do not leverage label space semantics and the analysis is restricted to small-scale datasets.

Closest to our work aims to improve local client training based on local data heterogeneity (Li et al., 2018; Nedic, 2020). Knowledge distillation aims to transfer knowledge from a (large) teacher model to a (smaller) student model (Hinton et al., 2015; Buciluă et al., 2006). Given the output logit/softmaxed values of the teacher model, the student can imitate the teacher’s behavior (Romero et al., 2014; Tian et al., 2019). A few works are dedicated to the distillation of the ensemble of teacher models to the student model. This includes logit averaging of teacher models (You et al., 2017; Furlanello et al., 2018) or feature level knowledge extraction (Park and Kwak, 2019; Liu et al., 2019).

To the best of our knowledge, there is no prior work that aims to leverage OT to enhance the distillation of semantic knowledge in local models under the FD paradigm. We use standard and widely used entropy-based loss (KL-divergence) as our baseline to compare with C1. We also construct two baselines for confidence score calculation from the prior works, i.e., logit averaging and weighting scheme based on local model dataset size (McMahan et al., 2017). This is to compare the contribution of C2.

3 Optimal Transport

Traditional divergences, such as KL, ignore metric structure in the label space \mathcal{Y} . In other words, they do not allow the incorporation of inter-class relationships in the loss function. Contrary to this, optimal transport metrics can be extremely useful in defining inter-class semantic relationships in the label space.[§] The proposed approach, KNOT, utilizes OT in semantic FD settings for tasks, such as sentiment analysis, where inter-class relations can be encoded in the label space. Specific to studied classification problems, we focus on discrete probability distributions. Assume the label space \mathcal{Y} possess a metric $d_{\mathcal{Y}}(\cdot, \cdot)$ that establishes the semantic similarity between labels. The original OT problem is defined as a linear program (Bogachev and Kolesnikov, 2012). Let μ_i and ν_j be the proba-

[§]OT offers an additional advantage when measures have non-overlapping support (Peyré et al., 2019).

bility masses respectively applied to label $i \in \mathcal{Y}_s$ and label $j \in \mathcal{Y}_t$. Let $\pi_{i,j}$ be the transport assignment from the label i to j that costs $C_{(i,j)}$, i.e., an element of the cost matrix C . We denote Frobenius inner product by $\langle \cdot, \cdot \rangle$. Rather than work with pure OT (Wasserstein) distances, we will restrict our attention to plain regularized OT, i.e, vanilla Sinkhorn distances. The primal goal is to find the plan $\pi \in \Pi(\mu, \nu)$ that minimizes the transport cost

Definition 3.1. Vanilla Sinkhorn Distance

$$\begin{aligned} T_\varepsilon(\mu, \nu) &\stackrel{\text{def.}}{=} \min_{\pi \in \Pi(\mu, \nu)} \langle \pi, C \rangle + \varepsilon D_{\text{KL}}(\pi, \mu \otimes \nu) \\ \Pi(\mu, \nu) &= \left\{ \pi \in (\mathbb{R}_+)^{n_s \times n_t} \mid \sum_{j \in \mathcal{Y}_t} \pi_{(i,j)} = \mu_i \right. \\ &\quad \left. \text{and } \sum_{i \in \mathcal{Y}_s} \pi_{(i,j)} = \nu_j \right\} \end{aligned} \quad (1)$$

where,

$$D_{\text{KL}}(\pi, \mu \otimes \nu) = \sum_{i,j} \left[\pi_{i,j} \log \frac{\pi_{i,j}}{\mu_i \nu_j} - \pi_{i,j} + \mu_i \nu_j \right],$$

$n_s = |\mathcal{Y}_s|$ and $n_t = |\mathcal{Y}_t|$. For the considered classification tasks, $\mathcal{Y}_s = \mathcal{Y}_t = \mathcal{Y}$.

Entropic regularisation of OT convexifies the loss function and thus is a computational advantage in computing gradients (Luise et al., 2018; Peyré et al., 2019; Feydy et al., 2019). As $\varepsilon \rightarrow 0^+$, we retrieve the unregularized Wasserstein distance.

4 Methodology

4.1 Problem framework

The main participants in KNOT framework are: 1) a set of K local models $\{\mathcal{M}_k\}_{k \in \mathcal{K}}$, $\mathcal{K} = \{1, \dots, K\}$, and 2) a global model \mathcal{M}_g . We denote the set of local models $\{\mathcal{M}_k\}_{k \in \mathcal{K}}$ by $\mathcal{M}_{\mathcal{K}}$.

- A local model learns a user-specific hypothesis $h_k \in \mathcal{H}_k$ on the K^{th} user-generated data.
- The global model \mathcal{M}_g aims to learn a user-generalized hypothesis $h_\theta \in \mathcal{H}_g$ that exists on the central application server.

Learning goal. For a given input sample, \mathcal{M}_g has access to the predictions of the local models. Thus, global model training can benefit from the hypotheses of local models collectively denoted by $h_{\mathcal{K}}$. However, since we aim for secure distillation (FD), \mathcal{M}_g can not retrieve the local models' parameters $\mathcal{M}_{\mathcal{K}}$ or the user-generated data[¶]. The global

[¶]The user-generated data is available to user-specific local model only.

model is generally preoccupied with the knowledge generalizable across the users. The distillation task aims to merge the (semantic) knowledge of local models $h_{\mathcal{K}}$ into the knowledge of global model h_θ . The knowledge transfer happens with the assistance of a transfer set.

Transfer set. It is the set of unlabeled i.i.d. samples that create a crucial medium for transferring the knowledge from the local models to the global model. To facilitate the knowledge transfer, we obtain the soft labels from local model predictions on the transfer set. The labels are used as ground truth for \mathcal{M}_g and h_θ is tuned to minimize the discrepancy between global model \mathcal{M}_g 's output and the soft labels.

Since only the $h_{\mathcal{K}}$ is shared with \mathcal{M}_g to tune h_θ , the local models can have heterogeneous architectures. This is useful when certain client devices do not have enough (memory and compute) resources to run large model architectures. It is noteworthy that our approach, KNOT, satisfies this property, however, we do not explicitly perform experiments on heterogeneous local model architectures.

4.2 Ensemble distillation loss

For demonstration, we consider a user application that performs sentiment classification task on user-generated text $x^{(i)} = (x_1^{(i)}, x_2^{(i)}, \dots, x_n^{(i)}) \in \mathcal{X}$ into its sentiment $y^{(i)} \in \mathcal{Y}$, where \mathcal{X} denotes the input space of all possible text strings and the label space defines as

$$\mathcal{Y} = \{1(\text{strong negative}), 2(\text{weak negative}), 3(\text{neutral}), 4(\text{weak positive}), 5(\text{strong positive})\}.$$

In this work, all the hypotheses are of the form $h : \mathcal{X} \mapsto \Delta^{\mathcal{Y}}$, $\Delta^{\mathcal{Y}}$ denotes a probability distribution on the set of labels \mathcal{Y} . Under KNOT, we propose a learning algorithm that runs on the central server to fit \mathcal{M}_g 's parameters θ by receiving predictions such as (softmaxed) logits from $h_{\mathcal{K}}$. Without the loss of generality, the goal is to search for a hypothesis $h_{\hat{\theta}}$ that minimizes the empirical risk

$$h_{\hat{\theta}} = \arg \min_{h_\theta \in \mathcal{H}} \left\{ \hat{\mathbb{E}}_S \left[\mathcal{L}_\varepsilon(h_\theta(x), h_{\mathcal{K}}(x)) \right] = \frac{1}{N} \sum_{i=1}^N \mathcal{L}_\varepsilon(h_\theta(x^{(i)}), h_{\mathcal{K}}(x^{(i)})) \right\}. \quad (2)$$

	SA				ERC			NLI					
	Cell	Cloths	Toys	Food	IEMOCAP	MELD	DyDa _{1,2,3}	Fic	Gov	Slate	Tele	Trv	SNLI
train	133,574	19,470	116,666	397,917	3,354	9,450	21,680	77,348	77,350	77,306	83,348	77,350	549,367
valid	19,463	28,376	17,000	57,982	342	1,047	2,013	5,902	5,888	5,893	5,899	5,904	9,842
test	37,784	55,085	33,000	112,555	901	2,492	1,919	5,903	5,889	5,894	5,899	5,904	9,824
score	0.49	0.52	0.49	0.64	0.55	0.45	0.38, 0.34, 0.40	0.63	0.65	0.62	0.65	0.63	0.85

Table 1: Data statistics and performance of local models: For SA and ERC tasks, the score denotes the Macro F1 performance metric, while it denotes the Accuracy metric for NLI.

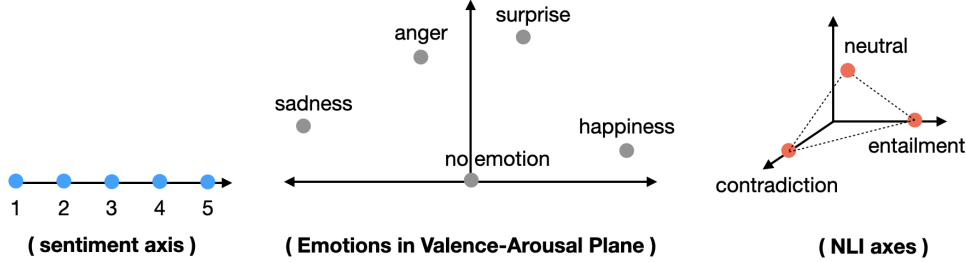


Figure 3: Semantic coordinates of SA, ERC, and NLI.

The loss is defined as

$$\mathcal{L}_\varepsilon(h_\theta(x^{(i)}), h_{\mathcal{K}}(x^{(i)})) = \sum_{k \in \mathcal{K}} W_{B_k}(h_k(x^{(i)})) T_\varepsilon(h_\theta(x^{(i)}), h_k(x^{(i)})) \quad (3)$$

where $T_\varepsilon(\cdot, \cdot)$ is the discrepancy between the two probability measures as its arguments; $W_{B_k}(\cdot)$ is the sample-specific weight assigned to the k^{th} local model’s prediction. Next, we elaborate on the the functions $T_\varepsilon(\cdot, \cdot)$ and $W_{B_k}(\cdot)$ which are crucial for the KNOT algorithm.

5 Sinkhorn-based distillation

As an entropy-based loss, we adopt KL divergence. As discussed in Section 3, we employ Sinkhorn distance to implement OT-based loss which is the proposed KNOT algorithm.

5.1 Unweighted distillation

For a text input $x^{(i)}$ from the transfer set, $T_\varepsilon(h_\theta(x^{(i)}), h_{\mathcal{K}}(x^{(i)}))$ measures the Sinkhorn distance between the probability output of global model $h_\theta(x^{(i)})$ and k^{th} local model $h_k(x^{(i)})$. In Equation (3), the sample-wise distance is computed between $h_\theta(x^{(i)})$ and a probability distribution from the set $h_{\mathcal{K}}$. A simple approach to fit the global hypothesis h_θ is to uniformly distill the knowledge from user-specific hypotheses, thus $W_{B_k}(h_k(x^{(i)})) = 1 \forall k \in \mathcal{K}, i \in [N]$.

5.2 Weighted distillation

The user-generated local datasets are potentially non-IID with respect to the global distribution and possess a high degree of class imbalance (Weiss and Provost, 2001). As each local model \mathcal{M}_k is trained on samples from potentially non-IID and imbalance domains, they are prone to show skewed predictions. The unweighted distillation tends to transfer such biases. One might wonder “for a given transfer set sample, which local model’s prediction is reliable?”. Although an open problem, we try to answer it by proposing a local model (teacher) weighting scheme. It calculates the confidence score of a model’s prediction and performs weighted distillation—weights being in positive correlation with the local model’s confidence score. Next, we define the confidence score.

Confidence score (L^2) For a given sample x from the transfer set, the skew in a local model’s prediction $h(x)$ can help determine the confidence ($W(\cdot)$ in Equation (3)) with which it can transfer its knowledge to the global model. However, the local models can show skewed predictions due to training on an imbalanced dataset or chosen capacity of the hypothesis space which can potentially cause the local model to overfit/underfit on user data (Caruana et al., 2001). For instance, a model has learned to misclassify negative sentiment as strongly negative samples owing to a high confusion rate. Such models are prone to show inference time classification errors with highly skewed prob-

abilities. Thus, confidence scoring based on the probability skew may not be admissible. Hence, we incorporate L^2 confidence for confidence calculation. For a given sample, we define the model’s L^2 confidence score $W_B(h(x))$ as the Euclidean distance of its output probability distribution from the probability bias B . We define probability bias B of a local model as the prediction when a model h receives random noise at the input. For classification tasks, random texts are generated by sampling random tokens from the vocabulary. Let $h(x) \in \mathcal{Y}$ denotes the predicted distribution of a model for an input text x :

$$b_{l \in \mathcal{Y}} := \mathbb{E}_{x \sim \mathcal{N}}[h(x) = l] \quad (\mathcal{N}: \text{the distribution of noise})$$

$$B := (b_1, \dots, b_{|\mathcal{Y}|}) \quad (\text{model probability bias})$$

Definition 5.1. We define $W_{B_k}(\mathbf{h}_k)$ as the L^2 distance of k^{th} model’s prediction from its probability bias B_k .

We provide a detailed analysis of the L^2 -based confidence metric in the Appendix.

5.3 Statistical properties

We derive generalization bounds for the distillation with pure OT loss, i.e, Wasserstein Distance. Let the samples

$$S = \{(x^{(1)}, y^{(1)}), \dots, (x^{(N)}, y^{(N)})\}$$

be IID from the domain distribution of the transfer set and $h_{\hat{\theta}}$ be the empirical risk minimizer. Assume the global hypothesis space $\mathcal{H}_g = \mathfrak{s} \circ \mathcal{H}_g^o$, i.e., composition of softmax and a hypothesis $\mathcal{H}_g^o : \mathcal{X} \mapsto \mathbb{R}^{|\mathcal{Y}|}$, that maps input text to a scalar (logit) value for each label. Assuming vanilla Sinkhorn with $\varepsilon \rightarrow 0^+$, we establish the property for 1-Wasserstein.

Theorem 5.2. If the global loss function (as in Equation (3)) uses unregularized 1-Wasserstein metric between predicted and target measure, then for any $\delta > 0$, with probability at least $1 - \delta$

$$\mathbb{E}[\mathcal{L}(h_{\hat{\theta}}(x), h_{\mathcal{K}}(x))] \leq \inf_{h_{\theta} \in \mathcal{H}_g^o} \hat{\mathbb{E}}[\mathcal{L}(h_{\theta}(x), h_{\mathcal{K}}(x))] +$$

$$32 \times |\mathcal{Y}| \times \mathfrak{R}_N(\mathcal{H}_g^o) +$$

$$2C_M |\mathcal{Y}| \sqrt{|\mathcal{Y}| \frac{\log 1/\delta}{2N}}$$

where $\mathfrak{R}_N(\mathcal{H}_g^o)$, decays with N , denotes Rademacher complexity (Bartlett and Mendelson, 2002) of the hypothesis space \mathcal{H}_g^o . C_M is the maximum cost of transportation within the label space. In the case of SA, $C_M = 4$, $|\mathcal{Y}| = 5$. The expected loss of the empirical risk minimizer $h_{\hat{\theta}}$ approaches

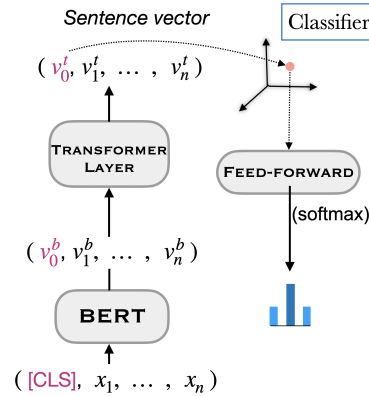


Figure 4: Model architecture.

the best achievable loss for \mathcal{H}_g . The proof of theorem Theorem 5.2 and method to compute gradient are relegated to the Appendix.

6 Experiments

Baselines. We setup the following baselines for a thorough comparison between Sinkhorn¹ and entropy-based losses. Let [Method] be the placeholder for Sinkhorn and Entropy. [Method]-A denotes unweighted distillation of local models (Section 5.1), i.e., $W_{B_k}(h_k(x)) = 1$ (in Equation (3)). In [Method]-D, $W_{B_k}(h_k(x))$ is proportional to size of local datasets. [Method]-U defines sample-specific confidence (weights) as the distance of output from the uniform distribution over labels. For each sample, [Method]-E computes weight of k^{th} local model as distance of its prediction from probability bias B_k , i.e., L^2 confidence.

Tasks. We set up the three natural language understanding tasks that possess inter-class semantics: 1) fine-grained sentiment analysis (SA), 2) emotion recognition in conversation (ERC) (Ghosal et al., 2022; Poria et al., 2020), and 3) natural language inference (NLI). NLI is the task of determining the inference relation between two texts. The relation can be entailment, contradiction, or neutral (MacCartney and Manning, 2008). For a given transcript of a conversation, the ERC task aims to identify the emotion of each utterance from the set of pre-defined emotions (Poria et al., 2019; Hazarika et al., 2021). For our experiments, we choose the five most common emotions that are sadness, anger, surprise, happiness, and no emotion.

Datasets. For the SA task, we use four large-scale datasets: 1) Toys: toys and games; 2) Cloths:

¹Here, we use KNOT and Sinkhorn interchangeably.

Algorithm	F1 Score					Semantic Distance					
	Local				Global Food	ALL	Local			Global Food	ALL
	Cloths	Toys	Cell	Food			Cloths	Toys	Cell		
Entropy-A	0.48	0.44	0.47	0.52	0.50	0.77	0.87	0.76	0.79	0.79	
Entropy-D	0.48	0.44	0.46	0.56	0.52	0.77	0.86	0.77	0.71	0.78	
Entropy-U	0.47	0.43	0.47	0.50	0.49	0.79	0.90	0.78	0.82	0.83	
Entropy-E	0.49	0.46	0.48	0.55	0.52	0.74	0.80	0.74	0.71	0.75	
Sinkhorn-A	0.49	0.47	0.47	0.55	0.52	0.74	0.80	0.72	0.75	0.75	
Sinkhorn-D	0.47	0.44	0.45	0.59	0.52	0.77	0.84	0.76	0.65	0.76	
Sinkhorn-U	0.48	0.44	0.47	0.51	0.49	0.77	0.89	0.77	0.83	0.82	
Sinkhorn-E	0.49	0.47	0.48	0.55	0.52	0.72	0.78	0.72	0.69	0.73	

Table 2: Fine-grained SA task: Macro F1 and Semantic Distance.

clothing and shoes; 3) Cell: cell phones and accessories; 4) Food: Amazon’s fine food reviews, specifically curated for the five-class sentiment classification. For transfer set (Section 4), we use grocery and gourmet food (104,817 samples) and discard the provided labels (He and McAuley, 2016). Each dataset consists of reviews rated on a scale of 1 (strongly negative) to 5 (strongly positive). Similarly, for ERC, we collect three widely used datasets: DyDa: DailyDialog (Li et al., 2017), IEMOCAP: Interactive emotional dyadic motion capture database (Busso et al., 2008), and MELD: Multimodal EmotionLines Dataset (Poria et al., 2018). To demonstrate our methodology, we partition the DyDa dataset into four equal chunks. DyDa₁, DyDa₂, are used as local, DyDa₃ is used as global dataset. Dropping the labels from DyDa₄, we use it as a transfer set. For NLI task, we use SNLI (Bowman et al., 2015) as global dataset and MNLI (Williams et al., 2017) as local dataset. We split the latter across its 5 genres, which are, fiction (Fic), government (Gov), telephone (Tele), travel (Trv), and Slate. This split assists in simulating distinct user (non-IID samples) setup. We use ANLI dataset (Nie et al., 2020) as a transfer set.

Architecture. We set up a compact transformer-based model used by both global and local models (Figure 4), although, the federation does not restrict both the local and model architectures to be the same. The input is fed to the pretrained BERT-based classifier (Devlin et al., 2018). Thus, we obtain probabilities with support in the space of output labels, i.e., \mathcal{Y} . We keep all the parameters trainable, hence, BERT will learn its embeddings specific to the classification task. For the NLI task, we append premise and hypothesis at input sepa-

rated by special token [SEP] token, followed by a standard classification setup.

Table 2, Table 3, and Table 4 show performance, i.e., Macro-F1 (or Accuracy) score and Semantic Distance of global models predictions from ground truth. Evaluations are done on fine-tuned (after distillation) global model with respect to the test sets of both local and global datasets. The testing over local datasets will help us analyze how well the domain generic global model performs over the individual local datasets and the testing over the global dataset is to make sure there is no catastrophic forgetting of the previous knowledge.

Training local models. To compare Sinkhorn-based distillation with baselines, first, we pretrain local models. Since cross-entropy (CE) loss is less computationally expensive as compared to OT, we use CE for local model training. For all the models, we tuned hyperparameters and chose the model that performs best on the validation dataset. The data statistics and performances of local models on individual tasks are shown in Table 1.

Training global model. We make use of transfer set samples to obtain noisy labels from local models. For a text sample in the transfer set, Equation (3) aims to fit a global model to the weighted sum of predictions of the local models. To retain the previous knowledge of a global model and prevent catastrophic forgetting, we adapt the learning without forgetting paradigm. We store predictions of the pretrained global model on the transfer set and treat it similarly to the set of noisy labels obtained from the local models and perform its weighted distillation along with the local models.

Algorithm	F1 Score						Semantic Distance					
	Local					Global	Local					Global
	MELD	IEMOCAP	DyDa ₀	DyDa ₁	DyDa ₂	ALL	MELD	IEMOCAP	DyDa ₀	DyDa ₁	DyDa ₂	ALL
Entropy-A	0.28	0.21	0.34	0.33	0.36	0.31	0.67	0.65	0.60	0.61	0.63	0.64
Entropy-D	0.30	0.21	0.39	0.35	0.38	0.34	0.68	0.65	0.57	0.59	0.61	0.62
Entropy-U	0.30	0.24	0.42	0.31	0.37	0.33	0.68	0.65	0.60	0.62	0.64	0.64
Entropy-E	0.34	0.36	0.42	0.40	0.44	0.39	0.69	0.62	0.57	0.59	0.62	0.62
Sinkhorn-A	0.30	0.26	0.45	0.37	0.39	0.34	0.67	0.67	0.59	0.62	0.62	0.64
Sinkhorn-D	0.35	0.31	0.45	0.37	0.44	0.39	0.67	0.63	0.54	0.59	0.61	0.61
Sinkhorn-U	0.30	0.23	0.39	0.34	0.39	0.34	0.68	0.68	0.62	0.64	0.64	0.65
Sinkhorn-E	0.38	0.33	0.46	0.43	0.43	0.41	0.64	0.62	0.53	0.56	0.60	0.59

Table 3: ERC task: Macro F1 and Semantic Distance.

Algorithm	Accuracy							Semantic Distance						
	Local						Global	Local						Global
	Fic	Gov	Slate	Tele	Trv	SNLI	ALL	Fic	Gov	Slate	Tele	Trv	SNLI	ALL
Entropy-A	0.60	0.62	0.60	0.60	0.62	0.78	0.65	0.56	0.54	0.56	0.56	0.55	0.40	0.53
Entropy-D	0.58	0.59	0.57	0.57	0.58	0.85	0.64	0.58	0.56	0.58	0.58	0.57	0.30	0.53
Entropy-U	0.60	0.62	0.60	0.60	0.61	0.76	0.65	0.55	0.54	0.56	0.56	0.55	0.40	0.53
Entropy-E	0.60	0.62	0.60	0.60	0.61	0.76	0.65	0.55	0.54	0.56	0.55	0.54	0.39	0.52
Sinkhorn-A	0.60	0.63	0.60	0.61	0.62	0.73	0.64	0.54	0.53	0.55	0.55	0.53	0.42	0.52
Sinkhorn-D	0.55	0.57	0.54	0.55	0.56	0.85	0.63	0.58	0.56	0.58	0.58	0.57	0.23	0.52
Sinkhorn-U	0.60	0.62	0.60	0.60	0.61	0.77	0.65	0.53	0.52	0.55	0.54	0.52	0.37	0.51
Sinkhorn-E	0.60	0.62	0.60	0.60	0.61	0.77	0.65	0.53	0.52	0.54	0.54	0.52	0.37	0.50

Table 4: NLI task: Accuracy and Semantic Distance.

Label-space. We define label semantic spaces for the three tasks. As shown in Figure 3, we assign sentiment labels a one-dimensional space. For the ERC task, we map each label to a two-dimensional valence-arousal space. Valence represents a person’s positive or negative feelings, whereas arousal denotes the energy of an individual’s affective state. As mentioned in (Ahn et al., 2010), anger (-0.4, 0.8), happiness (0.9, 0.2), no emotion (0, 0), sadness (-0.9, -0.4), and surprise (0.4, 0.9). The cost (loss) incurred to transport a mass from a point p to point q is $C_{p,q} := |p - q|$. For NLI task, we define coordinates with entailment (1, 0, 0), contradiction (0,0,1) and neutral (0.5, 1, 0.5). The cost $C_{p,q} := ||p - q||_2$, where, cost of transport from entailment to contradiction is higher than it is to neutral. It is noteworthy that for this task, we perform a manual search to identify label coordinates.

For the SA task in Table 2, we observe the global models trained from Sinkhorn distillation of local models (contribution C1) perform better than corresponding Entropy-based variants on combined datasets (ALL) as well as on local and global datasets. Sinkhorn-A, D, U, and E are more semantically accurate in their predictions as compared to Entropy-A, D, U, and E, respectively. Moreover, we also notice that Entropy-E and Sinkhorn-E are better than corresponding A, D, and U variants,

thus proving the utility of our contribution C2.

For the ERC task in Table 3, we observe the SD score of Sinkhorn-E is, in general, better amongst the Entropy and Sinkhorn-based baselines. In Table 4 of the NLI task, we notice the uniform weighting scheme performs as well as L^2 on local datasets, however, it lags behind Sinkhorn-E in overall performance. As we observed for the SA task in Entropy-D and Sinkhorn-D settings, since the SNLI (global) dataset is bigger, the distillation forces the global model to perform better on the global dataset. It is observed to come at the cost of degraded performance on the other (local) datasets.

Comparing Table 2, Table 3, and Table 4 all together, for the three tasks with intrinsic similarity in the label space, we observe Sinkhorn-based loss transfer more semantic knowledge than entropy-based losses in the secure federated distillation setup. Moreover, we observe that L^2 distance ([Method]-E) gives better SD scores amongst the loss groups based on Entropy and Sinkhorn. Besides this, as compared to other baselines, empirical observations suggest that Sinkhorn-E (our combined contribution C1 and C2) works well for large-scale SA datasets, hence potentially scalable.

When we compare SA and ERC tasks with respect to standard metric scores, our method Sinkhorn-E is amongst the better performing mod-

els with the best accuracy and Macro F1 scores in 4 out of 5 tasks in SA and 4 out of 6 tasks in ERC. The model performs on par with baselines on the NLI task. Also, we find the Sinkhorn-based weighted distillation (Sinkhorn-E) shows a 2% improvement on SA and ERC tasks while a 1% average improvement on the NLI task when it is evaluated on the SD metric.

7 Conclusion

This work proposed KNOT, i.e., a novel optimal transport (OT)-based natural language semantic knowledge distillation. For the tasks with intrinsic label similarities, the OT distance between the predicted probability of the central (global) model and user-specific (local) models is minimized. To reduce the potential hazard of bias transfer from local model distillation, we introduced a weighting scheme based on the L^2 distance between the local model’s prediction and probability bias. Our experiments on three language understanding tasks—fine-grained sentiment analysis, emotion recognition in conversation, and natural language inference—show consistent semantic distance improvements while performing as good as the entropy-based baselines on the accuracy and F1 metrics.

Acknowledgement

This work is supported by the A*STAR under its RIE 2020 AME programmatic grant RGAST2003 and project T2MOE2008 awarded by Singapore’s MoE under its Tier-2 grant scheme.

References

- Junghyun Ahn, Stephane Gobron, Quentin Silvestre, and Daniel Thalmann. 2010. Asymmetrical facial expressions based on an advanced interpretation of two-dimensional russell’s emotional model. *Proceedings of ENGAGE*.
- Peter L Bartlett and Shahar Mendelson. 2002. Rademacher and gaussian complexities: Risk bounds and structural results. *Journal of Machine Learning Research*, 3(Nov):463–482.
- Vladimir Igorevich Bogachev and Aleksandr Viktorovich Kolesnikov. 2012. The monge-kantorovich problem: achievements, connections, and perspectives. *Russian Mathematical Surveys*, 67(5):785–890.
- Samuel R Bowman, Gabor Angeli, Christopher Potts, and Christopher D Manning. 2015. A large annotated corpus for learning natural language inference. *arXiv preprint arXiv:1508.05326*.
- Cristian Buciluă, Rich Caruana, and Alexandru Niculescu-Mizil. 2006. Model compression. In *Proceedings of the 12th ACM SIGKDD international conference on Knowledge discovery and data mining*, pages 535–541.
- Carlos Busso, Murtaza Bulut, Chi-Chun Lee, Abe Kazemzadeh, Emily Mower, Samuel Kim, Jeanette N Chang, Sungbok Lee, and Shrikanth S Narayanan. 2008. Iemocap: Interactive emotional dyadic motion capture database. *Language resources and evaluation*, 42(4):335–359.
- Rich Caruana, Steve Lawrence, and Lee Giles. 2001. Overfitting in neural nets: Backpropagation, conjugate gradient, and early stopping. *Advances in neural information processing systems*, pages 402–408.
- Jacob Devlin, Ming-Wei Chang, Kenton Lee, and Kristina Toutanova. 2018. Bert: Pre-training of deep bidirectional transformers for language understanding. *arXiv preprint arXiv:1810.04805*.
- Jean Feydy, Thibault Séjourné, François-Xavier Vialard, Shun-ichi Amari, Alain Trounev, and Gabriel Peyré. 2019. Interpolating between optimal transport and mmd using sinkhorn divergences. In *The 22nd International Conference on Artificial Intelligence and Statistics*, pages 2681–2690.
- Charlie Frogner, Chiyuan Zhang, Hossein Mobahi, Mauricio Araya-Polo, and Tomaso Poggio. 2015. Learning with a wasserstein loss. *arXiv preprint arXiv:1506.05439*.
- Tommaso Furlanello, Zachary Lipton, Michael Tschanen, Laurent Itti, and Anima Anandkumar. 2018. Born again neural networks. In *International Conference on Machine Learning*, pages 1607–1616. PMLR.
- Deepanway Ghosal, Siqi Shen, Navonil Majumder, Rada Mihalcea, and Soujanya Poria. 2022. Cicero: A dataset for contextualized commonsense inference in dialogues. In *Proceedings of the 60th Annual Meeting of the Association for Computational Linguistics (Volume 1: Long Papers)*, pages 5010–5028.
- Jianping Gou, Baosheng Yu, Stephen J Maybank, and Dacheng Tao. 2021. Knowledge distillation: A survey. *International Journal of Computer Vision*, 129(6):1789–1819.
- Devamanyu Hazarika, Soujanya Poria, Roger Zimmermann, and Rada Mihalcea. 2021. Conversational transfer learning for emotion recognition. *Information Fusion*, 65:1–12.
- Ruining He and Julian McAuley. 2016. Ups and downs: Modeling the visual evolution of fashion trends with one-class collaborative filtering. In *proceedings of the 25th international conference on world wide web*, pages 507–517.

- Agrin Hilmkil, Sebastian Callh, Matteo Barbieri, Leon René Süttfeld, Edvin Listo Zec, and Olof Mogren. 2021. Scaling federated learning for fine-tuning of large language models. *arXiv preprint arXiv:2102.00875*.
- Geoffrey Hinton, Oriol Vinyals, and Jeff Dean. 2015. Distilling the knowledge in a neural network. *arXiv preprint arXiv:1503.02531*.
- Judy Hoffman, Mehryar Mohri, and Ningshan Zhang. 2018. Algorithms and theory for multiple-source adaptation. *arXiv preprint arXiv:1805.08727*.
- Eunjeong Jeong, Seungeun Oh, Hyesung Kim, Jihong Park, Mehdi Bennis, and Seong-Lyun Kim. 2018. Communication-efficient on-device machine learning: Federated distillation and augmentation under non-iid private data. *arXiv preprint arXiv:1811.11479*.
- Jakub Konečný, H Brendan McMahan, Daniel Ramage, and Peter Richtárik. 2016. Federated optimization: Distributed machine learning for on-device intelligence. *arXiv preprint arXiv:1610.02527*.
- Michel Ledoux and Michel Talagrand. 2013. *Probability in Banach Spaces: isoperimetry and processes*. Springer Science & Business Media.
- Tian Li, Anit Kumar Sahu, Manzil Zaheer, Maziar Sanjabi, Ameet Talwalkar, and Virginia Smith. 2018. Federated optimization in heterogeneous networks. *arXiv preprint arXiv:1812.06127*.
- Tian Li, Maziar Sanjabi, Ahmad Beirami, and Virginia Smith. 2019. Fair resource allocation in federated learning. *arXiv preprint arXiv:1905.10497*.
- Yanran Li, Hui Su, Xiaoyu Shen, Wenjie Li, Ziqiang Cao, and Shuzi Niu. 2017. Dailydialog: A manually labelled multi-turn dialogue dataset. *arXiv preprint arXiv:1710.03957*.
- Tao Lin, Lingjing Kong, Sebastian U Stich, and Martin Jaggi. 2020. Ensemble distillation for robust model fusion in federated learning. *arXiv preprint arXiv:2006.07242*.
- Tao Lin, Sebastian U Stich, Kumar Kshitij Patel, and Martin Jaggi. 2018. Don't use large mini-batches, use local sgd. *arXiv preprint arXiv:1808.07217*.
- Dianbo Liu and Tim Miller. 2020. Federated pretraining and fine tuning of bert using clinical notes from multiple silos. *arXiv preprint arXiv:2002.08562*.
- Iou-Jen Liu, Jian Peng, and Alexander G Schwing. 2019. Knowledge flow: Improve upon your teachers. *arXiv preprint arXiv:1904.05878*.
- Giulia Luise, Alessandro Rudi, Massimiliano Pontil, and Carlo Ciliberto. 2018. Differential properties of sinkhorn approximation for learning with wasserstein distance. *Advances in Neural Information Processing Systems*, pages 5864–5874.
- Bill MacCartney and Christopher D. Manning. 2008. Modeling semantic containment and exclusion in natural language inference. In *Proceedings of the 22nd International Conference on Computational Linguistics (Coling 2008)*, pages 521–528, Manchester, UK. Coling 2008 Organizing Committee.
- Colin McDiarmid. 1998. Concentration. In *Probabilistic methods for algorithmic discrete mathematics*, pages 195–248. Springer.
- Brendan McMahan, Eider Moore, Daniel Ramage, Seth Hampson, and Blaise Agueria y Arcas. 2017. Communication-efficient learning of deep networks from decentralized data. In *Artificial Intelligence and Statistics*, pages 1273–1282. PMLR.
- Ninareh Mehrabi, Fred Morstatter, Nripsuta Saxena, Kristina Lerman, and Aram Galstyan. 2019. A survey on bias and fairness in machine learning. *arXiv preprint arXiv:1908.09635*.
- Mehryar Mohri, Gary Sivek, and Ananda Theertha Suresh. 2019. Agnostic federated learning. In *International Conference on Machine Learning*, pages 4615–4625. PMLR.
- Kevin P Murphy. 2012. *Machine learning: a probabilistic perspective*. MIT press.
- Angelia Nedic. 2020. Distributed gradient methods for convex machine learning problems in networks: Distributed optimization. *IEEE Signal Processing Magazine*, 37(3):92–101.
- Yixin Nie, Adina Williams, Emily Dinan, Mohit Bansal, Jason Weston, and Douwe Kiela. 2020. Adversarial nli: A new benchmark for natural language understanding. In *Proceedings of the 58th Annual Meeting of the Association for Computational Linguistics*. Association for Computational Linguistics.
- SeongUk Park and Nojun Kwak. 2019. Feed: Feature-level ensemble for knowledge distillation. *arXiv preprint arXiv:1909.10754*.
- Gabriel Peyré, Marco Cuturi, et al. 2019. Computational optimal transport: With applications to data science. *Foundations and Trends® in Machine Learning*, 11(5-6):355–607.
- Soujanya Poria, Devamanyu Hazarika, Navonil Majumder, and Rada Mihalcea. 2020. Beneath the tip of the iceberg: Current challenges and new directions in sentiment analysis research. *IEEE Transactions on Affective Computing*.
- Soujanya Poria, Devamanyu Hazarika, Navonil Majumder, Gautam Naik, Erik Cambria, and Rada Mihalcea. 2018. Meld: A multimodal multi-party dataset for emotion recognition in conversations. *arXiv preprint arXiv:1810.02508*.
- Soujanya Poria, Navonil Majumder, Rada Mihalcea, and Eduard Hovy. 2019. Emotion recognition in conversation: Research challenges, datasets, and recent advances. *IEEE Access*, 7:100943–100953.

- Adriana Romero, Nicolas Ballas, Samira Ebrahimi Kahou, Antoine Chassang, Carlo Gatta, and Yoshua Bengio. 2014. Fitnets: Hints for thin deep nets. *arXiv preprint arXiv:1412.6550*.
- Yonglong Tian, Dilip Krishnan, and Phillip Isola. 2019. Contrastive representation distillation. *arXiv preprint arXiv:1910.10699*.
- Gary M Weiss and Foster Provost. 2001. The effect of class distribution on classifier learning: an empirical study.
- Adina Williams, Nikita Nangia, and Samuel R Bowman. 2017. A broad-coverage challenge corpus for sentence understanding through inference. *arXiv preprint arXiv:1704.05426*.
- Shan You, Chang Xu, Chao Xu, and Dacheng Tao. 2017. Learning from multiple teacher networks. In *Proceedings of the 23rd ACM SIGKDD International Conference on Knowledge Discovery and Data Mining*, pages 1285–1294.

A What have we kept for the Appendix?

We include proofs of Theorem 5.2 and an analysis of the L^2 -based confidence score. There are a few experiments that we consider to be important and may help compare the OT loss-based learning with Kullback–Leibler (KL). These results build a firm base to choose Sinkhorn-based (OT) losses on the task of federated distillation of sentiments. For the experiments, we work on the global model \mathcal{M}_g that has acquired knowledge from local models in the learning without forgetting the paradigm.

- In appendix B, we provide an analysis of the L^2 -based confidence metric.
- In appendix C, we convey the intuition behind using a Sinkhorn distance over an entropy-based divergence. Moving further in appendix C.1, we show the importance of natural metrics in the label space by replacing the one-dimensional support with one-hot. Furthermore, in appendix C.2, we show how the model’s clusters of sentence embeddings change when we move from a Sinkhorn distance-based loss to the KL divergence-based loss.
- In appendix D, we discuss the potential risk of gender and racial bias transfer from the local models to the global models. Although we incorporate bias induced from non-IID data training of the local models, we do not tackle the transfer of other biases that can arise from the data as well as from the training process.
- In appendix E, we provide the algorithm to compute gradients and the computation complexity of Sinkhorn loss.
- In appendix F, we provide the proof of Theorem 5.2 on the empirical risk bound with the OT metric as unregularized 1-Wasserstein distance.
- In appendix G, we discuss the broader social impact of our work. We discuss how the method can be adopted for cyberbullying detection and the limitations coming from local models.
- In appendix H, we elaborate on the experimental settings and license of the datasets used in this paper.

B Confidence score (L^2)

As shown in Figure 5 for a three-class classification, the equidistant distributions lie on an arc with a center at B . Points with high confidence scores lie on distant arcs. As radius of the arc increases, majority of its portion lies towards the high value of p_l , i.e., the l with which the model is biased against since $b_l = \min \{b_1, \dots, b_{|Y|}\}$ (p_3 in the figure). Moreover, the maximum confidence score is achieved at the vertex $p_l = 1$.

Proposition B.1. *From a given point B in a k -simplex, point with the highest confidence lies on one of its vertices.*

Proof. First, we analyze the case of a 2-simplex defined in a three-dimensional Euclidean space. Let $f_P = \sum_{i=1}^3 (p_i - b_i)^2$, the quadratic program can be formulated as $\max\{f_P : \sum_{i=1}^3 p_i = 1, p_i \geq 0\}$. The convex hull of vertices lying on the axes forms a closed and bounded feasible region. Thus, from the extreme value theorem, there exists absolute maximum and minimum. f attains its minimum at $p = b$, which is also the critical point of f_P . Now, we need to find its value on the boundary points contained in the set of 1-simplices (line segments) $\{p_i + p_j = 1, p_k = 0 : (i, j, k) \in 1, 2, 3, i \neq j \neq k\}$. For the 1-simplex $p_1 + p_2 = 1, p_3 = 0$, the values of f_P at its endpoints that are $(1 - b_1)^2 + b_2^2 + b_3^2$ and $b_1^2 + (1 - b_2)^2 + b_3^2$, one of which is maxima of f attained over the 1-simplex*. Similarly for the other line segments, the complete set of boundary values of f_P is $k - 2b_1, k - 2b_2$, and $k - 2b_3$ where $k = b_1^2 + b_2^2 + b_3^2 + 1$, occurring at $P = (1, 0, 0), (0, 1, 0)$ and $(0, 0, 1)$, respectively. Thus, the maximum of f_P will lie on i_{th} -axis such that $b_i = \min(b_1, b_2, b_3)$. This proof can be generalized for a probability

*Ignoring the critical point which gives the minima and perpendicular drawn from b to the line segment.

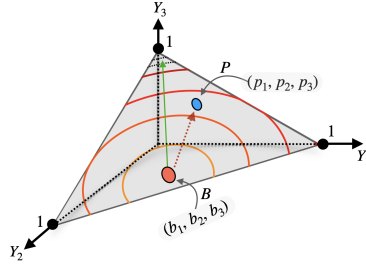


Figure 5: An illustration—a three-class classifier with bias B and outputs a distribution $P = (p_1, p_2, p_3)$ for certain input. The green arrow denotes the direction of increased confidence score with equiconfident arcs.

simplex in higher dimensions. As shown above, each iteration of a lower dimensional simplex will return vertices as the point of maxima in the end. \square

C Decision boundaries via sentence representations

One of the main advantages of using Optimal Transport-based (OT) metrics between two probability distributions, such as Sinkhorn distance, is the ability to define the relationship in metric space. This is not feasible in entropy-based divergences. The relationship further appears in the loss function that accounts for the error computations of an intelligent system in the task of classification (or regression). With advancements in computations of Sinkhorn distances, as in (Feydy et al., 2019), gradient computations through such loss functions have become more feasible as shown in Algorithm 1. The inter-label relationships are apparent in tasks such as fine-grained sentiment classification, fake news detection, and hate speech. In this work, we consider the relationship between two labels p and q as a taxi-cab distance in the one-dimensional metric space of sentiment labels \mathcal{Y} . This relation nuance should appear in the Sinkhorn distance, we call it the cost of transportation from a point p to another point q in the set \mathcal{Y} .

When we set a learning algorithm to minimize the loss function, the goal is to find model parameters that provide the least empirical risk in the space of predefined hypotheses. From the distance-based cost (loss), the risk is expected to be minimum when the predicted labels are mapped "near" to the ground truth label. The term "near" refers to the lower optimal transport cost of the probability mass spread over a certain region to another region. In our problem, both the regions are the same, i.e., locations from 1 to 5 in the metric space. A ground truth probability mass (almost everything) at 1 would prefer an intelligent system to predict a probability mass near 1 so that it will require a lesser taxi-cab cost of transportation. It is noteworthy, that such relationships, even though apparent, are infeasible to appear in cost functions that inherit properties solely from the information theory.

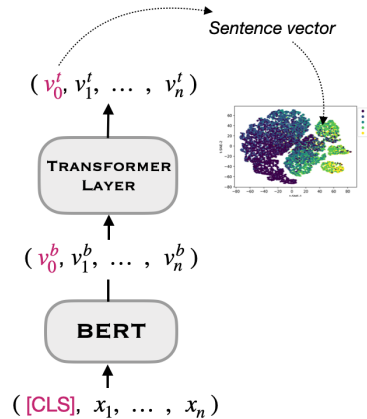


Figure 6: After the model parameter fitting is complete, we map the 128-dimensional [CLS] vector at the output of the Transformer layer to 2-dimensions using t-SNE.

t-SNE of sentence embeddings Next, we explain how we analyze the sentence embeddings in \mathcal{M}_g obtained from *Sink-E**. A sentence refers to an Amazon food/product review. BERT’s input sentence is lowercase WordPiece tokenized. We prepend the list of tokens with [CLS] token to represent the sentence which is later used for the classification task. First, each token is mapped to a static context-independent embedding. Then the vector list is passed through a sequence of multi-head self-attention operations that contextualizes each token. It is important to note that contextualization can be task-specific. We randomly sample 5000 review-label pairs for each sentiment class. For each textual review, as shown in fig. 6, we use a 128-dimensional vector at the output of the transformer layer corresponding to the [CLS] token. This corresponds to the list of reviews represented in 128-dimensional vector space. To visualize the learned sentence representations, we map the vectors from 128-dimensional space to 2-dimensions using t-distributed Stochastic Neighbor Embedding (t-SNE)[†].

C.1 Semantic support to One-hot support

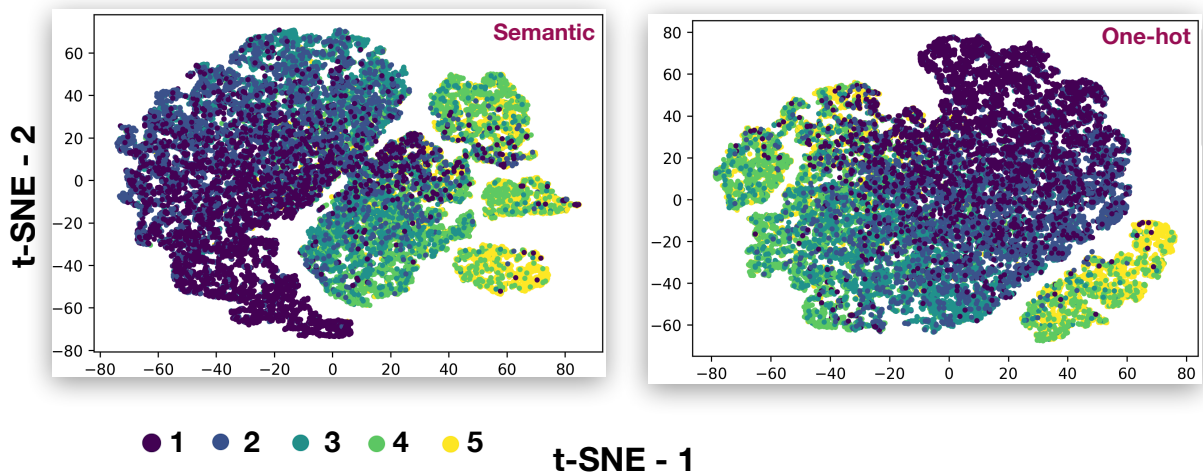


Figure 7: The one-hot encoding doesn’t have clear distinct boundaries. The semantic structure is lost.

One way to understand the importance of properly defining label space relationship is by defining metric space where each label acquires its own axis, thus losing the semantic information. For a five-class classification problem, we will have five axes and thus the support is a set of five distinct one-hot vectors each of size five. This way any misclassification, i.e., predicting a mass different from the ground truth label, will result in the same cost irrespective of whether positive sentiment is classified as strongly positive or strongly negative. This is due to the taxi-cab distance. Its value is computed by just summing up the absolute individual coordinate distances, which are just the predicted probabilities except for the coordinate corresponding to the ground truth.

We train the global model \mathcal{M}_g with the Sinkhorn distance-based loss (eq. (3)) where the cost is defined as taxi-cab distance on the one-dimensional support and five-dimensional one-hot support as elaborated previously. The fig. 7 depicts the respective t-SNE scatter plots. In the plot with one-dimensional semantic support, we observe sentence vectors, i.e., features used for the classification task, are mapped in clearer clusters as compared to the plot at right without semantic information. We observe the points related to label 5 (strongly positive) are much more localized as compared to the sentence mappings with one-hot, which is distributed around the space. This clearly dictates the benefit of a meaningful metric as compared to a space that is not informative. Next, we check a similar case that occurs in entropy-based loss functions.

[†]We used the implementation from [scikit-learn](https://scikit-learn.org/).

C.2 Sinkhorn distance \rightarrow KL divergence

Similar to the cost associated with the one-hot support in Sinkhorn, the KL divergence has no feasible way to capture the intrinsic metric in the label space. The plots in fig. 8 show the different sentence embeddings (t-SNE) with the varying entropy-based regularisation term in the vanilla Sinkhorn distance. As $\varepsilon \rightarrow 0^+$, we should get a pure OT-based loss function (eq. (1)). However, to speed up the Sinkhorn and gradient computations, we chose $\varepsilon = 0.001$ with no (F1-score) performance trade-off. As shown in the fig. 8, with $\varepsilon \geq 1$, the sentence representations are distributed across space with patches of label-dominant clusters. However, we can not see clear decision boundaries between the labels. As we decrease the ε value below 1, we observe clearer feature maps for each label. For $\varepsilon = 0.001$, we can see clear sentence vector clusters corresponding to label 5. We can see the higher confusion rate is only between labels 5 and 4 which can be attributed to the less cost of transportation of the mass from label 5 to 4 as compared to 5 to other labels. A similar trend can be seen for lower ε values that are 0.01 and the ε used in this work 0.003 where clearer and localized clusters can be seen.

D Model bias

D.1 Probability Skew

To generate a random input, we uniformly sample 200 tokens from the vocab[‡] with replacement and join them with white space. We obtain 100,000 such random texts. For a given text classifier model, the skew value for sentiment label 1 can be estimated by the fraction of times it is the prediction of when the model infers over the set of random texts (section 5.2).

D.2 Gender and Racial biases

Even though we considered the model probability skew as a reflection of bias induced from non-IID sampling, other biases such as gender and race can still be learned or acquired in the distillation process, For instance, take the following sentences:

My **father** said that the food is just fine. (review-1) \rightarrow *strong positive*
My **mother** said that the food is just fine. (review-2) \rightarrow *neutral*

Review-1 and 2 differ in gender-specific words which are **father** and **mother**. Since it is a sentiment classification task, ideally, the intelligent system should not learn gender-specific cues from the text to generate its predictions. However, we observe a gender dependence in both the KL divergence and confident Sinkhorn-based predictions.

Similarly, we curate an example where the reviews differ only in a race-specific word.

White guy said the phone is just fine. (review-1) \rightarrow *neutral*
Latino guy said the phone is just fine. (review-2) \rightarrow *strong positive*

The sentiment predictions made by the intelligent systems were different contrary to ideal behavior. The review with the word **White** shows a neutral sentiment while the review with the word **Latino** shows a strong positive sentiment. Hence, the systems took account of race-specific words while predicting the sentiment of a text. The behavior is observed both in the KL and Sinkhorn-based models with confident weights for sentiment classification.

[‡]We obtain the English vocabulary of size 30,522 from:https://huggingface.co/google/bert_uncased_L-2_H-128_A-2/tree/main.

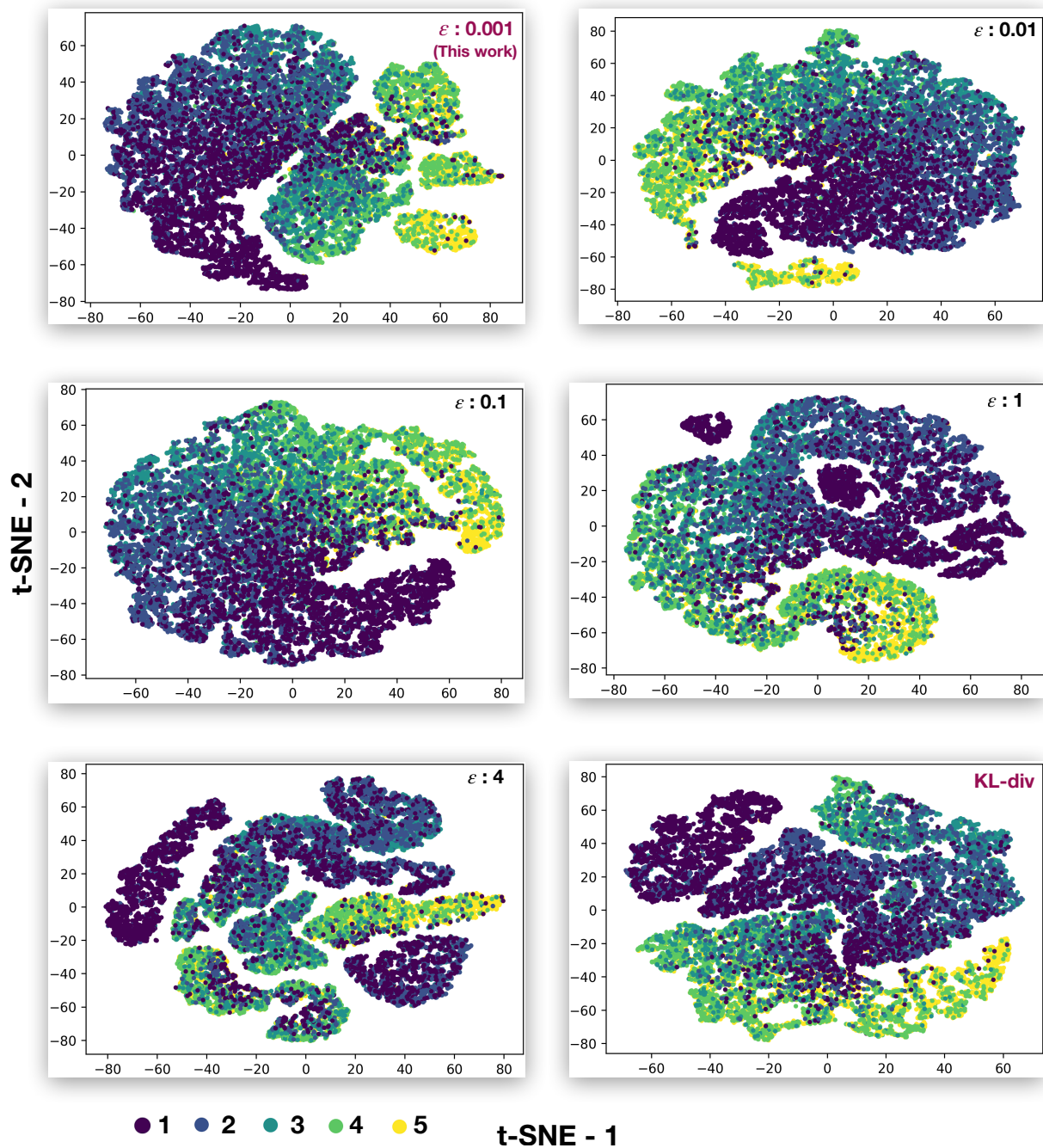


Figure 8: With a small entropic regularizer ε , it is visually striking that Sinkhorn seems to learn the latent structure boundaries better than KL divergence. For high ε , we see more clusters with mixed boundaries and not-so-clear demarcations.

E Gradients through loss

We demonstrate the computation of gradient of loss function (eq. (3)) with respect to the global model trainable parameters θ . We can write the Lagrange dual of eq. (1) as

$$\begin{aligned} T_\varepsilon \stackrel{\text{def.}}{=} \max_{(f,g) \in \mathcal{C}} \langle \mu, f \rangle + \langle \nu, g \rangle - \varepsilon \langle \mu \otimes \nu, \exp\left(\frac{1}{\varepsilon}(f \oplus g - C)\right) - 1 \rangle \\ \mathcal{C} = \{(f, g) \in \mathbb{R}^{n_s \times n_t} : f_i + g_j \leq C_{(i,j)}\} \end{aligned} \quad (4)$$

where $f \oplus g$ is tensor sum $(y_s, y_t) \in \mathcal{Y}_s \times \mathcal{Y}_t \mapsto f(y_s) + g(y_t)$. The optimal dual (solution of eq. (4)) can retrieve us the optimal transport plan (solution of eq. (3)) with the relation $\pi = \exp(\frac{1}{\varepsilon})(f \oplus g - C) \cdot (\mu \otimes \nu)$. Recently, a few interesting properties of T_ε were explored (Peyré et al., 2019; Feydy et al., 2019; Luise et al., 2018) showing that optimal potentials f and g exist and are unique, and $\Delta T_\varepsilon(\mu, \nu) = (f, g)$.

Algorithm 1 Gradients of $\mathcal{L}(h_\theta(x), h_{\mathcal{K}}(x))$ with respect to $h_\theta(x)$

Initialize: Dual potentials $f^1, \dots, f^K \in \mathbb{R}^{n_s}$ and $g^1, \dots, g^K \in \mathbb{R}^{n_t}$

```

1: for  $k \leftarrow 1$  to  $K$  do
2:    $f^k \leftarrow \mathbf{0}$ 
3:    $g^k \leftarrow \mathbf{0}$ 
4:   while ( $f^k, g^k$  not converged) do
5:      $f_i^k \leftarrow \varepsilon \text{LSE}_{m=1}^{n_s}(\log(h_\theta^m(x)) + \frac{1}{\varepsilon}g_m - \frac{1}{\varepsilon}C(\mathcal{Y}_s^i, \mathcal{Y}_t^m))$ 
6:      $g_j^k \leftarrow \varepsilon \text{LSE}_{m=1}^{n_t}(\log(h_\theta^m(x)) + \frac{1}{\varepsilon}f_m - \frac{1}{\varepsilon}C(\mathcal{Y}_s^m, \mathcal{Y}_t^j))$ 
7: (LSE is log-sum-exp reduction, i.e.  $\text{LSE}_{m=1}^M(V_m) = \log \sum_{m=1}^M \exp(V_m)$ )
8:   end while
9: end for
10:  $\frac{\partial(T_\varepsilon(h_\theta(x), h_{\mathcal{K}}(x)))}{\partial(h_\theta^k(x))} = f_i^k \quad \forall i \in [n_s], k \in \mathcal{K}$ 
11:  $\frac{\partial(\mathcal{L}_\varepsilon(h_\theta(x), h_{\mathcal{K}}(x)))}{\partial(h_\theta^k(x))} = \sum_{k \in \mathcal{K}} W_{B_k}(h_k(x)) f_i^k / \sum_{k \in \mathcal{K}} W_{B_k}(h_k(x))$ 

```

$\triangleright f^k = \{f_1^k, \dots, f_{n_s}^k\}$
 $\triangleright g^k = \{g_1^k, \dots, g_{n_t}^k\}$

\triangleright as dual potentials are gradients of T_ε .

Using these properties, we calculate gradients of the confident Sinkhorn cost in eq. (3). Algorithm 1 obtains the gradients of the loss function with respect to $h_\theta(x)$ which can be backpropagated to tune model parameters. A crucial computation is to solve the coupling equation in steps 5 and 6. This is done via Sinkhorn iterations which have a linear convergence rate (Peyré et al., 2019).

F Statistical Risk Bounds

Without the loss of generality, we will prove the risk bounds for two local models in learning without forgetting the paradigm. For a sample x , let the output of local models be $y_1 = h_1(x)$ and $y_2 = h_2(x)$ and the global model with trainable parameters be $y_\theta = h_\theta(x)$. To prove Theorem 5.2, we consider the set of IID training samples $S = \{(x^{(1)}, y_1^{(1)}, y_2^{(1)}), \dots, (x^{(N)}, y_1^{(N)}, y_2^{(N)})\}$.

Lemma F.1. (from (Frogner et al., 2015)) Let $h_{\hat{\theta}}, h_{\theta^*} \in \mathcal{H}_g$ be the minimizer of empirical risk \hat{R}_S and expected risk R , respectively. Then

$$R(h_{\hat{\theta}}) \leq R(h_{\theta^*}) + 2 \sup_{h_\theta \in \mathcal{H}_g} |R(h_\theta) - \hat{R}_S(h_\theta)| \quad (5)$$

To bound the risk for $h_{\hat{\theta}}$, we need to prove uniform concentration bounds for the distillation loss. We denote the space of loss functions induced by hypothesis space \mathcal{H}_g as

$$L = \left\{ \ell_\theta : (x, y_1, y_2) \mapsto \frac{w_1(y_1)D(y_\theta, y_1) + w_2(y_2)D(y_\theta, y_2)}{w_1(y_1) + w_2(y_2)} \right\} \quad (6)$$

Lemma F.2. ((Frogner et al., 2015)) Let the transport cost matrix be C and the constant $C_M = \max_{(i,j)} C_{(i,j)}$, then $0 \leq D(\cdot, \cdot) \leq C_M$, where $D(\cdot, \cdot)$ is 1-Wasserstein distance.

Definition F.3. (The Rademacher Complexity (Bartlett and Mendelson, 2002)). Let G be a family of mapping from \mathcal{Z} to \mathbb{R} , and $S = (z_1, \dots, z_N)$ a fixed sample from \mathcal{Z} . The empirical Rademacher complexity of G with respect to S is defined as:

$$\hat{\mathfrak{R}}_S(G) = \mathbb{E}_\sigma \left[\sup_{g \in G} \frac{1}{N} \sum_{i=1}^n \sigma_i g(z_i) \right] \quad (7)$$

where $\sigma = (\sigma_1, \dots, \sigma_N)$, with σ_i 's independent uniform random variables taking values in $\{+1, -1\}$. σ_i 's are called the Rademacher random variables. The Rademacher complexity is defined by taking expectation with respect to the samples S .

$$\mathfrak{R}_N(G) = \mathbb{E}_S[\hat{\mathfrak{R}}_S(G)] \quad (8)$$

Theorem F.4. For any $\delta > 0$, with probability at least $1 - \delta$, the following holds for all $l_\theta \in L$:

$$\mathbb{E}[l_\theta] - \hat{\mathbb{E}}[l_\theta] \leq 2\mathfrak{R}_N(L) + \sqrt{\frac{C_M^2 \log(1/\delta)}{2N}}. \quad (9)$$

Proof. By definition $\mathbb{E}[l_\theta] = R(h_\theta)$ and $\hat{\mathbb{E}}[l_\theta] = \hat{R}(h_\theta)$. Let,

$$\Phi(S) = \sup_{\ell \in L} \mathbb{E}[\ell] - \hat{\mathbb{E}}_S[\ell].$$

Let S and S' differ only in sample $(\bar{x}^{(i)}, \bar{y}_1^{(i)}, \bar{y}_2^{(i)})$, by Lemma F.2, it holds that:

$$\begin{aligned} \Phi(S) - \Phi(S') &\leq \sup_{\ell \in L} \hat{\mathbb{E}}_{S'} - \hat{\mathbb{E}}_S = \sup_{h_\theta \in \mathcal{H}} \frac{1}{N} \left\{ w_1(\bar{y}_1^{(i)}) D(\bar{y}_\theta^{(i)}, \bar{y}_1^{(i)}) + w_2(\bar{y}_2^{(i)}) D(\bar{y}_\theta^{(i)}, \bar{y}_2^{(i)}) \right. \\ &\quad \left. - w_1(y_1^{(i)}) D(y_\theta, y_1^{(i)}) - w_2(y_2^{(i)}) D(y_\theta, y_2^{(i)}) \right\} \leq \frac{2C_M}{N} \quad (10) \end{aligned}$$

This inequality can be achieved by putting $D(\bar{y}_\theta^{(i)}, \bar{y}_1^{(i)}) = D(\bar{y}_\theta^{(i)}, \bar{y}_2^{(i)}) = C_M$ and $D(y_\theta^{(i)}, y_1^{(i)}) = D(y_\theta^{(i)}, y_2^{(i)}) = 0$.

Similarly, $\Phi(S') - \Phi(S) \leq C_M/N$, thus $|\Phi(S') - \Phi(S)| \leq C_M/N$. Now, from the McDiarmid's inequality (McDiarmid, 1998) and its usage in (Fogner et al., 2015), we can establish

$$\Phi(S) \leq \mathbb{E}[\Phi(S)] + \sqrt{\frac{KC_M^2 \log(1/\delta)}{2N}}. \quad (11)$$

From the bound established in the proof of Theorem B.3 in (Fogner et al., 2015), i.e., $\mathbb{E}_S[\Phi(S)] \leq 2\mathfrak{R}_N(L)$, we can conclude the proof. \square

To complete the proof of Theorem Theorem 5.2, we have to treat $\mathfrak{R}_N(L)$ in terms of $\mathfrak{R}_N(\mathcal{H}_g)$.

Now, let $\iota : \mathbb{R}^{|\mathcal{Y}|} \times \mathbb{R}^{|\mathcal{Y}|} \mapsto \mathbb{R}$ defined by $\iota(y, y') = D(f(y), f(y'))$, where f is a softmax function defined over the vector of logits. From Proposition B.10 of (Fogner et al., 2015), we know:

$$|\iota(y, y') - \iota(\bar{y}, \bar{y}')| \leq 2C_M(\|y - \bar{y}\|_2 + \|y' - \bar{y}'\|_2) \quad (12)$$

Let $\iota_s : \mathbb{R}^{|\mathcal{Y}|} \times \mathbb{R}^{|\mathcal{Y}|} \times \mathbb{R}^{|\mathcal{Y}|} \mapsto \mathbb{R}$ defined by:

$$\iota_s(y, y_1, y_2) = \frac{w_1(\mathfrak{s}(y_1)) D(\mathfrak{s}(y), \mathfrak{s}(y_1)) + w_2(\mathfrak{s}(y_2)) D(\mathfrak{s}(y), \mathfrak{s}(y_2))}{w_1(\mathfrak{s}(y_1)) + w_2(\mathfrak{s}(y_2))} \quad (13)$$

$$= \bar{w}_1(\mathfrak{s}(y_1), \mathfrak{s}(y_2)) D(\mathfrak{s}(y), \mathfrak{s}(y_1)) + \bar{w}_2(\mathfrak{s}(y_1), \mathfrak{s}(y_2)) D(\mathfrak{s}(y), \mathfrak{s}(y_2)) \quad (14)$$

where $w_1(\cdot), w_2(\cdot)$ are confidence score of local model predictions y_1, y_2 on an input x . $\bar{w}_1(\cdot), \bar{w}_2(\cdot)$ are normalized scores. Note that the local model predictions, i.e., y_1 and y_2 are functions of x , where x is sampled from the data domain distribution $f(x)$. Hence, we can view the loss function as

$$\begin{aligned}\iota_s(y, y_1, y_2) &= D(\mathfrak{s}(y), \mathfrak{s}(y_1)) + D(\mathfrak{s}(y), \mathfrak{s}(y_2)) \\ &= \iota(y, y_1) + \iota(y, y_2).\end{aligned}\tag{15}$$

$$\tag{16}$$

where y is a function of x_{new} sampled from a weighted distribution $\bar{w}_1(\mathfrak{s}(y_1), \mathfrak{s}(y_2))f(x)$. The *Lipschitz* constant of $\iota_s(y, y_1, y_2)$ can thus be identified by:

$$|\iota_s(y, y_1, y_2) - \iota_s(\bar{y}, \bar{y}_1, \bar{y}_2)| = |\iota(y, y_1) + \iota(y, y_2) - \iota(\bar{y}, \bar{y}_1) - \iota(\bar{y}, \bar{y}_2)|\tag{17}$$

$$\leq |\iota(y, y_1) - \iota(\bar{y}, \bar{y}_1)| + |\iota(y, y_2) - \iota(\bar{y}, \bar{y}_2)|\tag{18}$$

$$\leq 2C_M(\|y - \bar{y}\|_2 + \|y_1 - \bar{y}_1\|_2 + \|y - \bar{y}\|_2 + \|y_2 - \bar{y}_2\|_2)\tag{19}$$

$$\leq 4C_M(\|y - \bar{y}\|_2 + \|y_1 - \bar{y}_1\|_2 + \|y_2 - \bar{y}_2\|_2)\tag{20}$$

$$\leq 4C_M\|(y, y_1, y_2) - (\bar{y}, \bar{y}_1, \bar{y}_2)\|_2\tag{21}$$

Thus, the *Lipschitz* constant of plain Sinkhorn based distillation is $4C_M$.

Proof of Theorem 5.2 We define the space of loss function for k local models:

$$L = \left\{ \iota_\theta : (x, \{y_k\}_{k \in \mathcal{K}}) \mapsto \sum_{k \in \mathcal{K}} w_k(\mathfrak{s}(h_\theta^o(x)))D(\mathfrak{s}(y_k)) \right\}$$

Following the notations in (Frogner et al., 2015), we apply the following generalized Talagrand's lemma (Ledoux and Talagrand, 2013):

Lemma F.5. *Let \mathcal{F} be a class of real functions, and $\mathcal{H} \subset \mathcal{F} = \mathcal{F}_1 \times \dots \times \mathcal{F}_K$ be a K -valued function class. If $m : \mathbb{R}^K \mapsto \mathbb{R}$ is a L_m -Lipschitz function and $m(0) = 0$, then $\mathfrak{R}_S(m \circ \mathcal{H}) \leq 2L_m \sum_{k=1}^K \hat{\mathfrak{R}}_S(\mathcal{F}_k)$.*

Now, the Lemma can not be directly applied to the confident Sinkhorn loss as $\mathbf{0}$ is an invalid input. To get around the problem, we assume the global hypothesis space is of the form:

$$\mathcal{H} = \{\mathfrak{s} \circ h : h^o \in \mathcal{H}^o\}\tag{22}$$

Thus, we apply the lemma to the $4C_M$ -Lipschitz continuous function ι and the function space:

$$\underbrace{\mathcal{H}^o \times \dots \times \mathcal{H}^o}_{|\mathcal{Y}| \text{ copies}} \times \underbrace{\mathcal{I} \times \dots \times \mathcal{I}}_{|\mathcal{Y}| \times |\mathcal{K}| \text{ copies}}$$

with \mathcal{I} a singleton function space of identity maps. It holds:

$$\mathfrak{R}_N(L) \leq 8C_M(|\mathcal{Y}| \hat{\mathfrak{R}}_N + |\mathcal{Y}| \times |\mathcal{K}| \hat{\mathfrak{R}}_N(\mathcal{I})) = 8|\mathcal{Y}|C_M \hat{\mathfrak{R}}_N(\mathcal{H}^o)\tag{23}$$

As,

$$\hat{\mathfrak{R}}_N(\mathcal{I}) = \mathbb{E}_\sigma \left[\sup_{g \in \mathcal{I}} \frac{1}{N} \sum_{i=1}^N \sigma_i g(y_i) = 0 \right] = \mathbb{E}_\sigma \left[\frac{1}{N} \sum_{i=1}^N \sigma_i y_i = 0 \right]$$

Thus, by combining eq. (23) in Theorem F.4 and Lemma F.1 proves the Theorem 5.2.

Since the ε is small in our experiments, we can quantify the difference between Sinkhorn distance and Wasserstein for a given *Lipschitz* cost function.

G Societal Impact

Our work can be extended to different domains. Although in this paper we examined sentiment classifications, other areas, where labels are not available, i.e., zero-shot classification, would also be amenable to federated confident Sinkhorns. Within our approach, a potential downstream task could be to detect cyberbullying. An important area of application for distraught parents, school teachers, and teens. In this case, a sentiment that has a high probability of being classified as cyberbullying can be flagged to either moderators or guardians of a particular application.

A weakness of this approach is that the training of such an application will be based on local models in other domains. Care would be needed in deciding which local models to use in the federation. This choice is highly dependent on the industry and the availability of data. Misuse of our approach could be that the federated training might distill some population-specific information to the global model which makes the central system vulnerable to attacks that might lead to a user-private data breach. As GPU implementation of OT metrics becomes commonplace, we envisage that our approach might help in other Natural Language Processing (NLP) tasks. Indeed, this would be potentially beneficial and open up new avenues for the NLP community.

H Experimental reproducibility

All the experiments were performed on one Quadro RTX 8000 GPU with 48 GB memory. The model architectures were designed on Python (version 3.9.2) library PyTorch (version 1.8.1) under *BSD-style license*. For Sinkhorn iterations and gradient calculations, we use GeomLoss library (version 0.2.4) (<https://github.com/jeanfeydy/geomloss>) under *MIT licence*. For barycenter calculations, we use POT library (0.7.0) from (<https://pythonot.github.io/>) under *MIT licence*.

We clip all the text to a maximum length of 200 tokens and pad the shorter sentences with `<unk>`. To speed up the experiments, we use pretrained BERT-Tiny from <https://github.com/google-research/bert>.

The batch size is chosen via grid search from the set $\{16, 32, 64, 128, 256, 512, 1024, 2048\}$ and found 1024 to be optimal for performance and speed combination on the considered large datasets. We use Adam optimizer with learning rate chosen via grid search $\{10^{-4}, 10^{-3}, 10^{-2}, 10^{-1}, 1, 10^1, 10^2, 10^3, 10^4\}$. All the experiments were run for 20 epochs. The regularization parameter ε is chosen based on minimal loss obtained amongst the set of ε values $\{10^{-4}, 10^{-3}, 10^{-2}, 10^{-1}, 1, 2, 4, 8, 16\}$.

For the Amazon review dataset, we were unable to find the license.