

# Disambiguation-BERT for N-best Rescoring in Low-Resource Conversational ASR

Pablo Ortiz<sup>1,\*</sup> and Simen Burud<sup>2,†</sup>

<sup>1</sup>*Telenor Research, Norway*

<sup>2</sup>*Department of Computer Science, Norwegian University of Science and Technology*

We study the inclusion of past conversational context through BERT language models into a CTC-based Automatic Speech Recognition (ASR) system via N-best rescoring. We introduce a data-efficient strategy to fine-tune BERT on transcript disambiguation without external data. Our results show word error rate recoveries up to 37.2% with context-augmented BERT rescoring. We do this in low-resource data domains, both in language (Norwegian), tone (spontaneous, conversational), and topics (parliament proceedings and customer service phone calls). We show how the nature of the data greatly affects the performance of context-augmented N-best rescoring.

## I. INTRODUCTION

In recent years, end-to-end Deep Learning-based systems have proved to be very successful [1–6]. In contrast to HMM-based pipelines, this approach requires very little domain expertise to train since they take the raw audio as input<sup>1</sup> and the target transcript as output. All feature extraction and -engineering needed is learned implicitly during training. This makes it relatively easy to adapt an ASR system to a new domain.

Even though these systems are termed end-to-end, most can be decomposed into three distinct components: the acoustic model (AM), the decoder algorithm, and the language model (LM). The acoustic model is primarily concerned with encoding the audio to a sequence of token probability vectors. This sequence is typically decoded using a wide, compute-intensive beam search, often guided by a language model. The top-scoring result from the beam search is usually not the optimal one, so the candidate list can be re-scored with a secondary LM with the aim of improving the accuracy of the ranking, see e.g. [8–14] and references therein.

ASR systems usually do not make use of context beyond the current utterance. This lack of information makes it harder to disambiguate phonetically similar or ambiguous transcripts, and the model often ends up outputting the statistically most common interpretation while disregarding the bigger picture. For this reason there has recently been a significant amount of research to include dialog context in different forms when transcribing a utterance in a dialog both in language modelling [15, 16] and ASR [12, 17–19]. This task is facilitated by the rise of LM pre-training approaches able to compute deeper contextual representations [20–23].

Even though ASR systems see widespread deployment,

they are much less reliable when applied to low-resource languages and real-life situations. One can seek help from general-purpose LMs pre-trained on massive text corpora, which obtain state-of-the-art results in a wide range of NLP tasks with relatively little task-specific fine-tuning [22, 23]. These models can be used to aid ASR in a variety of ways, while we focus on using the conversational context learnt by BERT [22] for the rescoring of ASR hypotheses [11–14]. Our work is similar in spirit to [13], however we pursue a different fine-tuning strategy for BERT and apply it to domain-specific, spontaneous conversations in low-resource languages. Our contributions are summarized below.

First, we explore to what extent an LM such as BERT [22] improves ASR results after training on a conversational disambiguation task, when the acoustic model (AM) and n-gram LM have only been trained on single, independent utterances, which is our baseline system. We rescore the N-best results with context-augmented BERT, obtaining significant improvements over the baseline. Making conversational context available to BERT in the form of previous utterances is key to our approach. We find that the amount of context required depends on the target domain.

In particular, formal parliamentary discussions greatly benefit from large conversational contexts, while shorter contexts are favoured when rescoring the more unpredictable, spontaneous conversations from our dataset of calls to customer service. Further, we find that fine-tuning procedures play a significant role in BERT’s ability to rescore the N-best lists. We propose a data-efficient strategy that uses the baseline ASR system to generate sufficient training examples for BERT, even from a tiny dataset. Fine-tuning BERT this way on a small number of relevant samples performs far better than doing it on a much larger, out-of-domain conversational dataset.

The outline of the paper is as follows. The next section introduces the baseline ASR system, section III presents our LM integration approach, section IV details our LM training strategies, section V describes the data, section VI discusses the experiments and results, and finally in section VII we present our conclusions and future work.

\* pablo.ortiz@telenor.com

† simen.burud@gmail.com

<sup>1</sup> Generally, a numerical representation such as MFCCs is extracted from the power spectrum of the Fourier transform of the signal, although there are also attempts to learn input representations using neural networks, see e.g. [7] for a review.

## II. BASELINE ASR SYSTEM

Our baseline ASR system is based on Deepspeech 2 [3], a family of ASR systems based on deep neural networks and the CTC framework [24]. It processes each audio feature only in the context of neighboring features using convolutional layers and then combines them using bidirectional RNN layers. Curriculum learning is applied during the first epoch, using transcript length (in characters) as a proxy for difficulty. We make use of an existing PyTorch implementation<sup>2</sup> as a code basis for our model.

The model operates at character level. Due to the independence assumption made in CTC, its implicit language model is often found to be weak compared to that of attention-based sequence-to-sequence models, see e.g. [25]. Instead, Deepspeech models rely partly on an external n-gram LM during decoding. We train n-gram models using the implementation of Kneser-Ney smoothed n-gram estimation from [26]<sup>3</sup>. We train separate models for each speech corpus and prune unique n-grams of order 2 and above. Each utterance is treated as a separate document, meaning no context information from previous utterances is available in the n-gram models.

We train the *primary* AM with a Norwegian public dataset (NST) consisting of 394.5 hours of recorded and transcribed speech, where 300h are used as the training dataset (see §V for further details on the data). The model architecture consists of three strided convolutional layers, nine 1200-dimensional, bidirectional GRU layers, and a fully connected layer with softmax.

As we describe in detail below, to construct the different *baseline* models on other datasets, we fine-tune the primary AM and build specific LMs using the datasets in question.

We test the performance of our primary AM on NST data by combining it with an internal 5-gram LM in a beam search of size 64. The LM is trained on 13 million sentences from public sources. We achieve a word error rate (WER) of 2.87% and character error rate (CER) of 1.16% on the test set, showing that for sufficiently large, clean, generic datasets, these ASR models are rather successful. However, that is certainly not the case when working with small datasets containing noisy, topic-specific, unstructured conversational speech, which motivates the extensions in this work.

In the next section we describe how we augment our baseline system by introducing BERT models.

## III. N-BEST RESCORING

We distinguish between three main elements within the ASR system: acoustic model (AM), beam search (BS) and language model (LM).

The AM takes an audio segment  $x$  as input and outputs a matrix  $Z$  such that each element  $z_k^t$  represents the probability of token  $k$  at time  $t$ . The BS decodes  $Z$  into a set  $Y$  of the  $N$  best candidate transcripts, aided by an  $n$ -gram LM through *shallow fusion* [27]. That is,

$$P_{BS}(y|x) = P_{AM}(y|x) + \alpha P_{LM1}(y) + \beta WC(y), \quad (1)$$

where  $P_{AM}$  is the sum of path scores for the transcript as estimated by CTC prefix beam search [24],  $P_{LM1}$  is the transcript's probability according to a Kneser-Ney  $n$ -gram LM, and  $WC$  is a word count bonus.

Rather than training the LM on large external datasets, we obtain slightly better performance when training it solely on the transcripts used to fine-tune the AM. We thus observe that for domain-specific datasets, relevance (or topic overlap) compensates for abundance<sup>4</sup>.

We denote the highest-ranked transcript from the beam search as

$$y_* \equiv \operatorname{argmax}_{y \in Y} P_{BS}(y|x). \quad (2)$$

For the baseline system,  $y_*$  is returned as the final transcript, and its WER with respect to the ground truth  $y_{gt}$  is used as the evaluation metric.

We extend this system to perform N-best<sup>5</sup> rescoring of  $y \in Y$  with BERT to obtain the final ranking. To do that, we interpolate the scores from the beam search and the secondary language model (BERT):

$$P_{\text{rescored}}(y|x) = (1 - \gamma)P_{BS}(y|x) + \gamma P_{\text{BERT}}(y), \quad (3)$$

where  $\gamma$  is an adjustable weight parameter. The top candidate after rescoring is denoted by

$$y' \equiv \operatorname{argmax}_{y \in Y} P_{\text{rescored}}(y|x). \quad (4)$$

N-best rescoring does not make assumptions about the baseline ASR system, making the extension widely applicable. Instead, rescoring makes good use of the many candidate transcripts returned from the wide beam searches typical to CTC-based pipelines.

<sup>2</sup> <https://github.com/SeanNaren/deepspeech.pytorch>.

<sup>3</sup> <https://github.com/kpu/kenlm> version 35835f1.

<sup>4</sup> Our primary AM obtains its best results when combined with an LM trained on abundant external data, but this stems from the fact that the primary AM is trained on data covering an extensive variety of topics, similar to that covered by the external LM.

<sup>5</sup>  $N = 1024$  throughout the rest of this paper.

N-best rescoring exploits the fact that  $y_*$  in (2) is often a suboptimal choice of transcript from  $Y$ . To identify the upper performance bound, we can define an oracle rescoring algorithm that always selects the best transcript from those present in  $Y$ :

$$y_o \equiv \operatorname{argmin}_{y \in Y} \text{WED}(y_{\text{gt}}, y), \quad (5)$$

where WED is the word-level (Levenshtein) edit distance between two transcripts.

#### IV. BERT TRAINING STRATEGIES

We use BERT as described by [22]<sup>6</sup> as our rescoring language model in (3). A challenge in using BERT is that transcripts of spontaneous conversations read very differently from, for example, a novel. People use a very different sentence structure when speaking (such as incomplete sentences and repetitions) and a different choice of words, including fillers and hesitations. In dialogues there are also many cases of overlapping speech and interruptions. Thus the language representations built when training on written text are suboptimal for inference on conversations. To deal with this, BERT needs to be fine-tuned to the task at hand, and also learn spoken language. We propose three different strategies for training BERT, as explained below.

##### A. MLM & NSP

The simplest solution is to keep training BERT with the same objective used during pre-training [22], i.e. Masked Language Modeling (MLM) and Next Sentence Prediction (NSP). These training tasks are known to teach BERT a good language representation. Previous work such as [29] use a BERT variant trained on these tasks to score sentences and interpolate those LM scores to rescore the hypotheses from a LAS [25] acoustic model. Using the NSP head for scoring is straightforward, as it already outputs the probability directly. With the MLM output nodes, we can score sentences as follows [29]:

1. Pass the sequence  $y = y_1 \dots y_L$  through the model, masking the first position.
2. Among the output probabilities, note the probability of the token at the first position being the original token, denoted  $P(y_1 | y_2, \dots, y_L)$ .

3. Repeat for each remaining position in the sequence and calculate  $P(y) = \prod_{l=1}^L P(y_l | y_{\bar{l}})$ , where  $y_{\bar{l}}$  denotes all elements in the sequence except  $y_l$ .

##### B. Conversational NSP

In NSP as proposed by [22], BERT’s input is fully packed with text, with the separator being placed anywhere inside the input text, dividing it into segments rather than sentences. This reduces BERT’s ability to make use of the conversational aspect of our domain. To remedy this, we adapt the concept of NSP to conversations: positive samples are simply triplets of consecutive utterances, while negative samples are generated by replacing the third utterance with a different one.

In [30], they propose a sentence order prediction task with pairs of sentences which creates negative samples by swapping the order of the sentences in the pair. Other objectives are studied in [31], sampling contiguous sentences from the same document or from separate ones. Even though the results of [30, 31] improve with respect to the BERT baseline for the datasets they tested, these objectives are not suitable for our spontaneous conversational data: preliminary experiments indicate that sampling from the same conversation is too hard a task. We attribute this to our type of data, where overlapping speech often makes the sentence order ambiguous. In addition, quick turn-taking, short utterances and what appears to be sudden topic changes (without the presence of a much larger context and knowledge base) are ubiquitous. Hence, to make the task more feasible for BERT, we use triplets of utterances and create negative samples by replacing the third utterance by one from another dialogue.

##### C. Disambiguation

With the training tasks proposed so far, there is an apparent train-inference mismatch: the N-best lists primarily contain variations of the same text, often with only a few words differing. Spelling and grammatical errors are also far more common, neither of which are captured by the preceding tasks.

To remedy this, we propose a disambiguation task where BERT’s classification head is trained to distinguish the best transcript available from similar candidates. Given a dataset  $\mathcal{D}$  of candidate transcripts  $Y$  and ground-truth conversational context  $c$ , we optimize

$$\min_{\theta} \sum_{(c, Y) \in \mathcal{D}} \left[ \mathcal{L}(1, P_{\text{BERT}_{\theta}}(\tilde{y} | c)) + \sum_{y \neq \tilde{y}} \mathcal{L}(0, P_{\text{BERT}_{\theta}}(y | c)) \right]$$

where  $\mathcal{L}$  is the cross-entropy loss function and  $\tilde{y}$  is either the ground truth  $y_{\text{gt}}$  or  $y_o$  in eq. (5). As we will show

<sup>6</sup> We use the implementation by [28], in particular the model available at <https://huggingface.co/NbAiLab/nb-bert-base/tree/6aad23f6c2ed0df8498397175ec07d497f6319a1>, pre-trained in Norwegian.

in §VI, using  $\tilde{y} = y_o$  as the target is more reliable than  $\tilde{y} = y_{gt}$ . Indeed,  $y_{gt}$  is sometimes very distinct from the predicted transcripts in  $Y$ , which makes the task rather easy and far from reality at inference time.

The sum in the second term is over the remaining transcripts in  $Y$ . To avoid a high imbalance, we sum over only two randomly sampled transcripts with strictly higher WER than  $y_o$ , which yields a better performance on test.

## V. DATA

As mentioned earlier, our research on LMs focuses on the low-resource data domain with respect to three dimensions: language (Norwegian), tone (spontaneous, conversational), and topics (parliament proceedings and customer service phone calls). The NST dataset used to train the primary AM is however more standard in tone and topics, consisting of grammatically correct, planned, noise-free speech.

A particularly challenging aspect of the Norwegian language is that it has two official written standards, a notably rich spectrum of spoken dialects [32], and no unequivocal correspondence between many dialect words and the official written form. Thus, transcribers usually follow certain conventions to ensure consistency and produce transcriptions as faithful as possible to the speech while adapting to the written standards. This is one of the core problems in ASR for Norwegian, in addition to data scarcity.

The datasets we used are described below and relevant properties are displayed in table I:

### NPSC: Norwegian Parliamentary Speech Corpus.

This public<sup>7</sup> dataset contains 58h of official proceedings from plenary meetings at the Norwegian parliament, reduced to 52h after cleaning. Recordings and transcriptions are split into sentences. Importantly, inaudible and/or unintelligible sounds and words, as well as fillings and hesitations, are transcribed as the blank token<sup>8</sup>. The split in train, evaluation and test sets was made by placing entire plenary sessions into different sets so that the topics also are split as much as possible, making the test closer to real situations.

**TNCS: Telenor Norway Customer Service.** This internal dataset contains 149 conversations with the Norwegian customer service call center of Telenor. Recordings are made in two channels (customer and agent).

		NPSC	TNCS	NST
Number of utterances	Train	23720	8532	180237
	Eval	1279	1065	20321
	Test	1378	940	3370
Avg. tokens per utterance	Train	18.77	11.46	11.54
	Eval	22.93	10.96	10.05
	Test	18.9	10.66	11.70
Blank tokens (%)		2.44	5.36	0
Vocabulary size $ V $		26890	4368	78221
OOV test (%)		2.77	5.24	0.95

TABLE I. Data specifications. A “blank token” is used to transcribe unintelligible sounds, fillings, and hesitations. “Vocabulary size” denotes the number of unique words in the data. “OOV test” is the percentage of words in the test set not found in the rest of the dataset (out-of-vocabulary).

For each channel, we divide the audio into shorter utterances<sup>9</sup>. There is a substantial amount of overlapping speech and interruptions, making the sentence order ambiguous, which is especially relevant when training BERT with conversational context. Furthermore, that and the spontaneous tone cause the data to have a highly ungrammatical structure, making the LMs’ task much harder. In addition, names, addresses and telecommunications-specific terms on the test data are mostly OOV tokens, so in that case the decoder outputs out-of-context candidates due to vocabulary constraints. Noise, mumbling or unintelligible speech is transcribed as the blank token. The train-eval-test split was made by placing entire conversations into different sets.

One important feature of the TNCS data is that the distribution of number of tokens per utterance is extremely skewed towards low values and with a very large tail, despite having an average similar to NST data. This is natural for customer service conversations where quick turn-taking occurs, as well as long explanations. We will see this has a notable impact on our results.

**NST: Nordic Speech Technology.** This public<sup>10</sup> dataset is only used to train the primary AM, hence we just describe the relevant details. After processing we retain 339h of data divided into (300, 33, 6) hours for (train, evaluation, test) sets. In particular, for train and evaluation sets, we remove utterances with less than three words and those just containing three repetitions of the same word. For testing we select only fully grammatical, complete sentences.

Let us emphasize a point made earlier related to domain-specific, low-resource data. We have tested combinations

<sup>7</sup> Datasets and documentation are available from <https://www.nb.no/sprakbanken/en/resource-catalogue/oai-nb-no-sbr-58/>. We note that at the time we performed this work, only the beta version was available, containing 58h in contrast to the 140h available at the time of writing.

<sup>8</sup> This is not to be confused with the blank token used by the CTC decoder, which signals a separation between tokens.

<sup>9</sup> We use the WebRTC VAD Python package available from <https://github.com/wiseman/py-webrtcvad>.

<sup>10</sup> Datasets and documentation available at <https://www.nb.no/sprakbanken/en/resource-catalogue/oai-nb-no-sbr-13/>.

of the above datasets to increase the amount of training data for the LMs (both n-gram and BERT) and reduce the OOV rate. Our results show that in the case of low-resource data, specificity beats abundance, i.e. introducing additional data that contains different topics and patterns pollutes the inference results rather than improving them.

## VI. EXPERIMENTS AND RESULTS

We test several variations of shallow fusion with n-gram language models and N-best rescoring strategies with BERT. First, we train a baseline AM with greedy decoding<sup>11</sup> by fine-tuning the primary AM described in §II. Next, we replace the greedy decoding with beam search, which is run with and without n-gram fusion. Then, we rescore the N-best lists from each beam search output using several BERT models trained on different tasks. We publish our source code<sup>12</sup> to make our results reproducible and to encourage further research.

Our results report the total WER as the total edit distance for all samples divided by the total number of words. This penalizes every mistake equally as opposed to averaged utterance-level WER, that places higher penalties on errors in short transcripts. This distinction is particularly important for our results on the TNCS dataset, where a large portion of the transcripts are very short. For N-best rescoring, we use the WER recovery rate (WERR) to measure improvements with respect to the gold standard (oracle). In the context of N-best rescoring as described in §III, it is defined as

$$\text{WERR}(y') = \frac{\text{WER}(y_*) - \text{WER}(y')}{\text{WER}(y_*) - \text{WER}(y_o)}, \quad (6)$$

where  $y_o$  is the closest transcript to the ground truth and  $y_*, y'$  are the top-ranked transcripts before and after rescoring, respectively.  $\text{WER}(\cdot)$  is measured with respect to the ground truth  $y_{\text{gt}}$ .

### A. Setup

For the beam search, we use a highly optimized, data-parallel beam search implementation<sup>13</sup>. We represent the beam search as a prefix tree, denoting the N highest-ranking nodes “beam nodes”. At each time step, all non-beam nodes without beam node descendants are pruned.

At every time step, we consider adding every possible character to every beam node, except for characters only leading to OOV words. If the new character is non-blank<sup>14</sup>, we add the n-gram and word count bonuses.

For BERT, we use a batch size of 768 and otherwise apply the hyperparameters listed under BERT<sub>base</sub> in [22]. Due to the difference in size and topics across our data, training on multiple datasets simultaneously negatively impacts performance. Hence, when we list a BERT model trained on multiple datasets, this is to be understood as sequential training.

### B. Hyperparameter tuning

We perform hyperparameter tuning in two stages: first the beam search parameters, and then the rescoring interpolation parameter, see §III.

For the beam search parameters, we perform different random searches for each task on the evaluation sets using Optuna [33]:

- Tune  $\alpha$  and  $\beta$ , minimizing  $\sum \text{WED}(y_*, y_{\text{gt}})$ . The parameters found are used to report baseline WER for shallow fusion.
- Tune  $\alpha$  and  $\beta$ , minimizing  $\sum \text{WED}(y_o, y_{\text{gt}})$ . These parameters are used in rescoring experiments.

Using the optimal beam search parameters, we rescore all candidates in  $Y$  using BERT. We then perform a grid search for  $\gamma \in [0, 0.5]$  with step size 0.001.

### C. N-best rescoring

Table II shows rescoring performance for the various BERT fine-tuning strategies. For the sake of time efficiency, not all experiments are performed on both datasets, since our tests indicated that conclusions hold across our datasets.

On the one hand, the conversational NSP (C-NSP) objective does not help in rescoring, which we detail in §VID. On the other hand, the disambiguation task improves performance significantly. This shows that more realistic training of attention-based LMs does matter. In line with [22], we found that BERT learns a sufficient language representation to adapt to new writing styles and language use with only minimal fine-tuning.

The fact that the optimal value of  $\gamma$  for test and evaluation is different is due to the small size of the datasets, which causes a significant variance among the splits.

<sup>11</sup> The optimization scheme of the AM is based on constant learning rate annealing, hence does not depend on the decoding strategy.

<sup>12</sup> <https://gitlab.com/sburud/master>.

<sup>13</sup> <https://github.com/parlance/ctcdecode>.

<sup>14</sup> In CTC decoding, a blank token is used to separate tokens, see [24] for details. Not to be confused with the blank tokens used in the transcriptions as described in §V.

Decoding strategy	TNCS		NPSC	
	WER	WERR	WER	WERR
Greedy decode	48.86	-	37.70	-
BS with vocabulary	38.44	-	30.70	-
BS with 2-gram	33.27	-	23.39	-
+ Conversational NSP	33.27	0	-	-
+ Disamb. no context	32.99	3.33	-	-
+ Disamb. short context	<b>32.80</b>	5.60	22.54	11.99
+ Disamb. long context	33.09	2.14	<b>20.75</b>	37.24
+ <i>Oracle rescorer</i>	<i>24.87</i>	<i>100</i>	<i>16.30</i>	<i>100</i>
BS with 6-gram	32.96	-	23.05	-
+ Disamb. short context	<b>32.74</b>	3.09	22.26	11.37
+ Disamb. long context	-	-	<b>20.64</b>	34.68
+ <i>Oracle rescorer</i>	<i>25.84</i>	<i>100</i>	<i>16.10</i>	<i>100</i>

TABLE II. Results obtained with the different decoding strategies on test sets. Note that the value of  $\gamma$  used to report results on the *test* data is obtained from minimizing WER on the *evaluation* data for each experiment. We use the total WER evaluated on the test split of each dataset, and report numbers as percentages. WERR is calculated for each block using the plain BS + n-gram model as baseline and the corresponding oracle rescorer as the gold standard, see (6).

#### Disambiguation with conversational context

Much of the rescoring improvements rely on the presence of conversational context. As shown in Table II, introducing just two utterances of conversational context already improves rescoring results.

For the TNCS data, extending the context to five utterances reduced performance, see Figure 1. Indeed, for unstructured conversations with quick turn-taking and topic changes, too long a context misleads BERT.

In contrast, NPSC benefits greatly from the longer context, obtaining 37.24% and 34.68% WERR after rescoring

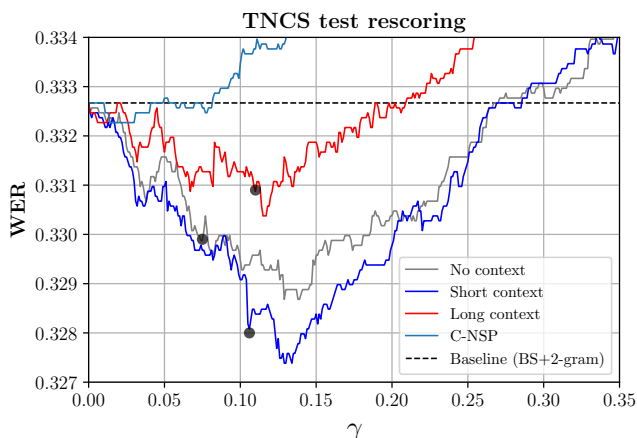


FIG. 1. WER as a function of  $\gamma$  on the TNCS test set. Reported values (grey dots) correspond to those in Table II, where the value of  $\gamma$  is given by optimizing on the evaluation set. In the case of C-NSP, no improvement is reported since performance is consistently worse than the baseline on the evaluation set, even when small gains are observed on test.

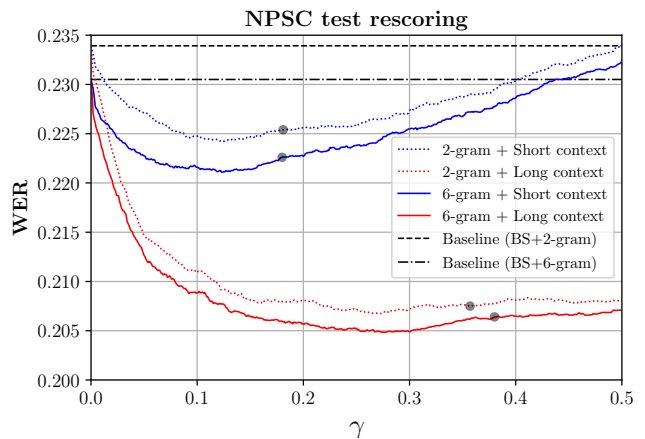


FIG. 2. WER as a function of  $\gamma$  on the NPSC test set. Grey dots correspond to reported values in Table II, given by the optima on evaluation data.

ing 2- and 6-gram shallow fusion models, respectively. With the longer context, significantly higher values for the interpolation weight  $\gamma$  are favoured, as shown in Figure 2. The improvements plateaued around  $\gamma \approx 0.2$ , but unlike the other experiments, a much higher  $\gamma$  value was needed before we observed performance degradation. We attribute this to the long-form speeches being much more similar to the pre-training data. Further, the debates focus on a specific topic and are more structured, making it more likely that previous context is relevant when rescoring the current hypotheses.

#### Sequence length and bounds for improvements

For long utterances, the ratio between potential transcripts and  $N$  grows quickly, making the gap between upper and lower WER bounds rather narrow. On the other hand, CTC beam search will perform a near exhaustive search for short utterances, giving a much wider gap. This can be seen in figure 3, which shows the empirical WER bounds as a function of utterance length, along with  $\text{WER}(y_*)$  (baseline), and  $\text{WER}(y')$ , obtained after N-best rescoring with BERT fine-tuned on disambiguation with short or long context.

When increasing the context size available to BERT from two to five utterances, figure 3 clearly shows that the results improve more for shorter than longer utterances. Our interpretation is that short utterances are less prone to topic changes, often containing answers or follow-up questions, and thus are more consistent with the context. If we add to this having large part of the search space available, the task for BERT becomes easier.

For long sequences the gap between the best and worst transcripts is rather narrow due to the little variation among candidates. This severely limits BERT’s ability to improve the results.

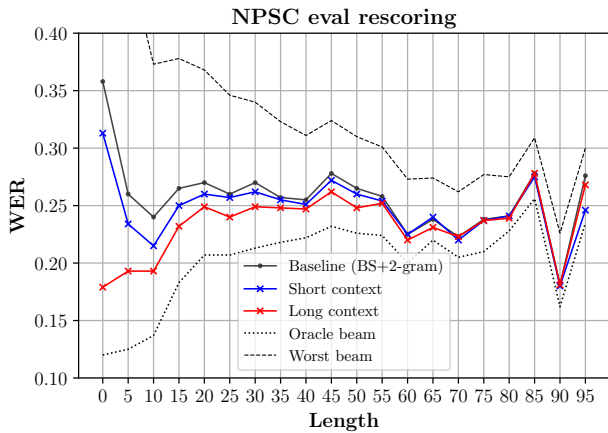


FIG. 3. Total WER as a function of  $y_{gt}$  word count (length) for the NPSC evaluation set. Bin  $i$  denotes lengths within the interval  $[i, i + 4]$ . “Short (long) context” rescors the baseline candidates with a disambiguation-BERT model fine-tuned with two (five) context utterances.

#### D. ASR-independent disambiguation with BERT

We have explored different training schemes for BERT. In section VIC we presented our results from integrating BERT as an LM for rescoring, and evaluated the WER on ASR. Here we provide a deeper analysis of how those BERT fine-tuning strategies perform during disambiguation of ASR hypotheses *independently* of the scores given by the AM and n-gram LM.

In order to do that, we take the BERT models fine-tuned on C-NSP (see §IVB) or disambiguation (see §IVC) with short context and give them two ASR hypotheses:  $y_o$  and another one from within the same beam. Then we measure their accuracy on the task of identifying  $y_o$  under different training conditions. The difference with respect to N-best rescoring is that we only provide two candidates and a flat prior (same initial score).

Our findings are summarized in Table III. Naturally, the (C-)NSP objective fails in the disambiguation task: the context representations learnt during (C-)NSP training are not useful for disambiguation, as the task at hand is substantially different. This is the main motivation to

Training data/objective	Acc	TPR	TNR
Base model NSP	47.95	92.27	3.63
TNCS C-NSP	52.33	52.98	51.68
TNCS Disamb. $y_o$	80.96	91.71	70.20
NPSC Disamb. $y_o$	74.86	87.24	62.48
+ TNCS Disamb. $y_o$	<b>82.17</b>	89.94	74.39
+ TNCS Disamb. $y_{gt}$	79.05	81.25	75.00

TABLE III. Text-only disambiguation accuracy on a balanced TNCS evaluation set with 2-utterance context. TPR/TNR are the true positive and negative rate, respectively. All values are given in percentage points.

introduce the disambiguation task for rescoring. However we will see below that C-NSP almost reaches human accuracy at the task it is trained for, even when fine-tuned with small and noisy data such as our TNCS set.

On the other hand, disambiguation fine-tuning leads to substantial improvements. Results are, as expected, better when the training data is from the same dataset as the evaluation set (TNCS), but still we see a significant uplift when training only on NPSC with respect to the base model. Further training on conversational data from TNCS consistently improves results. As argued earlier, using the oracle transcript  $y_o$  during training is better than using the ground truth  $y_{gt}$ , since the former situation is more similar to the task at hand.

These analyses confirm the rescoring results presented in §VIC and shed light on their interpretation. Despite the high accuracy of disambiguation-BERT on this task, during N-best rescoring the amount of negative samples is much larger. More importantly, BERT’s score is little significant when the AM and n-gram LM provide confident predictions, even if they are wrong. This results in a relatively low optimal value for  $\gamma$  especially on the TNCS data. Conversely, higher  $\gamma$  values lead to BERT overriding the AM and n-gram predictions in favour of likely incorrect predictions based purely on language and conversational context, ignoring what is actually said.

#### Conversational NSP and human performance

We now evaluate C-NSP fine-tuned BERT models on the task they were trained for, and analyze how the nature of the training data affects their performance on TNCS data. As shown in Table IV, the accuracy notably increases once BERT is exposed to the relevant conversational data, even with such a little amount of it.

C-NSP model	Acc
Base	53.13
NPSC	59.38
TNCS	68.75
Human	70.31

TABLE IV. C-NSP accuracy (%) on 64 evaluation samples from a balanced C-NSP set from TNCS evaluation data. The human was not fine-tuned on this task nor exposed to the evaluation samples beforehand.

When we attempted the C-NSP task ourselves, we found it to be surprisingly tricky. Most samples required heavy use of domain knowledge, both in the form of common patterns in phone conversations and facts specific to telecommunications. This makes the results of C-NSP quite impressive, nearly reaching human accuracy on such highly unstructured conversational data, although the learnt representations help little in transcript disambiguation and rescoring.

## VII. CONCLUSIONS AND FUTURE WORK

We presented novel, efficient techniques to rescore ASR candidates using a large pre-trained BERT model. These techniques require little fine-tuning and are particularly useful in the low-resource domain, since we only fine-tune with the few training transcriptions available for ASR.

In particular, disambiguation-BERT makes use of past conversational context and is trained to identify the best transcript among hypotheses. Applying it for rescoring leverages WER relative recoveries of over 37% when transcribing parliamentary debates. For spontaneous phone conversations improvements are more modest due to the quick turn-taking and topic changes, which also makes the model prefer less conversational context.

In the case of conversational NSP, the task is rather difficult for humans as well. Even so, a BERT model fine-tuned on C-NSP is only 2.2% worse than a human, although the language representations learnt are not as useful for the rescoring of ASR hypotheses.

Our analyses also reveal that the contribution of disambiguation-BERT in rescoring could be further optimized, since  $\gamma$  is optimized given a whole evaluation set rather than for each utterance. That is, one could identify when the beam search scores from the AM and n-gram LM have low confidence, and set a higher weight on BERT's contribution in those cases. Such tighter integration will be the subject of future work.

For long utterances, ASR hypotheses are very similar to each other, since early variations are more likely to be pruned during decoding. This makes the task or the LMs much harder and limits their potential. We did some preliminary investigations<sup>15</sup> on the inclusion of a diversity bonus in the beam search inspired by work in image captioning [34], with the aim of forcing the beam search to explore different modes and increase the variability among candidates. This could potentially give higher-quality beams and enable, among other benefits, rescoring improvements independently of the rescoring technique used. In future work we will report on our investigations and the effect of beam diversity in ASR.

In this work we have exploited the large gap between the top-ranked transcription and the oracle transcript in low-resource conversational ASR. Our findings contribute to reducing that gap without modifying the acoustic model, although modifications of that component will also be investigated in future work. Of particular interest in our low-resource domain are end-to-end architectures that make better use of the information contained in the (limited) data available for ASR training, in addition to exploiting the language representations provided by large pre-trained language models.

## ACKNOWLEDGEMENTS

We are thankful for feedback and enlightening discussions with Knut Kvale, Ole Jakob Mengshoel, Massimiliano Ruocco, Giampiero Salvi, Marco Siniscalchi and Torbjørn Svendsen. We are very grateful to Knut Kvale for his valuable collaboration on transcribing Telenor conversational data. We also wish to thank Petr Taborsky for collaboration during the initial stages of this work on training the acoustic models, and to Weiqing Zhang for technical support related to the GPU servers.

This work was partially carried out as part of SB's master thesis [35]. PO has been partially supported by the Norwegian Research Council through the IKTPLUSS grant for the SCRIBE project (KSP21PD).

- 
- [1] A. Graves, Sequence transduction with recurrent neural networks, *CoRR* **1211.3711** (2012).
  - [2] J. Chorowski, D. Bahdanau, D. Serdyuk, K. Cho, and Y. Bengio, Attention-based models for speech recognition, *CoRR* **1506.07503** (2015).
  - [3] D. Amodei, R. Anubhai, E. Battenberg, C. Case, J. Casper, B. Catanzaro, J. Chen, M. Chrzanowski, A. Coates, G. Diamos, E. Elsen, J. H. Engel, L. Fan, C. Fougner, T. Han, A. Y. Hannun, B. Jun, P. LeGresley, L. Lin, S. Narang, A. Y. Ng, S. Ozair, R. Prenger, J. Raiman, S. Satheesh, D. Seetapun, S. Sengupta, Y. Wang, Z. Wang, C. Wang, B. Xiao, D. Yogatama, J. Zhan, and Z. Zhu, Deep speech 2: End-to-end speech recognition in English and Mandarin., *CoRR* **1512.02595** (2015).
  - [4] S. Watanabe, T. Hori, S. Kim, J. Hershey, and T. Hayashi, Hybrid CTC/attention architecture for end-to-end speech recognition, *IEEE Journal on Selected Topics in Signal Processing* **11**, 1240 (2017).
  - [5] L. Dong, S. Xu, and B. Xu, Speech-transformer: A non-recurrence sequence-to-sequence model for speech recognition, in *2018 IEEE International Conference on Acoustics, Speech and Signal Processing (ICASSP)* (2018) pp. 5884–5888.
  - [6] G. Synnaeve, Q. Xu, J. Kahn, E. Grave, T. Likhomanenko, V. Prapat, A. Sriram, V. Liptchinsky, and R. Collobert, End-to-end ASR: from supervised to semi-supervised learning with modern architectures, *CoRR* **1911.08460** (2019).
  - [7] S. Latif, R. Rana, S. Khalifa, R. Jurdak, J. Qadir, and B. W. Schuller, Deep representation learning in speech processing: Challenges, recent advances, and future trends, *CoRR* **2001.00378** (2020).
  - [8] J. D. Williams, Exploiting the ASR n-best by tracking multiple dialog state hypotheses, in *Proc. Interspeech 2008* (2008) pp. 191–194.
  - [9] M. Singh, Y. Oualil, and D. Klakow, Approximated and Domain-Adapted LSTM Language Models for First-Pass Decoding in Speech Recognition, in *Proc. Interspeech 2017* (2017) pp. 2720–2724.
  - [10] A. Ogawa, M. Delcroix, S. Karita, and T. Nakatani, Rescoring N-best speech recognition list based on one-

<sup>15</sup> <https://gitlab.com/sburud/master/-/tree/master/speechlm/ctc-decode>.

- on-one hypothesis comparison using encoder-classifier model, in *2018 IEEE International Conference on Acoustics, Speech and Signal Processing (ICASSP)* (2018) pp. 6099–6103.
- [11] H. Huang and F. Peng, An empirical study of efficient ASR rescoring with transformers, *CoRR* **1910.11450** (2019).
  - [12] A. Shenoy, S. Bodapati, M. Sunkara, S. Ronanki, and K. Kirchhoff, "What's the context?" : Long context NLM adaptation for ASR rescoring in conversational agents, *CoRR* **2104.11070** (2021).
  - [13] S. Chiu and B. Chen, Innovative bert-based reranking language models for speech recognition, *CoRR* **2104.04950** (2021).
  - [14] S. Chiu, T. Lo, and B. Chen, Cross-sentence neural language models for conversational speech recognition, *CoRR* **2106.06922** (2021).
  - [15] G. Ji and J. Bilmes, Multi-speaker language modeling, in *Proceedings of HLT-NAACL 2004: Short Papers* (Association for Computational Linguistics, USA, 2004) p. 133–136.
  - [16] W. Xiong, L. Wu, J. Zhang, and A. Stolcke, Session-level language modeling for conversational speech, in *Proceedings of the 2018 Conference on Empirical Methods in Natural Language Processing* (Association for Computational Linguistics, Brussels, Belgium, 2018) pp. 2764–2768.
  - [17] S. Kim and F. Metze, Dialog-context aware end-to-end speech recognition, *CoRR* **1808.02171** (2018).
  - [18] S. Kim, S. Dalmia, and F. Metze, Cross-attention end-to-end ASR for two-party conversations, in *INTER-SPEECH* (2019) pp. 4380–4384.
  - [19] A. Shenoy, S. Bodapati, and K. Kirchhoff, ASR adaptation for e-commerce chatbots using cross-utterance context and multi-task language modeling, *Proceedings of The 4th Workshop on e-Commerce and NLP* 10.18653/v1/2021.ecnlp-1.3 (2021).
  - [20] M. E. Peters, M. Neumann, M. Iyyer, M. Gardner, C. Clark, K. Lee, and L. Zettlemoyer, Deep contextualized word representations, *CoRR* **1802.05365** (2018).
  - [21] A. Radford, K. Narasimhan, T. Salimans, and I. Sutskever, Improving language understanding by generative pre-training (2018).
  - [22] J. Devlin, M. Chang, K. Lee, and K. Toutanova, BERT: pre-training of deep bidirectional transformers for language understanding, *CoRR* **1810.04805** (2018).
  - [23] T. B. Brown, B. Mann, N. Ryder, M. Subbiah, J. Kaplan, P. Dhariwal, A. Neelakantan, P. Shyam, G. Sastry, A. Askell, S. Agarwal, A. Herbert-Voss, G. Krueger, T. Henighan, R. Child, A. Ramesh, D. M. Ziegler, J. Wu, C. Winter, C. Hesse, M. Chen, E. Sigler, M. Litwin, S. Gray, B. Chess, J. Clark, C. Berner, S. McCandlish, A. Radford, I. Sutskever, and D. Amodei, Language models are few-shot learners, *CoRR* **2005.14165** (2020).
  - [24] A. Graves, S. Fernández, F. Gomez, and J. Schmidhuber, Connectionist temporal classification: Labelling unsegmented sequence data with recurrent neural networks, in *Proceedings of the 23rd International Conference on Machine Learning, ICML '06* (Association for Computing Machinery, New York, NY, USA, 2006) p. 369–376.
  - [25] W. Chan, N. Jaitly, Q. Le, and O. Vinyals, Listen, attend and spell: A neural network for large vocabulary conversational speech recognition, in *2016 IEEE International Conference on Acoustics, Speech and Signal Processing (ICASSP)*, pp. 4960–4964.
  - [26] K. Heafield, I. Pouzyrevsky, J. H. Clark, and P. Koehn, Scalable modified Kneser-Ney language model estimation, in *Proceedings of the 51st Annual Meeting of the Association for Computational Linguistics* (Association for Computational Linguistics) pp. 690–696.
  - [27] Ç. Gülçehre, O. Firat, K. Xu, K. Cho, L. Barrault, H. Lin, F. Bougares, H. Schwenk, and Y. Bengio, On using monolingual corpora in neural machine translation, *CoRR* **1503.03535** (2015).
  - [28] T. Wolf, L. Debut, V. Sanh, J. Chaumond, C. Delangue, A. Moi, P. Cistac, T. Rault, R. Louf, M. Funtowicz, J. Davison, S. Shleifer, P. von Platen, C. Ma, Y. Jernite, J. Plu, C. Xu, T. L. Scao, S. Gugger, M. Drame, Q. Lhoest, and A. M. Rush, Transformers: State-of-the-art natural language processing, in *Proceedings of the 2020 Conference on Empirical Methods in Natural Language Processing: System Demonstrations* (Association for Computational Linguistics, 2020) pp. 38–45.
  - [29] J. Shin, Y. Lee, and K. Jung, Effective sentence scoring method using BERT for speech recognition (PMLR) pp. 1081–1093.
  - [30] Z. Lan, M. Chen, S. Goodman, K. Gimpel, P. Sharma, and R. Soricut, ALBERT: A lite BERT for self-supervised learning of language representations, *CoRR* **1909.11942** (2019).
  - [31] Y. Liu, M. Ott, N. Goyal, J. Du, M. Joshi, D. Chen, O. Levy, M. Lewis, L. Zettlemoyer, and V. Stoyanov, Roberta: A robustly optimized BERT pretraining approach, *CoRR* **1907.11692** (2019).
  - [32] M. Skjekkeland, *Dialektlandet* (2010).
  - [33] T. Akiba, S. Sano, T. Yanase, T. Ohta, and M. Koyama, Optuna: A next-generation hyperparameter optimization framework, in *Proceedings of the 25th ACM SIGKDD International Conference on Knowledge Discovery & Data Mining* (Association for Computing Machinery) pp. 2623–2631.
  - [34] A. Vijayakumar, M. Cogswell, R. Selvaraju, Q. Sun, S. Lee, D. Crandall, and D. Batra, Diverse beam search for improved description of complex scenes, in *Proceedings of the AAAI Conference on Artificial Intelligence*, Vol. 32.
  - [35] S. Burud, Conversational language models for low-resource speech recognition (June 2021), MSc thesis, Department of Computer Science, NTNU.