

Searching for TeV gamma-ray emission from SGR 1935+2154 during its 2020 X-ray and radio bursting phase

H.E.S.S. COLLABORATION

ABSTRACT

Magnetar hyperflares are the most plausible explanation for fast radio bursts (FRB) — enigmatic powerful radio pulses with durations of several milliseconds and high brightness temperatures. The first observational evidence for this scenario was obtained in 2020 April when a FRB was detected from the direction of the Galactic magnetar and soft gamma-ray repeater SGR 1935+2154. The FRB was preceded by two gamma-ray outburst alerts by the BAT instrument aboard the Swift satellite, which triggered follow-up observations by the High Energy Stereoscopic System (H.E.S.S.). H.E.S.S. has observed SGR 1935+2154 for 2 hr on 2020 April 28. The observations are coincident with X-ray bursts from the magnetar detected by INTEGRAL and Fermi-GBM, thus providing the first very high energy (VHE) gamma-ray observations of a magnetar in a flaring state. High-quality data acquired during these follow-up observations allow us to perform a search for short-time transients. No significant signal at energies $E > 0.6$ TeV is found and upper limits on the persistent and transient emission are derived. We here present the analysis of these observations and discuss the obtained results and prospects of the H.E.S.S. follow-up program for soft gamma-ray repeaters.

Keywords: Soft gamma-ray repeater – Fast Radio Burst – H.E.S.S. – VHE gamma-rays

1. INTRODUCTION

Soft gamma-ray repeaters (SGR) and anomalous X-ray pulsars (AXPs) are associated with highly magnetized neutron stars or magnetars. They generate bursts of emission at irregular time intervals. The crust of the neutron star is thought to break owing to the intense shifts of the ultrastrong magnetic field causing the emission of hard X-rays and gamma rays. During these short (~ 0.1 s) bursts, the brightness of these objects can increase by a factor of 1000 or more. Within this category, the most extreme giant flares are so intense that in the case of the 2004 27 December event from SGR 1806-20, they can influence the Earth's ionosphere and magnetic field (e.g., Inan et al. 2007).

1.1. SGRs and Nonthermal emission

For many years it was unclear whether nonthermal emission mechanisms are involved in these burst activi-

ties. Recently the Large Area Telescope (LAT) aboard the Fermi satellite detected GeV gamma-ray emission from an extragalactic magnetar in the Sculptor galaxy group (Fermi-LAT Collaboration et al. 2021). The location of the recorded burst is consistent with several galaxies, including the starburst galaxy NGC 253 (the Sculptor galaxy) at 3.5 Mpc distance. The unusually long delay (19 s) of the GeV emission from the first spike and quasi-periodic oscillation seen in the MeV signal suggest a giant magnetar flare causing gamma emission well outside the magnetar's light cylinder radius. At present, the GeV radiation is attributed to optically thin synchrotron emission, suggesting the presence of relativistic electrons.

The potential for very high energy (VHE) gamma emission from extraordinary giant magnetar flares has been discussed, for example, in the context of SGR 1806–20 as a possible hadronic accelerator (Ioka et al. 2005). In the case of accelerated electrons, the strong magnetic field of the emission region could induce electron–positron pair cascades that can quench any VHE gamma-ray emission. This internal absorption of VHE photons can be avoided if the emission region

Corresponding author: H. Ashkar, D. Kostunin, G. Rowell and F. Schüssler
contact.hess@hess-experiment.eu

is located far away from the surface of the magnetar. This is realized, for example, in the trapped fireball scenario (Thompson & Duncan 2001). So far, searches for VHE emission (variable or persistent) from the magnetars SGR 1806–20, 4U 0142+61 and 1E 2259+5864 have not revealed any detections (Aleksić, J. et al. 2013; H. E. S. S. Collaboration et al. 2018).

1.2. *Fast radio bursts and magnetars*

Fast radio bursts (FRBs) are powerful radio pulses with a duration of several milliseconds with high brightness temperatures suggesting a coherent emission mechanism (Petroff et al. 2019). It is believed that FRBs are of extragalactic origin. Over the past few years a rapidly growing number of FRBs have been detected in the radio band, including repeating ones (Petroff et al. 2016). Various theoretical emission and source models were put forward since the first detection of these enigmatic bursts (Zhang 2020). Magnetars are proposed as sources of FRBs (Popov & Postnov 2010). For example, some magnetars could produce FRBs through strongly magnetized pulses that interact with the material in the surrounding nebula and produce synchrotron maser emission (e.g. Lyubarsky 2014; Metzger et al. 2019; Beloborodov 2020). Some models suggest that repeating FRBs are generated not far from the surface of the magnetar through ultrarelativistic internal shocks and blast waves in the magnetar wind associated with flares (e.g. Beloborodov 2017).

1.3. *Past observations of FRBs with Imaging Atmospheric Cerenkov Telescopes*

The High Energy Stereoscopic System (H.E.S.S.) is an array of one 28 m and four 12m imaging atmospheric Cerenkov telescopes (IACTs) located in the Khomas Highland in Namibia at an altitude of 1835 m. It is capable of detecting VHE gamma rays from energies of a few tens of GeV to 100 TeV. In the past, H.E.S.S. targeted two FRBs, FRB 20150215 (Petroff et al. 2017) and FRB 20150418 (H.E.S.S. Collaboration et al. 2017) with several hours to days of delay. No significant VHE emission was found from either observations. Simultaneous observations of repeating and nonrepeating FRBs with IACTs and radio telescopes did not reveal gamma-ray counterparts: VERITAS observed FRB 20121102 and FRB 180814.J0422+73 simultaneously with the Green Bank Telescope, detecting 15 radio bursts during the campaign (Holder & Lynch 2019). MAGIC observed FRB 20121102 simultaneously with Arecibo, which detected five radio bursts (Acciari et al. 2018).

1.4. *SGR 1935+2154*

Following its discovery in 2014 (Cummings et al. 2014), SGR 1935+2154 has probably become the most burst-active SGR, emitting dozens of X-ray bursts over the past few years (Lin et al. 2020a). SGR 1935+2154 is associated with the middle-aged galactic SNR G57.2+0.8 at a distance of about 6.6 kpc (Zhou et al. 2020). In 2020 late April and May SGR 1935+2154 showed renewed X-ray burst activity culminating with a “forest of bursts” as detected by BAT on board the Neil Gehrels Swift Observatory. Many other X-ray and soft gamma-ray telescopes (Fermi-GBM, INTEGRAL, sAGILE, HXMT, Konus-Wind, NICER) also reported sustained bursting activity into late May.

This situation became considerably more interesting with the detection of short, intense radio bursts from the direction of SGR 1935+2154. Two millisecond-duration radio bursts (FRB 20200428) were detected, the first burst being a double-peaked one detected by CHIME and STARE2 (Bochenek et al. 2020; CHIME/FRB Collaboration et al. 2020) on 2020 April 28, at 14:34:33 UTC and the second burst by FAST (Zhang et al. 2020a) on April 30, at 21:43:00 UTC. The radio energy released under the assumption of an isotropic emission of the bursts at 6.6 kpc is about 10^{34} - 10^{35} erg, just below the low end of the extragalactic FRB distribution observed so far. After removing the radio dispersion delay, the timing of the first radio burst appears to line up very well with one of the bright X-ray bursts seen by AGILE (Tavani et al. 2021), Konus-Wind (Ridnaia et al. 2021), INTEGRAL (burst G in Mereghetti et al. 2020) and Insight-HXMT (Insight-HXMT 2020; Zhang et al. 2020c). This coincidence is the first evidence that magnetars are linked to FRBs, or at least a subset of (repeating) bursts. It is also shown that the X-ray bursts overlapping the double-peaked CHIME radio burst have an unusually hard spectrum, and it is suggested that these X-rays and the radio bursts arise from a common scenario (Ridnaia et al. 2021). Furthermore, the non-thermal nature of the Insight-HXMT burst (Li et al. 2021) points to the production of multi-TeV electrons. Multi-GeV to TeV gamma-ray emission via the inverse-Compton process may then accompany this X-ray emission.

We here report on searches for VHE gamma-ray emission associated with the flares of SGR 1935+2154 with H.E.S.S. during the period of high activity on 2020 April 28. This paper is organized as follows: Sec. 2 describes the H.E.S.S. observations and provides an overview of MWL observations of SGR 1935+2154. Sec. 3 presents the H.E.S.S. data analysis and results. Sec. 4 discusses our findings, which are concluded in Sec. 5.

2. OBSERVATION SUMMARY

The top panel of Fig. 1, gives an overview of the MWL bursts detected from SGR 1935+2154 over the years. The middle panel zooms in on the 2020 active period. The bottom panel zooms in on the period around the H.E.S.S. observations. The observations during the active period are summarized in the following.

Gamma rays and X-rays: Fig. 1 (and references therein) shows detected bursts with AGILE, Fermi-GBM, INTEGRAL, Konus-Wind, HXMT, NuSTAR, NICER/XTI and Swift-BAT from 2009 until the end of 2020. From the Konus-Wind detected burst clusters on 2020 April 27 (Ridnaia et al. 2020f) we show only the most intense bursting activity that occurred around 18:33:01 (58965.77293 MJD) with a duration of ~ 23 s and a very high fluence of 1.09×10^{-4} erg cm $^{-2}$.

Four Fermi-GBM bursts occurred during the H.E.S.S. follow-up observations of the source (Lin et al. 2020b). Moreover, INTEGRAL reported the detection of an X-ray burst at 03:47:52.2 UTC (burst A in Mereghetti et al. (2020) at 58967.15824306 MJD) that coincides with the fourth Fermi-GBM burst during the last data-taking run by H.E.S.S. Therefore, the H.E.S.S. observations provide for the first time simultaneous VHE gamma-ray observational data with X-ray bursts emanating from a SGR.

An X-ray burst is detected by AGILE, Konus-Wind, HXMT and INTEGRAL (burst G in Mereghetti et al. 2020) simultaneously to the FRB from CHIME and STARE2 (FRB 20200428).

Radio: FRB 20200428 associated with SGR 1935+2154 is detected by CHIME (CHIME/FRB Collaboration et al. 2020; Scholz 2020) at 2020 April 28 14:34:33 UTC and STARE2 (Bochenek et al. 2020) at 2020 April 28 14:34:25 UTC (~ 58967.60733 MJD). Several X-ray instruments detected coincident X-ray bursts as shown in Fig. 1. Follow-up observations by the FAST radio telescope (Pingtang, China) in the 1.25 GHz band did not reveal radio bursts down to a fluence of < 22 mJy ms (Lin et al. 2020c); however, a weak, highly linearly polarized radio burst was detected on April 30 (Zhang et al. 2020a) (58969 MJD). Moreover, no radio bursts were detected in the observation campaigns by the Arecibo, Effelsberg, LOFAR, MeerKAT, MK2 and Northern Cross radio telescopes (not shown in Fig. 1) reported in Bailes et al. (2021). The upper limits derived from these observations are between 18 mJy and 25 mJy. Two additional radio bursts separated by ~ 1.4 s on 2020 May 24 (Kirsten et al. (2021); 58993 MJD) were detected following an X-ray burst detected by HXMT during a joint campaign between the Westerbork (RT1), Onsala (25 m), and Toruń (30 m) radio dishes. The burst fluences are several or-

ders of magnitude lower than the two bursts detected by CHIME and STARE2 with values of 112 ± 22 Jy ms and 24 ± 5 Jy ms, respectively. The four FRBs detected from SGR 1935+2154 thus span around seven orders of magnitude in fluence. No FRBs were detected during the time of the H.E.S.S. data acquisition.

VHE gamma rays: The H.E.S.S. transients' follow-up system triggered Target of Opportunity follow-up observations on SGR 1935+2154 after the reception of a first Swift-BAT alert, indicating a high-intensity X-ray burst from SGR 1935+2154 at 2020 April 27 18:26:19.95 UTC (58966.76828646 MJD). A second Swift-BAT alert arrived ~ 6.5 minutes later (Barthelmy et al. 2020). Darkness and visibility constraints only allowed follow-up observations to commence ~ 7.5 hr later. The observations lasted 2 hr and consisted of four runs taken with *wobble* offsets whereby the source is alternately offset by 0.5 deg in opposite directions of the R.A. and decl. The positions reported by Swift-BAT has a 3' uncertainty and are thus fully comprised within the H.E.S.S. field of view of 2.5 deg radius. A summary of the observations is presented in Tab. 1 and we put them in context with the MWL observations of the burst activity of SGR 1935+2154 in Fig. 1.

Start time (UTC)	Duration	Average Zenith Angle
2020 April 28 01:55:00	28 minutes	55.0 deg
2020 April 28 02:26:55	28 minutes	51.0 deg
2020 April 28 02:56:08	28 minutes	48.1 deg
2020 April 28 03:25:24	28 minutes	46.2 deg

Table 1. Summary of the H.E.S.S. observations of SGR 1935+2154. **Note:** The observations overlapped with magnetar bursts detected by INTEGRAL and Fermi-GBM.

Optical: No optical emission has been detected by the BOOTES-3 (New Zealand) telescopes observing contemporaneously to the first detected FRB, and 3σ upper limits in the Z-band are given as > 17.9 mag during this epoch (Lin et al. 2020c). No optical emission was seen by LCOGT (California, USA), other BOOTES telescopes or the MeerLICHT (not shown in Fig. 1) optical telescope (Bailes et al. 2021).

3. DATA ANALYSIS AND RESULTS

The H.E.S.S. results presented here use data from all four 12 m telescopes. The quality of the obtained data has been thoroughly verified and standard quality selection criteria (Aharonian et al. 2006) are applied. The data are then analyzed using the *standard cuts* of the semi-analytical *Model Analysis* described in de Naurois

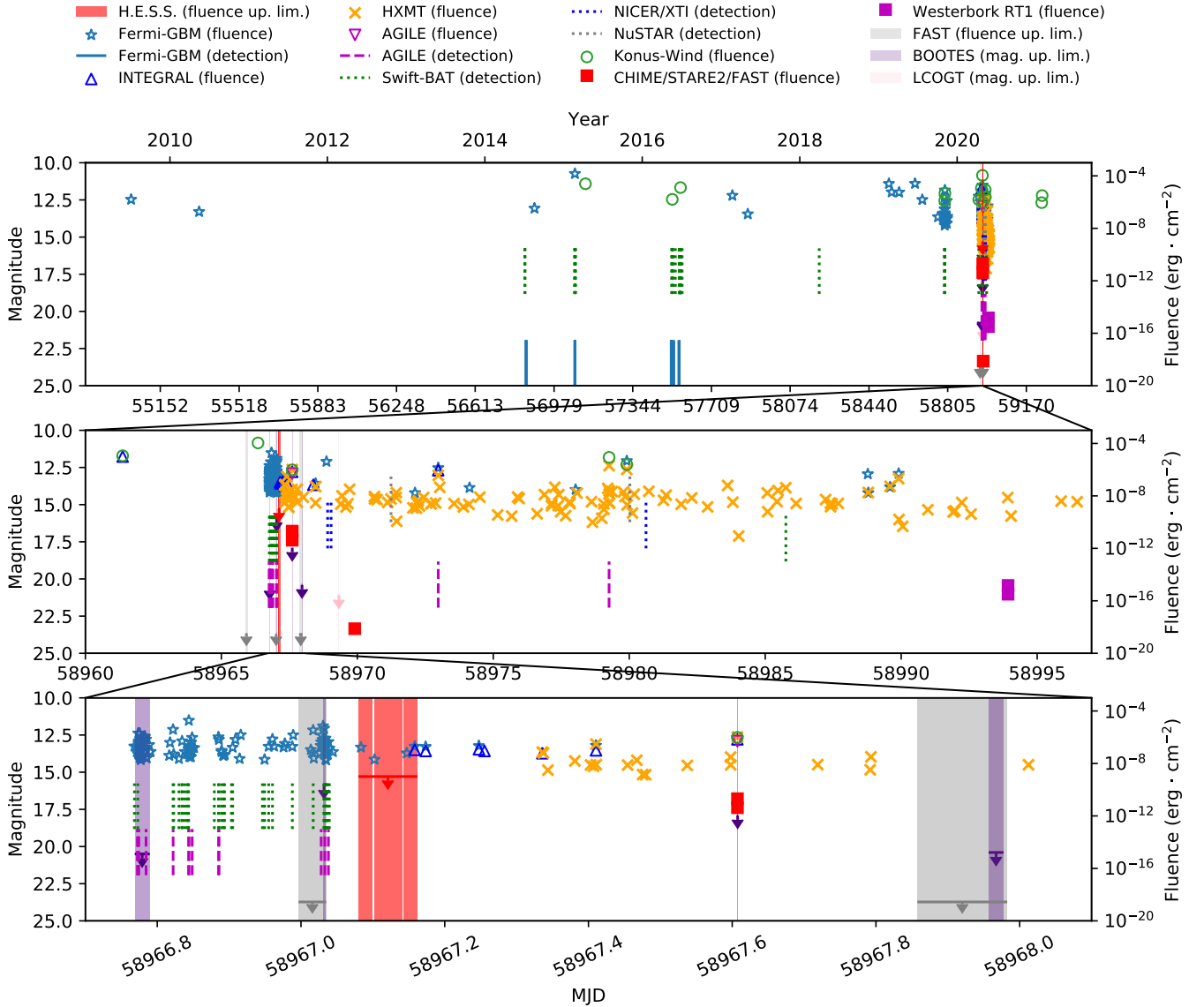


Figure 1. SGR 1935+2154 observations with gamma-ray, X-ray optical and radio telescopes. This plot presents X-ray bursts from the source detected by Fermi-GBM (Lin et al. 2020b; Kaneko et al. 2014; Burns & Younes 2015; Yu & Veres 2016; Younes 2016; Younes & Kouveliotou 2016; Younes et al. 2016; von Kienlin et al. 2020; Gruber et al. 2014; von Kienlin et al. 2014; Bhat et al. 2016), Swift-BAT (Tohuvavohu 2020), NICER/XTI, NuSTAR (Borghese et al. 2020), INTEGRAL (Mereghetti et al. 2020), HXMT (Zhang et al. 2020b; Insight-HXMT 2020), AGILE (Ursi et al. 2020; Tavani et al. 2021) and Konus-Wind (Ridnaia et al. 2021; Ridnaia et al. 2020a,b,c,d, 2019, 2020e,f; Kozlova et al. 2016; Golenetskii et al. 2015; Kozlova et al. 2016; Frederiks et al. 2016); radio burst from CHIME (CHIME/FRB Collaboration et al. 2020; Scholz 2020), STARE2 (Bochenek et al. 2020), FAST (Zhang et al. 2020a) and the Westerbork (RT1), Onsala (25m), Toruń (30m) dishes (Kirsten et al. 2021). Plot also shows the H.E.S.S., FAST, BOOTES and LCOGT observations (Lin et al. 2020c) with upper limits from all shown instruments.

& Rolland (2009). The standard *Ring background* technique (Berge et al. 2007) is used to determine the background with a radial acceptance and a 0.1 deg ON region. We obtain a total number of ON events $N_{\text{ON}} = 26$ and OFF events $N_{\text{OFF}} = 270$ in the source region, with $\alpha = 0.0813$ leading to an excess value of 4.0. We derive the significance map shown in Fig. 2 using the formalism described in Li & Ma (1983) and an oversampling

radius of 0.1 deg. In this map no significant signal above 5σ can be found at the position of the SGR or elsewhere in the covered region. We therefore conclude that no significant VHE gamma-ray emission has been detected by H.E.S.S. during the follow-up observations of SGR 1935+2154.

A low-energy threshold is defined as the energy where the effective area is at least 10% of its maximum value.

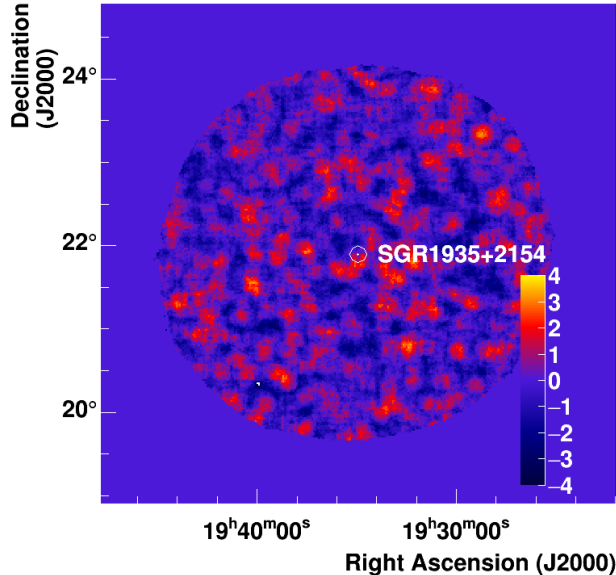


Figure 2. Significance map computed from the H.E.S.S. observational data taken on SGR 1935+2154.

Influenced by the relatively high zenith angle of the observations, a value of $E_{thr} = 600$ GeV is found. Assuming a generic $E^{-2.5}$ energy spectrum we compute 95% confidence level differential upper limits shown in Fig. 3 at the position of SGR 1935+2154 using a Poisson likelihood method described in Rolke et al. (2005). Integrating above 600 GeV gives a value of $\Phi_\gamma(E > 600 \text{ GeV}) < 1.5 \cdot 10^{-12} \text{ cm}^{-2} \text{ s}^{-1}$. If we consider an E^{-2} spectrum, this value drops by $\sim 13\%$ and for a E^{-3} spectrum it increases by $\sim 7\%$. The analysis presented in this section has been cross-checked and validated with an independent event calibration and reconstruction analysis (Parsons & Hinton 2014).

In addition to the standard analysis, we perform the Cumulative Sum, ON-OFF and Exp- tests described in Brun et al. (2020) to search for a variable or transient VHE signal. For that we use the gamma-candidate events that are selected after the cut applied by the *Model Analysis*. No significant variability was detected at minute to hour timescales. Furthermore, a search for gamma-candidate doublets arriving within millisecond time windows from the direction of SGR 1935+2154, which could be associated with a magnetar burst, is conducted. No such doublets are detected. This search is extended to clusters of gamma candidates around the Fermi-GBM and INTEGRAL bursts. As an example, Fig. 4 shows the arrival times of gamma candidates around the INTEGRAL burst. No gamma-candidate events from the source region are found within less than 9 s of any Fermi-GBM or INTEGRAL burst occurring

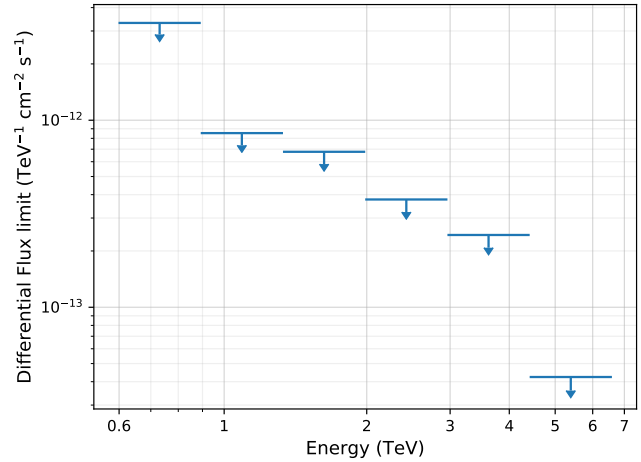


Figure 3. Differential 95% C.L. upper limits derived from the H.E.S.S. observational data taken on SGR 1935+2154.

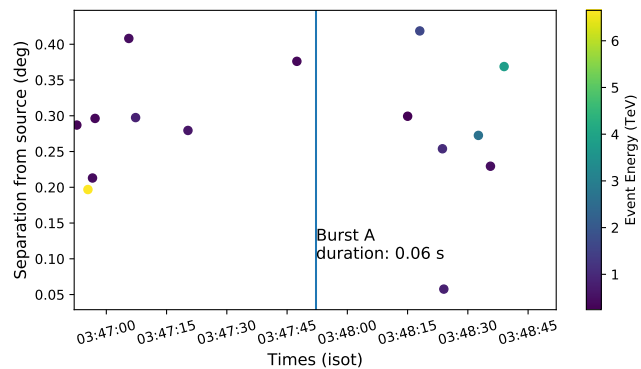


Figure 4. VHE gamma candidates detected by H.E.S.S. from SGR1935+2154 at the time of the X-ray burst A detected by INTEGRAL (Mereghetti et al. 2020). The vertical line designates the burst. The gamma candidates are expected background events.

during our observations. We note that the gamma candidates are expected background events that passed the selection cuts from the *Model Analysis* and should not be misinterpreted with gamma rays.

The H.E.S.S. sensitivity for this kind of fast transient phenomena, i.e. assuming detection of gamma-candidate multiplets at millisecond-scale time windows, is at the order of $\sim 10^{-9} \text{ erg cm}^{-2}$ depending on the zenith angle of the observations.

4. DISCUSSION

The H.E.S.S. observations described here present the first VHE gamma-ray observations of a magnetar during a high-activity phase. Our observations are coincident with four X-ray bursts detected by two instruments (Fermi-GBM and INTEGRAL) and put stringent upper

limits on the VHE emission during the active phase of the magnetar.

With a spectral index of 2, the INTEGRAL burst (burst G from [Mereghetti et al. 2020](#)) coincident with the FRB detected by CHIME and STARE2 has a harder spectral shape than from other bursts detected by INTEGRAL. It is also more energetic than burst A that occurred during the H.E.S.S. observations: $F_G/F_A = 5.3$ with F_G and F_A the fluence values of bursts A and G, respectively. Assuming that burst A could be connected to another coincidental FRB half an order of magnitude less energetic than the detected radio burst, FRB 20200428, this hypothetical FRB would still be within the sensitivity of radio instruments. The fact that several X-ray bursts happened during FAST radio observations and the lack of radio burst detection ($UL \sim 2.75 \times 10^{-19} \text{ erg cm}^{-2}$) leads us to believe that these ordinary SGR bursts (including burst A) are different from burst G. Moreover, the HXMT burst associated with the FRB is dominated by a power law and is therefore primarily nonthermal in nature according to [Li et al. \(2021\)](#), which is very rare for SGRs (6% of SGR bursts as per [Li et al. \(2021\)](#)).

The lack of VHE gamma rays is consistent with expectations from regular magnetar bursts ([Kaspi & Beloborodov 2017](#)) when thermal emission mechanism is involved. The integral upper limits derived from the 2 hr of H.E.S.S. observation, assuming a spectral index of $E^{-2.5}$, can be translated into upper limits on the flux $F(E > 600 \text{ GeV}) < 2.4 \times 10^{-12} \text{ erg cm}^{-2} \text{ s}^{-1}$. Assuming a distance of 6.6 kpc we derive a luminosity upper limit $L(E > 600 \text{ GeV}) < 1.3 \times 10^{34} \text{ erg s}^{-1}$. This places constraints on persistent VHE emission from SGR 1935+2154 during the H.E.S.S. observations. The sensitivity to gamma-ray multiplets can be transformed into sensitivity to the isotropic energy from a VHE burst $E_{\text{VHE,iso}}(E > 600 \text{ GeV}) \leq 5.2 \times 10^{36} \text{ erg}$. This sensitivity is higher than the isotropic energies of the FRB bursts detected from the source ($\sim 10^{34} \text{ erg} - 10^{35} \text{ erg}$). However, it can be compared to the energy released in the X-ray domain during the coincident Fermi-GBM and INTEGRAL bursts ($\sim 10^{38} \text{ erg} - 10^{39} \text{ erg}$), indicating that if there were an isotropic VHE emission related to these X-ray bursts during the time of H.E.S.S. observations it would have been detected.

The nondetection by H.E.S.S. may suggest that the inverse-Compton process is suppressed in the magnetar surroundings, making the VHE emission too weak to be detected. An explanation for that is that the gamma-ray emission is happening too close to the magnetar surface and pair production and photon splitting result in significant energy losses for the VHE gamma rays, leading

to strong cutoffs in the MeV to GeV energy range. This flux suppression could be avoided in scenarios where the gamma rays are generated well away from the magnetar's intense magnetic field ([Hu et al. 2019](#)) or in scenarios involving axions ([Archer & Buckley 2021](#)). In case of detection, the H.E.S.S. observations could therefore also probe the particle transport aspects (such as outflows) in the vicinity of SGR 1935+2154 during the recent flaring episode. Further MWL observations of flaring magnetars are needed for a robust conclusion on the nature of the observed bursts. We cannot draw any conclusions concerning VHE counterpart emissions from FRBs since the H.E.S.S. data presented here are not contemporaneous with any radio burst and the coincident X-ray bursts seem to be different in nature from the bursts associated with FRB 20200428. The predicted energy released during a VHE pulse from magnetar nebulae by [Lyubarsky \(2014\)](#) is detectable at distances of roughly hundreds Mpc. The derived sensitivity of H.E.S.S. to TeV photons suggests that such VHE bursts would be detectable by H.E.S.S. This motivates further observations of magnetars and FRBs in the VHE domain.

5. CONCLUSIONS

H.E.S.S. observed SGR 1935+2154 during its period of high activity on 2020 April 28. We gather MWL information on the source from the time of discovery until the high-activity period recorded in 2020. Four X-ray bursts were detected by INTEGRAL and Fermi-GBM during the H.E.S.S. observation period. The data analysis does not show any significant detection of VHE gamma rays from the source and variability searches do not show emission of gamma rays on the minutes, seconds and milliseconds scales. We thus use H.E.S.S. observations to derive upper limits. SGR 1935+2154 established the link between FRBs and X-ray bursts thanks to the coincident radio and X-ray bursts. While the H.E.S.S. upper limits cannot be used to constrain VHE emission from the source's FRBs, they place for the first time constraining upper limits on the persistent and transient VHE emission coincident with magnetar X-ray bursts. The details of the underlying emission mechanism are still unclear and further MWL observations of these objects are necessary. We note that SGR 1935+2154 renewed its activity in the beginning of 2021 with bursts detected by INTEGRAL ([Mereghetti et al. 2021](#)), Fermi-GBM ([Roberts et al. 2021a](#)) ([Roberts et al. 2021b](#)), CGBM ([Ricciarini et al. 2021](#)) and Konus-Wind ([Ridnaia et al. 2021](#)). The H.E.S.S. program on transient phenomena includes various triggered and untriggered campaigns and aims at providing additional

pieces to the puzzle of the origin of FRBs and the mechanisms of magnetar flares.

ACKNOWLEDGMENTS

The support of the Namibian authorities and of the University of Namibia in facilitating the construction and operation of H.E.S.S. is gratefully acknowledged, as is the support by the German Ministry for Education and Research (BMBF), the Max Planck Society, the German Research Foundation (DFG), the Helmholtz Association, the Alexander von Humboldt Foundation, the French Ministry of Higher Education, Research and Innovation, the Centre National de la Recherche Scientifique (CNRS/IN2P3 and CNRS/INSU), the Commissariat à l'énergie atomique et aux énergies alternatives (CEA), the U.K. Science and Technology Facilities Council (STFC), the Knut and Alice Wallenberg Foun-

ation, the National Science Centre, Poland grant No. 2016/22/M/ST9/00382, the South African Department of Science and Technology and National Research Foundation, the University of Namibia, the National Commission on Research, Science & Technology of Namibia (NCRST), the Austrian Federal Ministry of Education, Science and Research and the Austrian Science Fund (FWF), the Australian Research Council (ARC), the Japan Society for the Promotion of Science and by the University of Amsterdam. We appreciate the excellent work of the technical support staff in Berlin, Zeuthen, Heidelberg, Palaiseau, Paris, Saclay, Tübingen and in Namibia in the construction and operation of the equipment. This work benefited from services provided by the H.E.S.S. Virtual Organisation, supported by the national resource providers of the EGI Federation. We thank Sergei Popov, Konstantin Postnov and Maxim Pshirkov for fruitful discussions on the interpretation of the observations.

REFERENCES

- Acciari, V. A., Ansoldi, S., Antonelli, L. A., et al. 2018, *MNRAS*, 481, 2479, doi: [10.1093/mnras/sty2422](https://doi.org/10.1093/mnras/sty2422)
- Aharonian, F., Akhperjanian, A. G., Bazer-Bachi, A. R., et al. 2006, *A&A*, 457, 899, doi: [10.1051/0004-6361:20065351](https://doi.org/10.1051/0004-6361:20065351)
- Aleksić, J., Antonelli, L. A., Antoranz, P., et al. 2013, *A&A*, 549, A23, doi: [10.1051/0004-6361/201220275](https://doi.org/10.1051/0004-6361/201220275)
- Archer, A., & Buckley, J. 2021, *PoS, ICRC2019*, 504, doi: [10.22323/1.358.0504](https://doi.org/10.22323/1.358.0504)
- Bailes, M., Bassa, C. G., Bernardi, G., et al. 2021, *MNRAS*, 503, 5367, doi: [10.1093/mnras/stab749](https://doi.org/10.1093/mnras/stab749)
- Barthelmy, S. D., Bernardini, M. G., D'Avanzo, P., et al. 2020, *GCN* 27657. <https://gcn.gsfc.nasa.gov/gcn/gcn3/27657.gcn3>
- Beloborodov, A. M. 2017, *ApJL*, 843, L26, doi: [10.3847/2041-8213/aa78f3](https://doi.org/10.3847/2041-8213/aa78f3)
- . 2020, *ApJ*, 896, 142, doi: [10.3847/1538-4357/ab83eb](https://doi.org/10.3847/1538-4357/ab83eb)
- Berge, D., Funk, S., & Hinton, J. 2007, *A&A*, 466, 1219, doi: [10.1051/0004-6361:20066674](https://doi.org/10.1051/0004-6361:20066674)
- Bhat, P. N., Meegan, C. A., von Kienlin, A., et al. 2016, *ApJS*, 223, 28, doi: [10.3847/0067-0049/223/2/28](https://doi.org/10.3847/0067-0049/223/2/28)
- Bochenek, C., Kulkarni, S., Ravi, V., et al. 2020, *ATel*, 13684. <http://www.astronomerstelegam.org/?read=13684>
- Borghese, A., Zelati, F. C., Rea, N., et al. 2020, *ApJL*, 902, L2, doi: [10.3847/2041-8213/aba82a](https://doi.org/10.3847/2041-8213/aba82a)
- Brun, F., Piel, Q., de Naurois, M., & Bernhard, S. 2020, *APh*, 118, 102429, doi: [10.1016/j.astropartphys.2020.102429](https://doi.org/10.1016/j.astropartphys.2020.102429)
- Burns, E., & Younes, G. 2015, *GCN* 17496. <https://gcn.gsfc.nasa.gov/gcn3/17496.gcn3>
- CHIME/FRB Collaboration, Andersen, B. C., Bandura, K. M., et al. 2020, *Nature*, 587, 54, doi: [10.1038/s41586-020-2863-y](https://doi.org/10.1038/s41586-020-2863-y)
- Cummings, J. R., Barthelmy, S. D., Chester, M. M., & Page, K. L. 2014, *ATel*, 6294. <http://www.astronomerstelegam.org/?read=6294>
- de Naurois, M., & Rolland, L. 2009, *APh*, 32, 231, doi: [10.1016/j.astropartphys.2009.09.001](https://doi.org/10.1016/j.astropartphys.2009.09.001)
- Fermi-LAT Collaboration, Ajello, M., Atwood, W. B., Axelsson, M., et al. 2021, *NatAs*, 5, 385, doi: [10.1038/s41550-020-01287-8](https://doi.org/10.1038/s41550-020-01287-8)
- Frederiks, D., Golenetskii, S., Aptekar, R., et al. 2016, *GCN* 19613. <https://gcn.gsfc.nasa.gov/gcn3/19613.gcn3>
- Golenetskii, S., Aptekar, R., Frederiks, D., et al. 2015, *GCN* 17703. <https://gcn.gsfc.nasa.gov/gcn3/17703.gcn3>
- Gruber, D., Goldstein, A., von Ahlefeld, V. W., et al. 2014, *ApJS*, 211, 12, doi: [10.1088/0067-0049/211/1/12](https://doi.org/10.1088/0067-0049/211/1/12)
- H. E. S. S. Collaboration, Abdalla, H., Abramowski, A., et al. 2018, *A&A*, 612, A11, doi: [10.1051/0004-6361/201628695](https://doi.org/10.1051/0004-6361/201628695)
- H.E.S.S. Collaboration, Abdalla, H., Abramowski, A., et al. 2017, *A&A*, 597, A115, doi: [10.1051/0004-6361/201629117](https://doi.org/10.1051/0004-6361/201629117)
- Holder, J., & Lynch, R. S. 2019, *Proc. ICRC* 36, 698, doi: [10.22323/1.358.0698](https://doi.org/10.22323/1.358.0698)

- Hu, K., Baring, M. G., Wadiasingh, Z., & Harding, A. K. 2019, *MNRAS*, 486, 3327–3349, doi: [10.1093/mnras/stz995](https://doi.org/10.1093/mnras/stz995)
- Inan, U. S., Lehtinen, N. G., Moore, R. C., et al. 2007, *Geophys. Res. Lett.*, 34, L08103, doi: [10.1029/2006GL029145](https://doi.org/10.1029/2006GL029145)
- Insight-HXMT. 2020, SGR J1935+2154 burst list. <http://hxmten.ihep.ac.cn/bfy/331.jhtml>
- Ioka, K., Razzaque, S., Kobayashi, S., & Mészáros, P. 2005, *ApJ*, 633, 1013, doi: [10.1086/466514](https://doi.org/10.1086/466514)
- Kaneko, Y., Gogus, E., Younes, G., et al. 2014, *GCN* 16577. <https://gcn.gsfc.nasa.gov/gcn3/16577.gcn3>
- Kaspi, V. M., & Beloborodov, A. 2017, *ARA&A*, 55, 261, doi: [10.1146/annurev-astro-081915-023329](https://doi.org/10.1146/annurev-astro-081915-023329)
- Kirsten, F., Snelders, M. P., Jenkins, M., et al. 2021, *NatAs*, 5, 414, doi: [10.1038/s41550-020-01246-3](https://doi.org/10.1038/s41550-020-01246-3)
- Kozlova, A., Golenetskii, S., Aptekar, R., et al. 2016, *GCN* 19438. <https://gcn.gsfc.nasa.gov/gcn3/19438.gcn3>
- Kozlova, A. V., Israel, G. L., Svinkin, D. S., et al. 2016, *MNRAS*, 460, 2008, doi: [10.1093/mnras/stw1109](https://doi.org/10.1093/mnras/stw1109)
- Li, C. K., Lin, L., Xiong, S. L., et al. 2021, *NatAs*, 5, 378, doi: [10.1038/s41550-021-01302-6](https://doi.org/10.1038/s41550-021-01302-6)
- Li, T.-P., & Ma, Y. 1983, *ApJ*, 272, 317, doi: [10.1086/161295](https://doi.org/10.1086/161295)
- Lin, L., Göğüş, E., Roberts, O. J., et al. 2020a, *ApJ*, 893, 156, doi: [10.3847/1538-4357/ab818f](https://doi.org/10.3847/1538-4357/ab818f)
- Lin, L., Göğüş, E., Roberts, O. J., et al. 2020b, *ApJL*, 902, L43, doi: [10.3847/2041-8213/abafe](https://doi.org/10.3847/2041-8213/abafe)
- Lin, L., Zhang, C. F., Wang, P., et al. 2020c, *Nature*, 587, 63, doi: [10.1038/s41586-020-2839-y](https://doi.org/10.1038/s41586-020-2839-y)
- Lyubarsky, Y. 2014, *MNRAS*, 442, 9, doi: [10.1093/mnras/lu046](https://doi.org/10.1093/mnras/lu046)
- Mereghetti, S., Savchenko, V., Ferrigno, C., et al. 2021, *GCN* 29381. <https://gcn.gsfc.nasa.gov/gcn3/29381.gcn3>
- Mereghetti, S., Savchenko, V., Ferrigno, C., et al. 2020, *ApJL*, 898, L29, doi: [10.3847/2041-8213/aba2cf](https://doi.org/10.3847/2041-8213/aba2cf)
- Metzger, B. D., Margalit, B., & Sironi, L. 2019, *MNRAS*, 485, 4091, doi: [10.1093/mnras/stz700](https://doi.org/10.1093/mnras/stz700)
- Parsons, R. D., & Hinton, J. A. 2014, *APh*, 56, 26, doi: [10.1016/j.astropartphys.2014.03.002](https://doi.org/10.1016/j.astropartphys.2014.03.002)
- Petroff, E., Hessels, J. W. T., & Lorimer, D. R. 2019, *A&A Rv*, 27, 4, doi: [10.1007/s00159-019-0116-6](https://doi.org/10.1007/s00159-019-0116-6)
- Petroff, E., Barr, E. D., Jameson, A., et al. 2016, *PASA*, 33, e045, doi: [10.1017/pasa.2016.35](https://doi.org/10.1017/pasa.2016.35)
- Petroff, E., Burke-Spolaor, S., Keane, E. F., et al. 2017, *MNRAS*, 469, 4465, doi: [10.1093/mnras/stx1098](https://doi.org/10.1093/mnras/stx1098)
- Popov, S. B., & Postnov, K. A. 2010, in *Evolution of Cosmic Objects through their Physical Activity*, ed. H. A. Harutyunian, A. M. Mickaelian, & Y. Terzian, 129–132. <https://arxiv.org/abs/0710.2006>
- Ricciarini, S., Yoshida, A., Sakamoto, T., et al. 2021, *GCN* 29383. <https://gcn.gsfc.nasa.gov/gcn3/29383.gcn3>
- Ridnaia, A., Golenetskii, S., Aptekar, R., et al. 2019, *GCN* 26242. <https://gcn.gsfc.nasa.gov/gcn3/26242.gcn3>
- . 2020a, *ATel*, 13688. <http://www.astronomerstelegam.org/?read=13688>
- . 2020b, *GCN* 27715. <https://gcn.gsfc.nasa.gov/gcn/gcn3/27715.gcn3>
- . 2020c, *GCN* 27554. <https://gcn.gsfc.nasa.gov/gcn/gcn3/27554.gcn3>
- . 2020d, *GCN* 29373. <https://gcn.gsfc.nasa.gov/gcn3/29373.gcn3>
- . 2020e, *GCN* 27631. <https://gcn.gsfc.nasa.gov/gcn3/27631.gcn3>
- . 2020f, *GCN* 27667. <https://gcn.gsfc.nasa.gov/gcn3/27667.gcn3>
- Ridnaia, A., Svinkin, D., Frederiks, D., et al. 2021, *NatAs*, 5, 372, doi: [10.1038/s41550-020-01265-0](https://doi.org/10.1038/s41550-020-01265-0)
- Ridnaia, A., Golenetskii, S., Aptekar, R., et al. 2021, *GCN* 29373. <https://gcn.gsfc.nasa.gov/gcn/gcn3/29373.gcn3>
- Roberts, O., Wood, J., von Kienlin, A., Veres, P., & Younes, G. 2021a, *GCN* 29374. <https://gcn.gsfc.nasa.gov/gcn3/29374.gcn3>
- . 2021b, *GCN* 29388. <https://gcn.gsfc.nasa.gov/gcn3/29388.gcn3>
- Rolke, W. A., López, A. M., & Conrad, J. 2005, *NIMPA*, 551, 493, doi: [10.1016/j.nima.2005.05.068](https://doi.org/10.1016/j.nima.2005.05.068)
- Scholz, P. 2020, *ATel*, 13681. <http://www.astronomerstelegam.org/?read=13681>
- Tavani, M., Casentini, C., Ursi, A., et al. 2021, *NatAs*, 5, 401, doi: [10.1038/s41550-020-01276-x](https://doi.org/10.1038/s41550-020-01276-x)
- Thompson, C., & Duncan, R. C. 2001, *ApJ*, 561, 980–1005, doi: [10.1086/323256](https://doi.org/10.1086/323256)
- Tohuvavohu, A. 2020, *ATel*, 13758. <http://www.astronomerstelegam.org/?read=13758>
- Ursi, A., Pittori, C., Tempesta, P., et al. 2020, *ATel*, 13682. <http://www.astronomerstelegam.org/?read=13682>
- von Kienlin, A., Meegan, C. A., Paciesas, W. S., et al. 2014, *ApJS*, 211, 13, doi: [10.1088/0067-0049/211/1/13](https://doi.org/10.1088/0067-0049/211/1/13)
- . 2020, *ApJ*, 893, 46, doi: [10.3847/1538-4357/ab7a18](https://doi.org/10.3847/1538-4357/ab7a18)
- Younes, G., & Kouveliotou, C. 2016, *GCN* 19546. <https://gcn.gsfc.nasa.gov/gcn3/19546.gcn3>
- Younes, G., Kouveliotou, C., Hamburg, R., & Burns, E. 2016, *GCN* 19598. <https://gcn.gsfc.nasa.gov/gcn3/19598.gcn3>
- Younes, G. Y. 2016, *GCN* 19437. <https://gcn.gsfc.nasa.gov/gcn3/19437.gcn3>
- Yu, H.-F., & Veres, P. 2016, *GCN* 19434. <https://gcn.gsfc.nasa.gov/gcn3/19434.gcn3>

- Zhang, B. 2020, *Nature*, 587, 45,
doi: [10.1038/s41586-020-2828-1](https://doi.org/10.1038/s41586-020-2828-1)
- Zhang, C. F., Mereghetti, S., Savchenko, V., et al. 2020a,
ATel, 13699.
<http://www.astronomerstelegam.org/?read=13699>
- Zhang, S.-N., Tuo, Y.-L., Xiong, S.-L., et al. 2020b, *ATel*,
13687.
<http://www.astronomerstelegam.org/?read=13687>
- Zhang, S.-N., Zhang, B., & Lu, W.-B. 2020c, *ATel*, 13692.
<http://www.astronomerstelegam.org/?read=13692>
- Zhou, P., Zhou, X., Chen, Y., et al. 2020, *ApJ*, 905, 99,
doi: [10.3847/1538-4357/abc34a](https://doi.org/10.3847/1538-4357/abc34a)

All Authors and Affiliations

H.E.S.S. COLLABORATION

H. ABDALLA¹ F. AHARONIAN^{ID 2,3} F. AIT BENKHALI⁴ E.O. ANGÜNER⁵ C. ARCARO^{ID 6} C. ARMAND⁷
T. ARMSTRONG^{ID 8} H. ASHKAR^{ID 9} M. BACKES^{ID 1,6} V. BAGHMANYAN^{ID 10} V. BARBOSA MARTINS^{ID 11}
A. BARNACKA¹² M. BARNARD⁶ Y. BECHERINI¹³ D. BERGE^{ID 11} K. BERNLÖHR^{ID 4} B. BI¹⁴ M. BÖTTCHER^{ID 6}
C. BOISSON^{ID 15} J. BOLMONT¹⁶ M. DE BONY DE LAVERGNE⁷ M. BREUHAUS^{ID 4} R. BROSE¹⁷ F. BRUN^{ID 9}
P. BRUN^{ID 9} M. BRYAN¹⁸ M. BÜCHELE¹⁹ T. BULIK^{ID 20} T. BYLUND^{ID 13} F. CANGEMI²¹ S. CAROFF^{ID 7}
A. CAROSI⁷ S. CASANOVA^{ID 10,4} P. CHAMBERY²² T. CHAND^{ID 6} S. CHANDRA^{ID 6} A. CHEN^{ID 23} G. COTTER^{ID 8}
M. CURYLO²⁰ J. DAMASCENE MBARUBUCYEYE^{ID 11} I.D. DAVIDS^{ID 1} J. DAVIES^{ID 8} C. DEL⁴ J. DEVIN^{ID 24}
L. DIRSON²⁵ A. DJANNATI-ATAÏ²⁴ A. DMYTRIIEV¹⁵ A. DONATH^{ID 4} V. DOROSHENKO¹⁴ L. DREYER⁶ C. DUFFY²⁶
L. DU PLESSIS⁶ J. DYKS²⁷ K. EGBERTS²⁸ F. EICHHORN¹⁹ S. EINECKE^{ID 29} G. EMERY¹⁶ J.-P. ERNENWEIN⁵
K. FELJEN²⁹ S. FEGAN³⁰ A. FIASSON⁷ G. FICHET DE CLAIRFONTAINE^{ID 15} G. FONTAINE^{ID 30} S. FUNK^{ID 19}
M. FÜSSLING¹¹ S. GABICI²⁴ Y.A. GALLANT³¹ S. GHAFOURIZADE³² G. GLAVITTO^{ID 11} L. GIUNTI^{24,9}
D. GLAWION^{ID 19} J.F. GLICENSTEIN^{ID 9} M.-H. GRONDIN^{ID 33} J. HAHN⁴ M. HAUPT¹¹ S. HATTINGH⁶ G. HERMANN⁴
J.A. HINTON^{ID 4} W. HOFMANN^{ID 4} C. HOISCHEN^{ID 28} T. L. HOLCH^{ID 11} M. HOLLER³⁴ M. HÖRBE⁸ D. HORNS^{ID 25}
Z. HUANG^{ID 4} D. HUBER³⁴ M. JAMROZY^{ID 12} D. JANKOWSKY¹⁹ F. JANKOWSKY³² A. JARDIN-BLICQ^{ID 4}
V. JOSHI^{ID 19} I. JUNG-RICHARDT¹⁹ E. KASAI¹ M.A. KASTENDIECK²⁵ K. KATARZYŃSKI³⁵ U. KATZ^{ID 19}
D. KHANGULYAN³⁶ B. KHÉLIFI^{ID 24} S. KLEPSEK^{ID 11} W. KLUŹNIAK²⁷ NU. KOMIN^{ID 23} R. KONNO^{ID 11}
K. KOSACK^{ID 9} D. KOSTUNIN^{ID 11} M. KRETER⁶ G. KUKEC MEZEK¹³ A. KUNDU^{ID 6} G. LAMANNA⁷ A. LEMIERE²⁴
M. LEMOINE-GOUMARD^{ID 33} J.-P. LENAIN^{ID 16} S. LE STUM^{ID 5} F. LEUSCHNER^{ID 14} C. LEVY¹⁶ T. LOHSE^{ID 37}
A. LUASHVILI^{ID 15} I. LYPOVA³² J. MACKAY^{ID 17} J. MAJUMDAR¹¹ D. MALYSHEV^{ID 14} D. MALYSHEV^{ID 19}
V. MARANDON^{ID 4} P. MARCHEGIANI^{ID 23} A. MARCOWITH^{ID 31} A. MARES³³ G. MARTÍ-DEVEASA^{ID 34} R. MARX^{ID 32,4}
G. MAURIN⁷ P.J. MEINTJES³⁸ M. MEYER¹⁹ A. MITCHELL^{ID 39} R. MODERSKI²⁷ L. MOHRMANN^{ID 19}
A. MONTANARI^{ID 9} C. MOORE²⁶ P. MORRIS^{ID 8} E. MOULIN^{ID 9} J. MÜLLER^{ID 30} T. MURACH^{ID 11} K. NAKASHIMA¹⁹
A. NAYERHODA^{ID 10} M. DE NAUROS^{ID 30} H. NDIYAVALA⁶ J. NIEMIEC^{ID 10} L. OAKES³⁷ P. O'BRIEN²⁶ H. ODAKA⁴⁰
S. OHM^{ID 11} L. OLIVERA-NIETO^{ID 4} E. DE ONA WILHELMI¹¹ M. OSTROWSKI^{ID 12} S. PANNY^{ID 34} M. PANTER⁴
R.D. PARSONS^{ID 37} G. PERON^{ID 4} B. PEYAUD⁹ Q. PIEL⁷ S. PITA²⁴ V. POIREAU^{ID 7} A. PRIYANA NOEL¹²
D.A. PROKHOROV¹⁸ H. PROKOPH¹¹ G. PÜHLHOFER¹⁴ M. PUNCH^{ID 24,41} A. QUIRRENBACH³² S. RAAB¹⁹
R. RAUTH³⁴ P. REICHERZER^{ID 9} A. REIMER^{ID 34} O. REIMER^{ID 34} Q. REMY⁴ M. RENAUD³¹ B. REVILLE^{ID 4}
F. RIEGER^{ID 4} L. RINCHIUSO^{ID 9} C. ROMOLI^{ID 4} G. ROWELL^{ID 29} B. RUDAK^{ID 27} H. RUEDA RICARTE^{ID 9}
E. RUIZ-VELASCO^{ID 4} V. SAHAKIAN⁴² S. SAILER^{ID 4} H. SALZMANN¹⁴ D.A. SANCHEZ⁷ A. SANTANGELO^{ID 14}
M. SASAKI^{ID 19} J. SCHÄFER¹⁹ F. SCHÜSSLER^{ID 9} H.M. SCHUTTE^{ID 6} U. SCHWANKE³⁷ M. SEGLAR-ARROYO^{ID 9}
M. SENNIAPPAN^{ID 13} A.S. SEYFFERT⁶ N. SHAFI²³ J.N.S. SHAPOPI^{ID 1} K. SHININGAYAMWE¹ R. SIMONI¹⁸
A. SINHA²⁴ H. SOL¹⁵ H. SPACKMAN⁸ A. SPECOVIOUS¹⁹ S. SPENCER^{ID 8} M. SPIR-JACOB²⁴ L. STAWARZ¹² L. SUN¹⁸
R. STEENKAMP¹ C. STEGMANN^{28,43} S. STEINMASSL^{ID 4} C. STEPPA^{ID 28} T. TAKAHASHI⁴⁴ T. TANAKA^{ID 45}
T. TAVERNIER⁹ A.M. TAYLOR^{ID 11} R. TERRIER^{ID 6,24} J. H.E. THIERSSEN^{ID 6,24} C. THORPE-MORGAN¹⁴ D. TIZIANI¹⁹
M. TLUCZYKONT²⁵ L. TOMANKOVA¹⁹ C. TRICHARD³⁰ M. TSIROU⁴ N. TSUJI^{ID 46,36} R. TUFFS⁴ Y. UCHIYAMA³⁶
D.J. VAN DER WALT⁶ C. VAN ELDIK^{ID 19} C. VAN RENSBURG¹ B. VAN SOELEN^{ID 38} G. VASILEIADIS³¹ J. VEH¹⁹
C. VENTER^{ID 6} P. VINCENT¹⁶ J. VINK^{ID 18} H.J. VÖLK^{ID 4} Z. WADIASINGH⁶ S.J. WAGNER^{ID 32} J. WATSON^{ID 8}
F. WERNER^{ID 4} R. WHITE⁴ A. WIERZCHOLSKA^{ID 10,32} P. DEWILT²⁹ YU WUN WONG¹⁹ H. YASSIN⁶ A. YUSAFZAI¹⁹
M. ZACHARIAS^{ID 6,15} R. ZANIN^{ID 4} D. ZARGARYAN^{ID 17,3} A.A. ZDZIARSKI^{ID 27} A. ZECH^{ID 15} S.J. ZHU^{ID 11}
J. ZORN^{ID 4} S. ZOUARI^{ID 24} N. ŻYWUCKA^{ID 6}

¹University of Namibia, Department of Physics, Private Bag 13301, Windhoek 10005, Namibia

²Dublin Institute for Advanced Studies, 31 Fitzwilliam Place, Dublin 2, Ireland, Max-Planck-Institut für Kernphysik, P.O. Box 103980, D 69029 Heidelberg, Germany

³High Energy Astrophysics Laboratory, RAU, 123 Hovsep Emin St Yerevan 0051, Armenia

⁴Max-Planck-Institut für Kernphysik, P.O. Box 103980, D 69029 Heidelberg, Germany

⁵Aix Marseille Université, CNRS/IN2P3, CPPM, Marseille, France

⁶Centre for Space Research, North-West University, Potchefstroom 2520, South Africa

⁷Laboratoire d'Annecy de Physique des Particules, Univ. Grenoble Alpes, Univ. Savoie Mont Blanc, CNRS, LAPP, 74000 Annecy, France

⁸University of Oxford, Department of Physics, Denys Wilkinson Building, Keble Road, Oxford OX1 3RH, UK

⁹IRFU, CEA, Université Paris-Saclay, F-91191 Gif-sur-Yvette, France

¹⁰Instytut Fizyki Jądrowej PAN, ul. Radzikowskiego 152, 31-342 Kraków, Poland

¹¹DESY, D-15738 Zeuthen, Germany

¹²Observatorium Astronomiczne, Uniwersytet Jagielloński, ul. Orła 171, 30-244 Kraków, Poland

¹³Department of Physics and Electrical Engineering, Linnaeus University, 351 95 Växjö, Sweden

¹⁴Institut für Astronomie und Astrophysik, Universität Tübingen, Sand 1, D 72076 Tübingen, Germany

¹⁵Laboratoire Univers et Théories, Observatoire de Paris, Université PSL, CNRS, Université de Paris, 92190 Meudon, France

- ¹⁶*Sorbonne Université, Université Paris Diderot, Sorbonne Paris Cité, CNRS/IN2P3, Laboratoire de Physique Nucléaire et de Hautes Energies, LPNHE, 4 Place Jussieu, F-75252 Paris, France*
- ¹⁷*Dublin Institute for Advanced Studies, 31 Fitzwilliam Place, Dublin 2, Ireland*
- ¹⁸*GRAPPA, Anton Pannekoek Institute for Astronomy, University of Amsterdam, Science Park 904, 1098 XH Amsterdam, The Netherlands*
- ¹⁹*Friedrich-Alexander-Universität Erlangen-Nürnberg, Erlangen Centre for Astroparticle Physics, Erwin-Rommel-Str. 1, D 91058 Erlangen, Germany*
- ²⁰*Astronomical Observatory, The University of Warsaw, Al. Ujazdowskie 4, 00-478 Warsaw, Poland*
- ²¹*Hautes Energies, LPNHE, 4 Place Jussieu, F-75252 Paris, France*
- ²²*Université Bordeaux, CNRS/IN2P3, Centre d'Études Nucléaires de Bordeaux Gragnan, 33175 Gradignan, France*
- ²³*School of Physics, University of the Witwatersrand, 1 Jan Smuts Avenue, Braamfontein, Johannesburg, 2050 South Africa*
- ²⁴*Université de Paris, CNRS, Astroparticule et Cosmologie, F-75013 Paris, France*
- ²⁵*Universität Hamburg, Institut für Experimentalphysik, Luruper Chaussee 149, D 22761 Hamburg, Germany*
- ²⁶*Department of Physics and Astronomy, The University of Leicester, University Road, Leicester, LE1 7RH, United Kingdom*
- ²⁷*Nicolaus Copernicus Astronomical Center, Polish Academy of Sciences, ul. Bartycka 18, 00-716 Warsaw, Poland*
- ²⁸*Institut für Physik und Astronomie, Universität Potsdam, Karl-Liebknecht-Strasse 24/25, D 14476 Potsdam, Germany*
- ²⁹*School of Physical Sciences, University of Adelaide, Adelaide 5005, Australia*
- ³⁰*Laboratoire Leprince-Ringuet, École Polytechnique, CNRS, Institut Polytechnique de Paris, F-91128 Palaiseau, France*
- ³¹*Laboratoire Univers et Particules de Montpellier, Université Montpellier, CNRS/IN2P3, CC 72, Place Eugène Bataillon, F-34095 Montpellier Cedex 5, France*
- ³²*Landessternwarte, Universität Heidelberg, Königstuhl, D 69117 Heidelberg, Germany*
- ³³*Université Bordeaux, CNRS/IN2P3, Centre d'Études Nucléaires de Bordeaux Gradignan, 33175 Gradignan, France*
- ³⁴*Institut für Astro- und Teilchenphysik, Leopold-Franzens-Universität Innsbruck, A-6020 Innsbruck, Austria*
- ³⁵*Institute of Astronomy, Faculty of Physics, Astronomy and Informatics, Nicolaus Copernicus University, Grudziadzka 5, 87-100 Torun, Poland*
- ³⁶*Department of Physics, Rikkyo University, 3-34-1 Nishi-Ikebukuro, Toshima-ku, Tokyo 171-8501, Japan*
- ³⁷*Institut für Physik, Humboldt-Universität zu Berlin, Newtonstr. 15, D 12489 Berlin, Germany*
- ³⁸*Department of Physics, University of the Free State, PO Box 339, Bloemfontein 9300, South Africa*
- ³⁹*Max-Planck-Institut für Kernphysik, P.O. Box 103980, D 69029 Heidelberg, Germany*
- ⁴⁰*Department of Physics, The University of Tokyo, 7-3-1 Hongo, Bunkyo-ku, Tokyo 113-0033, Japan*
- ⁴¹*Department of Physics and Electrical Engineering, Linnaeus University, 351 95 Växjö, Sweden*
- ⁴²*Yerevan Physics Institute, 2 Alikhanian Brothers St., 375036 Yerevan, Armenia*
- ⁴³*IDESY, D-15738 Zeuthen, Germany*
- ⁴⁴*Kavli Institute for the Physics and Mathematics of the Universe (WPI), The University of Tokyo Institutes for Advanced Study (UTIAS), The University of Tokyo, 5-1-5 Kashiwa-no-Ha, Kashiwa, Chiba, 277-8583, Japan*
- ⁴⁵*Department of Physics, Konan University, 8-9-1 Okamoto, Higashinada, Kobe, Hyogo 658-8501, Japan*
- ⁴⁶*RIKEN, 2-1 Hirosawa, Wako-shi, Saitama 351-0198, Japan*