

Investigating the existence of gravitomagnetic monopole in M87*

M. Ghasemi-Nodehi^{12a}, Chandrachur Chakraborty^{34b}, Qingjuan Yu^{3c}, & Youjun Lu^{15d}

¹ National Astronomical Observatories, Chinese Academy of Sciences, Beijing 100101, China

² School of Astronomy, Institute for Research in Fundamental Sciences, Tehran 19395-5531, Iran

³ Kavli Institute for Astronomy and Astrophysics, Peking University, Beijing 100871, China

⁴ Department of Physics, Indian Institute of Science, Bengaluru 560012, India

⁵ School of Astronomy and Space Science, University of Chinese Academy of Sciences, Beijing 100049, China

Received: date / Revised version: date

Abstract. We examine the possibility for the existence of gravitomagnetic monopole (n_*) in M87* by using the results obtained from its first Event Horizon Telescope image. By numerically deducing the shadow sizes in Kerr-Taub-NUT (KTN) spacetime, we show that the shadow size increases with increasing $|n_*|$ for a fixed Kerr parameter $|a_*|$ in case of the KTN black hole, whereas for a KTN naked singularity it increases with increasing n_* for a fixed $a_* > 0$ if $n_* > -\cot 17^\circ$. In general, the asymmetry of shadow shape increases if the central dark object in M87 is a KTN/Kerr naked singularity instead of a KTN/Kerr black hole. We find that a non-zero gravitomagnetic monopole is still compatible with the current EHT observations, in which case the upper limit of n_* cannot be greater than 1.1, i.e., $n_* \lesssim 1.1$ for the prograde rotation ($a_* > 0$), and the lower limit of n_* cannot be less than -1.1 , i.e., $n_* \gtrsim -1.1$ for the retrograde rotation ($a_* < 0$). Moreover, if the circularity of the shadow can be measured on a precision of $\lesssim 1\%$, the Kerr and KTN naked singularities can be falsified for M87*.

1 Introduction

The Kerr spacetime is a stationary and axisymmetric vacuum solution of the Einstein field equation and it is described by only two parameters: mass and spin of the collapsed object. Although other axisymmetric vacuum solutions of the Einstein equation do exist, the most prominent solution among all of them is the Kerr geometry from the astrophysical point of view. The Event Horizon Telescope (EHT) has also recently mapped the central compact radio source of the elliptical galaxy M87 to a Kerr black hole with unprecedented angular resolution [1]. Adopting the working hypothesis that M87 contains a Kerr black hole (see Sec. 7.4 of [2]), i.e., spin parameter $-1 < a_* < 1$ (see Sec. 1 of [2]), the EHT collaboration has tried to show that the observed image is overall consistent with the expectations for the shadow of a Kerr black hole [1]. However, the alternatives to the Kerr BH have not been ruled out, and it has been suggested [2] to consider whether the data is also consistent or not with alternative models for the central object of M87. For example, it is suggested that the BHs with NUT (Newman-Unti-Tamburino) charges [3] could also be possible [2] instead of a Kerr BH. One primary purpose of the present paper is to show how the NUT charge

affects the shadow size and shape and whether the existence of the NUT charge, aka gravitomagnetic monopole, can be ruled out or not in the central compact radio source of the elliptical galaxy M87. To show this, we use the observational parameter values of the first image of M87*, as released by the EHT collaboration. The second and most important purpose of this paper is to constrain the values of the Kerr parameter and the NUT parameter of M87*, if it contains the non-zero gravitomagnetic monopole.

It was argued that the Kerr superspinar (or Kerr naked singularity $|a_*| > 1$ [4,5]) model for M87* is ruled out by the EHT2017 observations [2] since the shadows of Kerr naked singularities are substantially smaller and very asymmetric compared to those of Kerr BHs (see Sec. 8 of [1]), although other alternatives to the Kerr BH are not ruled out. However, it has recently been shown in [6] that the inferred circularity and size of the shadow of M87* do not exclude the possibility that this object might be a superspinar. Therefore, one cannot conclude whether M87* is a Kerr BH ($-1 < a_* < 1$) or a Kerr superspinar ($|a_*| > 1$). Now, considering the ‘no body in nature is exactly nonrotating’ [7], if we want to test the existence of NUT charge in M87*, we should use the more general Kerr-Taub-NUT (KTN) spacetime instead of the Kerr spacetime. Referring to the recent work by [6], here we also do not exclude the possibility that M87* could be a KTN naked singularity (NS) [8]. Thus, our ‘test’ includes both the KTN BHs and NSs.

^a email: mghasemin@ipm.ir

^b email: chandrachurchakraborty@gmail.com

^c email: yuqj@pku.edu.cn

^d email: luyj@nao.cas.cn

The KTN spacetime is a stationary and axisymmetric vacuum ¹ solution of the Einstein equation. As mentioned in [2], the KTN BH is within general relativity with an additional field, i.e., the Einstein-Hilbert action requires no modification [9] to accommodate the NUT charge. Thus, the KTN solution is related to neither merely post Newtonian nor some modified theory [10, 9]. We note that Bonnor [11] physically interpreted this NUT charge as ‘a linear source of pure angular momentum’ [12, 10], i.e., ‘a massless rotating rod’, which is a fundamental aspect of physics [9]. If the NUT charge vanishes, the KTN spacetime reduces to the Kerr spacetime. Similarly, if the Kerr parameter vanishes, the KTN spacetime reduces to the Taub-NUT spacetime which includes only two parameters : mass and NUT charge.

One intriguing feature that emerges here is, the Taub-NUT metric is not asymptotically flat [13] in the sense that coordinates cannot be introduced for which $g_{\mu\nu} - \eta_{\mu\nu} = \mathcal{O}(1/r)$. The Taub-NUT spacetime is not asymptotically flat as it contains a string of torsion that extends to the infinity, which is beyond the classical general relativity and sourced by the NUT charge [14]. On the other hand, the Taub-NUT space is asymptotically flat [13] in the sense that the Riemann tensor vanishes ($R_{\mu\nu\alpha\beta} = \mathcal{O}(1/r^3)$) for $r \rightarrow \infty$ as the Schwarzschild case. Note particularly that the curvature components, and therefore all invariants formed from the Riemann tensor, depend only on r , and not on the other coordinates [13]. Thus, the Taub-NUT metric is ‘an asymptotically zero curvature space which apparently does not admit asymptotically rectangular coordinates’ [13]. Specifically, while the time-coordinate slices are intrinsically asymptotically flat [15, 16], the fact that $g_{t\phi} \rightarrow -2n \cos \theta$ as $r \rightarrow \infty$ (see Eq. 1 below) implies that the spacetime is not asymptotically flat. The non-vanishing $g_{t\phi}$ term leads to the anisotropy at $r \rightarrow \infty$ due to the presence of n , which is also the reason that the Taub-NUT metric may describe a homogeneous but not isotropic cosmological model [13]. In reality, we consider our Universe as homogeneous and isotropic. Therefore, if any astrophysical object contains the gravitomagnetic monopole, in order to nullify its effect at infinity or in order to intact the character of our Universe as ‘homogeneous and isotropic’, other astrophysical object(s) of our Universe should also contain gravitomagnetic monopole, so that the total effects of gravitomagnetic monopoles can vanish. However, the Taub-NUT metric asymptotically coincides with the leading approximation for large r of a KTN space [17] with electric mass M and magnetic mass n_* . The asymptotic structures of the Taub-NUT and KTN spacetimes have recently been analysed in details in Sec. IV C of [18] and Sec. IV of [19] respectively.

Note that the time coordinate in the Taub-NUT metric would be discontinuous at the axisymmetric pole, and the

spacetime contains close timelike curves around the axisymmetric pole, which would raise the causality violation issue [9, 20]. Misner [13] argued that the discontinuity in time could be eliminated by making the time coordinate periodic, but a periodic time would not describe reality. In this paper, we apply the Novikov self-consistency principle/conjecture (only self-consistent trips back in time would be permitted [21, 22]) to avoid the causality violation for the phenomena occurring in M87*.

Interestingly, it was argued in [17] that a nonrotating black hole may be set in rotation through successive throwing of electric and magnetic monopoles into it, and after completion of this sequence of processes, a Kerr collapsed object could be formed. Performing the similar analysis on Taub-NUT space with only magnetic mass n_* , one can set it in rotation and a KTN collapsed object could be formed (see Conclusions of [17]). It was also shown in [17] that these systems, as seen from large distances, are endowed with an angular momentum proportional to the product of the two kinds of charges/masses. Remarkably, this angular momentum associated with the charge-monopole/electric mass-magnetic mass system finally loses all traces of its exotic origin and is perceived from the outside as ‘common rotation’. Therefore, it is perhaps not totally inconceivable to think that, at least part of the rotation of some of the observed compact objects of our Universe, might come from their hiding ‘magnetic poles’ which have not yet been observed [17].

It was once suggested in [23] that the signatures of gravitomagnetic monopole aka NUT charge might be found in the spectra of supernovae, quasars, or active galactic nuclei (see also [20, 24, 25]). However, the observational evidence of this aspect of fundamental physics was elusive. In a very recent paper, the first observational indication of the gravitomagnetic monopole has been reported [26], based on the X-ray observations of an astrophysical collapsed object: GRO J1655-40 and it has been shown there that the accreting collapsed object GRO J1655-40 could be better described with the more general KTN spacetime [27], instead of the Kerr spacetime. Now, as the compact radio source at the core of the galaxy M87 forms the primary component of an active galactic nucleus (AGN), one could expect the existence of the gravitomagnetic monopole in M87* too. This also motivates us to hunting the existence of gravitomagnetic monopole in M87*.

One should note here that the shadow structures for the various spacetimes are recently investigated in several papers. For example, the shadow structures of a Kerr-like wormholes [28], charged wormholes [29], 5D electrically charged Bardeen black holes [30], uncharged [31] and charged [32] rotating regular black holes are thoroughly investigated. The shadow structures of a rotating black holes in 4D Einstein-Gauss-Bonnet gravity is also discussed in [33]. The parameter estimation of different kinds of black holes have also been illustrated by constraints from the black hole shadow [34, 35].

The scheme of the paper is as follows. In Sec. 2, we briefly describe the KTN spacetime. We outline the ba-

¹ Here the vacuum is defined by the vanishing of the symmetric part of the Einstein tensor. Note that the antisymmetric part of the Einstein tensor of the KTN spacetime does not vanish along the axisymmetric pole (e.g., see the Einstein-Cartan theory beyond the classical general relativity; [14].

sic structure to study the BH shadow in Sec. 3 and apply it to the KTN spacetime. We constrain the value of gravitomagnetic monopole for M87* in Sec. 4, and finally we conclude in Sec. 5. Note that the geometrized units ($G = c = 1$) are adopted throughout the paper.

2 Kerr-Taub-NUT Spacetime

Before going into detail, we briefly describe the KTN spacetime below. The metric of the KTN spacetime is expressed as [36]²

$$ds^2 = -\frac{\Delta}{p^2}(dt - Ad\phi)^2 + \frac{p^2}{\Delta}dr^2 + p^2d\theta^2 + \frac{1}{p^2}\sin^2\theta(adt - Bd\phi)^2 \quad (1)$$

with

$$\Delta = r^2 - 2Mr + a^2 - n^2, \quad p^2 = r^2 + (n + a\cos\theta)^2, \\ A = a\sin^2\theta - 2n\cos\theta, \quad B = r^2 + a^2 + n^2 \quad (2)$$

where M is the mass, $a_* = a/M$ is the Kerr parameter or spin parameter and $n_* = n/M$ is the NUT parameter or gravitomagnetic monopole of the collapsed object. The boundaries of the outer horizon is located at

$$r_h = M(1 + \sqrt{1 + n_*^2 - a_*^2}). \quad (3)$$

Setting $p^2 = 0$, one can obtain the location of singularity [38] at

$$r = 0 \quad \text{and} \quad \theta_s = \cos^{-1}(-n_*/a_*), \quad (4)$$

in KTN spacetime. The above expression (Eq. 4) reveals that the singularity does not arise for $|n_*| > |a_*|$, which indicates a singularity-free KTN BH, whereas for a KTN BH with $n_* = a_*$, singularity arises at $\theta_s = \pi$, covered by the horizon. The singularity can arise for $|n_*| \leq |a_*|$, which could be a KTN BH or a KTN NS depending on the numerical values of a_* and n_* . Now, as the r_h vanishes for $|a_*| > \sqrt{1 + n_*^2}$, one can always obtain a KTN NS in this case, whereas a KTN BH with singularity (covered by the horizon) arises if the following condition is satisfied: $|n_*| \leq |a_*| \leq \sqrt{1 + n_*^2}$.

One can see an interesting fact from Eq. (4) that the location of singularity (arisen only for $|n_*| \leq |a_*|$) can vary depending on the sign of a_* and n_* . In Kerr spacetime ($n_* = 0$), the singularity always lies at $\theta_s = \pi/2$,

whether a_* represents the prograde rotation ($a_* > 0$) or the retrograde rotation ($a_* < 0$). However, the presence of gravitomagnetic monopole can shift the location of singularity in the KTN spacetime, as seen from Eq. (4). For instance, four possibilities can be arisen, which is discussed below dividing into four quadrants.

Quadrant I ($a_* > 0$ and $n_* > 0$): The location of singularity can vary from $\theta_s \rightarrow \pi/2$ to $\theta_s = \pi$ for $n_* \rightarrow 0$ to $n_* = a_*$, or, for $a_* \rightarrow \infty$ to $a_* = n_*$.

Quadrant II ($a_* < 0$ and $n_* > 0$): The location of singularity can vary from $\theta_s \rightarrow \pi/2$ to $\theta_s = 0$ for $n_* \rightarrow 0$ to $n_* = -a_*$, or, for $a_* \rightarrow -\infty$ to $-a_* = n_*$.

Quadrant III ($a_* < 0$ and $n_* < 0$): The location of singularity can vary from $\theta_s \rightarrow \pi/2$ to $\theta_s = \pi$ for $n_* \rightarrow 0$ to $-n_* = -a_*$, or, for $a_* \rightarrow -\infty$ to $-a_* = -n_*$.

Quadrant IV ($a_* > 0$ and $n_* < 0$): The location of singularity can vary from $\theta_s \rightarrow \pi/2$ to $\theta_s = 0$ for $n_* \rightarrow 0$ to $-n_* = a_*$, or, for $a_* \rightarrow \infty$ to $a_* = -n_*$.

We should note here that all the above mentioned four quadrants also include the singularity-free KTN BH regions which arises due to $|n_*| > |a_*|$.

3 Shadow of a collapsed object

There are three types of photon trajectories fired from the large radii around a collapsed object: capture, scatter to infinity and critical curve. The latter or unstable curve separates the first and second types. If the 3-momentum of a light ray is nearly tangential to the circular photon orbit, the orbit is unstable and this ray orbits around the collapsed object several times. This light ray is either scattered to infinity or captured by the central object due to a small perturbation. As they orbit around the collapsed object several times, they create a brighter region around a central dark region in the sky plane of distant observer. This can be projected as a 2D image and the dark region of it is called as the shadow of that collapsed object.

In order to study shadow of a collapsed object, one needs to solve the geodesic equations. Here, we solve the geodesic equations numerically for the KTN metric using the ray tracing code. This is an initial value problem and to calculate the boundary of shadow we use the simulation with the assumption of stationarity³, similarly as that done in [39,40]. A class of Runge-Kutta-Nystrom method is used, which is explained in [41]. We use adaptive step sizes in our calculations with error control. We start from the observer's sky plane, the location of which is expressed in the Cartesian coordinates (x', y', z') and the collapsed object is located at (x, y, z) . The observer's plane is located at a distance D away from the collapsed object, and at an inclination angle i (see the geometry of the system in Figure 1 of [42]). Photon's initial 4-momentum, $\mathbf{k}_0 = (k_0^t, k_0^r, k_0^\theta, k_0^\phi)$, is perpendicular to the

² Here, we use the same form of KTN metric that is considered in Eqs. (1-5) of [36] and valid for $C = 0$. The case $C = 0$ is the only possibility for the NUT solutions to have a finite total angular momentum, as shown in [37]. In fact, the north and south poles play a symmetrical role for $C = 0$ (see [18,19]). However, one may repeat the same analysis (which is presented in this manuscript) for the KTN metric including C (see Eqs. 4.1–4.4 of [19]). The discussions on the parameter C could be found in [20,37].

³ It is important to mention here that the assumption of stationarity removes the possibility of temporal signatures in the simulation. Thus, in practice a trajectory of the light exactly passing the pole where the discontinuity in t (as discussed in Sec. 1) arises, does not exist in the simulation.

observer plane. The image plane contains a grid and the photons are fired from every point of the grid. The ray is traced-back from each pixel of image with the initial condition to the collapsed object.

Now, we can write the initial condition [43] for our simulation as:

$$\begin{aligned} t_0 &= 0, \\ r_0 &= \sqrt{x_0'^2 + y_0'^2 + D^2}, \\ \theta_0 &= \arccos \frac{y_0' \sin i + D \cos i}{\sqrt{x_0'^2 + y_0'^2 + D^2}}, \\ \phi_0 &= \arctan \frac{x_0'}{D \sin i - y_0' \cos i}. \end{aligned} \quad (5)$$

The initial condition for the photon 4-momentum is :

$$\begin{aligned} k_0^r &= -\frac{D}{\sqrt{x_0'^2 + y_0'^2 + D^2}} |k_0|, \\ k_0^\theta &= \frac{\cos i - D \frac{y_0' \sin i + D \cos i}{x_0'^2 + y_0'^2 + D^2}}{\sqrt{x_0'^2 + (D \sin i - y_0' \cos i)^2}} |k_0|, \\ k_0^\phi &= \frac{x_0' \sin i}{x_0'^2 + (D \sin i - y_0' \cos i)^2} |k_0|, \\ k_0^t &= \sqrt{(k_0^r)^2 + r_0^2 (k_0^\theta)^2 + r_0^2 \sin^2 \theta_0 (k_0^\phi)^2} \end{aligned} \quad (6)$$

where k_0^t is obtained from the condition $g_{\mu\nu} k^\mu k^\nu = 0$ with the metric tensor of flat space time.

Boundary of the shadow of a collapsed object is a closed curve in the observer's plane and it separates captured photon from scattered ones. To have image of the shadow boundary, we first define the center of a shadow (x'_{cs}, y'_{cs}) in analogy with the center of mass calculation,

$$\begin{aligned} x'_{cs} &= \frac{\int \int \rho(x', y') x' dx' dy'}{\int \int \rho(x', y') dx' dy'}, \\ y'_{cs} &= \frac{\int \int \rho(x', y') y' dx' dy'}{\int \int \rho(x', y') dx' dy'}, \end{aligned} \quad (7)$$

where $\rho(x', y') = 1$ represents inside of the shadow and $\rho(x', y') = 0$ represents the outside of it.

We consider x' axis as the symmetry axis of shadow boundary. We start from the shorter segment in x' axis with $\phi = 0$, and define $R(\phi)$ as the distance between each point of the boundary and the center.

Figure 1 shows the examples for the cases with $(a_*, n_*) = (0, 0), (1, 0), (0.9, 0.7),$ and $(5, 0.9)$, i.e., the Schwarzschild metric, Kerr metric, KTN BH, and KTN NS for a particular inclination angle, say, $i = 17^\circ$. For different settings of n_* , as it is shown in this Figure, the shadow sizes differ significantly, but the shapes are nearly circular and only have slight differences. For instance, the shadow is circular for the Schwarzschild BH, whereas it slightly deviates from the circularity even if a_* increases to a large value for the Kerr BH, as shown in [2]. For a fixed a_* , the shadow size increases with increasing n_* , but it is almost circular for the KTN BH cases and it becomes asymmetric for the

KTN NS cases. However, the deviation from circularity is on the order of percentage level or less. For example, it is only 1.5% if $(a_*, n_*) = (5, 0.9)$.

Now, it is asserted by the EHT collaboration that the recently released image of the shadow of M87* is not exactly circular [1], i.e., it deviates from circularity. Therefore, one needs to define the average radius of the shadow which can be expressed as (see Eq. 4 of [6])

$$\bar{R}^2 \equiv \frac{1}{2\pi} \int_0^{2\pi} R^2(\phi) d\phi. \quad (8)$$

Following [6, 1] one may also define a parameter Δd to describe the asymmetry of shadow by using the difference between the RMS distance and the average radius of the shadow \bar{R} :

$$\Delta d \equiv \frac{1}{\bar{R}} \sqrt{\frac{1}{2\pi} \int_0^{2\pi} (R(\phi) - \bar{R})^2 d\phi}. \quad (9)$$

Here, the asymmetry parameter Δd quantifies the deviation from circularity of the shadow. This parameter can also be used to compare the theoretically predicted shadow size of a collapsed object with the observational one. Below we first briefly discuss the theoretically predicted values of shadow size and circularity for the KTN spacetime in Secs. 3.1 and 3.2, respectively. Later, using the theoretical values and the recently reported observational parameter values of EHT, we constrain the gravitomagnetic monopole/NUT charge for M87* in Sec. 4.

3.1 Dependence of the shadow size on a_* , n_* , and i

Figure 2 is drawn for four different inclination angles to show the variation of shadow sizes with the Kerr and NUT parameters (in unit of the mass scale M), as obtained theoretically. Our results are consistent with the shadow sizes obtained in [44] (see also [45, 42]) for Kerr BHs. In case of the Kerr BH, the shadow size first decreases with increasing the value of a_* , until $a_* = 1$. It faces a sudden decrement in its value for further increment in a_* , i.e., $a_* = 1 + \epsilon$ where $\epsilon \rightarrow 0^+$. The latter one stands for an extreme case of Kerr NS. Interestingly, the shadow size increases with increasing the value of a_* for Kerr NS, i.e., $a_* = 1 + \epsilon$ to a higher value, which is true for all inclination angles (see Figure 2). The physical reason behind this may be understood by considering the example of the behavior of corotating equatorial circular photon orbit (CPO). In the case of the Kerr BH, the radius of CPO, r_{CPO} , comes closer and closer to the event horizon with increasing the value of a_* (i.e., $3 \geq r_{CPO}/M \geq 1$ for $0 \leq a_* \leq 1$), whereas r_{CPO} is always located (formally) at the ring singularity ($r = 0, \theta = \pi/2$) [46] in the case of the Kerr NS. This means that the r_{CPO} can exist very close to the ring singularity for all values of a_* : $a_* > 1$, in principle. One intriguing behavior of the ring singularity that emerges is, its radius increases with increasing a_* (see Figure 2 of [4]), and hence, the CPO also becomes bigger and bigger in principle. This can be realized from the Kerr-Schild

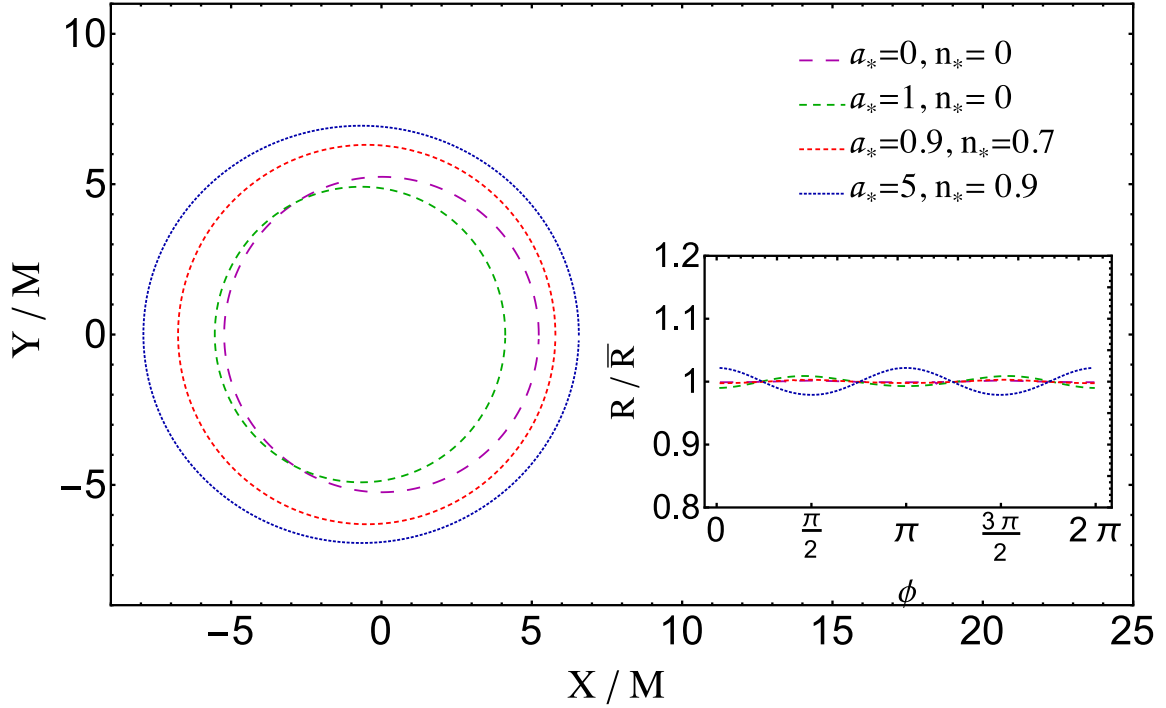


Fig. 1. Shadow shapes resulting from the four different settings on the spin (a_*) and the NUT parameter (n_*), i.e., $(a_*, n_*) = (0, 0)$ (Schwarzschild metric), $(1, 0)$ (extremely rotating Kerr metric), $(0.9, 0.7)$ (KTN BH), and $(5, 0.9)$ (KTN NS), respectively, for $i = 17^\circ$. This Figure illustrates that the shadow shapes resulting from different KTN parameter settings are all nearly circular but the shadow sizes can be significantly different from each other. In the inset, although we display that the resulting deviation from circularity is only within 5% for these particular settings of parameters, it can be, in fact, higher for the different settings of a_* and n_* .

coordinates which reduce to [47] :

$$x^2 + y^2 = (r^2 + a^2) \sin^2 \theta \quad \text{and} \quad z = r \cos \theta. \quad (10)$$

Thus, the ring singularity ($r = 0$, $\theta = \pi/2$ in the Boyer-Lindquist coordinates) can be expressed as (see Figure 25 of [47])

$$x^2 + y^2 = a^2 \quad \text{and} \quad z = 0. \quad (11)$$

Eq. (10) shows that the radius (in the Kerr-Schild coordinates) of $r_{\text{CPO}} (\equiv M)$ for $a_* = 1$ is $\sqrt{x^2 + y^2}|_{r \rightarrow M} = \sqrt{2}M = 1.414M$. Now, for a nearly extremal naked singularity (NENS), say, $a_* = 1.00001$, the radius of CPO is : $\sqrt{x^2 + y^2}|_{r \rightarrow 0} = |a_*| = 1.00001M$. It is needless to say here that the radius of CPO increases with the further increment of a_* for the Kerr NS. The above discussion gives a rough idea that why the shadow size first decreases for the ‘transition’ from the extremal BH to a NENS and then increases again.

Note here that the shadow size varies from 10.4 to 9.6 for the Kerr BH with spin (a_*) varying from 0 to 1 for the inclination angles, i.e., $0 \leq i \leq 89^\circ$ (see Figure 2 of [44]). One can see exactly the opposite scene for the Taub-NUT BH, i.e., KTN BH with $a_* = 0$. In this case, the shadow size increases with increasing the value of $|n_*|$, but it does not change with the value of i , as the Taub-NUT spacetime is spherically symmetric [13, 23]. The different

nature of these two parameters is reflected in the shadow size of KTN BH. In general, the shadow size increases with increasing $|n_*|$ for a fixed value of a_* in case of the KTN BH. In contrast, it can increase or decrease with increasing n_* for a fixed value of a_* in case of the KTN NS. This statement is true for any inclination i no matter whether it is a KTN BH or a KTN NS, which is also clear from Panels (a)–(d) of Figure 2 as well as Figure 3.

The appearance of the special feature (decreasing the shadow size for the transition from the extremal BH to the NENS) in the violet colored region of Figure 3 is not unusual in case of a NENS as discussed at the end of the first paragraph of this section. However, this explanation is true only for the KTN spacetime with the value of n_* : $0 > n_* > -3.27$, if one moves along the OY' axis with a constant value of a_* . For a general large parameter space, the violet colored regions adjacent to the green dashed lines, shifts towards the right (left) side of the plot in Quadrant IV (Quadrant II), and the subsequent rainbow color appears at adjacent to the green dashed line. This means that the shadow sizes of KTN NENSs can be much

⁴ Figure 3 is, in fact, the extensive version of Panel (b) of Figure 2 with all of the four quadrants, as this particular plot is also necessary to constrain n_* and a_* for M87* using Figure 6. As the feature of the shadows for all inclination angles are almost similar to Figure 3, we do not repeat it by plotting Panels (a), (c) and (d) of Figure 2 for all of the four quadrants.

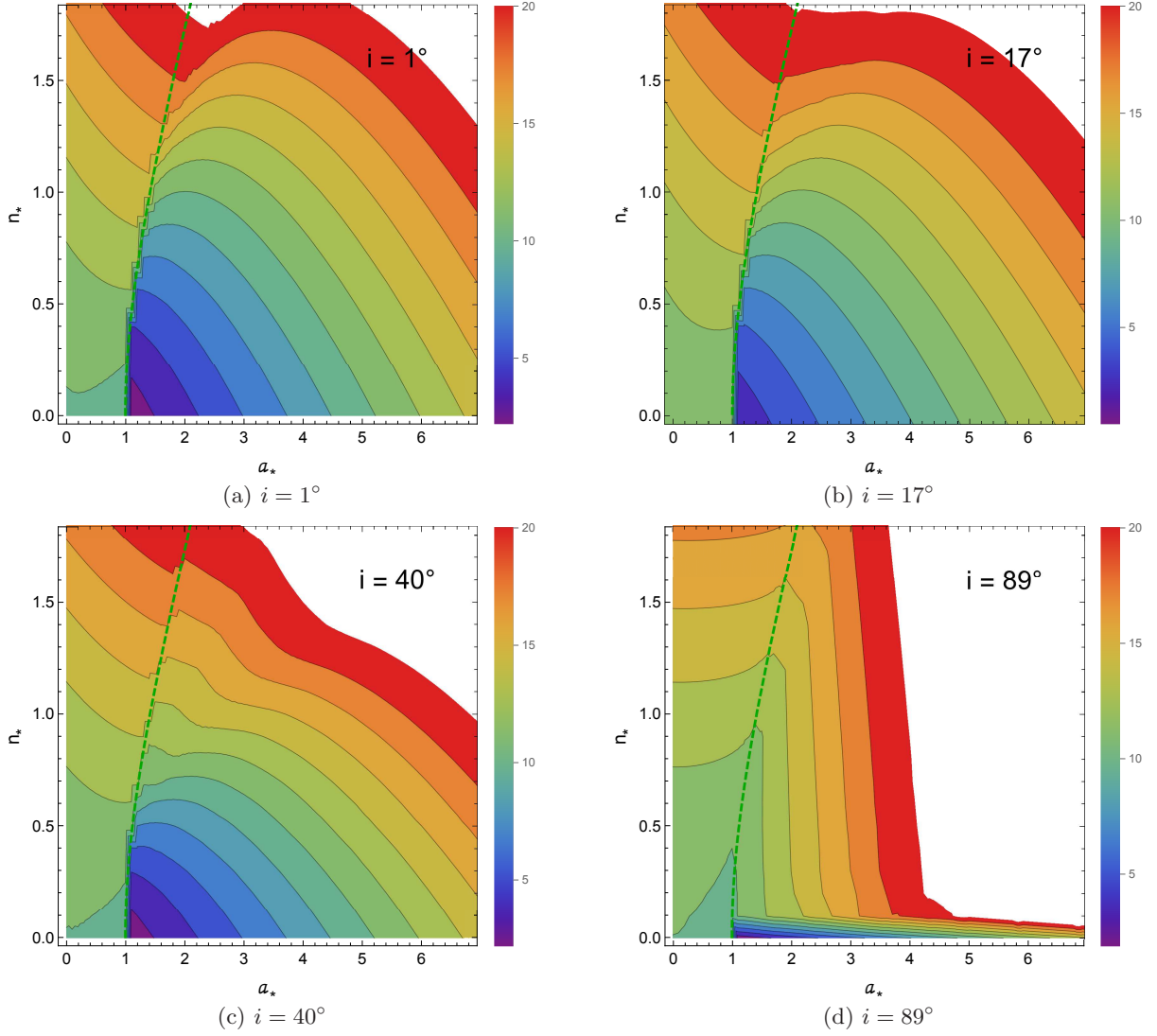


Fig. 2. Dependence of the shadow radius \bar{R} (in unit of ‘ M ’) on the Kerr and NUT parameters of a KTN collapsed object, for four different inclination angles (i). Variation of these theoretically predicted shadow sizes are indicated by the rainbow colors. The green dashed line represents the division between the KTN BHs (left) and the KTN NSs (right). As seen from this figure, compared to the shadow sizes of the Kerr BHs, the shadow sizes of the Kerr NSs are not necessarily smaller in the whole range of a_* (i.e., $|a_*| > 1$), and they can be larger. See Secs. 3.1 and 3.2 for details.

bigger (~ 10) than zero in such a case. Not only this, it is also shown that if θ_s (location of the singularity, see Eq. 4) is bigger than the inclination angle (i), i.e., $\theta_s > i$, one can see an extremely smaller shadow, whereas the shadow will be much bigger for $\theta_s \leq i$. The above statement is true in either way, i.e., depending on a slight change in i from θ_s (i.e., $i \rightarrow \theta_s \pm 0.1^\circ$), one can see a large difference in the shadow size of a same KTN object. For example, if we consider a KTN NS with $(a_*, n_*) \sim (8.36, -8)$, i.e., $\theta_s \sim 17^\circ$, one can see the shadow size of the object as ~ 0.003 with $\Delta d \sim 0$ for $i = 16.9^\circ$, whereas the shadow size becomes ~ 15.5 with $\Delta d \sim 0.09$ for $i = 17.1^\circ$. The reason behind these interesting discontinuity effects is due to an important relation between i and θ_s , which is vividly discussed in Appendix A.

3.2 Dependence of the shadow circularity on a_* , n_* , and i

Earlier it was shown in [48] that the NUT parameter not only increases the size of the KTN BH shadow (with the same M and a_*), but it also circularize the BH shadow ellipse⁵ [48]. The first property can be seen from Figure 2, and the second one from Figure 4. The left side

⁵ Although it is asserted as the ‘ellipse’ in [48], it should be actually regarded as the ‘distorted form of a circle’. The increment of BH’s angular momentum distorts the ‘circular’ form of shadow but it does not take the shape of shadow to an exact form of ‘ellipse’. See Figure 4 and the end of Sec. 3 of [48] for details. However, this simpler description helps one to realize here the ‘opposite behavior’ of the Kerr parameter and

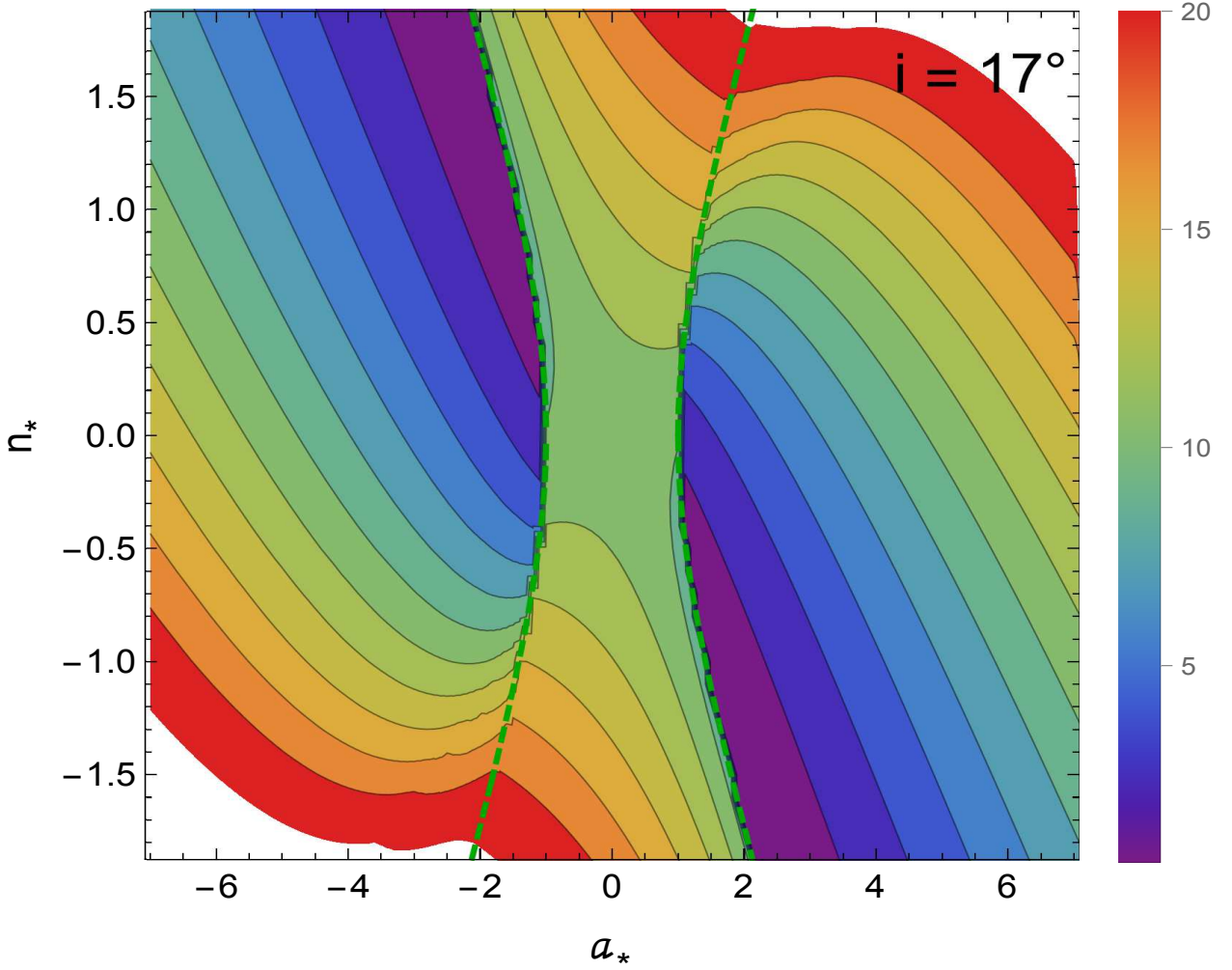


Fig. 3. Dependence of the shadow radius \bar{R} (in unit of ‘ M ’) on the Kerr and NUT parameters of a KTN collapsed object, for $i = 17^\circ$, i.e., it is an extended version of Panel (b) of Figure 2 with all of the four quadrants: Quadrants I–IV. The plane is divided into the KTN BH and KTN NS regions by the two thin dashed green lines, i.e., the region between the two green lines implies the KTN BH region whereas rest of the plane implies the KTN NS region. This figure shows that the shadow size increases with increasing $|n_*|$ for a fixed value of $|a_*|$ in case of the KTN BH. On the other hand, it increases (or decreases) with increasing n_* for a fixed $a_* > 0$ (or $a_* < 0$) in the range of $n_* > -\cot 17^\circ$ (or $n_* < \cot 17^\circ$) for KTN NS. Here we plot for a limited parameter space. For a general large parameter space ($|n_*| > \cot 17^\circ$), the violet colored region adjacent to the green dashed line, shifts towards the right (left) side of the plot in Quadrant IV (Quadrant II), and the subsequent rainbow color appears at adjacent to the green dashed line. This means that the shadow sizes of KTN NENSs can be much bigger (~ 10) than zero in such a special case. See Sec. 3.1 and Appendix A for details.

of green dashed line of Figure 4 represents the KTN NS region whereas its right side represents the KTN BH region. Panel (a) of Figure 4 shows that the shadow of KTN BH becomes circular with increasing the value of n_* for $a_* = 1.1$. The Kerr parameter tries to make it further elliptical. Comparing panels (a) and (b) of Figure 4, one can see this interesting difference of the Kerr and NUT parameters for the KTN BH. The same figures also show

the NUT parameter in a better way. Therefore, we continue our discussion in this paper following [48], i.e., we use the word ‘ellipse’ or ‘elliptical’, instead of the ‘distorted form of a circle’, keeping in mind that the word ‘ellipse’ does not mean here an exact form of ellipse or elliptical shape in mathematics.

that the shadows are in general elliptical for $i \sim 40^\circ$ in the case of KTN NSs.

Now, due to the small increment in n_* from 0 (i.e., equivalent to the Kerr spacetime) to 0.1, Panel (a) of Figure 5 spans the inclination and spin parameter region. The colored region represents the deviation from circularity which is less than 10% or 0.1 as defined in Eq. (9). As we have already mentioned that our probe includes both the BH as well as NS region, the left side of the green dashed line represents the KTN BHs whereas right side of the same represents the KTN NSs. The green dashed line stands for the extremal KTN BH. The maximum allowed value of inclination for $a_* \sim 6$ is less than 40° . If we further increase (decrease) the value of n_* , the shadow size

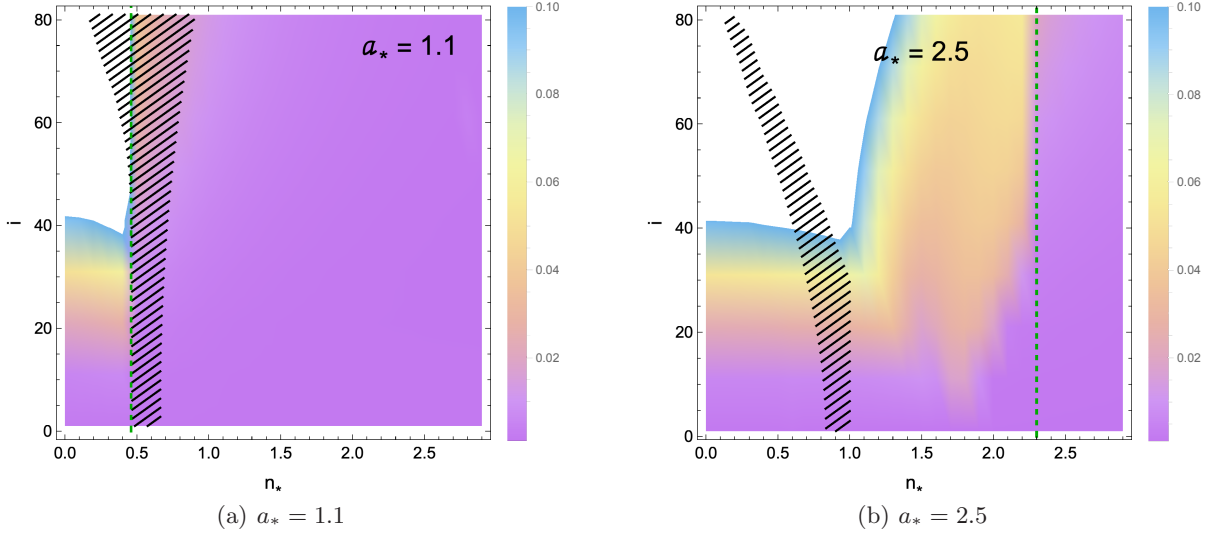


Fig. 4. Dependence of the deviation from the circularity of an object with KTN metric on i and n_* plane, for two different a_* values. These two panels illustrate one important property of the NUT parameter in general, i.e, it decreases the deviation from the circularity of the BH shadow. In each panel, the hatched region indicates the parameter space allowed by the shadow size measured from the EHT observations for M87* (Eq. 12), while the white region is excluded by the circularity constraint from the same EHT observation ($\Delta d \lesssim 0.1$). The left side of the thin green dashed line stands for the KTN NSs, and its right side the KTN BHs. See Secs. 3.2 and 4 for details.

will be larger (smaller) and the hatched region in KTN NS moves to the smaller (larger) value of the spin parameter. This can be seen by comparing Panels (a) and (b) of Figure 5.

Figure 6 is drawn with the combinations of a_* and n_* for a fixed inclination angle, $i = 17^\circ$. The presence of thin Yellow-Cyan (YC) region along the green dashed line of this figure indicates that a high deviation of circularity with $3\% < \Delta d \lesssim 10\%$ can be possible in Quadrants II and IV. For the general large parameter space, the thin YC regions, adjacent to the green dashed lines of Quadrants II & IV, are broadened for increasing the value of $|n_*|$.

4 Constraining the gravitomagnetic monopole in M87*

It was suggested in [2] that the possibility for M87* being a Kerr NS is ruled out by arguing that the shadows of Kerr NSs ($|a_*| > 1$) are substantially smaller and very asymmetric compared to those of Kerr BHs. Referring to the discussion of Sec. 3.1, we can say that the argument given in [2] is shaky. This can also be seen from Figure 2 (b) that one can obtain a short range of a_* : $4.5 \lesssim a_* \lesssim 6.5$ for which the shadow size is comparable to the Kerr BHs. This is recently shown by [6] as well. However, there is a basic difference between that work [6] and our present work. They considered one extra parameter, R_{ss} , which governs the scale at which quantum gravity effects become relevant. Therefore, they obtained two different ranges of a_* for which M87* could be a superspinar. These are: $1 \lesssim a_* \lesssim 4.5$ for $1.8 \lesssim R_{ss}/M \lesssim 3.5$ and $4.5 \lesssim a_* \lesssim 6.5$ for

$R_{ss}/M \lesssim 3$. In our case, we do not consider that extra parameter R_{ss} for the KTN NS. This means, we consider up to $r \rightarrow 0$, i.e, $R_{ss} \rightarrow 0$ is considered for our work. That is why, we obtain (see Figure 2(b)) the allowed range for M87* as $4.5 \lesssim a_* \lesssim 6.5$ for $n_* \rightarrow 0$. It is useful to mention here that we restrict our probe for the KTN NS up to $R_{ss} \equiv r \rightarrow 0$ in this paper. We do not consider the KTN NS with a boundary at a positive value of r unlike those presented in [6]. This also means that the quantum gravity effects are considered not to be relevant [49, 5] for $r > 0$ for this work.

To quantify our results we first consider the recently reported observational constraints by the EHT collaboration [50] on the shadow size of the BH in M87 as [1, 6]

$$\frac{D\delta}{M} \simeq 11.0 \pm 1.5 \quad (12)$$

for M (mass of M87*) = $(6.5 \pm 0.2|_{\text{stat}} \pm 0.7|_{\text{sys}}) \times 10^9 M_\odot$ and δ (average diameter of the crescent) = $(42 \pm 3) \mu\text{arcsec}$ [50]. Although the distance of M87* is $D = 16.8^{+0.8}_{-0.7} \text{ Mpc}$, we consider $D = 16.8 \pm 0.75 \text{ Mpc}$ in the above equation for the simplification of our calculation following [6]. Considering the KTN metric (Eq. 1) and observed parameter values, one can now constrain the value of NUT charge in M87* for Eq. (12). It is needless to say here that we use the KTN metric instead of the Kerr metric which was used in [1, 6]. We also follow the limit of Δd : $\Delta d \lesssim 10\%$ [1], as reported by the EHT collaboration.

Here, Figure 4 shows how the allowed region of the shadow size of M87* varies with n_* for a fixed value of a_* , irrespective of the inclination angle. Especially the hatched region of this figure shows the allowed size of

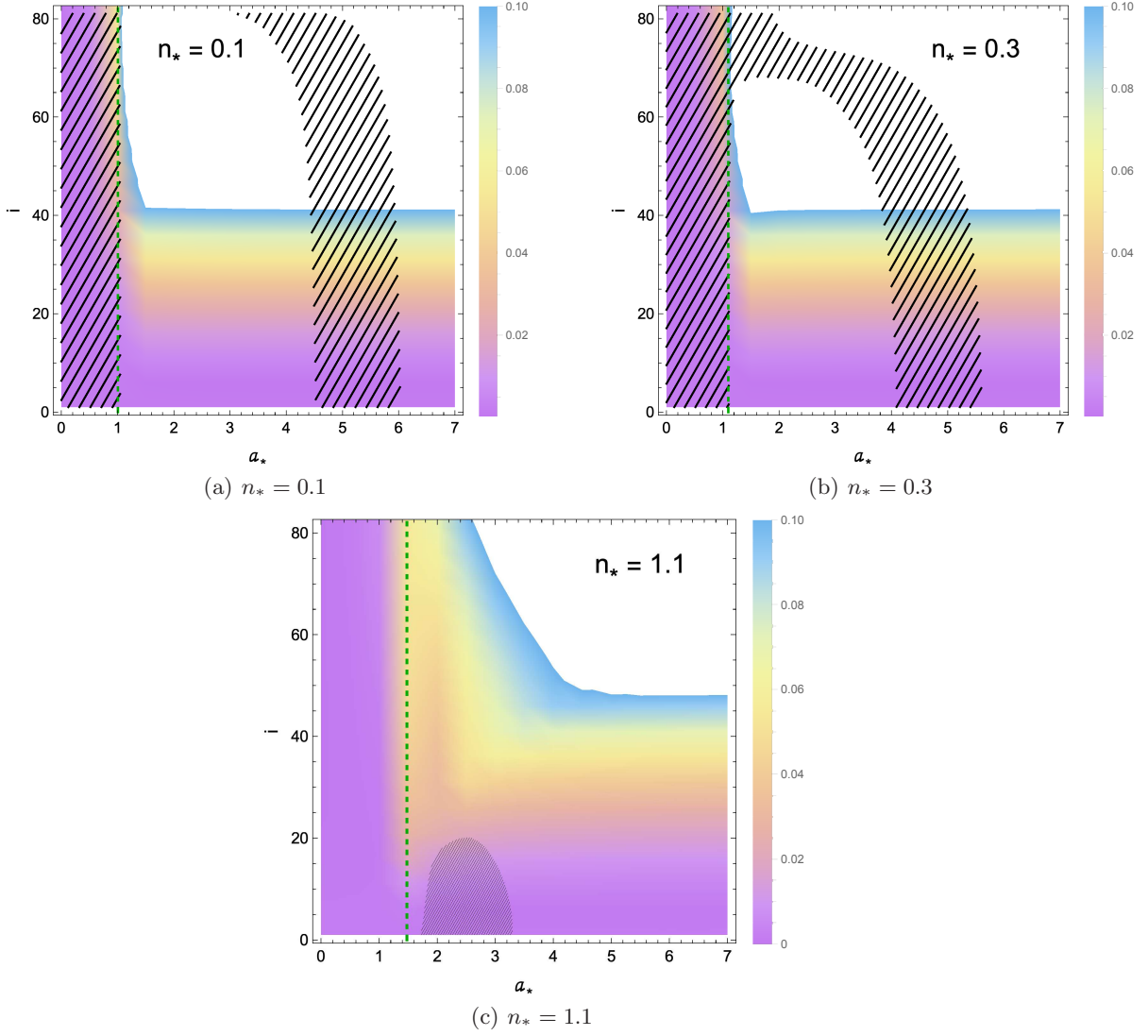


Fig. 5. Dependence of the deviation from the circularity of an object with KTN metric on i and a_* , for the different n_* values. In each panel, the hatched region indicates the parameter space allowed by the EHT measurement of M87* shadow size, and the white region is excluded by the circularity constraint obtained for M87* ($\Delta d \lesssim 0.1$). The green dashed line stands for the extremal KTN BH. The left and the right sides of green dashed line represent the KTN BH and the KTN NS regions, respectively. See Secs. 3.2 and 4 for details..

shadow according to Eq. (12). This implies that although the high value of inclination angle is satisfied for the KTN BH, it is excluded for the KTN NS by the circularity condition of the shadow of M87*. If we increase the value of a_* , the size of the shadow will be smaller and the hatched region moves from the right to left, i.e., BH to NS region. It also shows that allowed values of the inclination angle decreases with the increasing value of a_* . Interestingly, the shadow size of M87* does not only exclude the KTN BH for $n_* = 1.1$, but also excludes the high value of inclination angle. This is shown by the hatched region of Panel (c) of Figure 5 that the following range of a_* : $1.7 < a_* < 3.3$ with $i < 20^\circ$ is only compatible with the circularity condition of M87* for this particular case.

Now, as mentioned, Figure 6 is drawn for $i = 17^\circ$ to show the combinations of a_* and n_* which could be relevant for M87*. This assumption is made based on the estimated angle between the approaching jet (parallel/anti-parallel to spin direction) and line of sight by [51], that leads to the value as 17° . The jet direction is controlled by the BH spin. If the BH spin axis is aligned with the jet, then the asymmetry of the shadow implies that the black hole spin is pointing away from Earth, i.e., the rotation of the BH is clockwise ($a_* < 0$) as viewed from Earth (see Fig. 5 of [2]). In Figure 6, we plot all of the four quadrants, as discussed at the end of Sec. 2 (we do not repeat here it again). A close observation of our results reveals that the features of hatched region in Quadrants I and III are same, whereas the features of Quadrants II and IV are

same. Thus, we describe below these two different features separately.

4.1 Quadrants I and III

One can see from the plots of Quadrants I and III that M87* is not allowed as a KTN BH for the high value of $|n_*|$, i.e., $|n_*| > 1$. For instance, if M87* is a KTN BH with $|a_*| = 1$, the value of $|n_*|$ has to be less than 0.6. If M87* is a KTN BH, the allowed ranges are $0 < |a_*| < \sqrt{1 + n_*^2}$ and $0 < |n_*| < 0.9$. To be a KTN NS, the allowed ranges are $1 < |a_*| < 6.2$ and $0 < |n_*| \lesssim 1.1$. The upper limit of the NUT charge which could be contained in M87*, is $|n_*| \sim 1.1$. In that case, the value of the spin parameter will be $|a_*| \sim 2.4$. Quadrants I and III of Figure 6 and the above mentioned two separate ranges imply that there is a degeneracy in the value of $|n_*|$, i.e. for $0 < |n_*| < 0.9$, M87* could be a KTN BH or a KTN NS. This degeneracy could be broken by analyzing the deviation of circularity of the shadow of M87* more accurately. To be a KTN BH with $0 < |n_*| < 0.9$, the shadow should be almost circular (i.e., $\Delta d \lesssim 1\%$) whereas, it can significantly deviate from circularity if M87* is a KTN NS with $0 < |n_*| < 0.9$, as seen from Quadrants I and III of Figure 6.

4.2 Quadrants II and IV

One can see from the plots of Quadrants II and IV of Figure 6 that M87* is allowed as a KTN BH for the low value ($|n_*| \leq 1$) as well as the high value ($|n_*| > 1$) of n_* , unlike Quadrants I and III. In fact, the value of $|n_*|$ of M87* as a KTN BH or NS can be greater than even 2 (i.e., $|n_*| > 2$), which is not shown in the plot. To be a KTN NS of much lower value of n_* (i.e., $|n_*| < 1$), the allowed ranges for a_* starts from $|a_*| \sim 4.5$. We plot Figures 3 and 6 for a limited parameter space. For a general large parameter space, much higher values of $|a_*|$ and/or $|n_*|$ are possible for M87* as a KTN BH or a KTN NS in Quadrants II and IV, if we compare it to the other two quadrants (I and III). For instance, the black hatched region of NS, which spans with $4.5 \lesssim |a_*| \lesssim 6.2$ (i.e., $\Delta a_* \sim 1.7$) for $|n_*| \rightarrow 0$, shifts towards right (left) of the plot in Quadrant IV (Quadrant II) with the higher values of $|a_*|$ for increasing the value of $|n_*|$. As an example, the black hatched region of NS extends in the following range of a_* : $19 < a_* < 21$ for $n_* = -10$. However, the width of black hatched region of NS remains almost constant ($\Delta a_* \sim 2$) for a fixed value of n_* in the following range: $0 < |n_*| < 10$. Not only this, the value of Δd also remains almost constant (i.e., $\Delta d \sim 1\%$) for the above-mentioned black hatched region of NS.

As it is seen from the discussion of Sec. 3.2 that, for the general large parameter space, the thin YC regions, adjacent to the green dashed lines, are broadened for increasing the value of $|n_*|$, and the black hatched region of NS can be overlapped with this region. Note that the value of Δd in the black hatched regions of NS is not necessarily always be within 2% as shown in the limited parameter space of Figure 6, it can also be equal to or greater than

10% (i.e., $\Delta d \lesssim 10\%$) depending on the values of a_* & n_* in the general large parameter space, specifically close to the green dashed lines. For example, if M87* is a KTN NS of Quadrant IV with $a_* \sim 5.2$ and $n_* \sim -5$, the shadow size would be ~ 12 with $\Delta d \sim 10\%$.

5 Conclusion and discussion

The KTN metric is the mathematical solution of the Einstein field equation, and the EHT observations [2] have not ruled out the possibility of M87* containing the gravitomagnetic monopole/NUT charge, yet. In this work, we have investigated the possibility for the existence of gravitomagnetic monopole in M87*, by studying how the shadow size and shape depends on the KTN metric parameters and using the first observational image of its shadow as constraints. We have found that the observational constraints on the size and circularity of the M87* shadow do not exclude the possibility that this compact object can be a naked singularity and contain the gravitomagnetic monopole. It is, therefore, important to have accurate measurements of both the shadow size and asymmetry, which can be used to put strong constraints on a_* and n_* , and break the degeneracies between the different metrics as well as between the BHs and NSs. If M87* is really a KTN NS, the accurate measurements of both the shadow size and asymmetry can help to break the degeneracies between the different quadrants.

Secondly, our finding reveals that the observational image is not only compatible with the KTN metric of the limited ranges of a_* and n_* as shown in Figure 6, but it is also compatible with the general large parameter space as discussed in Sec. 4. Furthermore, we have also shown that if M87* in fact contains the gravitomagnetic monopole the upper limit of n_* cannot be greater than 1.1, i.e., $n_* \lesssim 1.1$ in case of the prograde rotation ($a_* > 0$), whereas the lower limit of n_* cannot be less than -1.1 , i.e., $n_* \gtrsim -1.1$ in case of the retrograde rotation ($a_* < 0$). If the deviation from the circularity of the shadow is found to be less than 1% by the future EHT-like observations (such as, ngEHT [52]), the Kerr and KTN NSs are falsifiable. In spite of that, M87* could still be described as a KTN BH with the upper limit of n_* as $n_* < 0.9$ in case of the prograde rotation ($a_* > 0$), and the lower limit of n_* as $n_* > -0.9$ in case of the retrograde rotation ($a_* < 0$). Note that our conclusion can be true, if M87* as a AGN (see [23]) contains the NUT charge.

Acknowledgments

This work is partly supported by the National Key Program for Science and Technology Research and Development (Grant No. 2016YFA0400703, 2016YFA0400704), the National Natural Science Foundation of China under grant No. 11873056, 11690024, 11673001, 11750110410, and the Strategic Priority Program of the Chinese Academy of Sciences (Grant No. XDB 23040100). M. G.-N. and C. C. acknowledge support from the China Postdoctoral Science Foundation, Grant No. 2017LH021 and 2018M630023 respectively.

h

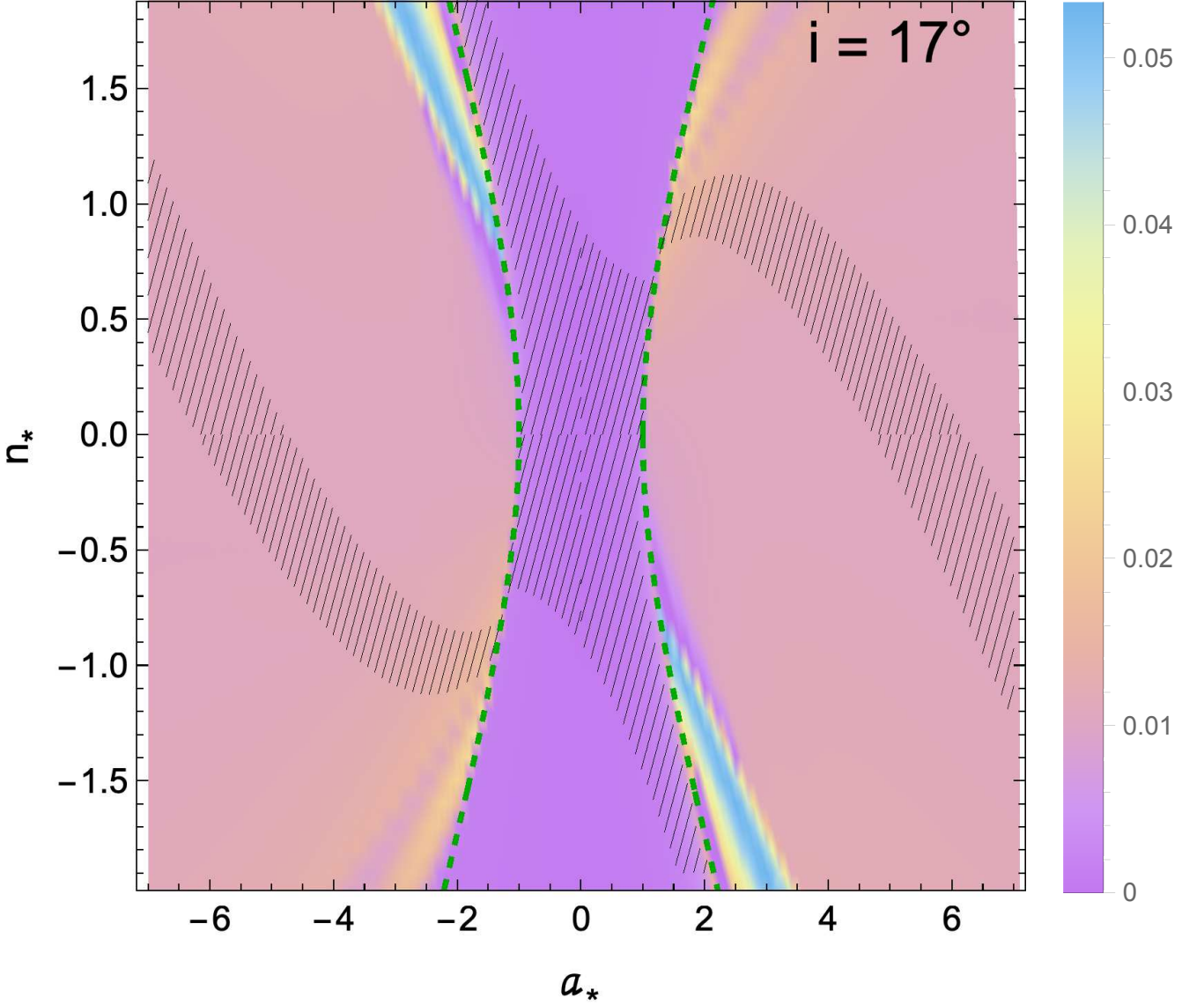


Fig. 6. Constraints on NUT parameter (n_*) and Kerr parameter (a_*) obtained by using the EHT results for M87* shadow and assuming an inclination angle of $i = 17^\circ$. The plane is divided into KTN BH and KTN NS regions by the two thin dashed green lines, i.e., the intermediate portion of the two green lines implies the KTN BH region whereas rest of the plane implies the KTN NS region. The entire (colored) region of this plot represents those with circularity $\Delta d \lesssim 10\%$, as required by the EHT observations for M87*. The combinations of a_* & n_* in the hatched region can be regarded as the allowed region for M87*. This figure shows that M87* could contain gravitomagnetic monopole n_* , in which case the upper limit of n_* cannot be greater than 1.1, i.e., $n_* \lesssim 1.1$ for the prograde rotation ($a_* > 0$), whereas the lower limit of n_* cannot be less than -1.1 , i.e., $n_* \gtrsim -1.1$ for the retrograde rotation ($a_* < 0$). This figure also suggests that the measurement of the shadow asymmetry with 1% of accuracy can help to break the degeneracy between a BH and a NS, in general. Even if the KTN NS is falsifiable, M87* could still be described as a KTN BH with the upper limit of n_* as $n_* < 0.9$ in case of the prograde rotation, and the lower limit of n_* as $n_* > -0.9$ in case of the retrograde rotation. Here we plot for a limited parameter space. For a general large parameter space, the thin Yellow-Cyan regions, adjacent to the green dashed lines of Quadrants II & IV, are broadened for increasing the value of $|n_*|$ and the black hatched region of NS can be overlapped with this region. Moreover, the value of Δd in the black hatched regions of NS is not always bounded within the value 10%, but it can also be equal to or greater than 10% (i.e., $\Delta d \lesssim 10\%$ is possible in the black hatched region of NS) depending on the values of a_* & n_* in the general parameter space. See Secs. 3.2 and 4 for details.

A Relation between i and θ_s in the Kerr-Taub-NUT spacetime

General case: Eq. (4) shows that although the singularity is always located at the equatorial plane: $\theta_s = \pi/2$ in the Kerr spacetime, this is not true for the KTN spacetime. Therefore, one can write Eq. (4) as

$$a_* = -n_* \sec \theta_s \quad (13)$$

Now, substituting this (Eq. 13) into the basic NS condition:

$$a_*^2 > 1 + n_*^2 \quad (14)$$

we obtain

$$\pm n_* \theta_s > \cot \theta_s, \quad (15)$$

$$\text{i.e., } n_* \theta_s > \cot \theta_s \quad (\text{for Quadrant II}) \quad (16)$$

$$\text{and, } n_* \theta_s < -\cot \theta_s \quad (\text{for Quadrant IV}). \quad (17)$$

The corresponding value of a_* can be obtained from Eq. (13) as :

$$a_* \theta_s < -\operatorname{cosec} \theta_s \quad (\text{for Quadrant II}) \quad (18)$$

$$\text{and, } a_* \theta_s > \operatorname{cosec} \theta_s \quad (\text{for Quadrant IV}). \quad (19)$$

Below we discuss only for Quadrant IV, as the discussion on Quadrant II is similar to this one. For a fixed value of n_* in Figure 3, the shadow size starts to decrease rapidly if one crosses $a_* = -n_* \sec \theta_s$ (not for crossing $a_* = \sqrt{1 + n_*^2}$). This is valid for those values of n_* which satisfy: $n_* < -\cot \theta_s$. In contrast, the shadow size suddenly becomes very small due to crossing $a_* = \sqrt{1 + n_*^2}$ (which is similar to the Kerr case) for those values of n_* which satisfy: $0 > n_* > -\cot \theta_s$. This term ($-n_* \sec \theta_s$) does not show any interesting effect for the later case, as its value falls in the BH region, i.e., $-n_* \sec \theta_s \leq \sqrt{1 + n_*^2}$, but it plays an important role if its value falls in the NS region, i.e., $-n_* \sec \theta_s > \sqrt{1 + n_*^2}$. We have already calculated that this term comes outside of the BH region from this particular point (ζ_{θ_s})⁶

$$\zeta_{\theta_s} \equiv (a_{*\theta_s}, n_{*\theta_s}) = (\operatorname{cosec} \theta_s, -\cot \theta_s). \quad (20)$$

This means that one can see its effect beyond this particular point and in that case this particular term ($-n_* \sec \theta_s$) plays an important role for the size of the shadow. In this special case, the shadow of KTN NENSs can be much bigger (comparing to the Kerr NENSs) for the following range of a_* : $\sqrt{1 + n_*^2} < a_* \leq -n_* \sec \theta_s$ but it starts to decrease rapidly for crossing the point $a_* = -n_* \sec \theta_s$ for a fixed n_* and eventually becomes very small. After that the shadow size increases again. Due to the same reason, the shadow size does not appear to be smaller for the transition from the extremal BH to NENS for $n_* < -\cot \theta_s$.

⁶ ζ_{θ_s} also satisfies the condition of the extremal BH, i.e., the horizon is located at $R_h = M \left(1 + \sqrt{1 + (-\cot \theta_s)^2 - (\operatorname{cosec} \theta_s)^2} \right) = M$

Thus, if one moves from $a_* = \sqrt{1 + n_*^2}$ (extremal BH) towards right along the OX axis with a fixed n_* , one cannot see any abnormality in the shadow size for the transition from the extremal BH to NENS. The violet colored region adjacent to the green dashed line of Figure 3 is, therefore, shifted towards the right side of the plot. This special transition (shadow starts to decrease rapidly) occurs at $(a_*, n_*) \equiv (-n_* \sec \theta_s, n_*)$ for a fixed n_* .

Application to the recent EHT result for M87*

The above mentioned scenario can be discussed considering an example of the recent EHT result for M87*. In this case, the transition starts at the point (see Eq. 20)

$$\zeta_{17} = (a_{*17}, n_{*17}) = (\operatorname{cosec} 17^\circ, -\cot 17^\circ) \equiv (3.421, -3.271) \quad (21)$$

for $\theta_s = 17^\circ$ in Quadrant IV. Therefore, the violet colored region of Figure 3 will be shifted towards the right side of the plot for $n_* \lesssim -3.271$ (specifically from this point: $\zeta_{17} = (3.421, -3.271)$). For this case, if we move from the green dashed line of Figure 3 towards right (i.e., $a_* \rightarrow 7$) along a fixed n_* , one cannot see any abnormality in the shadow size for the transition from the extremal BH to NENS. However, the violet colored region still remains adjacent to the green line for $0 > n_* > -3.271$. The special transition (shadow starts to be smaller rapidly) occurs at $(a_*, n_*) \equiv (-n_* \sec 17^\circ, n_*) = (-1.046 n_*, n_*)$ for a fixed n_* . The whole picture is also clear from the values given in Table 1.

Interestingly, a deeper study of the values given in Table 1 reveals that, if θ_s is greater than the inclination angle (i), i.e., $\theta_s > i$, one can see an extremely smaller shadow, whereas the shadow will be much bigger for $\theta_s \leq i$. The above statement is true in either way, i.e., depending on a slight change in the inclination angle from the location of singularity, one can see a huge difference in the shadow size of a same KTN object. This does not arise in case of the Kerr spacetime ($n_* = 0$), as

$$\zeta_{90} = (a_{*90}, 0) = (\operatorname{cosec} 90^\circ, -\cot 90^\circ) = (1, 0) \quad (22)$$

is a constant for any value of i . Therefore, the rapid decreasing in the shadow sizes always occurs at $|a_*| = 1$, during the transition from the extremal Kerr BH to the Kerr NENS for any inclination angle i .

Here, we should note that Eqs. (13) and (15) hold for both the Quadrants II & IV and this special situation arises only in these two quadrants, for which the location of singularity can vary from $\theta_s \rightarrow \pi/2$ to $\theta_s = 0$, as discussed in Sec. 2.

References

1. The Event Horizon Telescope Collaboration, *Astrophys. J.* **875**, L1 (2019).
2. The Event Horizon Telescope Collaboration, *Astrophys. J.* **875**, L5 (2019).

n_*	$\sqrt{1+n_*^2}$	$-n_* \sec 17^\circ$	a_*	Δd	Shadow size
-1	1.41	1.05	1.00	0.002	10.60
			1.40	0.012	8.73
			1.50	0.050	0.567
-2	2.24	2.09	2.00	0.005	10.95
			2.20	0.015	9.38
			2.30	0	0.703
-3.27	3.42	3.42	3.40	0.024	10.18
			3.44 ($18.09^\circ = \theta_s > i$)	0	0.003
-4	4.12	4.18	4.12	0.038	10.38
			4.16 ($15.94^\circ = \theta_s < i$)	0.096	11.23
			4.18 ($17.00^\circ = \theta_s = i$)	0.025	7.43
			4.20 ($17.75^\circ = \theta_s > i$)	0	0.003
-6	6.08	6.27	6.25 ($16.26^\circ = \theta_s < i$)	0.108	13.45
			6.29 ($17.47^\circ = \theta_s > i$)	0	0.003
-8	8.06	8.36	8.34 ($16.42^\circ = \theta_s < i$)	0.117	15.57
			8.38 ($17.32^\circ = \theta_s > i$)	0	0.003

Table 1. The shadow size starts to decrease rapidly for crossing $a_* = -n_* \sec 17^\circ$ (or, $a_* = -1.046n_*$), not for crossing $a_* = \sqrt{1+n_*^2}$, which is valid for the values of $n_* : n_* < -3.27$. In contrast, the shadow size suddenly becomes very small due to crossing $a_* = \sqrt{1+n_*^2}$ for the values of $n_* : 0 > n_* > -3.27$ (similar to the case for Kerr spacetime). This term ($-n_* \sec 17^\circ$) does not show any interesting effect in the shadow sizes, as its value falls in the BH region (see the first two columns for $n_* = -1$ and -2), but the rapid decreasing in the shadow sizes is seen in the last three columns (see $n_* = -4, -6$ and -8) as its ($-n_* \sec 17^\circ$) value falls in the NS region. For the latter, the shadow of KTN NENS can be bigger (comparing to the Kerr NENSs) but it starts to decrease rapidly for crossing the point $a_* = -n_* \sec 17^\circ$ for a fixed n_* , and eventually becomes very small. After that the shadow size increases again.

3. E. Newman, L. Tamburino, T. Unti, J. Math. Phys. **4**, 915 (1963).
4. C. Chakraborty, P. Kocherlakota, P. S. Joshi, Phys. Rev. D **95**, 044006 (2017).
5. C. Chakraborty, P. Kocherlakota, M. Patil, S. Bhattacharyya, P. S. Joshi, A. Królak, Phys. Rev. D **95**, 084024 (2017).
6. C. Bambi, K. Freese, S. Vagnozzi and L. Visinelli, Phys. Rev. D **100**, 044057 (2019).
7. J. B. Hartle, *Gravity: An introduction to Einstein's General relativity*, Pearson (2009).
8. S-W. Wei, Y-X. Liu, C-E Fu, K. Yang, JCAP **10** (2012) 053.
9. S. Ramaswamy, A. Sen, Phys. Rev. Lett. **57**, 1088 (1986).
10. S. Ramaswamy, A. Sen, J. Math. Phys. (N.Y.) **22**, 2612 (1981).
11. W. B. Bonnor, Proc. Camb. Phil. Soc. **66**, 145 (1969).
12. J. S. Dowker, Gen. Rel. Grav. **5**, 603 (1974).
13. C. W. Misner, J. Math. Phys. **4**, 924 (1963).
14. F. W. Hehl, P. v. d. Heyde, G. D. Kerlick, Rev. Mod. Phys. **48**, 393 (1976).
15. D. Bini et al., Class. Quantum Grav. **20**, 457 (2003).
16. R. L. Zimmerman, B. Y. Shahr, Gen. Rel. Grav. **21**, 821 (1989).
17. C. Bunster, M. Henneaux, PNAS **104**, 12243 (2007).
18. C. Bunster et al., Phys. Rev. D **73**, 105014 (2006).
19. A. Virmani, Phys. Rev. D **84**, 064034 (2011).
20. V. Kagramanova et. al, Phys. Rev. D **81**, 124044 (2010).
21. I. D. Novikov, *Evolution of the Universe*, Cambridge University Press, New York (1983)
22. J. Friedman et al., Phys. Rev. D **42**, 1915 (1990)
23. D. Lynden-Bell, M. Nouri-Zonoz, Rev. Mod. Phys. **70**, 427 (1998).
24. C. Liu, S. Chen, C. Ding, J. Jing, Phys. Lett. B **701**, 285 (2011).
25. C. Chakraborty, Eur. Phys. J. C **75**, 572 (2015).
26. C. Chakraborty, S. Bhattacharyya, Phys. Rev. D **98**, 043021 (2018).
27. C. Chakraborty, S. Bhattacharyya, JCAP **05** (2019) 034.
28. M. Amir, K. Jusufi, A. Banerjee, S. Hansraj, Class. Quant. Grav. **36**, 215007 (2019).
29. M. Amir, A. Banerjee and S. D. Maharaj, Annals Phys. **400**, 198 (2019).
30. K. Jusufi, M. Amir, M. S. Ali, S. D. Maharaj, Phys. Rev. D **102**, 064020 (2020).
31. S. G. Ghosh, M. Amir, S. D. Maharaj, Nucl. Phys. B **957**, 115088 (2020).
32. R. Kumar, S. G. Ghosh, A. Wang, Phys. Rev. D **100**, 124024 (2019).
33. R. Kumar, S. G. Ghosh, JCAP **07**, 053 (2020).
34. R. Kumar, S. G. Ghosh, Astrophys. J. **892**, 78 (2020).
35. M. Afrin, R. Kumar and S. G. Ghosh, Mon. Not. Roy. Astron. Soc. **504**, 5927 (2021).
36. J. G. Miller, J. Math. Phys. **14**, 486 (1973).
37. V. S. Manko, E. Ruiz, Class. Quantum Grav. **22**, 3555 (2005).
38. S. Mukherjee, S. Chakraborty, N. Dadhich, Eur. Phys. J. C **79**, 161 (2019).
39. M. Ghasemi-Nodehi, Z. Li and C. Bambi, Eur. Phys. J. C **75**, 315 (2015).
40. M. Ghasemi-Nodehi, C. Bambi, Eur. Phys. J. C **76**, 290 (2016).
41. E. Lund, L. Bugge, I. Gavrilenko and A. Strandlie, JINST **4**, P04001 (2009).
42. T. Johannsen, D. Psaltis, Astrophys. J. **718**, 446 (2010).
43. C. Bambi, Astrophys. J. **761**, 174 (2012).
44. R. Takahashi, Astrophys. J. **611**, 996 (2004).

- 45. T. Johannsen, D. Psaltis, *Astrophys. J.* **716**, 187 (2010).
- 46. D. Charbulak, Z. Stuchlik, *Eur. Phys. J. C* **78**, 879 (2018).
- 47. S. Chandrasekhar, *The Mathematical Theory of Black Holes*, Clarendon Press, Oxford (1983).
- 48. A. Abdujabbarov et al., *Astrophys. Space. Sci.* **344**, 429 (2013).
- 49. E. G. Gimon, P. Horava, *Phys. Lett. B* **672**, 299 (2009).
- 50. The Event Horizon Telescope Collaboration, *Astrophys. J.* **875**, L6 (2019).
- 51. R. Craig Walker, P. E. Hardee, F. B. Davies, C. Ly and W. Junor, *Astrophys. J.* **855**, 128 (2018).
- 52. The Next Generation Event Horizon Telescope (ngEHT) : <https://www.cfa.harvard.edu/news/2019-22>