

Secure Machine Learning over Relational Data

Qiyao Luo¹ Yilei Wang¹ Zhenghang Ren¹ Ke Yi¹ Kai Chen¹ Xiao Wang²

¹The Hong Kong University of Science and Technology

²Northwestern University

(qluoak,ywangqg,zrenak,yike,kaichen)@cse.ust.hk;wangxiao@cs.northwestern.edu

ABSTRACT

A closer integration of machine learning and relational databases has gained steam in recent years due to the fact that the training data to many ML tasks is the results of a relational query (most often, a join-select query). In a federated setting, this poses an additional challenge, that the tables are held by different parties as their private data, and the parties would like to train the model without having to use a trusted third party. Existing work has only considered the case where the training data is stored in a flat table that has been vertically partitioned, which corresponds to a simple PK-PK join. In this paper, we describe secure protocols to compute the join results of multiple tables conforming to a general foreign-key acyclic schema, and how to feed the results in secret-shared form to a secure ML toolbox. Furthermore, existing secure ML systems reveal the PKs in the join results. We strengthen the privacy protection to higher levels and achieve zero information leakage beyond the trained model. If the model itself is considered sensitive, we show how differential privacy can be incorporated into our framework to also prevent the model from breaching individuals' privacy.

ACM Reference Format:

Qiyao Luo, Yilei Wang, Zhenghang Ren, Ke Yi, Kai Chen and Xiao Wang. 2021. Secure Machine Learning over Relational Data. In *Proceedings of ACM Conference (Conference'17)*. ACM, New York, NY, USA, 14 pages. <https://doi.org/10.1145/nmmnnnnn.nmmnnnnn>

1 INTRODUCTION

A common task in privacy-preserving machine learning is *learning over vertically partitioned data* [31, 37, 39]. Here, the training data is given as a relational table, where one column is the primary key (PK), one column is the label (for supervised learning), while the rest of the columns are the features. Data in this table is contributed by two parties, Alice and Bob. More precisely, the PK column is shared, but each of the other columns is owned by one of the two parties. Yet, collectively, they would like to train a model without having to reveal their own columns to the other party. Note that while both Alice and Bob have the PK column, they do not necessarily have the same set of PKs. This is common in practice, because a party might be only willing to contribute a subset of her

Permission to make digital or hard copies of all or part of this work for personal or classroom use is granted without fee provided that copies are not made or distributed for profit or commercial advantage and that copies bear this notice and the full citation on the first page. Copyrights for components of this work owned by others than ACM must be honored. Abstracting with credit is permitted. To copy otherwise, or republish, to post on servers or to redistribute to lists, requires prior specific permission and/or a fee. Request permissions from permissions@acm.org.
Conference'17, July 2017, Washington, DC, USA

© 2021 Association for Computing Machinery.
ACM ISBN 978-x-xxxx-xxxx-x/YY/MM...\$15.00
<https://doi.org/10.1145/nmmnnnnn.nmmnnnnn>

Level	Accuracy	Model	Join size	Join PK	Gradient	Ref
1	High	Yes	Yes	Yes	Yes	[14, 39]
2	High	Yes	Yes	Yes	No	[28, 42]
3	High	Yes	Yes	No	No	this work
4	High	Yes	No	No	No	this work
5	Med/Low	DP	No	No	No	this work

Table 1: Different levels of privacy protection in terms of information leakage.

data for the purpose of training a particular model, and different parties may have different rules (i.e., predicates) in selecting which records to contribute. In this case, the training shall be done on the common records (i.e., the records with matching PKs) of the parties' data, or the results of a *join-select* query, if using database terminology.

Depending on what information is revealed, different techniques have been proposed in the literature, as summarized in Table 1, where higher levels correspond to stronger privacy protection. Level 1 protocols are a common practice, which hide the original data, but reveal the gradients. This offers minimal privacy protection, since it is easy to derive the original data from the gradients, especially when there is some background knowledge, such as the fact that the labels must be 0 or 1.

Using *secure multi-party computation (MPC)*, SecureML [28] and Helen [42] achieve level 2 privacy protection, where the gradients are hidden from either party. Both level 1 and level 2 protocols first perform encrypted entity alignment [24, 32] to identify the common records for training, which reveal the PKs in the join results to both parties (PKs not in the join results are not revealed). Although the PKs themselves may not carry much information (they are a subset of the PKs already held by the two parties anyway), their *presence* or *absence* in the join results can reveal sensitive private information.

Example 1.1. Consider a scenario where an insurance company and a hospital would like to collectively train a model, say, to predict customers' preferences of insurance policies based on their medical history. The PKs in this case could be the customers' ID numbers or passport numbers. Then knowing that a particular customer is in the hospital's database is already breaching the customer's privacy. The situation gets worse if the parties would like to train a model using a subset of their data satisfying a particular predicate (the predicate itself is known to both parties). Suppose the two parties decide to train a model on patients with a particular type of disease, or on customers having insurance policies with a premium $\geq \$1,000$. In the former case, the insurance company would know which of their customers have this disease; in the latter case, the hospital would know which of their patients do *not* have enough insurance coverage.

Stronger privacy protection. In this work, we aim at higher levels of privacy protection in terms of information leakage. We design techniques that not only hide the PKs in the join results (level 3), but also the join size (level 4). Note that the two address privacy concerns at different levels: Revealing the PKs in join result breaches the privacy of individuals, while revealing the join size breaches the privacy on the party level, especially when predicates are used. Continuing with Example 1.1, revealing the join size will let the hospital know the number of patients with high-premium insurance policies, which could be sensitive information that the insurance company is not willing to reveal. From a theoretical point of view, only level 4 (or higher levels) meets the rigorous security definition of the MPC model, i.e., zero information is leaked other than the output of the functionality, which is the trained model in this case.

In levels 1–4, the trained model is accurate, i.e., it is the same as the one that would have been obtained if all data were shipped to a trusted third party for training (except for some negligible losses due to calculating the gradients with finite-precision arithmetic in cryptographic operations [28]). As demonstrated in [35, 43], an accurate model may be used to extract sensitive personal information (although this does not violate the security definition of the MPC model), so we also provide the option of using *differential privacy (DP)* [1, 15] to inject noise to the model, achieving the highest level of privacy protection. However, this level of protection inevitably incurs certain losses to the model accuracy, depending on the amount of noise injected, which in turn depends on the privacy requirement (i.e., the DP parameters). Note that level 5 hits the fundamental trade-off between privacy and utility. On the other hand, for levels 1–4, the trade-off is between the training costs (time and communication) and the privacy.

The relational model. We also significantly broaden the data model. Prior work has only studied the simplest case where the training data is defined as the result of a PK-PK join, which is just a set intersection problem. In this work, we adopt a much more general, relational model. More precisely, we consider a model where the training data is stored in separate tables according to a *foreign-key acyclic schema* (precise definition given in Section 3.1). The tables are owned by different parties, who collectively would like to train a model over the join results of all the tables, possibly after applying some predicates each party may impose on their tables (type-1 predicates), or even some predicates that span multiple relations from different parties that cannot be evaluated by either party on their own (type-2 predicates).

The relational model easily incorporates the PK-PK join as a special case, while offering generality that can be useful in a variety of federated learning scenarios.

Example 1.2. Suppose a bank stores its customers' data as a table `Account(personID, age, balance, ...)` and an e-commerce company has the transaction records in a table `Transactions(sellerID, buyerID, product, price)`. We assume that the two companies use consistent IDs as people's identifiers (otherwise, joint training is impossible). Although there are only two physical

tables, the join results are actually defined by a three-table join:

$$\begin{aligned} & \text{Account1}(\text{sellerID}, \text{age1}, \text{balance1}) \bowtie \\ & \text{Transactions}(\text{sellerID}, \text{buyerID}, \text{product}, \text{price}) \bowtie \\ & \text{Account2}(\text{buyerID}, \text{age2}, \text{balance2}), \end{aligned}$$

where \bowtie denotes natural join. Note that the join involves two logical copies of `Account` with different attribute renamings. From the join results, many interesting models can be trained, e.g., to predict the likely products a buyer tends to buy from a seller, given the buyer's balance and the seller's age. The bank may impose a type-1 predicate `balance2 > $100,000` so that the model only considers such high-value customers. An example of a type-2 predicate is `balance1 > balance2`. Note that although the bank has both attributes (they are actually the same physical attribute), it cannot evaluate the predicate because it does not know if any two customers will appear together in the join results, which is known only to the e-commerce company. The naive way of precomputing the Cartesian product of the table `Account` and filtering the Cartesian product with the predicate would increase the table size quadratically. \square

The previous example only involves two parties and three logical tables (thereafter "tables" always mean "logical tables"), while more complex scenarios can certainly be imagined with more parties and tables. For simplicity, in this paper we primarily focus on the case with two parties but any number of tables; extension to more than two parties is discussed in Section 5.5.

Note that under the relational model, it is more important to hide the PKs in the join results. For a simple PK-PK join, the appearance of a PK in the join results is binary. For a general join, the multiplicity of a PK in the join results may convey more information. In Example 1.2, revealing the PKs in the join results will let the bank know how many transactions each customer has made, either as a seller or as a buyer. The join size is less sensitive, but it still contains information sensitive about a party, especially when predicates are used.

To summarize, we make the following contributions in this work:

- (1) We formulate the problem of secure machine learning over relational data, bridging an important gap between privacy-preserving machine learning and relational databases.
- (2) By employing MPC techniques, we design protocols against semi-honest adversary to compute the join results of a relational database conforming to a foreign-key acyclic schema, where the tables are arbitrarily partitioned to two parties. Both the running time and communication cost are near-linear in the data size. Existing techniques can only deal with PK-PK joins; for PK-FK joins, they either reveal extra information (e.g., key frequencies [26]) or require the key frequencies to be bounded by a constant [30], while our method does not reveal any information or require any constraints.
- (3) In addition to join, we also show how to support other relational operators, including selection, projection, and group-by aggregation, to further process the join results before feeding them (in secret-shared form) to a secure machine learning toolboxes such as SecureML [28]. The whole process provides level 3 or 4 privacy protection.

- (4) We achieve level 5 privacy protection by combining with techniques from differential privacy, but at the (inevitable) loss of some accuracy of the trained model.
- (5) We have built a system prototype and demonstrated its practical performance with a variety of relational schemas and machine learning tasks.

2 RELATED WORK

The MPC model was first conceptualized by Yao in his pioneering paper [40]. Protocols in this model generally fall into two categories: generic and customized. Generic protocols, such as Yao’s *garbled circuits* [41], *GMW* [12], and *BGW* [6], are based on expressing the computation as an arithmetic or Boolean circuit. For certain problems, such as sorting and compaction (see Section 4.3), a circuit-based protocol is still the best choice, both in theory and in practice. Fairplay [25] provides a programming language and a compiler, which can compile a user program into a circuit that can be securely executed. However, for some other operations, such as set intersection (see 4.2), circuit-based protocols have large costs, and customized protocols have been developed that can achieve much higher efficiency, in terms of both computation and communication. In our system, we use a mix of generic, circuit-based protocols and customized protocols to achieve the best overall performance.

SMCQL [4] is the first query processing engine in the two-party MPC model, assuming semi-honest parties. The engine contains a query planner and a secure executor. The query planner generates a garbled circuit based on the query, which is then executed by the secure executor. It does not make use of any customized MPC protocols. In particular, they implement a multi-way join using a naive circuit of size $O(N^k)$, where k is the number of tables and N is the size of each table. Thus SMCQL cannot scale to joins involving more than a few hundred tuples. Senate [30] uses customized protocols for PK-PK joins, thus achieving a significant improvement. However, when generalizing to PK-FK joins, which is the focus of this paper, their protocol needs an upper bound τ on the multiplicities of the FKs. In Example 1.2, this corresponds to the maximum number of transactions a customer can be involved as a buyer and as a seller. Its performance quickly deteriorates as τ increases. In the worst case, their join protocol degenerates to the naive garbled circuit. On the other hand, our method does not need such an upper bound while having a near-linear complexity irrespective of the FK multiplicities. Secure Yannakakis [36] provides a secure version of the classical Yannakakis algorithm for computing α -acyclic join-aggregate queries. Its computation and communication costs are linear in data size. However, their protocol only supports join-aggregate queries, but not machine learning. Also, FK-acyclicity (which we adopt) and α -acyclicity are different notions. For example, the TPC-H schema is FK-acyclic but not α -acyclic. For machine learning tasks, the former is more widely used, as most data warehouses adopt a star or a snowflake schema, which are special cases of FK-acyclic schemas. Mohassel et al. [26] provide a protocol for database joins on secret shared data in the honest-majority three-party setting. Their protocol only supports PK-PK joins; for PK-FK joins, the data distribution of some tables will be revealed.

The goal of federated learning [18, 19, 23, 39] is to train a model from distributed and private data. MPC and differential privacy provide the most rigorous definitions of privacy in this setting. SecureML [28], which we review in detail in Section 3.3, provides the first two-party MPC protocols against semi-honest adversary for linear regression, logistic regression, and neural networks, while achieving level 2 privacy protection. Helen [42] trains linear models over more than two parties and can defend against malicious adversaries, while also achieving level 2 privacy protection. Our system is built on top of SecureML and achieves level 3–5 in terms of information leakage. In terms of the power of the adversary, it is weaker than that of [42], but in principle, our protocols can also be hardened to defend against malicious adversaries. Like our level 5 privacy protection, Jayaraman et al. [15] inject DP noise to the trained model on top of MPC. However, they consider the case where the training data is stored in a flat table horizontally partitioned over multiple parties, i.e., no joins.

Learning over joins has received much attention recently [16, 17, 33, 34]. The motivation of this line of work is similar to ours, i.e., training data is often stored in separate tables connected by PK-FK references. They try to improve over the naive approach, which computes the join first and then feed the join results to an ML system. In our case, this naive approach does not work at all, as the tables are held by different parties as their private data, which poses a completely different set of challenges.

3 PRELIMINARIES

3.1 Foreign-key Acyclic Schema

Let $R = (R_0(x_0), R_1(x_1), \dots, R_k(x_k))$ be a relational database. Each $R_i(x_i)$ is a table with attribute set $x_i = \{x_{i1}, x_{i2}, \dots\}$. Let $PK(R_i)$ be the primary key of R_i ; we also use the notation $R_i(x_{i1}, x_{i2}, \dots)$ to indicate $PK(R_i) = x_{i1}$. For a tuple $t \in R$, we use $PK(t)$ to denote the value of t on $PK(R)$. All tuples in R must have unique values on $PK(R)$. For a composite PK, we (conceptually) create a combined PK by concatenating the attributes in the composite key, while the original attributes in the composite key are treated as regular, non-key attributes. For example, the table `partsupp` in the TPC-H schema has a composite PK (`ps_partkey, ps_suppkey`). We rewrite it as `partsupp(ps_partsuppkey, ps_partkey, ps_suppkey, ...)`.

An attribute x_{ik} of a table R_i is a *foreign key (FK)* referencing the PK x_{j1} of table R_j , if the x_{ik} values taken by tuples in R_i must appear in x_{j1} . If a table has a composite FK, we similarly create a combined attribute referencing the composite PK. For example in the TPC-H schema, the table `lineitem` has a composite FK (`l_partkey, l_suppkey`). We create a new attribute `l_partsuppkey` referencing `ps_partsuppkey`.

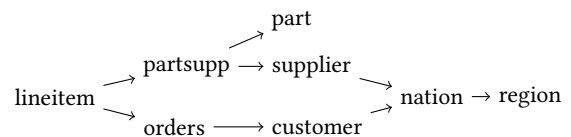


Figure 1: The foreign-key graph of TPC-H schema.

We can model all the PK-FK relationships as a directed graph: Each vertex represents a table, and there is a directed edge from R_i to R_j if R_i has an FK referencing the PK of R_j . We call this graph the *foreign-key graph*. A basic principle in relational schema design is that this graph should be acyclic; one example is the TPC-H schema (Figure 1). Cycles in the PK-FK relationships would create various integrity and quality issues in data maintenance, and should always be avoided. As in most data warehouses, we assume that there is exactly one table with in-degree 0 (i.e., no other tables reference this table via FKs), which is often called the *fact table*, while the other tables the *dimension tables*. We use R_0 to denote the fact table, while $R_i, i \in [n] = \{1, \dots, n\}$ are the dimension tables. For example, `Transactions` is the fact table in Example 1.1, while the fact table in the TPC-H schema is `lineitem`. Note that a snowflake schema is a special acyclic schema where the foreign-key graph is a tree. For two tables R_i to R_j , if there is directed path in the foreign-key graph from R_i to R_j , we say that R_i is an ancestor of R_j . Similarly, if a tuple $t_i \in R_i$ can join with $t_j \in R_j$ through the FK references directly or indirectly, we say that t_i is an ancestor of t_j . In particular, we consider a tuple to be an ancestor of itself.

We assume that the training data is the join results of all the tables, possible with some predicates. The join conditions are all the PK-FK pairs, i.e., for each FK x_{ik} in R_i referencing the PK x_{j1} in R_j , we have a join condition $x_{ik} = x_{j1}$. An important departure we make from the strict relational model is that FK constraints are not enforced in our data model. These constraints are meant to ensure the integrity of data inside one organization, but they do not make much sense when different tables are owned by different parties. For instance, in the schema of Example 1.1, it may not be the case that the sellers and buyers must exist in the bank's database. Essentially, we use the PK-FK relationships only to define the join conditions, but do not enforce the FK constraints. On the other hand, we do require that the PKs must be unique, which still makes sense in the multi-party setting since this is a constraint on individual tables. This implies that each tuple in the fact table appears at most once in the join results, while a tuple in a dimension table may appear zero, one, or any number of times.

In addition, the parties may use a set of predicates to select a subset of the join results for the purpose of training a particular model. There can be two types of predicates. (1) If a predicate only involves attributes from one table, then the party that owns the table can perform the filtering as a preprocessing step. (2) If a predicate involves attributes from different tables, we defer its processing after the join.

We use J to denote the join results (after applying the predicates if there are). For an FK acyclic schema, we always have $|J| \leq |R_0|$.

3.2 Secure Multi-Party Computation (MPC)

Secure Multi-Party Computation (MPC) protocols allow parties to jointly compute a function without revealing their own information. We focus on the setting with two parties P_0 and P_1 , also often named as Alice and Bob. Suppose P_i has input $x_i, i = 0, 1$. In MPC, the goal is to design a protocol for Alice and Bob to compute $(y_0, y_1) \leftarrow F(x_0, x_1)$ for some given functionality F , so that at the end of the protocol, P_i learns nothing more than y_i . A more rigorous security definition using the real-ideal world paradigm can be found in [11];

the formal definition is not relevant to our development, as we will not invent new security protocols, but only use existing ones with proven security guarantees. In particular, we will adopt the *semi-honest* model, where the parties will faithfully execute our protocol, but may try to learn as much information as possible from the transcript. Our algorithms can also be hardened to defend against malicious adversaries (i.e., the parties may deviate from the protocol), by replacing the corresponding security primitives with their malicious counterparts, but the costs will also increase significantly.

During an MPC computation, intermediate and final results are often stored in a *secret-shared* form. In the two-party setting, a value $v \in \mathbb{Z}_n$ can be shared as $v = ([v]_0 + [v]_1) \bmod n$, where each $[v]_i, i \in \{0, 1\}$ is a uniform (but not independent, obviously) number in \mathbb{Z}_n . It is clear that each share by itself reveals nothing about v , but they reconstruct v when combined together. It is also easy to convert a value to its shared form and vice versa. Addition and multiplication can be performed in shared forms without reconstructing the plaintext. Given two values in shared form $[x]$ and $[y]$, it is easy to verify that $([x]_0 + [x]_1) + ([y]_0 + [y]_1) \equiv x + y \pmod n$, i.e., $([x]_0 + [x]_1) \bmod n$ and $([y]_0 + [y]_1) \bmod n$ form a valid sharing of $z = x + y$, so addition over shared values can be done easily without communication. Multiplication is more complicated and requires communication and some cryptographic operations. *Multiplication triples* [5] are a common technique to mitigate the high cost of multiplications. It pushes most of the cost to a data-independent, offline stage. During an MPC computation, one can compute a sharing of $x \cdot y$ from $[x]$ and $[y]$ by consuming one precomputed multiplication triple.

The above sharing scheme, also known as *arithmetic sharing*, works well with an arithmetic circuit (i.e., each gate is either an addition or a multiplication over \mathbb{Z}_n). This is inconvenient for Boolean operations, such as comparisons. Furthermore, as each multiplication requires a round-trip message, the number of communication rounds would be proportional to the depth of the circuit, which may be an issue for high-latency communication networks, such as over the Internet. To address these issues, two other sharing schemes, known as *Boolean sharing* and *Yao's sharing*, can be used instead. The former works well with a Boolean circuit, while the latter requires a constant number of communication rounds regardless of the circuit depth (a.k.a. *Yao's garbled circuits* [40]). Furthermore, there are techniques to convert between these sharing schemes [9]. The details of these sharing schemes and how the conversion works are not needed to understand the rest of the paper. When describing our algorithms, we will also not explicitly state which sharing scheme is used, with the understanding that the most appropriate one will be used.

While secret-sharing protects private data and intermediate results, the access pattern of an algorithm may also leak sensitive information, and should be made *oblivious* to the input data. One way to design an oblivious algorithm is to express the computation as a circuit, which is clearly data-independent. However, for a multi-way join, a naive circuit would perform a comparison for each of the $\prod_{i=1}^k |R_i|$ combinations of tuples, one from each table. Such an algorithm clearly does not work beyond a few tiny tables.

In this paper, when using the $O(\cdot)$ notation to express an algorithm's running time and communication cost (henceforth the term "cost" includes both running time and communication cost), we treat each arithmetic or Boolean operation over shared values, as well as a conversion between different sharing schemes, as an atomic operation. In practice, these costs depend on the security parameters and the bit length of the integers being manipulated.

3.3 Secure Machine Learning

Recall that in MPC, the goal is to compute $(y_0, y_1) \leftarrow F(x_0, x_1)$. In secure machine learning, the inputs x_0 and x_1 are the training data (in our case, x_0, x_1 are a partitioning of the relational tables), F is the training algorithm, and $y_0 = y_1$ is the trained model. In this paper, we consider training algorithms that follow the popular minibatch stochastic gradient descent (SGD) framework.

More precisely, the model is defined by a coefficient vector $w \in \mathbb{R}^d$ where d is the number of features. Given a loss function L , minibatch SGD starts from a randomly initialized w_0 , and iteratively updates it as

$$w_{i+1} \leftarrow w_i - \frac{\eta}{|B|} \sum_{t \in B} \nabla L(t, w_i),$$

where B is a random sample of training data ($|B|$ is called the batch size) and η is the learning rate.

SecureML [28] provides several minibatch SGD instantiations, including linear regression, logistic regression, and neural networks, under the MPC model. The inputs x_0 and x_1 are two tables with a common PK column. Before the training starts, SecureML reveals the common PKs so as to link the features with the labels. Then, it converts w_0 , the features, and labels into shared form and runs minibatch SGD to calculate $w_i, i = 1, \dots, T$, all in shared form. The main technical contribution of SecureML is to show how to perform floating-point arithmetic and how to compute exponentiation (as needed in computing the gradient for logistic regression) in shared form with little loss in accuracy. It also invents a technique to save multiplication triples when the same value is involved in many multiplication operations, as in the case when computing $\sum_{t \in B} \nabla L(t, w_i)$. The obliviousness of the algorithm, on the other hand, is trivially achievable, since each training data record in B goes through exactly the same sequence of operations. In non-private machine learning, SGD would iterate until convergence, but for the MPC model, the number of iterations may also be sensitive information. To address the issue, SecureML fixes the number of iterations T in advance, and we will adopt the same strategy.

SecureML will compute the trained model in shared form. Then, depending on the agreement between the two parties, the model can be revealed to either or both parties, or remain in secret-shared form forever. In the latter case, no party ever obtains the model, but they can still jointly evaluate the model inside MPC on any testing data whenever required [28].

3.4 Differential Privacy

While MPC ensures that the transcript of the protocol does not leak any private information, the output of the functionality F is still revealed, which may contain private information. To address this issue, a popular framework is *differential privacy* (DP) [10]. We

adopt the DP policy defined in [20] for relational data following an FK acyclic schema. Given such a schema R , one of the tables, say R_p , is designated as the *primary private table*, while any other ancestor of R_p in the FK graph is called a *secondary private table*. For instance, one may designate `customer` as the primary private table, then `orders` and `lineitem` will be secondary private tables. Two database instances I and I' are said to be *neighboring instances*, denoted $I \sim I'$, if one can be obtained from the other by deleting a set of tuples, all of which are ancestors of the same tuple $t \in R_p$. Then an algorithm M is (ϵ, δ) -differential private if for any $I \sim I'$ and any set of outputs Y ,

$$\Pr[M(I) \in Y] \leq e^\epsilon \cdot \Pr[M(I') \in Y] + \delta.$$

Here ϵ and δ are the privacy parameters, where smaller values correspond to stronger privacy guarantees. In practice, ϵ often takes a value between 0.1 and 10, while δ should be smaller than $1/N$, where N is the total number of tuples of all the tables. The intuition behind this definition is that the trained model would be statistically indistinguishable if part or all of the data associated with any one tuple in the primary private table had been deleted from the database. For example, when `customer` is the primary private table, this implies that one is unable to tell if any particular customer had withdrawn part or all of her associated orders and lineitems from the database.

Note that the privacy protection of DP is (inevitably) weaker than that of MPC: The former is on the level of individuals, and even so, the protection is only to a level controlled by ϵ, δ ; while the latter protects all data owned by all parties, which includes data of many individuals, and the protection is absolute (only subject to standard cryptographic assumptions).

4 CRYPTOGRAPHIC PRIMITIVES

In this section, we describe some cryptographic primitives, as well as how to adapt them to suit the need of our protocols.

4.1 Oblivious Extended Permutation (OEP)

Suppose Alice holds a function $\xi : [N] \rightarrow [M]$, and Bob holds a length- M sequence $\{x_i\}_{i=1}^M$ where each $x_i \in \mathbb{Z}_n$. In the *oblivious extended permutation (OEP)* problem, Alice and Bob wish to permute the sequence $\{x_i\}_{i=1}^M$ into a length- N sequence $\{y_i\}_{i=1}^N$ as specified by ξ , i.e., $y_i = x_{\xi(i)}$. We call ξ an extended permutation function. In order to keep both $\{x_i\}$ and ξ private, the output $\{y_i\}$ must be obtained in a shared form. The OEP protocol of Mohassel and Sadeghian [27] solves the problem with $O(M \log M + N \log N)$ cost, which can be generalized to the case where $\{\llbracket x_i \rrbracket\}$ is given in shared form while ξ is still held by Alice in plaintext [36].

A *random shuffle* [7] of a sequence $\{x_i\}_{i=1}^M$ can be implemented by two OEPs: the sequence is first permuted by a random permutation function $\xi_0 : [M] \rightarrow [M]$ generalized by Alice in private, and then by another random permutation function ξ_1 generated by Bob in private. Thus, the sequence is eventually permuted according to $\xi_1 \circ \xi_0$, but neither party knows anything about this composed permutation.

4.2 Private Set Intersection (PSI)

The *private set intersection (PSI)* problem is a classical MPC problem. Suppose Alice has a set X with size M and Bob has a set Y with size N ; the set cardinalities M and N are public but the elements in the sets are not. In the PSI problem, they wish to compute $X \cap Y$. Earlier PSI protocols often reveal the elements in the intersection, which are the output of the PSI functionality by definition. In our setting, however, these elements are intermediate results and must be protected. Thus, we choose the recent protocol of Pinkas et al. [29], which has cost $O(M + N)$ and returns M shared indicators $\{\llbracket \text{Ind}(x \in Y) \rrbracket \mid x \in X\}$. The protocol also supports *payload sharing*: Suppose Bob has a payload $W(y)$ for each $y \in Y$. In addition to the indicators, the protocol also outputs M shared payloads $\{\llbracket W(x) \rrbracket \mid x \in X\}$, where $W(x)$ is a random number when $x \notin Y$. It can also be generalized to the case where the payloads are given in shared form, although X and Y must still be held by Alice and Bob in plaintext respectively [36], in which case the cost becomes $O(M \log M + N \log N)$.

4.3 Sorting and Compaction

Sorting is another classical MPC primitive. Here we are given a sequence $\{\llbracket x_i \rrbracket\}_{i=1}^N$ in shared form, and the goal is to obtain $\{\llbracket y_i \rrbracket\}_{i=1}^N$, such that $\{y_i\}_{i=1}^N$ is a permutation of $\{x_i\}_{i=1}^N$ and $y_i \leq y_{i+1}$ for $i = 1, 2, \dots, n - 1$. Theoretically optimal protocols based on the AKS sorting network [2] achieve $O(N \log N)$ cost but with a huge hidden constant. In this paper we use the one based on the bitonic sorting network [3], which has cost $O(N \log^2 N)$ but is more practical.

A special case of the sorting problem is to sort by N binary values in shared form, namely, we simply want to place the 0's in front of the 1's. This problem is known as *oblivious compaction*, which has a simple $O(N \log N)$ -cost solution [13].

5 JOIN PROTOCOLS

We divide our protocol into two stages. In this section, we present our protocol to compute the join results in shared form. In Section 6, we show how to feed the join results into SecureML while achieving level 3 or 4 privacy protection, as well as how to use differential privacy to achieve level 5 privacy protection.

In computing the join, we assume that the schema is public knowledge, which includes table names, attribute definitions, PK-FK constraints, and table sizes. If a party does not wish to publicize the size of a table (say, after imposing a sensitive predicate to select a subset of the tuples from the table for the training), s/he can pad *dummy* tuples to a certain size that s/he deems as safe, while the original tuples are called *real*. For each table (input, intermediate, or final join results), we add a special column T to indicate whether a tuple is dummy ($T = 0$) or real ($T = 1$). These indicators are stored in plaintext for an input table, but in shared form for each intermediate table or the final join results. For a table R , we use $|R|$ to denote its size (possibly after padding some dummy tuples). Recall that R_0 is the fact table, while $R_i, i \in [k]$ are the dimension tables.

When we say that a party, say Alice, holds a table $R(A, \llbracket B \rrbracket)$, this means that she has the values of attribute A in plaintext, while the

values in B are in shared form. More precisely, Alice holds two sequences $\{a_i\}_{i=1}^{|R|}$ and $\{\llbracket b_i \rrbracket_0\}_{i=1}^{|R|}$, while Bob holds $\{\llbracket b_i \rrbracket_1\}_{i=1}^{|R|}$. Note that the orders of the two sequences must match. We also generalize the notation to multiple attributes as $R(A_1, \dots, A_{k_A}, \llbracket B_1 \rrbracket, \dots, \llbracket B_{k_B} \rrbracket)$ in the natural way.

5.1 Binary Join

A basic building block of our protocol is one that computes a binary join $J(A, B, C) = R(\underline{A}, B) \bowtie S(\underline{B}, C)$, where $R.B$ is an FK referencing $S.B$. Here \bowtie denotes natural join, i.e., the implicit join condition is $R.B = S.B$. If R and S are held by the same party, the join can be computed in plaintext. Below, we assume Alice holds R while Bob holds S .

Let $M = |R|, N = |S|$, and let $R = \{(a_i, b_i^R)\}_{i=1}^M, S = \{(b_i^S, c_i)\}_{i=1}^N$. Since B is the primary key of S , each tuple of R can join with at most one tuple in S , so $|J| \leq M$. Since the size of J is sensitive to the input data, we will output a table of size exactly M , by padding dummy tuples if necessary. Specifically, our protocol will output a table $J(A, B, \llbracket C \rrbracket, \llbracket T \rrbracket) = \{(a_i, b_i^R, \llbracket c_i^R \rrbracket, \llbracket t_i \rrbracket)\}_{i=1}^M$ to Alice. For each $i \in [M]$, if $b_i^R = b_j^S$ for some $j \in [N]$, then $c_i^R = c_j$ and $t_i = 1$; otherwise c_i^R is a random number and $t_i = 0$. Note that for Alice, the table $J(A, B, \llbracket C \rrbracket, \llbracket T \rrbracket)$ contains no more information than her input table $R(A, B)$, while Bob only receives $\{(\llbracket c_i^R \rrbracket_1, \llbracket t_i \rrbracket_1)\}_{i=1}^M$, which contains no information, either.

Our protocol runs in a constant number of rounds with $O(M \log M + N \log N)$ cost. It proceeds in two steps, as follows.

- (1) **Set intersection:** Alice and Bob first run PSI with payload. Alice inputs a sequence X that consists of all the distinct values in $R.B$. Since $|\pi_B(R)|$, the number of distinct values in $R.B$, is sensitive information, Alice pads dummy elements so that X consists of exactly M elements. More precisely, we have $X = \{x_i\}_{i=1}^M$, where x_i is the i -th distinct value in $R.B$ for $1 \leq i \leq |\pi_B(R)|$, and x_i is a dummy element for $i > |\pi_B(R)|$. Bob inputs a sequence $Y = \{b_i^S\}_{i=1}^N$ where each b_i^S has payload $W(b_i^S) = c_i$. The PSI protocol would return indicators $\{\llbracket \text{Ind}(x_i) \rrbracket\}_{i=1}^M$ and payloads $\{\llbracket W(x_i) \rrbracket\}_{i=1}^M$ in shared form, where $\text{Ind}(x_i) = 1$ if $x_i = b_j^S$ for some j and $\text{Ind}(x_i) = 0$ otherwise. In the former case, we have $W(x_i) = c_j$, while $W(x_i)$ is a random number in the latter case.
- (2) **Reorder:** Let the extended permutation function $\xi : [M] \rightarrow [M]$ be such that $b_i^R = x_{\xi(i)}$. Note that ξ is sensitive information to Alice. In the second step, we use OEP to permute $\{(\llbracket W(x_i) \rrbracket, \llbracket \text{Ind}(x_i) \rrbracket)\}_{i=1}^M$ according to ξ . The OEP protocol would return $\{(\llbracket c_i^R \rrbracket, \llbracket t_i \rrbracket)\}_{i=1}^M$ in the same order as $R = \{(a_i, b_i^R)\}_{i=1}^M$, which can then be combined to form the desired output $J(A, B, \llbracket C \rrbracket, \llbracket T \rrbracket)$.

The basic protocol above can be easily generalized to handle the following cases:

Multiple attributes. The case where R and/or S have more than two attributes can be handled straightforwardly. Nothing special has to be done to any additional attributes in R , and we just need to put them together with the join results $J(A, B, \llbracket C \rrbracket, \llbracket T \rrbracket)$. Any additional attribute in S , however, has to be treated as payloads

and they will appear in the join results in shared form, just like attribute C .

Shared attributes. The protocol can also easily handle the case where C is given in shared form. All we have to do is to replace the PSI protocol with the the version that works on shared payloads. Combined with the above generalization to multiple attributes, this means that we can handle a mixture of attributes, some in plaintext while others in shared form. However, B (in both R and S) must be given in plaintext. For example, given $R = (\underline{A}, B, \llbracket D \rrbracket)$ and $S = (\underline{B}, \llbracket C \rrbracket, E)$, the protocol will return the join results as $J = R \bowtie S = (\underline{A}, B, \llbracket D \rrbracket, \llbracket C \rrbracket, \llbracket E \rrbracket, \llbracket T \rrbracket)$ to Alice. Note that $\llbracket C \rrbracket$ would be re-shared with fresh randomness in J , while $\llbracket D \rrbracket$ retains its original shares.

Existing indicators. When R and/or S have been padded with dummy tuples (e.g., to hide the selectivity of a predicate) or are the results of a previous join, they have an existing indicator attribute T , which may be in either plaintext or shared form. Here we only consider the most general case where both tables have an indicator and both indicators are given in shared form; the other cases are simpler. In this case, Alice has $R = (\underline{A}, B, \llbracket T^R \rrbracket)$ and Bob has $S = (\underline{B}, C, \llbracket T^S \rrbracket)$. We first treat $\llbracket T^R \rrbracket$ and $\llbracket T^S \rrbracket$ as an ordinary attribute of R and S given in shared form respectively, and compute the join $R \bowtie S$, which would return $J' = (\underline{A}, B, \llbracket C \rrbracket, \llbracket T^R \rrbracket, \llbracket T^S \rrbracket, \llbracket T' \rrbracket)$ to Alice ($\llbracket T^S \rrbracket$ would be re-shared with fresh randomness in J'), where T' is the indicator of J' . Then Alice and Bob compute $\llbracket T \rrbracket = \llbracket T^R \cdot T^S \cdot T' \rrbracket$ row by row, and produce the final join result $J = (\underline{A}, B, \llbracket C \rrbracket, \llbracket T \rrbracket)$.

PK-PK join. If B is also a PK in R , then this becomes a PK-PK join. In this case, we simply skip the reorder step since ξ would be an identity permutation.

Same owner. When R and S belong to the same owner (say, Alice) and there are no shared attributes, the join can be computed locally in plaintext, but we still need to pad dummy tuples and add an indicator attribute T , so that $J = R \bowtie S$ always has $|R|$ tuples. When R has shared attributes, both Alice's and Bob's shares for these attributes remain unchanged. When S has shared attributes, we need to use OEP to permute them so that they are consistent with J .

5.2 Three-way Join

We now show how to apply our binary join protocol to compute more complex joins. We start with a three-way join. There are two types of three-way joins: a tree join and a line join.

Tree joins. A basic tree join has the form $R_1(\underline{A}, B, C) \bowtie R_2(\underline{B}, D) \bowtie R_3(\underline{C}, E)$ (see Figure 2). If R_1 and R_2 (or R_3) are held by the same party, s/he can compute the $R_1 \bowtie R_2$ (or $R_1 \bowtie R_3$) locally and the join reduces to a binary join. Below we assume that Alice (P_0 in the figure) has R_1 while Bob (P_1 in the figure) has R_2 and R_3 .

We compute $R_{12} = R_1 \bowtie R_2 = (\underline{A}, B, C, \llbracket D \rrbracket, \llbracket T_{12} \rrbracket)$ and $R_{13} = R_1 \bowtie R_3 = (\underline{A}, B, C, \llbracket E \rrbracket, \llbracket T_{23} \rrbracket)$ in parallel using the binary join protocol. Note that Alice has both R_{12} and R_{23} , and they are both ordered by A . Thus, Alice can simply combine the two tables, while computing $\llbracket T \rrbracket = \llbracket T_{12} \cdot T_{13} \rrbracket$ row by row, which produces the final results of this three-way join as $J = (\underline{A}, B, C, \llbracket D \rrbracket, \llbracket E \rrbracket, \llbracket T \rrbracket)$.

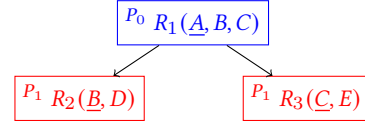


Figure 2: A basic tree join.

If the input tables have more attributes in plaintext or shared form (the join attributes B and C must be in plaintext) and/or existing indicators (in plaintext or shared form), they can be handled using similar ideas as in a binary join. In the join results, attributes of R_1 given in plaintext will still be in plaintext, while all other attributes (including the indicator) will be shared.

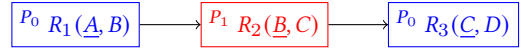


Figure 3: A basic line join.

Line joins. A basic line join has the form $R_1(\underline{A}, B) \bowtie R_2(\underline{B}, C) \bowtie R_3(\underline{C}, D)$ (see Figure 3). If R_1 and R_2 or R_2 and R_3 are held by the same party, the join reduces to a binary join, so we assume that Alice (P_0 in the figure) has R_1 and R_3 while Bob (P_1 in the figure) has R_2 . We first use the binary join protocol to compute $R_{23} = R_2 \bowtie R_3 = (\underline{B}, C, \llbracket D \rrbracket, \llbracket T_{23} \rrbracket)$. Note that, however, the roles of Alice and Bob have flipped, and R_{23} would be held by Bob, while Alice only holds her shares of $\llbracket D \rrbracket$. Next, we compute $J = R_1 \bowtie R_{23} = (\underline{A}, B, \llbracket C \rrbracket, \llbracket D \rrbracket, \llbracket T \rrbracket)$, and output the results to Alice. Note that this is exactly the reason why we need our binary join protocol to be able to handle an input table with attributes and indicators in shared form.

5.3 Foreign-key Acyclic Join

Now we are ready to describe the protocol for a general foreign-key acyclic join; see Figure 4 for such an example. Given the DAG representing all the PK-FK relationships, our protocol iteratively executes the following steps until the DAG has only one vertex, while maintaining the invariant that all PKs and FKs in the DAG are in plaintext. Meanwhile, we impose a set of equality constraints Θ to make sure that the join results remain the same after each step. Initially, $\Theta = \emptyset$.

- (1) Find a vertex with out-degree 0. This vertex must exist, otherwise the graph would be cyclic. For simplicity we assume that the table corresponding to this vertex has the form $S(\underline{B}, \llbracket C \rrbracket, \llbracket T^S \rrbracket)$; the case where S has more attributes can be handled similarly. By the invariant, B must be in plaintext, while the other attributes can be in either plaintext or shared form. Let $N = |S|$, and suppose Bob holds S .
- (2) Let R_1, R_2, \dots, R_d be the parents of S in the DAG, i.e., each R_i has an FK referencing $S.B$. Again for simplicity suppose R_i has the form $R_i(\underline{A}_i, B, \llbracket T_i \rrbracket)$; more attributes can be handled similarly. There are two cases:
 - (a) If $d = 1$, we just compute $R'_1(\underline{A}_1, B, \llbracket C \rrbracket, \llbracket T'_1 \rrbracket) = R_1 \bowtie S$ using the binary join protocol. The owner of R_1 (which may be either Alice or Bob) replaces R_1 with R'_1 . Then S is removed from the DAG.

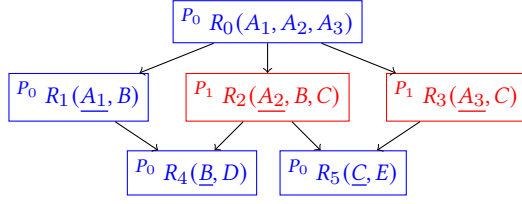


Figure 4: Foreign-key Acyclic Join

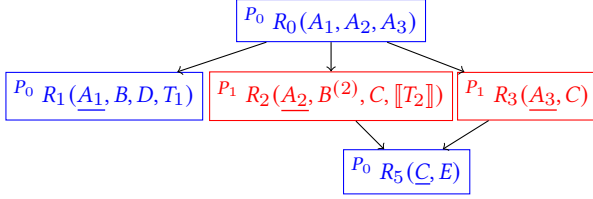


Figure 5: Example 5.1 after the first iteration.

- (b) If $d \geq 2$, we first replace R_1 with R'_1 as above. Then for $i = 2, 3, \dots, d$, we compute $R'_i(\underline{A}_i, B, \llbracket T'_i \rrbracket) = R_i \bowtie \pi_B(S)$, where $\pi_B(S)$ is computed by simply dropping the C column from S . The owner of R_i replaces R_i with R'_i and renames attribute B into $B^{(i)}$. We then add the equality constraint $B = B^{(i)}$ to Θ and remove S . Note that these equalities ensure that tuples from different R_i 's must join with the same tuple in S .

When the above process terminates with one table, we still need to check all the equalities in Θ . Note that these equalities may involve shared attributes, so we need to use a garbled circuit for each row to do the comparison. Finally we multiply the output of this comparison circuit with the indicator in the join results to obtain the final indicator in shared form. Note that the final join results have exactly $|R_0|$ rows, where R_0 is the only fact table, but some of the rows would be dummy tuples, i.e., $T = 0$.

Example 5.1. We use the schema of Figure 4 to illustrate how our protocol works, where Alice (P_0 in the figure) has R_0, R_1, R_4 , and R_5 , while Bob (P_1 in the figure) has R_2 and R_3 . Suppose we pick R_4 in the first iteration. R_4 has two parents R_1 and R_2 . Because Alice holds both R_1 and R_4 , she can compute $R'_1(\underline{A}_1, B, D, T_1) = R_1 \bowtie R_4$ locally in plaintext, while adding the indicators T_1 and dummy tuples so that $|R'_1| = |R_1|$. Then she replaces R_1 with R'_1 . For the second parent R_2 , we compute $R'_2(\underline{A}_2, B, C, \llbracket T_2 \rrbracket) = R_2 \bowtie \pi_B(R_4)$ and output the results to Bob, who then replaces R_2 with R'_2 while renaming B into $B^{(2)}$. Afterwards, we add $B = B^{(2)}$ to Θ and remove R_4 . This completes the first iteration, with the updated schema shown in Figure 5. The reason we need to add $B = B^{(2)}$ as an additional equality constraint, which will be enforced after the join, is that the two binary joins $R_1 \bowtie R_4$ and $R_2 \bowtie \pi_B(R_4)$ have been performed separately, which does not check if the two B attributes are equal.

Suppose we pick R_5 in the second iteration. R_5 also has two parents R_2 and R_3 . We first compute $R'_2(\underline{A}_2, B^{(2)}, C, \llbracket E \rrbracket, \llbracket T_2 \rrbracket) = R_2 \bowtie R_5$ and output the results to Bob. Note that the indicators

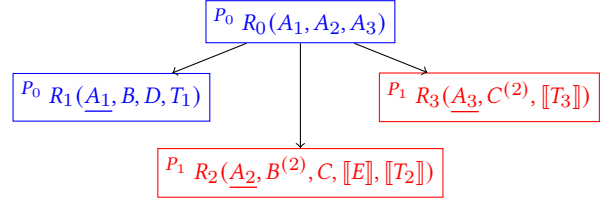


Figure 6: Example 5.1 after the second iteration.

T_2 in R'_2 may be different from the original T_2 in R_2 in case not all tuples in R_2 can join with R_5 , but we still have $|R'_2| = |R_2|$. Bob then replaces R_2 with R'_2 . For the second parent R_3 , we compute $R'_3(\underline{A}_3, C, \llbracket T_3 \rrbracket) = R_3 \bowtie \pi_C(R_5)$ and output the results to Bob, who then replaces R_3 with R'_3 while renaming C into $C^{(2)}$. Afterwards, we add $C = C^{(2)}$ to Θ and remove R_5 . The updated schema is shown in Figure 6.

Now the join has become a tree join, and the remaining iterations are straightforward. After the final iteration, the only table would have the form $J = (A_1, A_2, A_3, B, D, \llbracket B^{(2)} \rrbracket, \llbracket C \rrbracket, \llbracket E \rrbracket, \llbracket C^{(2)} \rrbracket, \llbracket T \rrbracket)$ held by Alice. We use a garbled circuit to check $B = B^{(2)}, C = C^{(2)}$ in shared form, and set $\llbracket T \rrbracket \leftarrow \llbracket T \rrbracket \cdot \text{Ind}(B = B^{(2)}) \cdot \text{Ind}(C = C^{(2)})$, which yields the final join results. \square

Cost analysis. Given a database $R = (R_0(x_0), R_1(x_1), \dots, R_k(x_k))$ conforming to an FK acyclic schema, our protocol computes a binary join $R \bowtie S$ for each parent-child relationship in the PK-FK DAG, whose cost is $O(|R| \log |R| + |S| \log |S|)$. Note that $|R|$ does not change when it is replaced by the join results $R \bowtie S$. Charging the $O(|R| \log |R|)$ term to R and while the $O(|S| \log |S|)$ term to S , we conclude that the total cost for computing the whole join is $O\left(\sum_{i=0}^k d_i |R_i| \log |R_i|\right)$, where d_i is the degree (sum of in-degree and out-degree) of R_i in the PK-FK DAG.

5.4 Supplementary Protocols

Various relational operators can be applied to the join results before feeding them to the machine learning algorithm. We discuss a few below. We assume that Alice holds the join results.

Selection. The selection operator selects a subset of rows using a predicate. As mentioned earlier, if the predicate involves attributes from one table, the party that owns the table may preprocess it before the join, possibly by adding dummy tuples if the selectivity of the predicate is sensitive information. If a predicate involves attributes from different tables, we have to process it after the join. We can process such a predicate in the same way we handled in equality constraints Θ above, by evaluating a garbled circuit for each row, and then multiplying its output to the indicator in shared form.

Projection. Note that there are two semantics of projection. If duplicates are not removed, we can simply drop the attributes that are projected out. If duplicates should be removed (as defined in relational algebra), this becomes a special group-by operation, as discussed next.

Group-by. Suppose we would like to do a group-by on a set of attributes \mathcal{A} followed by an aggregation on B . Let \oplus be the aggregation operator, which can be any associative operation. We first sort the join results by \mathcal{A} . If all attributes in \mathcal{A} are in plaintext, Alice can do the sorting in plaintext, and then use OEP to permute $\llbracket B \rrbracket$ and $\llbracket T \rrbracket$ accordingly. Otherwise, we use the sorting network to sort $(\llbracket \mathcal{A} \rrbracket, \llbracket B \rrbracket, \llbracket T \rrbracket)$ by (T, \mathcal{A}) such that all dummy tuples are placed after real tuples, and all real tuples that have the same values on \mathcal{A} are consecutive.

Suppose the join results are $\{(\llbracket a_i \rrbracket, \llbracket b_i \rrbracket, \llbracket t_i \rrbracket)\}_{i=1}^N$ after the sorting. The parties build a garbled circuit with $N-1$ merge gates. The i -th merge gate first computes $z_i = t_{i+1} \cdot \text{Ind}(a_i = a_{i+1})$ which indicates whether we should aggregate the values on b_i and b_{i+1} ($z_i = 1$) or not ($z_i = 0$). Then the gate updates $t_i \leftarrow t_i(1 - z_i)$ and

$$b_{i+1} \leftarrow (b_i \oplus b_{i+1})z_i + b_{i+1}(1 - z_i), \quad (1)$$

namely, when the aggregate should be performed, we set the i -th tuple to dummy and “add” b_i to b_{i+1} . Note that in (1), the input b_i is one of the outputs from the $(i-1)$ -th merge gate when $i > 1$, thus the depth of the circuit is $O(N)$. Nevertheless, it can still be evaluated in constant number of rounds using Yao’s garbled circuit.

A (distinct) projection operator corresponds to the case when $B = \emptyset$. In this case, we can simply ignore (1) in each merge gate. The protocol would just set all tuples to dummy except for one (the last one) tuple for each unique a_i .

5.5 The Two-Server Model

In principle, our protocol can be generalized to more than two parties by just replacing the secret-sharing scheme and the atomic operations (addition and multiplication) to their multi-party counterparts. However, the cost increases significantly as more parties are added. In practice, an alternative security model, known as the *two-server model*, is more often used. In the two-server model, we assume there are two semi-honest, non-colluding servers P_0 and P_1 , and any number of parties, each holding a subset of the tables. Each party first share the data to the two servers, i.e., for each tuple t , s/he sends $\llbracket t \rrbracket_0$ to P_0 and sends $\llbracket t \rrbracket_1$ to P_1 . Note that the two servers do not learn anything unless they collude.

Our protocol can be made to work in the two-server model, by using a modified version of the binary join protocol. Recall that the protocol in Section 5.1 relies on the join attribute B being in plaintext. In the two-server model, all attributes are shared. Specifically, consider the binary join $J = R(\llbracket A \rrbracket, \llbracket B \rrbracket) \bowtie S(\llbracket B \rrbracket, \llbracket C \rrbracket)$, where $S.B$ is an FK referencing $R.B$. Let $|R| = M$ and $|S| = N$. Since B is shared, we can no longer use PSI. Instead, we present a sorting based protocol as follows.

- (1) **Extend:** We build a new table $J(\llbracket A \rrbracket, \llbracket B \rrbracket, \llbracket C \rrbracket, \llbracket U \rrbracket)$ with $M+N$ tuples. The first M tuples are extended tuples from R , where we set $C = U = 0$. The last N tuples are extended tuples from S , where we set $A = 0, U = 1$.
- (2) **Sort:** We use a sorting network to sort J lexicographically by (B, U) in descending order. After the sorting, tuples of J with same value on B are grouped together. In each group, the first tuple must be from S if it exists.
- (3) **Set indicators:** Let the i -th tuple of J be (a_i, b_i, c_i, u_i) after sorting. We will add an indicator attribute $T = \{t_i\}_{i=1}^{M+N}$

to J while updating the C attribute. Set $t_1 = u_1$. For $i = 1, 2, \dots, M+N-1$, we update $c_{i+1} \leftarrow c_i$ and $t_{i+1} \leftarrow t_i$ if $b_{i+1} = b_i$, and update $t_{i+1} \leftarrow u_{i+1}$ if $b_{i+1} \neq b_i$.

- (4) **Compact:** Finally, we sort J again by U in ascending order and the drop the U column. We only keep the first M tuples. Then J is the required join result.

The cost of this protocol will increase from $O(M \log M + N \log N)$ to $O(M \log^2 M + N \log^2 N)$ due to sorting. Also, for simplicity we did not consider existing indicators in R and S , which can be handled using similar ideas as in Section 5.1.

6 SECURE MACHINE LEARNING

6.1 Join Result Purification

Before feeding the join results to SecureML [28], we still need to remove the dummy tuples, i.e., rows where $T = 0$. For level 3 privacy protection, we can use oblivious compaction to move all real tuples to the front and only feed the first $|J|$ tuples to SecureML. For level 4 privacy, however, this does not work since we are not allowed to reveal $|J|$.

Below we design a purification circuit, which replaces all dummy tuples with duplicated real tuples. More precisely, in the “purified” J , every real tuple appears either $\lfloor \frac{|R_0|}{|J|} \rfloor$ or $\lfloor \frac{|R_0|}{|J|} \rfloor + 1$ times. Then we do a random shuffle of the purified J and feed it to SecureML to run minibatch SGD.

We first use oblivious compaction to move all real tuples to the front of J . Then we use a duplication circuit to replace all dummy tuples with real ones, as shown in Figure 7 where D represents a dummy tuple. Let $N = |R_0|$ be the join results including dummy tuples. This circuit contains $\ell = \lfloor \log N \rfloor$ levels. Let $x_j^{(i)}$ be the j -th tuple after the i -th level of the circuit for $i = 0, 1, \dots, \ell$ and $j = 1, 2, \dots, |R_0|$, where $\{x_j^{(0)}\}$ are the inputs of the circuit and $\{x_j^{(\ell)}\}$ are the outputs of the circuit. Then for $i = 1, \dots, \ell$, the gates in the i -th level are described as

$$x_j^{(i)} = \begin{cases} x_j^{(i-1)} & \text{if } j \leq 2^{\ell-i} \text{ or } x_j^{(i-1)} \text{ is real,} \\ x_{j-2^{\ell-i}}^{(i-1)} & \text{otherwise.} \end{cases}$$

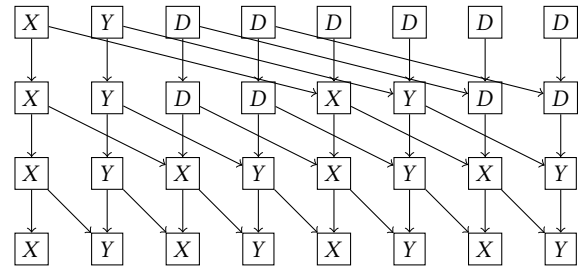


Figure 7: A duplication circuit

However, the duplication circuit in Figure 7 only works when $|J|$ is a power of 2. When $|J|$ is not a power of 2, some tuples may be duplicated much more than the others. For example, suppose $N = 16$ and $|J| = 3$. After the compaction we have the sequence $(X, Y, Z, D, D, D, D, D, D, D, D, D, D, D, D, D)$, where D represents a

dummy tuple. After the duplication network, the result would be $(X, Y, Z, X, X, Y, Z, X, X, Y, Z, X, X, Y, Z, X)$, in which X appears 8 times while Y, Z appear 4 times each, which will cause biases in the training.

To address the issue, we only run the duplication circuit for $\lfloor \log(N/|J|) \rfloor$ levels. As $|J|$ is sensitive, what we do more precisely is that for each $i > \lfloor \log(N/|J|) \rfloor$, we set $x_j^{(i)} = x_j^{(i-1)}$ for all j . Following the earlier example, this would result in the sequence $(X, Y, Z, D, X, Y, Z, D, X, Y, Z, D, X, Y, Z, D)$. After this, we compact the sequence again, putting the real tuples at the front. Note that we now must have at least $N/2$ real tuples. Finally, we use a half-copy network shown in Figure 8, in which x_j is replaced with $x_{j-N/2}$ if x_j is dummy, for $j > N/2$. This makes sure that the numbers of copies of each real tuple differ by at most one, which unavoidably happens when N is not a multiple of $|J|$.

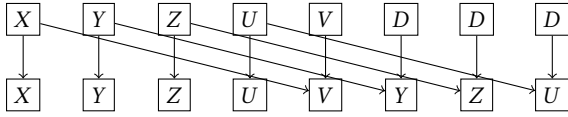


Figure 8: half copy network

6.2 Privatizing Trained Model

The ML model trained by SecureML is stored in shared form. So if we adopt join result purification, no information at all is revealed so far, which also means that neither party has learned anything. In the MPC model, the trained model can be revealed, since it is the output of the functionality. Doing so corresponds to level 4 privacy protection.

However, the trained model itself inevitably contains information about the data. To achieve level 5 privacy protection, we use differential privacy (DP) to inject noise into the model. Towards this goal, we adopt the popular *gradient perturbation* approach [1] to add Gaussian noise to the gradient of each minibatch. More precisely, for each minibatch B , we update the coefficients as

$$w_{i+1} \leftarrow w_i - \frac{\eta}{|B|} \left(\sum_{t \in B} \nabla L(t, w_i) + \tau \sigma C \cdot \mathcal{N}(0, \mathbf{I}) \right). \quad (2)$$

Here, $\mathcal{N}(0, \mathbf{I})$ represents a vector of random variables, each of which is drawn from the Gaussian distribution with mean 0 and variance 1. The parameter C is the ℓ_2 clipping threshold of the gradient and $\sigma = \frac{|B|}{|J|} \sqrt{T \log(1/\delta) \log(T/\delta)}/\epsilon$, where T is the number of minibatches, and δ, ϵ are the DP parameters. Compared with Abadi et al. [1], we need an extra multiplier τ , which is the maximum number of join results any tuple in the primary private table can produce. For example, in the TPC-H schema, if *customer* is the primary private table, τ is the maximum number of lineitems any customer has purchased. Recall that under the DP policy over relational data [20], all the join results associated with one tuple in the primary private table may be deleted to obtain a neighboring instance, so we need to scale up the noise level by τ in order to protect the privacy of tuples in the primary private table. We assume that the training hyper-parameters $|B|, T, \eta$, as well as the DP parameters ϵ, δ , and τ are public knowledge.

The remaining technical issue is how to implement (2) in the MPC model. First, note that $|J|$ is secret, so we first compute $\lfloor \sigma \rfloor$ in shared form. This requires an MPC division [8, 38], but we only need to do it once. Next, SecureML can compute the minibatch gradient sum $\lfloor \sum_{t \in B} \nabla L(t, w_i) \rfloor$ in shared form, so it only remains to show how generate noise. To do so, we use a technique from [15]. Alice and Bob each generates a uniform number in \mathbb{Z}_n . Note that these two values form an arithmetic share of a uniformly random variable. Then we convert it to a Gaussian random variable from $\mathcal{N}(0, 1)$ inside MPC. Finally, we multiply it with $\lfloor \tau \sigma C \rfloor$ and add to $\lfloor \sum_{t \in B} \nabla L(t, w_i) \rfloor$.

7 EXPERIMENTS

7.1 Experimental Setup

We implemented our prototype system under the ABY [8], which provides efficient conversions between different secret-sharing schemes, together with common cryptographic operations in the secure two-party setting. The system consists of three stages. The first stage, called SFKJ (standing for Secure Foreign-Key Join), computes the join results, together with selection predicates if there are any, in secret-shared form. The second stage is join result purification, which is needed for level 4 privacy. The third stage is SecureML [28], whose code currently supports linear regression and logistic regression (neural networks can be also supported [28], but it is not available in the released code). We augment the SecureML code with an option of DP noise injection to reach level 5 privacy, following the description in Section 6.2.

We ran all experiments on two VMs (Standard_D8s_v3, 8vCPU, 32GB RAM) on Azure under two scenarios: In the WAN setting, one VM is located in Eastern US and the other in East Asia. The average network latency is around 210ms between two VMs and the network bandwidth is around 100Mb/s. In the LAN setting, both VMs are in the same region, with a network delay around 0.1ms and bandwidth around 1Gb/s. The computational security parameter is set to $\kappa = 128$ and the statistical security parameter is set to $\sigma = 40$. The bit length of all attributes is set to $l = 32$ during the SFKJ and purification stage, while we convert data (in shared form) to $l = 64$ for achieving a better accuracy before feeding it to SecureML.

7.2 SFKJ

We used the TPC-H dataset and a real-world dataset MovieLens, which stores movie recommendations, to test the performance of SFKJ. We benchmark SFKJ with the following three options:

- Plain text: In this baseline approach, one party sends all her data to the other party, who computes the join on plain text.
- Garbled circuit: The most widely used generic MPC protocol in the two-party setting is Yao's garbled circuit [40]. To implement a multi-way join using a garbled circuit, one baseline approach is to use a circuit that compares all combinations of the tuples, one from each relation, and checks if they satisfy all join and selection conditions. This is the approach taken by SMCQL [4].
- Optimized garbled circuit: For FK acyclic joins, we observe that the join size is bounded by the size of the fact table. Thus, an improved circuit design is to perform the multi-way join in a pairwise fashion. After each two-way join, we compact

(using the compaction circuit) the intermediate join results to the size of the fact table.

MovieLens. The dataset contains 3 tables, *Users* (userID, age, gender and other personal information), *Movies* (movieID, movie year and its type), and *Ratings* (userID, movieID, score, timestamp) that users gave to movies. *Ratings.userID* and *Ratings.movieID* are the foreign keys referencing *Users* and *Movies* respectively. The schema is shown in Figure 9, where Alice (P_0) holds the fact table *Ratings*, and Bob (P_1) holds *Users* and *Movies*.

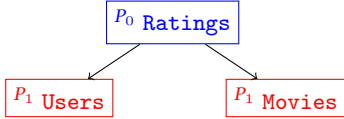


Figure 9: Foreign-key graph of MovieLens

Figure 12 reports the communication costs and running time of the 4 methods as we vary the data size in the LAN setting. Both SFKJ and the plain text method have linear growth in terms of communication cost and CPU time. On the other hand, the garbled circuit and optimized garbled circuit grow at a faster rate. Note that both axes are drawn in log scale, so a higher aspect ratio indicates a polynomially faster rate. Indeed, the optimized garbled circuit has a quadratic growth rate (due to computing the Cartesian product of every two-way join), while the garbled circuit has a cubic growth rate (it computes the Cartesian product of three tables). In fact, we could not run the garbled circuit on the largest dataset, which would take more than 3 months. The reported running times and communication costs are extrapolated from the result on smaller datasets. This is actually very accurate, since these costs are precisely proportional to the circuit size, which we can compute.

We omit the results in the WAN setting. In this case the running time is dominated by the communication, which is roughly the total communication cost divided by the bandwidth. The network delay has a negligible effect, since SFKJ has a constant number (only depending on the number of tables in the join and independent of data size) of communication rounds.

TPC-H. We tried two queries on the TPC-H dataset. The first query, Q3, involves a 3-table line join as shown in Figure 10. We let Alice (P_0) hold *lineitem* and *customer*, and let Bob (P_1) hold *orders*.



Figure 10: Foreign-key graph of TPC-H Query 3

The second query is Q5, which features a more complicated join structure, as shown in Figure 11. We let Alice (P_0) hold *lineitem*, *nation*, and *region*, and let Bob (P_1) hold *supplier*, *orders*, and *customer*. We use this query to illustrate possible optimizations: Alice and Bob can first locally compute $NR = nation \bowtie region$ and $OC = orders \bowtie customer$ in plain text. Then we compute $supplier' = supplier \bowtie NR$ and $OC' = OC \bowtie NR$ using our secure join protocol. This query is a non-tree join, so we also need to add a

constraint $supplier'.nationkey = OC'.nationkey$ into Θ , which is enforced by an extra garbled circuit in the end. Finally, we perform a basic tree join on three tables $lineitem \bowtie supplier' \bowtie OC'$.

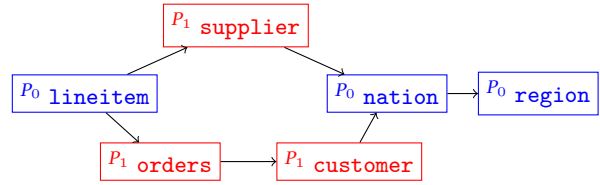


Figure 11: Foreign-key graph of TPC-H Query 5

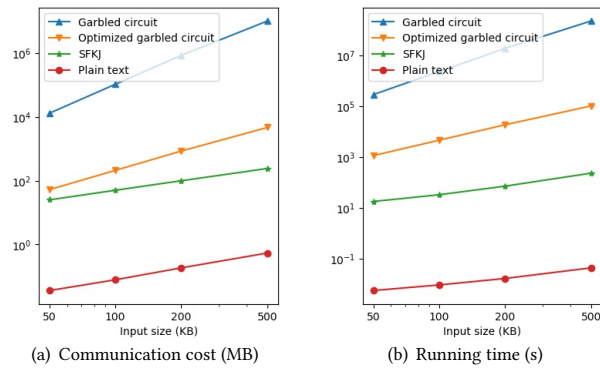


Figure 12: Experiment results on the MovieLens dataset

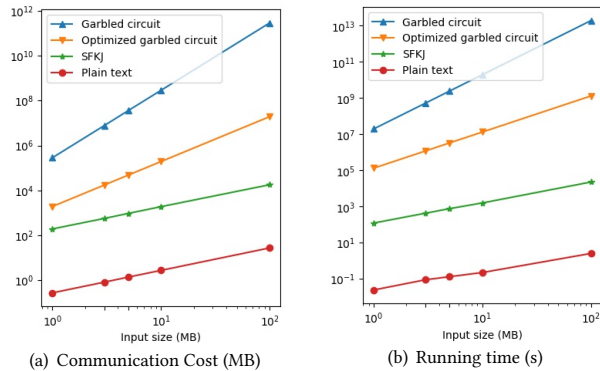


Figure 13: Experiment results on TPC-H Query 3

The experimental results in the LAN setting are shown in Figure 13 and 14. They resemble the results in Figure 12, except that the gap between the garbled circuits and SFKJ is even larger, due to the larger scale of the datasets. For example, on the 100 MB dataset with Query 5, SFKJ takes 6.8 hours while the optimized garbled circuit is estimated to take 7 years.

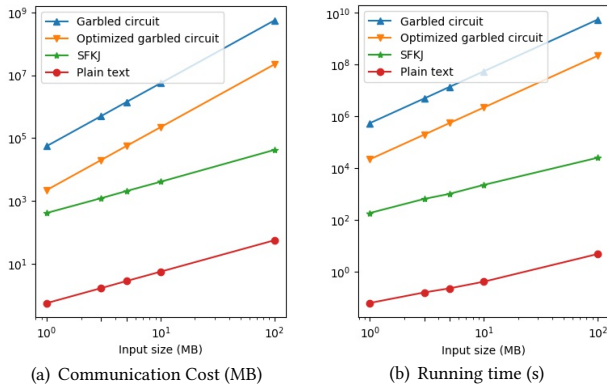


Figure 14: Experiment results on TPC-H Query 5

7.3 Join Result Purification

To test the efficacy of join result purification for machine learning, we used the 10^4 handwritten digits from the MNIST dataset [22] under the following setting with predicates. We first added (randomly generated) IDs to the MNIST dataset as PKs, and then split the feature columns (there are 784 features) and the label column into two tables, held by Alice and Bob, respectively. Suppose Alice and Bob each has an extra column `flag` that indicates whether s/he would like to include a particular record for the training, and the training is done on the PK-PK join results with the predicate `flag = True`. For the experiments, we let Alice and Bob randomly set `flag` to True with probability 1/3, thus about 1/9 of the entire dataset were used for training. Recall that a record can appear in the join result only when both parties agree to use it; otherwise, it will appear in the join results as a dummy tuple.

We use the MNIST dataset to perform a binary classification (whether the hand-written number is 0 or not) using logistic regression. The join takes 306 seconds (in the LAN setting) and 98 MB of communication. Afterwards, we feed the join results to SecureML, first including all dummy tuples, and then with the purified results. The purification takes 133 seconds in the LAN setting, and 252 seconds in the WAN setting, which is basically dominated by the 2170 MB of communication.

Figure 15 shows the training progress on join results with dummy tuples as well as on purified results. We also benchmark them with plaintext training. We see that on purified join results, the training progress is almost as good as that on the plain text, which shows a high efficacy of the purification stage. Table 2 shows the time and communication cost of training phase. Recall that SecureML uses multiplication triples, which can be generated in an offline stage. Note that the offline cost still has to be borne by the two parties, just that they can choose to do it during non-peak hours. From the results, we see that purification saved around 3500 iterations of training, which is definitely worthy of its cost. In particular, since each iteration requires a few rounds of communication, the savings are more significant in the WAN setting due to the network delay.

	Time (LAN)	Time (WAN)	Commun.
Purification	133.52s	252.13s	2.17 GB
Offline (per iter.)	4.02s	45.2s	392 MB
Online (per iter.)	0.03s	1.26s	20.25 KB
Offline (3500 iter.)	3.91h	44h	1.31 TB
Online (3500 iter.)	105s	1.23h	69.21 MB

Table 2: MNIST Training Cost

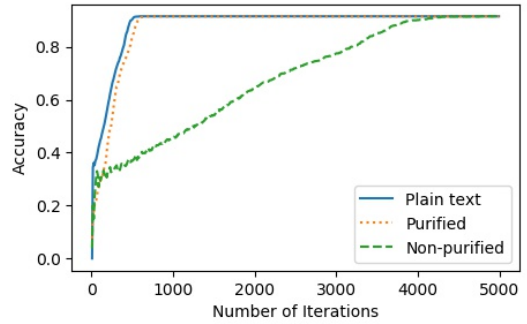


Figure 15: Training progress on MNIST

7.4 The Full Pipeline

Finally, we test the join-purification-learning pipeline using the Open University Learning Analytics dataset (OULAD) [21], which contains data about courses, students, and their interactions in a virtual learning environment (Vle). We used 4 tables in the dataset and partitioned them to Alice (P_0) and Bob (P_1) as shown in Figure 16. Table `studentAssessment` contains students' exam grades and assignment grades; `studentVle` contains the number of student's interactions with the materials; and `studentInfo` contains the number times the student has attempted this module and the final results ("distinction", "pass", and "fail"). There are 45,000 tuples in all the tables. Our task is to predict the students' final results based on their performance using linear regression. We set batch size as 128 and the training takes 3000 iterations. The time and communication costs of each stage are listed in Table 3.

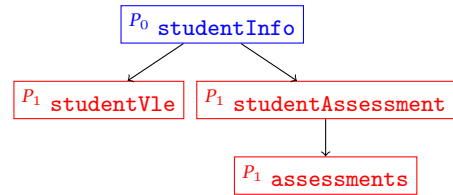


Figure 16: Foreign-key graph of OULAD

We have also examined the accuracy loss due to MPC and DP, respectively. When injecting DP noise, we set $\tau = 1$ (the students are considered individuals whose privacy is to be protected by DP and each student has at most one record in one course), $C = 1$, $\delta = 10^{-6}$, and tried different values for ϵ (recall that lower ϵ means higher privacy requirement). The results are reported in Table 4,

Stage	Time(LAN)	Time(WAN)	Communication
SFKJ	596.64s	705.47s	587.50 MB
Purification	86.82s	103.31s	149.22 MB
Generate DP noises	296.85s	837.69s	32.07 MB
SecureML(offline)	114.20s	1216.79s	1439.36 MB
SecureML(online)	1.161s	1272.81s	7.97 MB

Table 3: Costs of different stages on the OULAD dataset

where $\epsilon = \infty$ corresponds to level 4 privacy protection, i.e., without DP noise. We see that for $\epsilon < 1$, the DP noise incurs some non-negligible loss to the accuracy. Running the noise injection in MPC introduces some small additional losses¹ due to rounding errors (we used 12 bits of precision for the decimal part). Note that the rounding errors can be further reduced by using higher precision in the MPC, but the loss due to DP is inevitable, unless better DP training algorithms are invented.

ϵ	MPC Acc.	Plain Acc.
0.1	52.79%	52.26%
0.2	68.71%	71.58%
0.5	80.85%	80.65%
1	83.21%	84.93%
2	85.19%	86.08%
5	86.20%	86.40%
10	86.36%	86.57%
∞	86.44%	86.81%

Table 4: Learning Accuracy with DP

REFERENCES

- [1] Martin Abadi, Andy Chu, Ian Goodfellow, H. Brendan McMahan, Ilya Mironov, Kunal Talwar, and Li Zhang. 2016. Deep Learning with Differential Privacy. *Proceedings of the 2016 ACM SIGSAC Conference on Computer and Communications Security* (2016).
- [2] M. Ajtai, J. Komlós, and E. Szemerédi. 1983. An $\Theta(n \log n)$ Sorting Network. In *Proceedings of the Fifteenth Annual ACM Symposium on Theory of Computing*. 1–9.
- [3] K. E. Batchier. 1968. Sorting Networks and Their Applications. In *Proceedings of the AFIPS Spring Joint Computing Conference*. 307–314.
- [4] Johes Bater, Gregory Elliott, Craig Eggen, Satyender Goel, Abel Kho, and Jennie Rogers. 2017. SMCQL: Secure Querying for Federated Databases. *Proceedings of the VLDB Endowment* 10, 6 (2017), 673–684.
- [5] Donald Beaver. 1992. Efficient Multiparty Protocols Using Circuit Randomization. In *Advances in Cryptology – CRYPTO ’91*. 420–432.
- [6] Michael Ben-Or, Shafi Goldwasser, and Avi Wigderson. 1988. Completeness Theorems for Non-Cryptographic Fault-Tolerant Distributed Computation. In *Proceedings of the Twentieth Annual ACM Symposium on Theory of Computing*. 1–10.
- [7] Melissa Chase, Esha Ghosh, and Oxana Poburinnaya. 2020. Secret-Shared Shuffle. In *Advances in Cryptology – ASIACRYPT 2020*.
- [8] Cryptography and Privacy Engineering Group at TU Darmstadt. [n.d.]. A Framework for Efficient Mixed-Protocol Secure Two-Party Computation. <https://github.com/encryptgroup/ABY>.
- [9] Daniel Demmler, Thomas Schneider, and Michael Zohner. 2015. ABY-A framework for efficient mixed-protocol secure two-party computation.. In *Network and Distributed System Security Symposium*.
- [10] Cynthia Dwork and Aaron Roth. 2014. The algorithmic foundations of differential privacy. *Foundations and Trends® in Theoretical Computer Science* 9, 3–4 (2014), 211–407.
- [11] David Evans, Vladimir Kolesnikov, and Mike Rosulek. 2018. A Pragmatic Introduction to Secure Multi-Party Computation. *Foundations and Trends® in Privacy and Security* 2, 2–3 (2018), 70–246.
- [12] O. Goldreich, S. Micali, and A. Wigderson. 1987. How to Play ANY Mental Game. In *Proceedings of the Nineteenth Annual ACM Symposium on Theory of Computing*. 218–229.
- [13] Michael T. Goodrich. 2011. Data-Oblivious External-Memory Algorithms for the Compaction, Selection, and Sorting of Outsourced Data. In *Proceedings of the Twenty-Third Annual ACM Symposium on Parallelism in Algorithms and Architectures*. 379–388.
- [14] Stephen Hardy, Wilko Henecka, Hamish Ivey-Law, Richard Nock, Giorgio Patrini, Guillaume Smith, and Brian Thorne. 2017. Private federated learning on vertically partitioned data via entity resolution and additively homomorphic encryption. arXiv:1711.10677 [cs.CR]
- [15] Bargav Jayaraman, Lingxiao Wang, David Evans, and Quanquan Gu. 2018. Distributed Learning without Distress: Privacy-Preserving Empirical Risk Minimization. In *Advances in Neural Information Processing Systems*, Vol. 31. 6343–6354.
- [16] Mahmoud Abo Khamis, Hung Q. Ngo, XuanLong Nguyen, Dan Olteanu, and Maximilian Schleich. 2018. AC/DC: In-Database Learning Thunderstruck. In *Proceedings of the Second Workshop on Data Management for End-To-End Machine Learning*. Article 8.
- [17] Mahmoud Abo Khamis, Hung Q. Ngo, Xuanlong Nguyen, Dan Olteanu, and Maximilian Schleich. 2020. Learning Models over Relational Data Using Sparse Tensors and Functional Dependencies. *ACM Transactions on Database Systems* 45, 2 (2020).
- [18] Jakub Konečný, H. Brendan McMahan, Daniel Ramage, and Peter Richtárik. 2016. Federated Optimization: Distributed Machine Learning for On-Device Intelligence. *CoRR* abs/1610.02527.
- [19] Jakub Konečný, H. Brendan McMahan, Felix X. Yu, Peter Richtarik, Ananda Theertha Suresh, and Dave Bacon. 2016. Federated Learning: Strategies for Improving Communication Efficiency. In *NIPS Workshop on Private Multi-Party Machine Learning*.
- [20] Ios Kotsogiannis, Yuchao Tao, Xi He, Maryam Fanaeepour, Ashwin Machanavajjhala, Michael Hay, and Gerome Miklau. 2019. PrivateSQL: a differentially private SQL query engine. *Proceedings of the VLDB Endowment* 12, 11 (2019), 1371–1384.
- [21] Jakub Kuzilek, Martin Hlosta, Drahomira Herrmannova, Zdenek Zdrahal, Jonas Vaclavek, and Annika Wolff. 2015. OU Analyse: analysing at-risk students at The Open University. *Learning Analytics Review* (2015), 1–16.
- [22] Yann LeCun, Corinna Cortes, and CJ Burges. 2010. MNIST handwritten digit database. *ATT Labs* (2010).
- [23] Tian Li, Anit Kumar Sahu, Ameet Talwalkar, and Virginia Smith. 2020. Federated learning: Challenges, methods, and future directions. *IEEE Signal Processing Magazine* 37, 3 (2020), 50–60.
- [24] Gang Liang and Sudarshan S. Chawathe. 2004. Privacy-Preserving Inter-database Operations. In *Intelligence and Security Informatics*. 66–82.
- [25] Dahlia Malkhi, Noam Nisan, Benny Pinkas, and Yaron Sella. 2004. Fairplay—a Secure Two-Party Computation System. In *Proceedings of the 13th Conference on USENIX Security Symposium*. 20.
- [26] Payman Mohassel, Peter Rindal, and Mike Rosulek. 2020. Fast Database Joins and PSI for Secret Shared Data. In *Proceedings of the 2020 ACM SIGSAC Conference on Computer and Communications Security*. 1271–1287.
- [27] Payman Mohassel and Saeed Sadeghian. 2013. How to hide circuits in MPC an efficient framework for private function evaluation. In *Annual International Conference on the Theory and Applications of Cryptographic Techniques*. 557–574.
- [28] P. Mohassel and Y. Zhang. 2017. SecureML: A System for Scalable Privacy-Preserving Machine Learning. In *IEEE Symposium on Security and Privacy*. 19–38.
- [29] Benny Pinkas, Thomas Schneider, Oleksandr Tkachenko, and Avishay Yanai. 2019. Efficient circuit-based psi with linear communication. In *Annual International Conference on the Theory and Applications of Cryptographic Techniques*. 122–153.
- [30] Rishabh Poddar, Sukrit Kalra, Avishay Yanai, Ryan Deng, Raluca Ada Popa, and Joseph M. Hellerstein. 2021. Senate: A Maliciously-Secure MPC Platform for Collaborative Analytics. In *Proceedings of the 30th Conference on USENIX Security Symposium*.
- [31] Ashish P. Sanil, Alan F. Karr, Xiaodong Lin, and Jerome P. Reiter. 2004. Privacy Preserving Regression Modelling via Distributed Computation. In *Proceedings of the Tenth ACM SIGKDD International Conference on Knowledge Discovery and Data Mining*. 677–682.
- [32] Monica Scannapieco, Ilya Figotin, Elisa Bertino, and Ahmed K. Elmagarmid. 2007. Privacy Preserving Schema and Data Matching. In *Proceedings of the 2007 ACM SIGMOD International Conference on Management of Data*. 653–664.
- [33] Maximilian Schleich, Dan Olteanu, Mahmoud Abo-Khamis, Hung Q. Ngo, and XuanLong Nguyen. 2019. Learning Models over Relational Data: A Brief Tutorial. In *Scalable Uncertainty Management*. 423–432.
- [34] Maximilian Schleich, Dan Olteanu, and Radu Ciucanu. 2016. Learning Linear Regression Models over Factorized Joins. In *Proceedings of the 2016 ACM SIGMOD International Conference on Management of Data*. 3–18.
- [35] Congzheng Song, Thomas Ristenpart, and Vitaly Shmatikov. 2017. Machine Learning Models That Remember Too Much. In *Proceedings of the 2017 ACM*

¹In fact, in certain cases, the model computed in the MPC has (slightly) better accuracy than on plaintext. This is because in some cases, the rounding errors actually cancel the DP noise, resulting in a (slightly) better model.

- SIGSAC Conference on Computer and Communications Security*. 587–601.
- [36] Yilei Wang and Ke Yi. 2021. Secure Yannakakis: Join-Aggregate Queries over Private Data. In *Proceedings of the 2021 ACM SIGMOD International Conference on Management of Data*.
- [37] Yuncheng Wu, Shaofeng Cai, Xiaokui Xiao, Gang Chen, and Beng Chin Ooi. 2020. Privacy Preserving Vertical Federated Learning for Tree-Based Models. *Proceedings of the VLDB Endowment* 13, 12 (2020), 2090–2103.
- [38] Jonathan Katz Xiao Wang, Alex J. Malozemoff. [n.d.]. EMP-toolkit: Efficient MultiParty computation toolkit. <https://github.com/emp-toolkit>.
- [39] Qiang Yang, Yang Liu, Tianjian Chen, and Yongxin Tong. 2019. Federated Machine Learning: Concept and Applications. *ACM Trans. Intell. Syst. Technol.* 10, 2 (2019).
- [40] Andrew C Yao. 1982. Protocols for secure computations. In *23rd Annual Symposium on Foundations of Computer Science*. IEEE, 160–164.
- [41] Andrew Chi-Chih Yao. 1986. How to generate and exchange secrets. In *27th Annual Symposium on Foundations of Computer Science*. 162–167.
- [42] Wenting Zheng, Raluca Ada Popa, Joseph E. Gonzalez, and Ion Stoica. 2019. Helen: Maliciously Secure Cooperative Learning for Linear Models. In *IEEE Symposium on Security and Privacy*.
- [43] Ligeng Zhu, Zhijian Liu, and Song Han. 2019. Deep Leakage from Gradients. In *Advances in Neural Information Processing Systems*, Vol. 32.