

# Phonetic Word Embeddings

Rahul Sharma\*, Kunal Dhawan\*, Balakrishna Pailla  
Reliance Jio AI-CoE

## Abstract

This work presents a novel methodology for calculating the phonetic similarity between words taking motivation from the human perception of sounds. This metric is employed to learn a continuous vector embedding space that groups similar sounding words together and can be used for various downstream computational phonology tasks. The efficacy of the method is presented for two different languages (English, Hindi) and performance gains over previous reported works are discussed on established tests for predicting phonetic similarity. To address limited benchmarking mechanisms in this field, we also introduce a heterographic pun dataset based evaluation methodology to compare the effectiveness of acoustic similarity algorithms. Further, a visualization of the embedding space is presented with a discussion on the various possible use-cases of this novel algorithm. An open-source implementation is also shared to aid reproducibility and enable adoption in related tasks.

## 1 Introduction

Word embeddings have become an indispensable element of any Natural Language Processing (NLP) pipeline. This technique transforms written words to a higher dimensional subspace usually on the basis of semantics, providing algorithms the benefits of vector spaces like addition and projection while dealing with words. They are currently being used for diverse tasks like question answering systems (Zhou et al., 2015), sentiment analysis (Giatsoglou et al., 2017), speech recognition (Bengio and Heigold, 2014), and many more. These embedding spaces are usually learned on the basis of the meaning of the word, as highlighted in the seminal work of word2vec (Mikolov et al., 2013).

In this work, we explored a parallel ideology for learning word embedding spaces - based on the

phonetic signature of the words. This methodology places two words in the embedding space closer if they sound similar. Such an embedding finds application in various tasks like keyword detection (Sacchi et al., 2019) and poetry generation (Parrish, 2017). In (Parrish, 2017), the author clearly defines the concept of phonetic similarity:

Alliteration, assonance, consonance and rhyme are all figures of speech deployed in literary writing in order to create patterns of sound, whether to focus attention or to evoke synthetic associations. These figures are all essentially techniques for introducing *phonetic similarity* into a text, whether that similarity is local to a single word, or distributed across larger stretches of text.

(Parrish, 2017) introduces a strategy of using phonetic feature bi-grams for computing vector representation of a word. This combines the notion that phonemes can be differentiated from each other using a limited set of properties (Distinctive feature theory (Chomsky and Halle, 1968)) and that articulation of speech is not discrete, thus acoustic features are affected by the phonemes preceding and following it (Browman and Goldstein, 1992). We build upon these ideas and further try to incorporate the way in which humans perceive speech and acoustic similarity. This ideology led us to propose a novel phonetic similarity metric which is presented in detail in this paper.

The contributions of this paper are as follows: (i) algorithm for similarity between two phonemes based on well defined phonetic features; (ii) an edit distance (Wagner and Fischer, 1974) based approach for computing the acoustic similarity between two words; (iii) a novel non-diagonal penalty for matching the phonetic sequence of two words; (iv) a novel end of the word phone weightage factor that captures the perceptual sound similarity ability

\*equal contribution

of humans; and (v) results are reported for two languages, English and Hindi. The results for English comfortably outperform previous best-reported results and this is the first instance that such results are reported for Hindi, to the best of our knowledge.

The remainder of the paper is organized as follows- We present a literature review in Section 2, Section 3 discusses the proposed approach in detail, the experiments performed and results are discussed in Section 4 and finally the work is concluded in Section 5.

The source code, for the proposed method alongside experiments, has been released publicly and can be accessed at <https://github.com/rahulsrma26/phonetic-word-embedding>

## 2 Related work

In literature, there have been multiple works that employ phonetic similarity techniques for various downstream tasks like studying language similarities, diachronic language change, comparing phonetic similarity with perceptual similarity, and so on. This diverse usage acts as a strong motivation for us to come up with a more accurate and robust phonetic similarity-based word embedding algorithm.

(Bradlow et al., 2010) explores methods representing languages in a perceptual similarity space based on their overall phonetic similarity. It aims to use this phonetic and phonological likeness of any two languages to study patterns of cross-language and second-language speech perception and production. It is important to note that their focus is not on words in a language but rather the usage of the similarity space to study the relationship between languages. (Mielke, 2012) talks about quantifying phonetic similarity and how phonological notions of similarity are different from articulatory, acoustic, and perceptual similarity. The proposed metric, which is based on phonetic features, was compared with measures for phonological similarity, which are calculated by counting the co-occurrences of pairs of sounds in the same phonologically active classes. In the experiments conducted by (Vitz and Winkler, 1973), small groups of L1 American English speakers were asked to score the phonetic similarity of a “standard” word with a list of comparison words on a scale from 0 (no similarity) to 4 (extremely similar). Several experiments were per-

formed with different standard words and comparison words. Vitz and Winkler compared the elicited scores to the results from their own procedure for determining phonetic similarity (termed “Predicted Phonemic Distance,” shortened here as PPD). (Parish, 2017) proposes a novel technique of using phonetic feature bi-grams for computing vector representation of a word. The technique was shown to perform better than (Vitz and Winkler, 1973)’s PPD approach in some cases. The author works with version 0.7b of the CMU Pronouncing Dictionary (Carnegie Mellon Speech Group, 2014), which consists of 133852 entries, appends a token ‘BEG’ to beginning & ‘END’ to the end of the phonetic transcription of all the words and calculates interleaved feature bi-grams for each of them. Using the fact that there can be 949 unique interleaved feature bi-grams across the entire dataset, the author represent the features extracted for all the words as a matrix of size 133852 (number of words in the dictionary)  $\times$  949 (number of unique features). PCA is applied to the above matrix to get 50 dimensional embedding for each of the words in the dataset, which we refer to as PSSVec in this paper, short for Poetic Sound Similarity Vector. To capture the similarity of words regardless of the ordering of phonemes, the author further computes the features for the reverse order of the phonemes and appends that to the original feature of the word. Thus, a drawback of this approach is that embedding is not dependent of the position of the phoneme in the word, for example, the embedding for phoneme sequences ‘AY P N OW’ and ‘OW N P AY’ would turn out to be same, which is counter-intuitive as they don’t sound similar. Hence, we postulate that the position of phonemes also plays a major role for two words to sound similar (and thus be closer to each other in the embedding space) and we address this issue in our proposed similarity algorithm.

## 3 Proposed Approach

It has been well established by linguists that some phonemes are more similar than others depending upon the variations in articulatory positions involved while producing them (Chomsky and Halle, 1968), and these variations are captured by phoneme features. Based on these features phonemes can be categorized into groups. Our method assumes that each phoneme can be mapped to a set of corresponding phonetic features. For English, we use the mapping suggested in the

Table 1: Complete feature description for English consonants (\* denotes multiple occupancy of the given phoneme)

		Place of Articulation								
		Bilabial (blb)	Labiodental (lbd)	Dental (dnt)	Alveolar (alv)	Post-Alveolar (pla)	Palatal (pal)	Velar (vel)	Labio-Velar (lbv)	Glottal (glt)
Manner of Articulation	Nasal (nas)	M			N			NG		
	Stop (stp)	Voiceless (vls)	P			T, CH*			K	
		Voiced (vcd)	B			D, JH*			G	
	Fricative (frc)	Voiceless (vls)		F	TH	S, CH*	SH			
		Voiced (vcd)		V	DH	Z, JH*	ZH			
	Approximant (apr)				R		Y		W	HH
Lateral (lat)				L						

Table 2: Complete feature description for English vowels (\* denotes multiple occupancy of the given phoneme)

		Tongue Position					
		Front (fnt)		Center (cnt)		Back (bck)	
		Unrounded (und)	Rounded (rnd)	Unrounded (und)	Rounded (rnd)	Unrounded (und)	Rounded (rnd)
Lower jaw position	High (hgh)	IY					UW
	Semi-high (smh)	IH, AY*, OY*	OY*	AY*, AW*	AW*	AW*, OY*	UH, OW*, AW*, OY*
	Upper-mid (umd)						OW*
	Middle (mid)			AH			
	Lower-mid (lmd)	EH, OY*	OY*			OY*	AO, OY*
	Low (low)	AE, AY*		AY*, AW*	AW*	AA, AW*	AW*

Table 3: Complete feature description for Hindi consonants

Phonetics		Plosive				Nasal	Approximant	Fricative	
Voicing		Voiceless		Voiced				Voiceless	Voiced
Aspiration		Unaspirated	Aspirated	Unaspirated	Aspirated	Unaspirated		Aspirated	
Tongue Positions	Guttural	क	ख	ग	घ	ङ			ह
	Palatal	च	छ	ज	झ	ञ	य	श	
	Retroflex	ट	ठ	ड	ढ	ण	र	ष	
	Dental	त	थ	द	ध	न	ल	स	
	Labial	प	फ	ब	भ	म	व		

Table 4: Complete feature description for Hindi vowels

Tongue Positions	Aspiration	
	Unaspirated	Aspirated
Guttural	अ	आ
Palatal	इ	ई
Retroflex	ऋ	ॠ
Labial	उ	ऊ
Guttural + Palatal	ए	ऐ
Guttural + Labial	ओ	औ

specification for X-SAMPA (Kirshenbaum, 2001), adapted to the Arpabet transcription scheme. The mapping of English phonemes to features is shown in table 1 and 2.

After Mandarin, Spanish and English, Hindi is the most natively spoken language in the world, almost spoken by 260 million people according to (Ethnologue, 2014). For Hindi, we use the mapping suggested by (Malviya et al., 2016) and added some of the missing ones using IPA phonetic features (Mortensen et al., 2016). The mapping of Hindi phonemes to features used by us is shown in tables 3 and 4.

### 3.1 Phoneme Similarity

The phonetic distance (Similarity)  $S$  between a pair of phonemes  $P_a$  and  $P_b$  is measured by using the feature set of two phonemes and computing Jaccard similarity.

$$S(P_a, P_b) = \frac{|F(P_a) \cap F(P_b)|}{|F(P_a) \cup F(P_b)|} \quad (1)$$

Here,  $F(P)$  is the set of all the feature of phone  $P$ . For example,  $F(R) = \{apr, alv\}$  (from table 1). We can extend this logic to bi-grams as well. To compute the feature set of bi-gram  $(P_{a1}, P_{a2})$ , we will just take the union of the features for both of the phones.

$$F(P_{a1}, P_{a2}) = F(P_{a1}) \cup F(P_{a2}) \quad (2)$$

And Similarity  $S$  between pairs of bi-grams  $(P_{a1}, P_{a2})$  and  $(P_{b1}, P_{b2})$ , can be calculated as:

$$S((P_{a1}, P_{a2}), (P_{b1}, P_{b2})) = \frac{|F(P_{a1}, P_{a2}) \cap F(P_{b1}, P_{b2})|}{|F(P_{a1}, P_{a2}) \cup F(P_{b1}, P_{b2})|} \quad (3)$$

Vowels in speech are in general longer than consonants (Umeda, 1975) (Umeda, 1977) and further the perception of similarity is heavily dependent upon vowels (Raphael, 1972). This is the reason that if two bi-grams are ending with the same vowel then they sound almost the same despite them starting with different consonants.

We can weight our similarity score to reflect this

idea.

$$S_v((P_{a1}, P_{a2}), (P_{b1}, P_{b2})) = \begin{cases} \sqrt{S((P_{a1}, P_{a2}), (P_{b1}, P_{b2}))}, & \text{if } P_{a2} \text{ is a vowel and } P_{a2} = P_{b2} \\ S((P_{a1}, P_{a2}), (P_{b1}, P_{b2}))^2, & \text{otherwise} \end{cases} \quad (4)$$

Here,  $S_v$  is the vowel-weighted similarity for the bi-grams  $(P_{a1}, P_{a2})$  and  $(P_{b1}, P_{b2})$ .

### 3.2 Word Similarity

We are proposing a novel method to compare words that take the phoneme similarity as well as their sequence into account. The symmetric similarity distance between word  $a$ , given as the phoneme sequence  $a_1, a_2, a_3 \dots a_n$ , and word  $b$ , given as the phoneme sequence  $b_1, b_2, b_3 \dots b_m$  is given by  $d_{nm}$ , defined by the recurrence:

$$\begin{aligned} d_{1,1} &= S(a_1, b_1) \\ d_{i,1} &= d_{i-1,1} + S(a_i, b_1) \quad \text{for } 2 \leq i \leq n \\ d_{1,j} &= d_{1,j-1} + S(a_1, b_j) \quad \text{for } 2 \leq j \leq m \\ d_{i,j} &= \begin{cases} S(a_i, b_j) + d_{i-1,j-1}, & \text{if } S(a_i, b_j) = 1 \\ S(a_i, b_j)/p \\ + \min \begin{cases} d_{i-1,j} \\ d_{i,j-1} \end{cases}, & \text{otherwise} \end{cases} \\ & \quad \text{for } 2 \leq i \leq n, 2 \leq j \leq m \end{cases} \quad (5)$$

Here,  $p$  is the non-diagonal penalty. As we are calculating scores for all possible paths, this allows us to discourage the algorithm from taking convoluted non-diagonal paths, which will otherwise amass better scores as they are longer. The word similarity  $W_S$  between the words  $a$  and  $b$  can be calculated as:

$$W_S(a, b) = d_{n,m}/\max(n, m) \quad (6)$$

By setting non-diagonal penalty  $p \geq 2$ , we can ensure that word similarity  $W_S$  will be in the range  $0 \leq W_S \leq 1$ .

Further, the score can be calculate for a bi-gram sequence instead of a uni-gram sequence by using equation 3. In case of bi-grams, we

inserte two new tokens: 'BEG' in the beginning and 'END' in the end of the phoneme sequence. For word  $a$ , defined by the original sequence  $a_1, a_2, a_3 \dots a_n$ , the bi-gram sequence will be  $(BEG, a_1), (a_1, a_2), (a_2, a_3), (a_3, a_4) \dots (a_{n-1}, a_n), (a_n, END)$ . Here, 'BEG' and 'END' are the dummy phones which are mapped to the single dummy phonetic features 'beg' and 'end' respectively.

We can also utilize the benefits of vowel weight concept that we established in equation 4. The only change required in the equation 3.2 is to use  $S_v$  instead of  $S$  in the calculation of symmetric similarity distance  $d_{n,m}$ . We denote the word similarity obtained via this method as  $W_S^V$  (vowel weighted word similarity) in this paper.

### 3.3 Embedding Calculation

Using the algorithm mentioned in the previous section, we can obtain similarities between any two words, as long as we have their phonemic breakdown. In this section, we highlight the approach followed to build an embedding space for the words. Word embeddings offer many advantages like faster computation and independent handling in addition to the other benefits of vector spaces like addition, subtraction, and projection.

For a  $k$  word dictionary, we can obtain the similarity matrix  $M \in \mathbb{R}^{k \times k}$  by computing the word similarity between all the pairs of word.

$$M_{i,j} = W_S^V(word_i, word_j) \quad (7)$$

Since this similarity matrix  $M$  will be a symmetric non-negative matrix, one can use Non-negative Matrix Factorization (Yang et al., 2008) or a similar technique to obtain the  $d$  dimension word embedding  $V \in \mathbb{R}^{k \times d}$ . Using Stochastic Gradient Descent (SGD) (Koren et al., 2009) based method we can learn the embedding matrix  $V$  by minimizing:

$$\|M - V.V^T\|^2 \quad (8)$$

We choose SGD based method as matrix factorization and other such techniques become inefficient due to the memory requirements as the number of words  $k$  increases. For example to fit the similarity matrix  $M$  in memory for  $k$  words the space required will be in the order of  $O(k^2)$ . But using SGD based method we don't need to pre-calculate the  $M$  matrix, we can just calculate the required values by using equation 7 on the fly.

## 4 Experiments and Results

### 4.1 Experiments

We implemented the memoized version of the algorithm using dynamic programming. Given two words  $a$  and  $b$  with phoneme sequences  $a = a_1, a_2, a_3 \dots a_n$  and  $b = b_1, b_2, b_3 \dots b_m$ , the complexity of the algorithm is  $O(n.m)$ . The algorithm is implemented in Python and CMU Pronouncing Dictionary 0.7b (Carnegie Mellon Speech Group, 2014) is used to obtain the phoneme sequence for a given word.

As described below, for comparison of our proposed approach to existing work, we calculated the correlation between human scores to the scores given by PSSVec and our method for all the standard words as outlined in (Vitz and Winkler, 1973).

First we use our algorithm  $W_S$  on uni-grams and then bi-grams. For bi-grams we have used 3 variations: one without non-diagonal penalty (i.e.  $p = 1$ ), one with  $p = 2.5$  and one with the vowel weights ( $W_S^V$ ). We compared the correlation between methods and the human survey results (Vitz and Winkler, 1973). We scaled the human survey results from 0-4 to 0-1. As seen in figure 1, giving preference to the matching elements by setting  $p = 2.5$  increased the score. Effect of the non-diagonal penalty  $p$  can be seen in figure 3. This also shows that giving higher weights to similar ending vowels further increased the performance.

After that, we compared our method (bi-gram with  $W_S^V$  and  $p = 2.5$ ) with the existing work. As we can see from the figure 2, our method outperforms the existing work in all 4 cases.

### 4.2 Embedding Space Calculation

As the vowel weighted bi-gram based method  $W_S^V$  with non-diagonal penalty  $p = 2.5$  gave us the best performance, we use this to learn embeddings by solving equation 8. Tensorflow v2.1 (Abadi et al., 2016) was used for implementation of our matrix factorization code..

As python implementation is slow, we have also implemented our algorithm in C++ and used it in Tensorflow (for on-fly batch calculation) by exposing it as a python module using Cython (Seljebotn, 2009). In single-thread comparison we got an average speed-up around 300x from the C++ implementation over the Python implementation. The implementation benefits from the compiler intrinsics for bit-count (Muła et al., 2018) which speedup the Jaccard similarity computation. The results

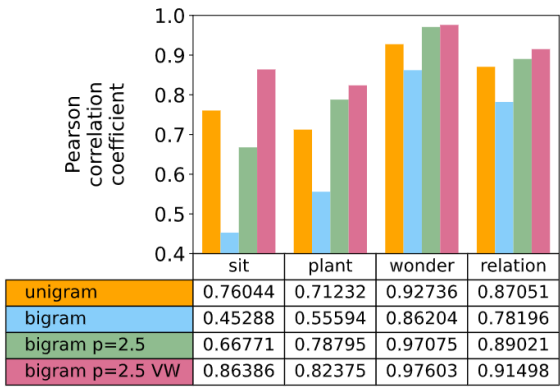


Figure 1: Correlation of proposed methods with Human Survey

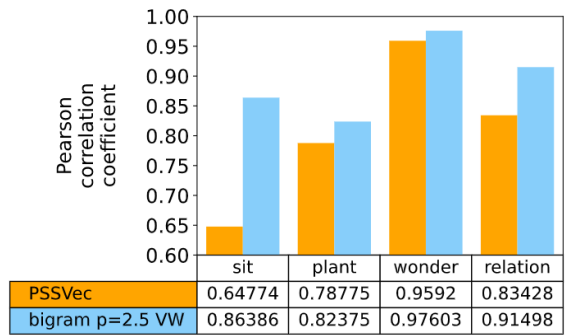


Figure 2: Correlation of existing work and our method with Human Survey

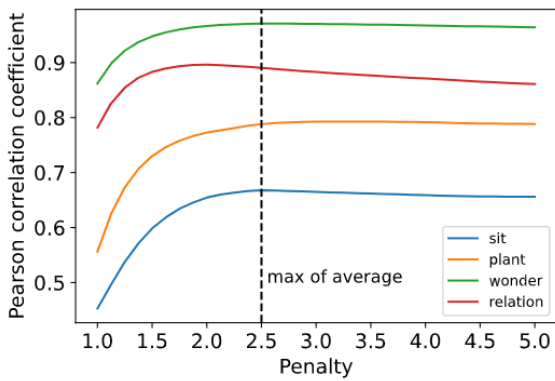


Figure 3: Effect of the penalty on correlation

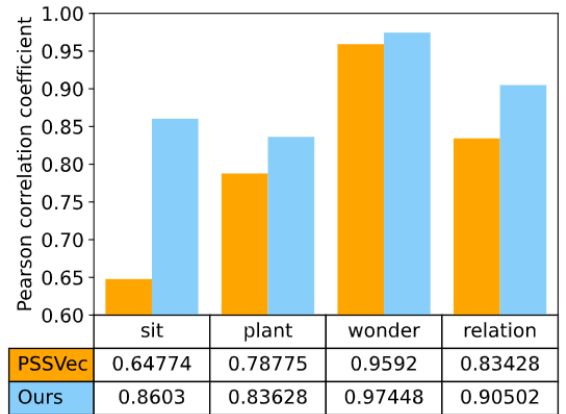


Figure 4: Correlation of embeddings with Human Survey

Figure 5: Visualizing the acoustic embedding vectors of selected English words

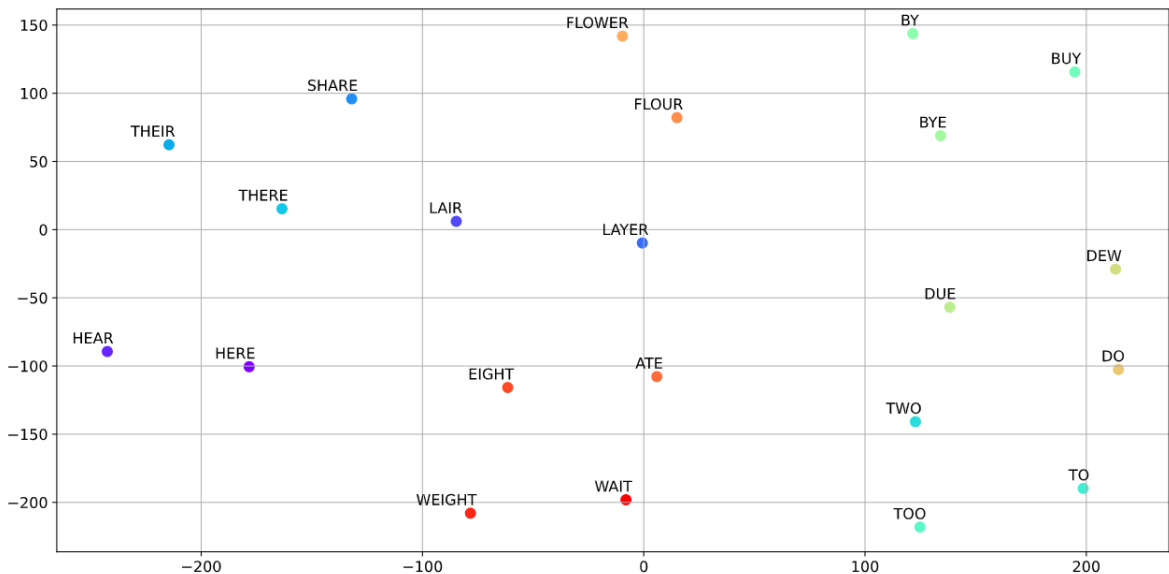
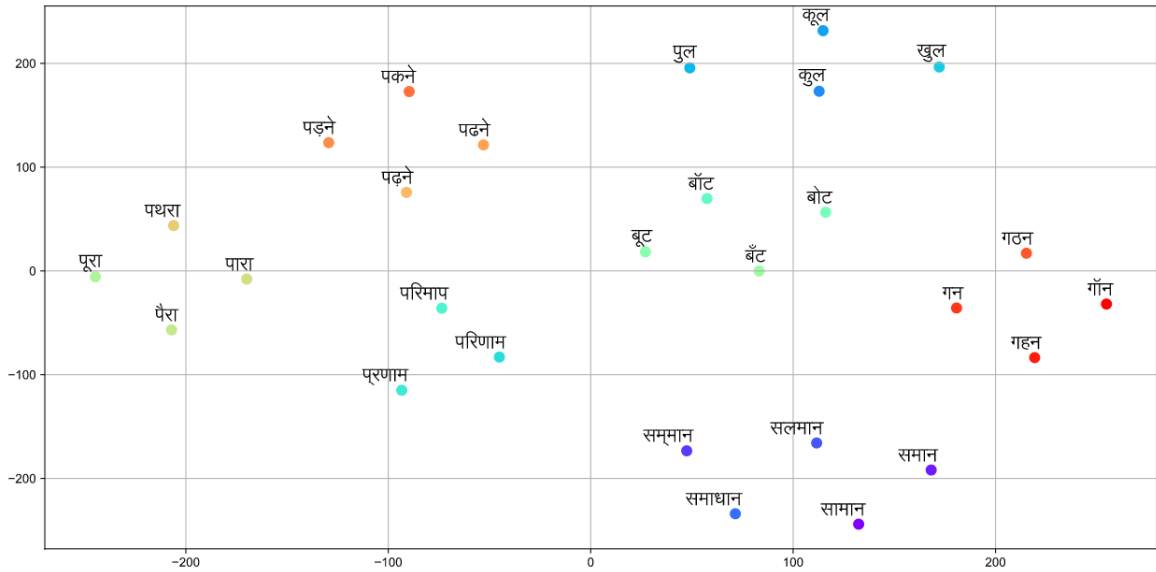


Figure 6: Visualizing the acoustic embedding vectors of selected Hindi words



were obtained on Intel(R) Xeon(R) CPU E5-2690 v4 @ 2.60GHz 440GB RAM server machine running on Ubuntu 18.04. To compare the running performance, we use the time taken to compute the similarity between a given word to every word in the dictionary. The experiments were repeated 5 times and their average was taken for the studies.

Similar to PSSVec we also used 50 dimensional embeddings for a fair comparison. The English embeddings are trained on 133859 words from CMU 0.7b dictionary (Carnegie Mellon Speech Group, 2014). Figure 4 shows the comparison between PSSVec and our embeddings.

For Hindi language, we use (Kunchukuttan, 2020) dataset and train on 22877 words.

We can also perform sound analogies (which reveal the phonetic relationships between words) on our obtained word embeddings using vector arithmetic to showcase the efficacy of the learned embedding space. Let's assume that  $V(W)$  represents the learned embedding vector for the word  $W$ . If  $W_a$  is related to  $W_b$  via the same relation with which  $W_c$  is related to  $W_d$  ( $W_a : W_b :: W_c : W_d$ ), given the embedding of words  $W_a, W_b, W_c$ , we can obtain  $W_d$  as:

$$W_d = N(V(W_b) - V(W_a) + V(W_c)) \quad (9)$$

where function  $N(v)$  returns the nearest word from the vector  $v$  in the learnt embedding space. The results for some pairs are documented in the following tables:

Wa	Wb	Wc	Wd
burn	burning	turn	turning
help	helped	jump	jumped
bend	unbend	born	unborn

Table 5: Sound analogies for English

Wa	Wb	Wc	Wd
समस्या	समस्याओं	परम्परा	परम्पराओं
भूमि	मातृभूमि	भाषा	मातृभाषा
काल	अकाल	ज्ञान	अज्ञान

Table 6: Sound analogies for Hindi

To aid visual understanding of this embedding space, we selected a few words each from English & Hindi languages and projected their embeddings to a 2-dimensional space using t-distributed stochastic neighbor embedding (Maaten and Hinton, 2008). The projected vectors are presented as a 2D plot in figure 5 for English and figure 6 for Hindi. We clearly note that similar sounding words occur together in the plot, hence validating our hypothesis that our proposed embedding space is able to capture the phonetic similarity of words.

### 4.3 Pun Based Evaluation

A pun is a form of wordplay which exploits the different possible meanings of a word or the fact that there are words that sound alike but have different meanings, for an intended humorous or rhetorical effect (Miller et al., 2017). The first category where a pun exploits the different possible meanings of a word is called Homographic pun and the second

category that banks on similar sounding words is called Heterographic pun. Following is an example of a Heterographic pun:

I Renamed my iPod The Titanic,  
so when I plug it in, it says  
“The Titanic is syncing.”

Heterographic puns are based on similar sounding words and thus act as a perfect benchmarking dataset for acoustic embedding algorithms. For showing the efficacy of our approach, we have used the 3rd subtask (heterographic pun detection) of the SemEval-2017 Task 7 dataset (Miller et al., 2017). This test set contains 1098 heterographic puns word pairs like *syncing* and *sinking*. After taking all word pairs that are present in the CMU Pronouncing Dictionary (Carnegie Mellon Speech Group, 2014) and removing duplicate entries, we are left with 778 word-pairs. Ideally, for a good acoustic embedding algorithm, we would expect the distribution of cosine similarity of these word pairs to be a sharp Gaussian with values  $\rightarrow 1$ .

To further intuitively highlight the efficacy of our approach, for the 778 word-pairs we present in table 7 the difference of the cosine similarity scores obtained from our algorithm and PSSVec (sorted by the difference). As we can see, though the words *mutter* and *mother* are relatively similarly sounding, PSSVec assigns a negative similarity. In comparison, our method is more robust, correctly capturing the acoustic similarity between words.

Table 7: Difference of scores

Word1	Word2	PSSVec	Ours	Diff
mutter	mother	-0.0123	0.8993	0.9117
loin	learn	-0.0885	0.8119	0.9005
truffle	trouble	0.1365	0.9629	0.8264
soul	sell	0.0738	0.7642	0.6903
sole	sell	0.0738	0.7605	0.6866
...	...	...	...	...
eight	eat	0.7196	0.4352	-0.2844
allege	ledge	0.7149	0.4172	-0.2976
ache	egg	0.7734	0.4580	-0.3154
engels	angle	0.8318	0.4986	-0.3331
bullion	bull	0.7814	0.4128	-0.3685

Figure 7 shows the density distribution of the cosine similarity between the test word-pairs for our proposed algorithm and PSSVec. It is observed that our distribution closely resembles a Gaussian,

with smaller variance and higher mean as compared to PSSVec embeddings.

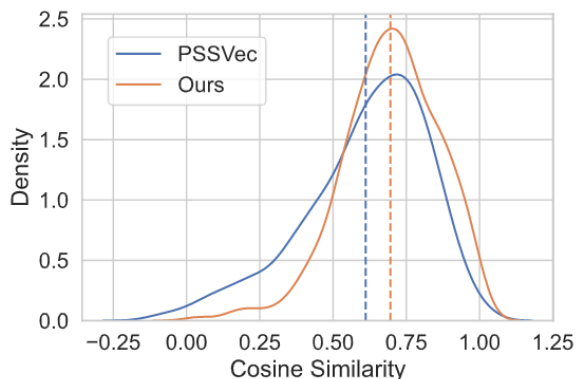


Figure 7: Cosine similarity distribution comparison

## 5 Conclusion

In this work, we propose a method to obtain the similarity between a pair of words given their phoneme sequence and a phonetic features mapping for the language. Overcoming the short-coming of previous embedding based solutions, our algorithm can also be used to compare the similarity of new words coming on the fly, even if they are not seen in the training data. Further, since embeddings have proven helpful in various cases, we also present a word embedding algorithm utilizing our similarity metric. Our embeddings are shown to perform better than previously reported results in the literature. We claim that our approach is generic and can be extended to any language for which phoneme sequences can be obtained for all its words. To showcase this, results are presented for 2 languages - English and Hindi.

Going forward, we wish to apply our approach to more Indian languages, utilizing the fact that there is no sophisticated grapheme-to-phoneme conversion required in most of them as the majority of Indian languages have orthographies with a high grapheme-to-phoneme and phoneme-to-grapheme correspondence. The approach becomes more valuable for Hindi and other Indian languages as there is very less work done for them and adaptation of a generic framework allows for diversity and inclusion. We also want to take advantage of this similarity measure and create a word-based speech recognition system that can be useful for various tasks like limited vocabulary ASR, keyword spotting, and wake-word detection.



## References

- Martín Abadi, Ashish Agarwal, Paul Barham, Eugene Brevdo, Zhifeng Chen, Craig Citro, Greg S Corrado, Andy Davis, Jeffrey Dean, Matthieu Devin, et al. 2016. Tensorflow: Large-scale machine learning on heterogeneous distributed systems. *arXiv preprint arXiv:1603.04467*.
- Samy Bengio and Georg Heigold. 2014. Word embeddings for speech recognition.
- Ann Bradlow, Cynthia Clopper, Rajka Smiljanic, and Mary Ann Walter. 2010. A perceptual phonetic similarity space for languages: Evidence from five native language listener groups. *Speech Communication*, 52(11-12):930–942.
- Catherine P Browman and Louis Goldstein. 1992. Articulatory phonology: An overview. *Phonetica*, 49(3-4):155–180.
- Carnegie Mellon Speech Group. 2014. *The CMU Pronouncing Dictionary 0.7b*.
- Noam Chomsky and Morris Halle. 1968. The sound pattern of english.
- Ethnologue. 2014. *Most Widely Spoken Languages in the World*.
- Maria Giatsoglou, Manolis G Vozalis, Konstantinos Diamantaras, Athena Vakali, George Sarigiannidis, and Konstantinos Ch Chatzisavvas. 2017. Sentiment analysis leveraging emotions and word embeddings. *Expert Systems with Applications*, 69:214–224.
- Evan Kirshenbaum. 2001. Representing ipa phonetics in ascii. URL: <http://www.kirshenbaum.net/IPA/ascii-ipa.pdf> (unpublished), Hewlett-Packard Laboratories.
- Yehuda Koren, Robert Bell, and Chris Volinsky. 2009. Matrix factorization techniques for recommender systems. *Computer*, 42(8):30–37.
- Anoop Kunchukuttan. 2020. The IndicNLP Library. [https://github.com/anoopkunchukuttan/indic\\_nlp\\_library/blob/master/docs/indicnlp.pdf](https://github.com/anoopkunchukuttan/indic_nlp_library/blob/master/docs/indicnlp.pdf).
- Laurens van der Maaten and Geoffrey Hinton. 2008. Visualizing data using t-sne. *Journal of machine learning research*, 9(Nov):2579–2605.
- Shrikant Malviya, Rohit Mishra, and Uma Shanker Tiwary. 2016. Structural analysis of hindi phonetics and a method for extraction of phonetically rich sentences from a very large hindi text corpus. In *2016 Conference of The Oriental Chapter of International Committee for Coordination and Standardization of Speech Databases and Assessment Techniques (O-COCOSDA)*, pages 188–193. IEEE.
- Jeff Mielke. 2012. A phonetically based metric of sound similarity. *Lingua*, 122(2):145–163.
- Tomas Mikolov, Ilya Sutskever, Kai Chen, Greg S Corrado, and Jeff Dean. 2013. Distributed representations of words and phrases and their compositionality. In *Advances in neural information processing systems*, pages 3111–3119.
- Tristan Miller, Christian F Hempelmann, and Iryna Gurevych. 2017. Semeval-2017 task 7: Detection and interpretation of english puns. In *Proceedings of the 11th International Workshop on Semantic Evaluation (SemEval-2017)*, pages 58–68.
- David R Mortensen, Patrick Littell, Akash Bharadwaj, Kartik Goyal, Chris Dyer, and Lori Levin. 2016. Panphon: A resource for mapping ipa segments to articulatory feature vectors. In *Proceedings of COLING 2016, the 26th International Conference on Computational Linguistics: Technical Papers*, pages 3475–3484.
- Wojciech Muła, Nathan Kurz, and Daniel Lemire. 2018. Faster population counts using avx2 instructions. *The Computer Journal*, 61(1):111–120.
- Allison Parrish. 2017. Poetic sound similarity vectors using phonetic features. In *Thirteenth Artificial Intelligence and Interactive Digital Entertainment Conference*.
- Lawrence J Raphael. 1972. Preceding vowel duration as a cue to the perception of the voicing characteristic of word-final consonants in american english. *The Journal of the Acoustical Society of America*, 51(4B):1296–1303.
- Niccolo Sacchi, Alexandre Nanchen, Martin Jaggi, and Milos Cernak. 2019. Open-vocabulary keyword spotting with audio and text embeddings. In *INTERSPEECH 2019-IEEE International Conference on Acoustics, Speech, and Signal Processing*.
- Dag Sverre Seljebotn. 2009. Fast numerical computations with cython. In *Proceedings of the 8th Python in Science Conference*, volume 37.
- Noriko Umeda. 1975. Vowel duration in american english. *The Journal of the Acoustical Society of America*, 58(2):434–445.
- Noriko Umeda. 1977. Consonant duration in american english. *The Journal of the Acoustical Society of America*, 61(3):846–858.
- Paul C Vitz and Brenda Spiegel Winkler. 1973. Predicting the judged “similarity of sound” of english words. *Journal of Verbal Learning and Verbal Behavior*, 12(4):373–388.
- Robert A Wagner and Michael J Fischer. 1974. The string-to-string correction problem. *Journal of the ACM (JACM)*, 21(1):168–173.
- Jianchao Yang, Shuicheng Yang, Yun Fu, Xuelong Li, and Thomas Huang. 2008. Non-negative graph embedding. In *2008 IEEE Conference on Computer Vision and Pattern Recognition*, pages 1–8. IEEE.

Guangyou Zhou, Tingting He, Jun Zhao, and Po Hu.  
2015. Learning continuous word embedding with metadata for question retrieval in community question answering. In *Proceedings of the 53rd Annual Meeting of the Association for Computational Linguistics and the 7th International Joint Conference on Natural Language Processing (Volume 1: Long Papers)*, pages 250–259.