

CIDEr-R: Robust Consensus-based Image Description Evaluation

Gabriel Oliveira dos Santos and Esther Luna Colombini and Sandra Avila
 Institute of Computing, University of Campinas (Unicamp), Brazil
 g197460@dac.unicamp.br, {esther, sandra}@ic.unicamp.br

Abstract

This paper shows that CIDEr-D, a traditional evaluation metric for image description, does not work properly on datasets where the number of words in the sentence is significantly greater than those in the MS COCO Captions dataset. We also show that CIDEr-D has performance hampered by the lack of multiple reference sentences and high variance of sentence length. To bypass this problem, we introduce CIDEr-R, which improves CIDEr-D, making it more flexible in dealing with datasets with high sentence length variance. We demonstrate that CIDEr-R is more accurate and closer to human judgment than CIDEr-D; CIDEr-R is more robust regarding the number of available references. Our results reveal that using Self-Critical Sequence Training to optimize CIDEr-R generates descriptive captions. In contrast, when CIDEr-D is optimized, the generated captions' length tends to be similar to the reference length. However, the models also repeat several times the same word to increase the sentence length.

1 Introduction

Automatically describing image content using natural sentences is an important task to help include people with visual impairments on the Internet, making it more inclusive and democratic. This task is known as *image captioning*. It is still a big challenge that requires understanding the objects, their attributes, and the actions they are involved in. Thus, linguistic models are also needed to verbalize the semantic relations in addition to visual interpretation methods.

In the last few years, there has been significant progress in image captioning thanks to the availability of a large amount of annotated data in relevant datasets (Agrawal et al., 2019; Chen et al., 2015; Gurari et al., 2020; Hodosh et al., 2013; Plummer et al., 2015). These datasets have in common multiple reference captions, which compre-



a) **Reference:** “Fotografia aérea sobre o pedágio da Terceira Ponte. A foto contém alguns prédios, um pedaço da Terceira Ponte e o fluxo de carros.”

CIDEr-D: “foto *aérea aérea aérea* da cidade de Florianópolis mostrando *casas casas*, mostrando *casas casas*. Ao fundo, algumas *casas* e *casas*.”

CIDEr-R: “Foto aérea de uma cidade de Brasília. Ao fundo, a céu azul.”

Figure 1: We show the reference caption and the description generated by models trained on #PraCegoVer to optimize CIDEr-D and CIDEr-R.

hend short sentences with a low length variance. Also, most of the datasets contain only English captions, whereas datasets with captions described in other languages are scarce. Thus, we proposed the #PraCegoVer dataset (Santos et al., 2021) for the image captioning task with descriptions¹ in Portuguese. Our dataset consists of images and captions collected from posts on Instagram tagging the hashtag #PraCegoVer. *PraCegoVer* is a movement (Web para Todos, 2018) that aims to spread the accessibility culture on social media. It has inspired many local laws in Brazil that establish that all posts made by public agencies must tag #PraCegoVer and contain a short description of the image. Also, many business and personal profiles have joined this initiative. Hence, the amount of data produced by those users has great growth potential.

In contrast to the other datasets in this literature,

¹We use caption and description interchangeably.

in #PraCegoVer, each image has only one reference description, whose length is about four times longer than the average length, in terms of the number of words, in datasets such as MS COCO (Chen et al., 2015). Also, the variance of length in our dataset is around ten times higher than in the literature. Thus, #PraCegoVer is more challenging than others. We demonstrated that training models using Self-Critical Sequence Training (Rennie et al., 2017) (SCST) to optimize CIDEr-D is not a good approach for datasets with the same characteristics as ours, in particular with single reference and high variance of length. CIDEr-D (Vedantam et al., 2015) has a severe penalty concerning the length that punishes at the same intensity any difference in the number of words between the generated and the reference captions. Hence, it forces the model to generate descriptions similar in length to the ground truth even though it has to repeat words to reach the reference length. In the end, the model learns to repeat words impairing the lexical cohesion of the generated description.

We tackle the problem of penalizing at the same intensity any difference in length by modeling the penalty proportionally to the reference length. Also, we introduced a penalty regarding lexical cohesion so that the more a word is repeated, relative to the ground truth, the higher is the penalty. These two penalties combined aim to give the models the opportunity of generating more succinct captions when the ground truth comprehends longer descriptions. We name this new metric CIDEr-R, a robust alternative to CIDEr-D for datasets with high length variance. Also, we demonstrated that CIDEr-R is preferred to CIDEr-D when only one reference is available. Finally, our results reveal that CIDEr-R is more suitable for the context of datasets created from data collected from social media.

Our key contributions are fourfold: (1) we investigated the impact of evaluation metrics in the scenario of datasets with high variance of length (e.g., #PraCegoVer;

(2) we showed that optimizing CIDEr-D on datasets with long references and high variance of length can make the model learn to repeat words to increase the sentence length (Figure 1);

(3) we proposed CIDEr-R that better measures the lexical cohesion and has a flexible penalty to length variance;

(4) we demonstrated that optimizing CIDEr-R in context of long sentences and high variance of

length produce more descriptive captions.

2 Related Work

The image captioning task has been accelerated thanks to the availability of a large amount of annotated data in relevant datasets, for instance, Flickr8K (Hodosh et al., 2013), Flickr30K (Plummer et al., 2015), and MS COCO (Lin et al., 2014). These data made it possible to train complex models such as Deep Neural Networks (LeCun et al., 2015). In the last few years, a broad collection of architectures has been proposed in image captioning (Kulkarni et al., 2011; Vinyals et al., 2015; Johnson et al., 2016; Pedersoli et al., 2017; Anderson et al., 2018; Lu et al., 2018; Huang et al., 2019; Wang et al., 2020; Cornia et al., 2020; Pan et al., 2020; Li et al., 2020). Notable achievements have been made with *Self-Critical Sequence Training* (Rennie et al., 2017), which is a formulation of reinforcement learning that enables the use of non-differentiable functions as optimization objectives, such as caption metrics.

Evaluating the generated captions is a challenging task itself because it is based on the evaluator’s subjectivity. Many metrics were proposed to measure the generated text’s quality to encourage progress in this field despite the subjectivity intrinsic to this process. Typically, these metrics compare a candidate sentence against a set of reference sentences (ground truth). Most of the metrics are rule-based that relies on n-gram to assign a score to the candidate sentence, e.g. BLEU (Papineni et al., 2002), ROUGE (Lin, 2004) and METEOR (Banerjee and Lavie, 2005). However, n-gram based metrics cannot capture the semantic relations and negatively correlate with human judgment. Thus, Vedantam *et al.* proposed CIDEr (Vedantam et al., 2015), a semantically sensitive score, which computes the term frequency-inverse document frequency (TF-IDF) weights to n-grams in the candidate and reference sentences and then compare them using cosine similarity. SPICE (Anderson et al., 2016) uses the similarity of scene graphs parsed from the reference and candidate captions to evaluate the generated descriptions. Although SPICE obtains a significantly higher correlation with human judgments compared to n-gram based metrics, it does not check whether the grammar is correct, and it ignores syntactic quality, as pointed out in (Liu et al., 2017). Also, SPICE uses Stanford Scene Graph Parser (Schuster et al., 2015)

which is only available for a limited number of languages. Recently, word embeddings has also been employed for evaluation in BERTScore (Zhang et al., 2020), MoverScore (Zhao et al., 2019) and BLEURT (Sellam et al., 2020).

3 #PraCegoVer Dataset

Recently, a social movement called PraCegoVer (Web para Todos, 2018) arose on the Internet, standing for people with visual impairments besides having an educational purpose. The initiative aims to call attention to the accessibility question by stimulating users to post images accompanied by a short description of their content. This project has inspired many local laws that establish that public agencies’ posts on social media must contain a description of the image.

Inspired by this movement, we developed a crawler to collect public posts from Instagram associated with the tag used by the followers. We leverage these data, which comprise images and text captions, to create #PraCegoVer (Santos et al., 2021) dataset, the first large dataset for image captioning in Portuguese. Similar to VizWiz-Captions (Gurari et al., 2020), our dataset’s captions are addressed to visually impaired people. We are continuously collecting more data, and, thus, our dataset increases over time. Currently, it comprehends 551,000 instances with images labeled with a single caption.

3.1 #PraCegoVer vs. MS COCO Captions

To illustrate the differences between standard datasets and datasets created from data in the wild, we plot in Figure 2 a histogram with the distribution of captions by length, *i.e.* number of words, for #PraCegoVer and MS COCO Captions. We can note that in MS COCO Captions the caption lengths are concentrated around ten words, while length distribution in #PraCegoVer is flatter than MS COCO Captions. More precisely, the reference descriptions in MS COCO Captions have 10.5 words on average with a standard deviation equal to 2.2, whereas in #PraCegoVer the mean and standard deviation the lengths are 37.8 and 26.8, respectively. These characteristics make our dataset more challenging than MS COCO Captions because the most used evaluation metric in image captioning literature, CIDEr-D (Vedantam et al., 2015), is fine-tuned on standard datasets, then it can not evaluate the generated captions appropriately.

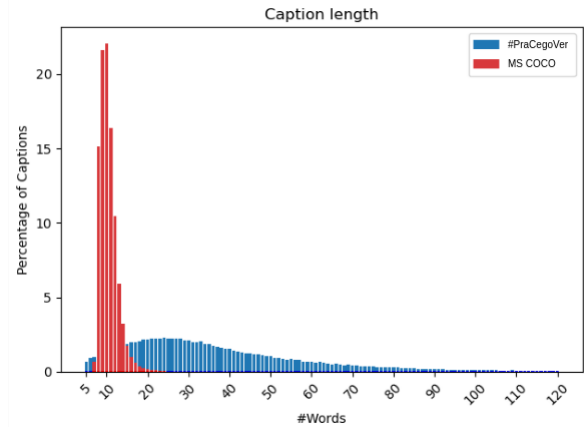


Figure 2: Histogram with the distribution of captions by length in terms of number of words for #PraCegoVer (blue) and MS COCO Captions (red) datasets.

4 Model Architecture

In our experiments, we employ AoANet (Huang et al., 2019) since it is one of the state-of-art models for image captioning. This model is based on the Attention on Attention (AoA) module, which determines the importance of attention results given queries. AoA module is an extension of Multi-Head Attention (Vaswani et al., 2017) that introduces an “Attention Gate” and an “Information Vector” to address the issue of the attention mechanism returning irrelevant results to the query. The model is an Encoder-Decoder architecture where the encoder module comprises the Feature Extractor and a Refining Module to refine feature vectors’ representation. In contrast, the decoder network comprehends LSTM, Multi-Head Attention, Attention on Attention, and word prediction layers. The encoder takes the image features as input and creates an embedding representation. The decoder, in turn, uses the embedding and the previous state to model the context vector that represents the newly acquired information. The context vector is used to predict the next word.

We train our models using the method Self-Critical Sequence Training (Rennie et al., 2017), which consists of two phases. The first phase optimizes the cross-entropy loss, and then an evaluation metric is optimized through a Reinforcement Learning approach. Our experiments trained the models during two epochs, minimizing the cross-entropy loss and 15 epochs maximizing the considered evaluation metric.

5 CIDEr-R: Our Proposal

CIDEr-D (Vedantam et al., 2015) is based on vectors $\mathbf{g}^n(s)$ formed by TF-IDF scores computed from n -grams of sentence s . CIDEr-D can be splitted into terms CIDEr-D $_n$, which are scores calculated from n -grams of length n . Let $S_i = \{s_{i1}, \dots, s_{im}\}$ be the set of reference descriptions of an image i , and let c_i be the generated description for i . Then, CIDEr-D $_n$ is formally defined as follows:

$$\text{sim}(c_i, s_{ij}) = \frac{\min(\mathbf{g}^n(c_i), \mathbf{g}^n(s_{ij})) \cdot \mathbf{g}^n(s_{ij})}{\|\mathbf{g}^n(c_i)\| \cdot \|\mathbf{g}^n(s_{ij})\|}, \quad (1)$$

$$\text{Penalty} = \exp\left\{-\frac{(l(c_i) - l(s_{ij}))^2}{2\sigma^2}\right\}, \quad (2)$$

$$\text{CIDEr-D}_n(c_i, S_i) = \frac{10}{m} \sum_{s_{ij} \in S_i} \text{sim}(c_i, s_{ij}) \cdot \text{Penalty}, \quad (3)$$

where $l(c_i)$ and $l(s_{ij})$ denote the length of candidate and reference sentences, respectively, and it is used $\sigma = 6$.

Finally, the CIDEr-D score is defined as:

$$\text{CIDEr-D}(c_i, S_i) = \frac{1}{N} \sum_{n=1}^N \text{CIDEr-D}_n(c_i, S_i), \quad (4)$$

where N is the longest considered n -gram, in (Vedantam et al., 2015) is told that empirically is assigned $N = 4$.

Although Vedantam *et al.* (Vedantam et al., 2015) have introduced the Gaussian penalty $\exp\left\{-\frac{(l(c_i) - l(s_{ij}))^2}{2\sigma^2}\right\}$ to tackle the problem of higher scores when words with higher confidence are repeated over long sentences, this factor only works for datasets with slight variances in the sentence lengths, and where the sentences have few words. For instance, this is the case of MS COCO, but it is not the case of the #PraCegoVer. We have demonstrated in Section 6 that models based on one of the state-of-art architectures trained on MS COCO and optimizing CIDEr-D output descriptions with high quality. However, when we trained these models with the same hyperparameters over the #PraCegoVer, the result was poor, with output sentences including many word repetitions. Such behavior occurs because the Gaussian penalty punishes at the same intensity any difference in length $|l(c_i) - l(s_{ij})|$. Hence, the model is forced to generate captions similar in length to the reference,

learning to repeat words not to be penalized by the cosine similarity between the TF-IDF vectors.

In light of this problem, we propose CIDEr-D modified, which we called CIDEr-R, where we replace the Gaussian penalty with two other penalties: length and repetition. We relax the Gaussian Penalty to be more flexible in the context of varied sentence length. Therefore, we developed the **length penalty** that changes according to the reference length so that the longer the reference sentence, the more permitted is the difference $|l(c_i) - l(s_{ij})|$. Also, to avoid the model to predict repeated words, we introduce the **repetition penalty** that deals specifically with this problem. This penalty considers the number of occurrences of a word in the candidate and reference sentences, assigning an intensified penalty score as that word frequency in the candidate sentence differs from the frequency in the reference.

Formally, given the generated description c_i and the reference s_{ij} , the **length penalty** $\text{Pen}_L(c_i, s_{ij})$ is defined as follows:

$$\text{Pen}_L(c_i, s_{ij}) = \exp\left\{-\frac{(l(c_i) - l(s_{ij}))^2}{l(s_{ij})^2}\right\}. \quad (5)$$

Repetition penalty $\text{Pen}_R(c_i, s_{ij})$ is formally defined as:

$$\text{Pen}_R(c_i, s_{ij}) = \prod_{w \in c'_i} f(w, c_i, s_{ij})^{1/l(c_i)}, \quad (6)$$

$$f(w, c_i, s_{ij}) = \begin{cases} \frac{1}{1 + |freq(w, c_i) - freq(w, s_{ij})|}, & \text{if } w \in c'_i \cap s'_{ij} \\ \frac{1}{freq(w, c_i)}, & \text{if } w \in c'_i \setminus s'_{ij} \end{cases}$$

where $freq(w, s)$ is the number of occurrences of the word w in a sentence s , and the notation c' and s' represents the set of words that appear in c and s , respectively.

Note that the length penalty (Equation 5) is similar to the Gaussian penalty in Equation 3, except for the denominator, which we replace by the term $l(s_{ij})^2$. This change makes the metric more flexible concerning the difference in lengths generated and reference sentences.

Finally, we define CIDEr-R as follows:

$$\text{CIDEr-R}_n(c_i, S_i) = \frac{10}{m} \sum_{s_{ij} \in S_i} \text{sim}(c_i, s_{ij}) \cdot \text{Pen}_R^{k_r} \cdot \text{Pen}_L^{1-k_r}, \quad (7)$$

$$k_r \in [0, 1].$$

Our formulation of CIDEr-R has replaced the Gaussian penalty with the weighted geometric average of length and repetition penalties, where k_r and $1 - k_r$ is the weight assigned to repetition and length penalty, respectively.

We have executed a random search (Bergstra and Bengio, 2012) to tune the weights assigned to each penalty, and we find the best configuration is $k_r = 0.8$. This configuration forces the model to avoid repetition. On the other hand, it generates shorter sentences than when $k_r = 0.0$, which is expected since we are decreasing the length penalty’s weight.

6 Experiments

6.1 Caption-Level Human Correlation

In this experiment, we evaluate how much the automated metrics match human judgment. We use the PASCAL-50S proposed by Vedantam *et al.* (Vedantam *et al.*, 2015). This dataset consists of triplets of sentences A, B, and C, where A is a reference caption and B and C are candidates. Each triplet has an annotation with the majority vote for the question, “Which of the two sentences, B or C, is more similar to A?”. The dataset comprehends four different combinations of sentences B and C: human-correct (HC), human-incorrect (HI), human-model (HM), and model-model (MM).

To evaluate the metrics, we compute the score for each triplet, using different metrics, for B and C having a set of references, and then we calculate the metric’s accuracy. The accuracy is defined as the number of times the metric assigns the highest score to the candidate pair most commonly preferred by human evaluators divided by the total number of pairs (B, C). To assess the impact of the number of available references on metrics performance, we compute the accuracy for each metric, varying the number of available references from 1 to 48. We show the results in Figure 3².

We can see that CIDEr-R has a similar performance to CIDEr-D, considering the four types of pairs. However, CIDEr-R outperforms the other metrics at distinguishing between two machine-generated captions (Model-Model Pairs). Especially when only one reference caption is available, which is the most common scenario of large datasets such as ours, CIDEr-R outperforms CIDEr-D by 1.2% of accuracy. Model-Model Pairs is a most interesting subtask from a practical point of view because distinguishing better-performing algorithms is the primary motivation of the automated metrics.

²We used the implementation of the evaluation metrics available on <https://github.com/ruotianluo/coco-caption>

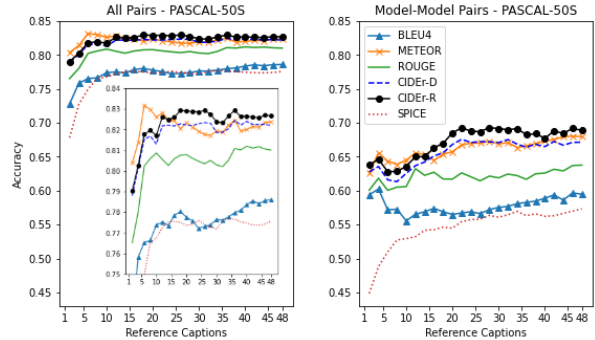


Figure 3: Classification accuracy of metrics at matching human evaluation with 1-48 reference captions.

6.2 Ablation Study

To investigate the impact of mean and variance of the sentence’s length in the datasets and influence of availability of multiple references, we selected subsets from #PraCegoVer and MS COCO datasets. We constructed MS COCO – Subset (Single Reference) to increase the sentence length variance. Thus, we selected the longest reference for each image, and then we removed the examples whose sentence length is between the first and third quartiles. Regarding the MS COCO – Subset (Multi-Reference), we kept the same examples as in MS COCO – Subset (Single Reference) but considered the 5 references per image. In addition, we randomly selected a subset of #PraCegoVer with about 63 thousand examples, which we called #PraCegoVer-63K. Also, we constructed the subsets #PraCegoVer N Words aiming to reduce the variance of the sentence length, so we selected just the examples whose reference has at most N-words. Finally, we used the original datasets MS COCO and Flickr30k. We presented the statistics about the datasets used in our experiments in Table 1.

Self-Critical Sequence Training has been largely used to train the Image Captioning models. It can optimize non-differentiable functions. Therefore it is used to optimize CIDEr-D. To compare the performance of models optimizing CIDEr-D and CIDEr-R, we train models using AoANet architecture, which is still one of the state-of-the-art architectures, on the different datasets mentioned above. For each setting, we execute the training 3 times, and we present the experimental results in Table 2. Note that Stanford Scene Graph Parser is not available for Portuguese, then we could not compute the SPICE score for subsets of #PraCegoVer.

Overall, the models’ performance decreases as

Table 1: Statistics of each dataset used in our experiment. ‘‘Avg. Sentence Length’’ stands for the average sentence length, and ‘‘Std. Sentence Length’’ stands for the standard deviation of the sentence length.

Dataset	Dataset Size	Train Size	Validation Size	Test Size	Vocabulary Size	Avg. Sentence Length	Std. Sentence Length
MS COCO	123287	113287	5000	5000	13508	10.5	2.2
MS COCO – Subset (Multi-Reference)	77719	71428	3145	3146	7985	10.6	2.8
MS COCO – Subset (Single Reference)	77719	71428	3145	3146	4365	13.7	3.9
Flickr30k	31014	29000	1014	1000	18459	12.3	5.2
#PraCegoVer – 63K	62935	37881	12442	12612	55029	37.8	26.8
#PraCegoVer 10 Words	10616	8531	1007	1078	5220	7.9	1.7
#PraCegoVer 20 Words	42292	33892	3521	4879	18829	13.8	4.3

Table 2: Experimental results obtained with AoANet models trained on different datasets, using Self-Critical Sequence Training to optimize CIDEr-D and CIDEr-R. The results are presented as ‘‘mean score \pm standard deviation of the scores’’.

Dataset	Optimizing	CIDEr-R	CIDEr-D	SPICE	ROUGE-L	METEOR	BLEU-4
MS COCO	CIDEr-D	121.6 \pm 0.3	120.5 \pm 0.3	21.1 \pm 0.1	57.5 \pm 0.2	27.7 \pm 0.0	36.5 \pm 0.1
	CIDEr-R	124.2 \pm 0.7	116.2 \pm 1.0	20.3 \pm 0.0	57.2 \pm 0.2	26.8 \pm 0.2	35.9 \pm 0.3
MS COCO – Subset (Multi-Reference)	CIDEr-D	117.6 \pm 0.2	115.3 \pm 0.4	20.3 \pm 0.1	56.7 \pm 0.1	27.0 \pm 0.1	34.9 \pm 0.2
	CIDEr-R	119.5 \pm 0.5	108.5 \pm 1.0	19.2 \pm 0.2	56.0 \pm 0.2	25.6 \pm 0.2	33.3 \pm 0.4
MS COCO – Subset (Single Reference)	CIDEr-D	101.0 \pm 0.4	97.9 \pm 1.0	22.7 \pm 0.2	36.8 \pm 0.1	16.7 \pm 0.1	11.0 \pm 0.1
	CIDEr-R	110.5 \pm 1.4	93.5 \pm 1.8	23.5 \pm 0.2	36.2 \pm 0.1	15.6 \pm 0.1	9.5 \pm 0.3
Flickr30k	CIDEr-D	51.5 \pm 0.3	45.3 \pm 0.2	12.2 \pm 0.3	44.0 \pm 0.2	18.3 \pm 0.1	21.7 \pm 0.3
	CIDEr-R	52.9 \pm 0.4	44.2 \pm 0.9	11.9 \pm 0.4	44.0 \pm 0.7	17.8 \pm 0.3	21.1 \pm 0.4
#PraCegoVer – 63K	CIDEr-D	10.8 \pm 1.8	4.7 \pm 0.7	-	14.5 \pm 0.4	7.1 \pm 0.1	1.6 \pm 0.2
	CIDEr-R	12.6 \pm 0.9	3.3 \pm 0.2	-	12.6 \pm 0.3	5.0 \pm 0.3	0.7 \pm 0.2
#PraCegoVer 10 Words	CIDEr-D	8.6 \pm 0.1	8.8 \pm 0.1	-	15.0 \pm 0.9	6.4 \pm 0.5	1.0 \pm 0.1
	CIDEr-R	9.6 \pm 0.6	9.3 \pm 1.1	-	15.1 \pm 0.5	6.2 \pm 0.3	1.1 \pm 0.1
#PraCegoVer 20 Words	CIDEr-D	10.2 \pm 0.5	9.5 \pm 0.4	-	15.9 \pm 0.1	7.9 \pm 0.1	1.8 \pm 0.2
	CIDEr-R	16.1 \pm 0.8	10.9 \pm 0.6	-	15.4 \pm 0.3	6.7 \pm 0.0	1.7 \pm 0.1

the variance of the reference length rises. Considering the datasets MS COCO, MS COCO – Subset (Multi-Reference), and Flickr30K, in which multiple references are available, one can compare the models’ performance using the SPICE score, since it has a high human correlation, to avoid a casual bias. We can observe that as the reference length variance increases, the performance of the models optimizing CIDEr-D drops faster than those that optimize CIDEr-R. In particular, the performances, based on the SPICE score, of the models optimizing CIDEr-D and CIDEr-R are not statistically different on Flickr30K, whose reference lengths have the highest standard deviation. Moreover, the models’ performance on MS COCO – Subset (Single-Reference) is worse than on MS COCO – Subset (Multi-Reference), which shows the negative impact of lack of multiple references for each example. Still, it can be noted that in the case of MS COCO – Subset (Single-Reference), the model that optimized CIDEr-R surpassed the one that optimized CIDEr-D. It means that the optimization of CIDEr-R is preferred in the case of a Single Reference.

Concerning the subsets of #PraCegoVer, the metrics ROUGE-L, METEOR, and BLEU-4 have low correlation with human judgments, and thus the

comparisons must be made in terms of CIDEr-D and CIDEr-R. That said, one can see that, regarding #PraCegoVer’s subsets, the performance also improves as the variance of the sentence length decreases. Still, in #PraCegoVer 20 Words, we doubled the average sentence length and also rose the variance of length compared to #PraCegoVer 10 Words. For this subset, optimizing CIDEr-R resulted in better models than using CIDEr-D. In the case of #PraCegoVer 10 Words and #PraCegoVer 20 Words datasets, even the average CIDEr-D score improves when we optimize CIDEr-R. It demonstrates that CIDEr-R is more suitable for this context. Moreover, optimizing CIDEr-R improved the captions’ quality in comparison with CIDEr-D for all subsets of #PraCegoVer as detailed in Section 6.3.

6.3 Qualitative Analysis

To qualitatively explore the metrics’ weakness, we created the triplets shown in Table 3. The triplets are composed of a reference sentence and two candidates: *Correct Candidate* correctly describes the image and *Incorrect Candidate* does not describe the objects in the image. We compute the metrics’ scores for each candidate, and then we compute the accuracy based on these triplets, as explained in Section 6.1. We constructed the first example to

evaluate the performance of the metrics when the Incorrect Candidate corresponds to a change of the subject of the reference caption, thus changing its meaning entirely, whereas the Correct Candidate consists of small syntactic changes but keeping the same meaning. In the second example, we explore different sentences for the Correct Candidate, while the Incorrect Candidate has some n-grams matching with the reference but has many word repetitions and is semantically incomplete. In the third example, we created the triplets to explore differences in length between the candidates and the reference. Thus, we selected a small sentence for the Correct Candidate, and we constructed the Incorrect Candidates by removing parts of the reference caption and replacing the dog with a cat. Still, in one of the Incorrect Candidates, we repeated the word distance to increase the length.

SPICE beats all other metrics, assigning a higher score for the Correct Candidate in 11 out of 15 triplets. However, it is worth noting that it misclassified triplets in which words are repeated. SPICE can reach this performance because it parses the descriptions according to linguistic rules, limiting its extension to other languages because it depends on linguistic experts. Regarding the other metrics, one can note that BLEU-4 does not classify correctly any triplets, whereas CIDEr-D and ROUGE-L assigned the higher score to the Correct Candidate when its sentence syntactically equals the Incorrect Candidate except by the word “cat”. Similarly, CIDEr-R and METEOR correctly classified 4 triplets. METEOR has better performance when the candidate and reference sentences are more syntactically similar. In contrast, CIDEr-R correctly penalizes sentences with word repetition and still while assigning the Correct Candidate. Also, it is essential to highlight that CIDEr-R is more invariant to sentence length than CIDEr-D. We saw this in cases where a higher score is assigned to the Correct Candidate even though it is shorter than the Incorrect Candidate. For example, in the pair “A cow and a dog on the street.” and “A bird sitting on the on on on cat and a dog and a dog and and sitting on next”, the first candidate is preferred.

Still, to show the quality of the captions generated by models trained to optimize CIDEr-D and CIDEr-R in the context of a single reference, we present in Figure 4 two examples from #PraCegoVer-63K test set and two from MS COCO. In these examples, the images are followed

by the reference caption and the descriptions automatically generated by the models. Regarding MS COCO, we train the models on MS COCO – Subset (Single-Reference), and we generate the captions for images from MS COCO Karpathy test set (Karpathy and Li, 2015).




Models trained to optimize CIDEr-D learn to repeat words in all cases, as highlighted in Figure 4. This occurs because the length penalty in CIDEr-R is more flexible than the Gaussian penalty in CIDEr-D. Hence, the model can generate short captions without being much penalized. As a result, the models trained to optimize CIDEr-R tend to produce summarized descriptions. This becomes clear specially when we consider #PraCegoVer-63K where the references are long, as illustrated in Figures 1 and 4a. Therefore, CIDEr-R is a better metric to be optimized in the context of long reference captions, especially when the variance of the sentences is high.

7 Conclusion

This work demonstrated that CIDEr-D’s performance is hampered by the lack of multiple reference sentences and sentence lengths variance. Thus, we proposed CIDEr-R as an alternative to CIDEr-D in the context of a single reference and where the sentence length variance matters, such as large datasets based on social media data. We modified the Gaussian penalty to make CIDEr-D invariant to the difference in length between the reference caption and the generated description. Also, we introduced a penalty for word repetition to better compare captions with a length similar to the reference but with words repeated several times. Further, we showed that CIDEr-R is more accurate and closer to human judgment than CIDEr-D, and it is also more robust regarding the number of references. Still, we showed that CIDEr-R is a preferred evaluation metric to CIDEr-D for datasets with single reference and high variance of sentence length, such as #PraCegoVer. Additionally, we demonstrated that using SCST to optimize CIDEr-D is not a good approach regarding datasets with a high length variance because the models are more likely to repeat words to increase the length of the generated caption. Finally, we demonstrated that training models to optimize CIDEr-R instead of CIDEr-D produces more descriptive captions.

For future work, we intend to create a dataset similar to PASCAL-50S with captions in Portuguese-

Table 3: A small set of triplets created to explore the metrics’ weakness. We constructed 5 triplets for each image, each one consisting of a reference, *Correct Candidate (CC)* and *Incorrect Candidate (IC)*. *Correct Candidate* correctly describes the image, while *Incorrect Candidate* is a sentence that do not describes the image.


Reference	Correct Candidate (CC)	Incorrect Candidate (IC)	CIDEr-R		CIDEr-D		SPICE		METEOR		ROUGE-L		BLEU-4	
			CC	IC	CC	IC	CC	IC	CC	IC	CC	IC	CC	IC
 1. A young girl is preparing to blow out her candle.	A young girl is about to blow out her candle. A young girl is getting ready to blow out her candle. A young girl is getting ready to blow out a candle. A young girl is getting ready to blow out a candle on a small dessert. A kid is to blow out the single candle in a bowl of birthday goodness.	A young dog is preparing to blow out her candle.	452.3	537.4	452.3	537.4	80.0	20.0	92.5	47.2	90.0	90.0	65.8	70.7
			389.5	537.4	384.9	537.4	80.0	20.0	53.6	47.2	86.5	90.0	58.8	70.7
			238.1	537.4	248.7	537.4	66.7	20.0	46.6	47.2	76.9	90.0	35.1	70.7
			173.6	537.4	138.0	537.4	50.0	20.0	44.1	47.2	66.4	90.0	24.6	70.7
 2. A bird sitting on the back of a cow and a dog and bird standing on the ground next to the cow.	A mottled brown dog and cow with two little birds outdoors. A cow standing next to a dog on dirt ground. A dog with a bird and a large cow on a street. A dog and a cow with a bird sitting on its back. A cow and a dog on a street.	A bird sitting on the on on on cat and a dog and a dog and and sitting on next to.	32.1	129.6	7.5	201.1	10.5	15.4	8.8	25.9	22.9	60.2	0.0	30.8
			89.1	129.6	15.4	201.1	35.3	15.4	21.8	25.9	35.1	60.2	0.0	30.8
			73.2	129.6	25.9	201.1	22.2	15.4	15.6	25.9	27.9	60.2	0.0	30.8
			168.7	129.6	54.7	201.1	35.3	15.4	26.7	25.9	33.5	60.2	15.8	30.8
 3. Dog laying on couch looking into distance with remote control by paw	A dog laying with a remote control.	Cat laying on couch looking into distance with remote control by paw. Cat looking into distance with remote control. Cat looking into distance distance distance with a remote control. Cat with remote control by paw. A cat with a remote control.	160.1	745.3	128.5	745.3	50.0	88.9	22.9	56.1	50.2	91.7	0.0	90.4
			160.1	415.8	128.5	304.2	50.0	46.2	22.9	30.9	50.2	60.3	0.0	39.6
			160.1	142.8	128.5	151.6	50.0	53.3	22.9	24.4	50.2	53.7	0.0	0.0
			160.1	332.5	128.5	212.0	50.0	40.0	22.9	24.0	50.2	52.4	0.0	28.0
Accuracy:			4/15		1/15		11/15		4/15		1/15		0/15	



a) **Reference:** “Na foto, Thalita Gelsenke e Thaís Silva estão abraçadas com Luana Génot na livraria Travessa. Ao fundo, diversos livros coloridos estão na prateleira. Nas laterais da foto, existem 2 banners: um deles vermelho, com o logo da, e o outro com a divulgação do livro da Luana.”
CIDEr-D: “Foto de uma mulher segurando um livro com *livros*. Ao fundo, uma estante com *livros*. Texto: “A *sua*. É *sua* festa. É *sua*!”.”
CIDEr-R: “Fotografia colorida. Bárbara está sentada em uma biblioteca. Ela está com uma menina. Ela veste uma blusa branca. Ao fundo, uma estante de livros.”.



b) **Reference:** “Two kayaks are sitting on a river bank empty.”
Subset Single Ref. CIDEr-D: “a *yellow* and *yellow boat* sitting on the side of a beach next to a *boat*”
Subset Single Ref. CIDEr-R: “a yellow surfboard sitting on the beach next to the ocean”



c) **Reference:** “A cat stares at itself in a mirror.”
Subset Single Ref. CIDEr-D: “a black and white cat sitting in a *mirror* looking in a *mirror*”
Subset Single Ref. CIDEr-R: “a cat sitting in front of a mirror”

Figure 4: Figure 4a is an example of image from #PraCegoVer-63K test set and Figures 4b and 4c are from MS COCO Karpathy test set (Karpathy and Li, 2015). In Figure 4a, we show the reference caption and the description generated by models trained on #PraCegoVer-63K to optimize CIDEr-D and CIDEr-R. In Figures 4b and 4c, we show the captions generated by models trained on MS COCO – Subset (Single-Reference) to optimize CIDEr-D and CIDEr-R, as well as the available reference for that image. “Subset Single Ref.” stands for MS COCO – Subset (Single-Reference).

se with the same characteristics of #PraCegoVer to validate the accuracy of the metrics in the context of long sentences and high variance. Also, we intend to remove proper names and process synonyms to reduce the vocabulary size and replace words

with low-frequency with synonyms more common in subsets of #PraCegoVer to evaluate how this impacts the models’ performance.

Acknowledgements

G. O. dos Santos is funded by the São Paulo Research Foundation (FAPESP) (2019/24041-4)³. E. L. Colombini and S. Avila are partially funded by H.IAAC (Artificial Intelligence and Cognitive Architectures Hub). S. Avila is also partially funded by FAPESP (2013/08293-7), a CNPq PQ-2 grant (315231/2020-3), and Google LARA 2020.

References

- Harsh Agrawal, Peter Anderson, Karan Desai, Yufei Wang, Xinlei Chen, Rishabh Jain, Mark Johnson, Dhruv Batra, Devi Parikh, and Stefan Lee. 2019. [nocaps: novel object captioning at scale](#). In *2019 IEEE/CVF International Conference on Computer Vision, ICCV 2019, Seoul, Korea (South), October 27 - November 2, 2019*, pages 8947–8956. IEEE.
- Peter Anderson, Basura Fernando, Mark Johnson, and Stephen Gould. 2016. [Spice: Semantic propositional image caption evaluation](#). In *European Conference on Computer Vision*, pages 382–398.
- Peter Anderson, Xiaodong He, Chris Buehler, Damien Teney, Mark Johnson, Stephen Gould, and Lei Zhang. 2018. [Bottom-up and top-down attention for image captioning and visual question answering](#). In *2018 IEEE Conference on Computer Vision and Pattern Recognition, CVPR 2018, Salt Lake City, UT, USA, June 18-22, 2018*, pages 6077–6086. IEEE Computer Society.
- Satanjeev Banerjee and Alon Lavie. 2005. [METEOR: An automatic metric for MT evaluation with improved correlation with human judgments](#). In *Proceedings of the ACL Workshop on Intrinsic and Extrinsic Evaluation Measures for Machine Translation and/or Summarization*, pages 65–72, Ann Arbor, Michigan. Association for Computational Linguistics.
- James Bergstra and Yoshua Bengio. 2012. Random search for hyper-parameter optimization. *The Journal of Machine Learning Research*, 13(1):281–305.
- Xinlei Chen, Hao Fang, Tsung-Yi Lin, Ramakrishna Vedantam, Saurabh Gupta, Piotr Dollár, and C Lawrence Zitnick. 2015. [Microsoft coco captions: Data collection and evaluation server](#). *arXiv preprint arXiv:1504.00325*.
- Marcella Cornia, Matteo Stefanini, Lorenzo Baraldi, and Rita Cucchiara. 2020. [Meshed-memory transformer for image captioning](#). In *2020 IEEE/CVF Conference on Computer Vision and Pattern Recognition, CVPR 2020, Seattle, WA, USA, June 13-19, 2020*, pages 10575–10584. IEEE.
- Danna Gurari, Yinan Zhao, Meng Zhang, and Nilavra Bhattacharya. 2020. [Captioning images taken by people who are blind](#). In *European Conference on Computer Vision*, pages 417–434.
- Micah Hodosh, Peter Young, and Julia Hockenmaier. 2013. [Framing image description as a ranking task: Data, models and evaluation metrics](#). *Journal of Artificial Intelligence Research*, 47(1):853–899.
- Lun Huang, Wenmin Wang, Jie Chen, and Xiaoyong Wei. 2019. [Attention on attention for image captioning](#). In *2019 IEEE/CVF International Conference on Computer Vision, ICCV 2019, Seoul, Korea (South), October 27 - November 2, 2019*, pages 4633–4642. IEEE.
- Justin Johnson, Andrej Karpathy, and Li Fei-Fei. 2016. [Densecap: Fully convolutional localization networks for dense captioning](#). In *2016 IEEE Conference on Computer Vision and Pattern Recognition, CVPR 2016, Las Vegas, NV, USA, June 27-30, 2016*, pages 4565–4574. IEEE Computer Society.
- Andrej Karpathy and Fei-Fei Li. 2015. [Deep visual-semantic alignments for generating image descriptions](#). In *IEEE Conference on Computer Vision and Pattern Recognition, CVPR 2015, Boston, MA, USA, June 7-12, 2015*, pages 3128–3137. IEEE Computer Society.
- Girish Kulkarni, Visruth Premraj, Sagnik Dhar, Siming Li, Yejin Choi, Alexander C Berg, and Tamara L Berg. 2011. [Baby talk: Understanding and generating image descriptions](#). In *IEEE Conference on Computer Vision and Pattern Recognition*.
- Yann LeCun, Yoshua Bengio, and Geoffrey Hinton. 2015. [Deep learning](#). *nature*, 521(7553):436–444.
- Xiujun Li, Xi Yin, Chunyuan Li, Pengchuan Zhang, Xiaowei Hu, Lei Zhang, Lijuan Wang, Houdong Hu, Li Dong, Furu Wei, et al. 2020. [Oscar: Object-semantic aligned pre-training for vision-language tasks](#). In *European Conference on Computer Vision*, pages 121–137.
- Chin-Yew Lin. 2004. [ROUGE: A package for automatic evaluation of summaries](#). In *Text Summarization Branches Out*, pages 74–81, Barcelona, Spain. Association for Computational Linguistics.
- Tsung-Yi Lin, Michael Maire, Serge Belongie, James Hays, Pietro Perona, Deva Ramanan, Piotr Dollár, and C Lawrence Zitnick. 2014. [Microsoft coco: Common objects in context](#). In *European Conference on Computer Vision*, pages 740–755.
- Siqi Liu, Zhenhai Zhu, Ning Ye, Sergio Guadarrama, and Kevin Murphy. 2017. [Improved image captioning via policy gradient optimization of spider](#). In *IEEE International Conference on Computer Vision, ICCV 2017, Venice, Italy, October 22-29, 2017*, pages 873–881. IEEE Computer Society.

³The opinions expressed in this work do not necessarily reflect those of the funding agencies.

- Jiasen Lu, Jianwei Yang, Dhruv Batra, and Devi Parikh. 2018. [Neural baby talk](#). In *2018 IEEE Conference on Computer Vision and Pattern Recognition, CVPR 2018, Salt Lake City, UT, USA, June 18-22, 2018*, pages 7219–7228. IEEE Computer Society.
- Yingwei Pan, Ting Yao, Yehao Li, and Tao Mei. 2020. [X-linear attention networks for image captioning](#). In *2020 IEEE/CVF Conference on Computer Vision and Pattern Recognition, CVPR 2020, Seattle, WA, USA, June 13-19, 2020*, pages 10968–10977. IEEE.
- Kishore Papineni, Salim Roukos, Todd Ward, and Wei-Jing Zhu. 2002. [Bleu: a method for automatic evaluation of machine translation](#). In *Proceedings of the 40th Annual Meeting of the Association for Computational Linguistics*, pages 311–318, Philadelphia, Pennsylvania, USA. Association for Computational Linguistics.
- Marco Pedersoli, Thomas Lucas, Cordelia Schmid, and Jakob Verbeek. 2017. [Areas of attention for image captioning](#). In *IEEE International Conference on Computer Vision, ICCV 2017, Venice, Italy, October 22-29, 2017*, pages 1251–1259. IEEE Computer Society.
- Bryan A. Plummer, Liwei Wang, Chris M. Cervantes, Juan C. Caicedo, Julia Hockenmaier, and Svetlana Lazebnik. 2015. [Flickr30k entities: Collecting region-to-phrase correspondences for richer image-to-sentence models](#). In *2015 IEEE International Conference on Computer Vision, ICCV 2015, Santiago, Chile, December 7-13, 2015*, pages 2641–2649. IEEE Computer Society.
- Steven J. Rennie, Etienne Marcheret, Youssef Mroueh, Jerret Ross, and Vaibhava Goel. 2017. [Self-critical sequence training for image captioning](#). In *2017 IEEE Conference on Computer Vision and Pattern Recognition, CVPR 2017, Honolulu, HI, USA, July 21-26, 2017*, pages 1179–1195. IEEE Computer Society.
- Gabriel Oliveira dos Santos, Esther Luna Colombini, and Sandra Avila. 2021. [#PraCegoVer: A large dataset for image captioning in portuguese](#). *arXiv preprint arXiv:2103.11474*.
- Sebastian Schuster, Ranjay Krishna, Angel Chang, Li Fei-Fei, and Christopher D. Manning. 2015. [Generating semantically precise scene graphs from textual descriptions for improved image retrieval](#). In *Proceedings of the Fourth Workshop on Vision and Language*, pages 70–80, Lisbon, Portugal. Association for Computational Linguistics.
- Thibault Sellam, Dipanjan Das, and Ankur Parikh. 2020. [BLEURT: Learning robust metrics for text generation](#). In *Proceedings of the 58th Annual Meeting of the Association for Computational Linguistics*, pages 7881–7892, Online. Association for Computational Linguistics.
- Ashish Vaswani, Noam Shazeer, Niki Parmar, Jakob Uszkoreit, Llion Jones, Aidan N. Gomez, Lukasz Kaiser, and Illia Polosukhin. 2017. [Attention is all you need](#). In *Advances in Neural Information Processing Systems 30: Annual Conference on Neural Information Processing Systems 2017, December 4-9, 2017, Long Beach, CA, USA*, pages 5998–6008.
- Ramakrishna Vedantam, C. Lawrence Zitnick, and Devi Parikh. 2015. [Cider: Consensus-based image description evaluation](#). In *IEEE Conference on Computer Vision and Pattern Recognition, CVPR 2015, Boston, MA, USA, June 7-12, 2015*, pages 4566–4575. IEEE Computer Society.
- Oriol Vinyals, Alexander Toshev, Samy Bengio, and Dumitru Erhan. 2015. [Show and tell: A neural image caption generator](#). In *IEEE Conference on Computer Vision and Pattern Recognition, CVPR 2015, Boston, MA, USA, June 7-12, 2015*, pages 3156–3164. IEEE Computer Society.
- Tan Wang, Jianqiang Huang, Hanwang Zhang, and Qianru Sun. 2020. [Visual commonsense R-CNN](#). In *2020 IEEE/CVF Conference on Computer Vision and Pattern Recognition, CVPR 2020, Seattle, WA, USA, June 13-19, 2020*, pages 10757–10767. IEEE.
- Web para Todos. 2018. [Criadora do projeto #PraCegoVer incentiva a descrição de imagens na web](#). <http://mwpt.com.br/criadora-do-projeto-pracegover-incentiva-descricao-de-imagens-na-web>.
- Tianyi Zhang, Varsha Kishore, Felix Wu, Kilian Q. Weinberger, and Yoav Artzi. 2020. [Bertscore: Evaluating text generation with BERT](#). In *8th International Conference on Learning Representations, ICLR 2020, Addis Ababa, Ethiopia, April 26-30, 2020*. OpenReview.net.
- Wei Zhao, Maxime Peyrard, Fei Liu, Yang Gao, Christian M. Meyer, and Steffen Eger. 2019. [MoverScore: Text generation evaluating with contextualized embeddings and earth mover distance](#). In *Proceedings of the 2019 Conference on Empirical Methods in Natural Language Processing and the 9th International Joint Conference on Natural Language Processing (EMNLP-IJCNLP)*, pages 563–578, Hong Kong, China. Association for Computational Linguistics.