

# TRANS-ENCODER: UNSUPERVISED SENTENCE-PAIR MODELLING THROUGH SELF- AND MUTUAL-DISTILLATIONS

Fangyu Liu<sup>1\*</sup> Serhii Havrylov<sup>2</sup> Yunlong Jiao<sup>2</sup> Jordan Massiah<sup>2</sup> Emine Yilmaz<sup>2</sup>

<sup>1</sup>University of Cambridge <sup>2</sup>Amazon

f1399@cam.ac.uk {havrys, jyunlong, jormas, eminey}@amazon.com

## ABSTRACT

In NLP, a large volume of tasks involve pairwise comparison between two sequences (e.g. sentence similarity and paraphrase identification). Predominantly, two formulations are used for sentence-pair tasks: bi-encoders and cross-encoders. Bi-encoders produce fixed-dimensional sentence representations and are computationally efficient, however, they usually underperform cross-encoders. Cross-encoders can leverage their attention heads to exploit inter-sentence interactions for better performance but they require task fine-tuning and are computationally more expensive. In this paper, we present a completely unsupervised sentence representation model termed as TRANS-ENCODER that combines the two learning paradigms into an iterative joint framework to simultaneously learn enhanced bi- and cross-encoders. Specifically, on top of a pre-trained Language Model (PLM), we start with converting it to an unsupervised bi-encoder, and then alternate between the bi- and cross-encoder task formulations. In each alternation, one task formulation will produce pseudo-labels which are used as learning signals for the other task formulation. We then propose an extension to conduct such self-distillation approach on multiple PLMs in parallel and use the average of their pseudo-labels for mutual-distillation. TRANS-ENCODER creates, to the best of our knowledge, the first completely unsupervised cross-encoder and also a state-of-the-art unsupervised bi-encoder for sentence similarity. Both the bi-encoder and cross-encoder formulations of TRANS-ENCODER outperform recently proposed state-of-the-art unsupervised sentence encoders such as Mirror-BERT (Liu et al.) and SimCSE (Gao et al.) by up to 5% on the sentence similarity benchmarks.

## 1 INTRODUCTION

Comparing pairwise sentences is fundamental to a wide spectrum of tasks in NLP such as information retrieval (IR), natural language inference (NLI), sentence textual similarity (STS) and clustering. Two general architectures usually used for sentence-pair modelling are bi-encoders and cross-encoders.

In a cross-encoder, two sequences are concatenated and sent into the model (usually deep Transformers like BERT/RoBERTa) in one pass. The attention heads of Transformers could directly model the inter-sentence interactions and output a classification/relevance score. However, a cross-encoder needs to recompute the encoding for different combinations of sentences in each unique sequence pair, resulting in a heavy computational overhead. It is thus impractical in tasks like IR and clustering where massive pairwise sentence comparisons are involved. Also, task fine-tuning is always required for converting PLMs to cross-encoders. By contrast, in a bi-encoder, each sequence is encoded separately and mapped to a common embedding space for similarity comparison. The encoded sentences can be cached and reused. A bi-encoder is thus much more efficient. Also, the output of a bi-encoder can be used off-the-shelf as sentence embeddings for other downstream tasks. That said, it is well-known that bi-encoders underperform cross-encoders (Humeau et al.; Thakur et al.) since the former could not explicitly model the interactions between sentences but could only compare them in the embedding space in a *post hoc* manner.

\*Work done during internship at Amazon.

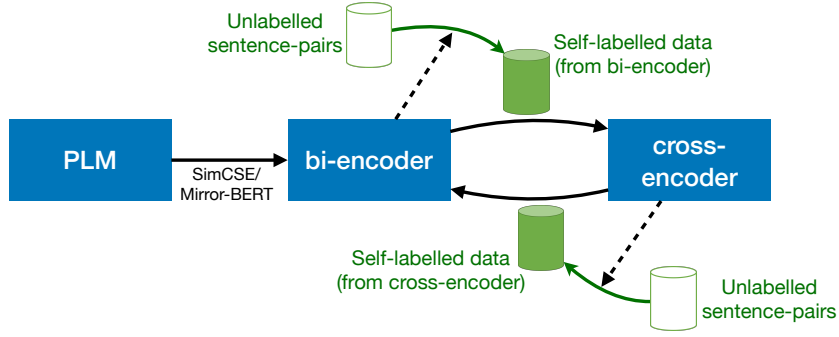


Figure 1: A graphical illustration of the self-distillation learning scheme in TRANS-ENCODER. Notice that the blue boxes represent the same model trained sequentially.

In this work, we ask the question: can we leverage the advantages of both bi- and cross-encoders and bootstrap knowledge from them in an unsupervised manner? Our proposed TRANS-ENCODER addresses this question with the following intuition: As a starting point, we can use bi-encoder representations to tune a cross-encoder. With more powerful inter-sentence modelling, the cross-encoder should resurface more knowledge from the PLMs than the bi-encoder given the same data. In turn, the more powerful cross-encoder can distil its knowledge back to the bi-encoder. We can repeat this cycle to iteratively bootstrap from both the bi- and cross-encoders.

## 2 TRANS-ENCODER

The general idea of TRANS-ENCODER is simple yet extremely effective. In §2.1, we first transform an off-the-shelf PLM to a strong bi-encoder, serving as an initialisation point. Then, the bi-encoder produces pseudo-labels and the PLM subsequently learns from these pseudo-labels in a cross-encoder manner (§2.2). Consecutively, the cross-encoder further produces more accurate pseudo-labels for bi-encoder learning (§2.3). This self-distillation process is visualised in Fig. 1. Then in, §2.4, we propose a further extension called mutual-distillation that stabilises the training process and boosts the encoder performance even more.

### 2.1 TRANSFORM PLMS INTO EFFECTIVE BI-ENCODERS

Off-the-shelf PLMs are not very good bi-encoders.<sup>1</sup> To have a reasonably good starting point, we leverage a simple contrastive tuning procedure to transform existing PLMs to bi-encoders. This approach is concurrently proposed in both Mirror-BERT (Liu et al.) and SimCSE (Gao et al.).

Let  $f(\cdot)$  denote the encoder model (a Transformer-based model);  $\mathcal{X}$  be a batch of randomly sampled raw sentences. For any sentence  $x_i \in \mathcal{X}$ , we send it to the encoder twice to create two views of the same data point:  $f(x_i)$  and  $f(\bar{x}_i)$ . Note that the two encodings slightly differ due to the dropout layers in the encoder.<sup>2</sup> We then use the standard InfoNCE loss (Oord et al., 2018) to cluster the positive pairs together and push away the negative pairs in the mini-batch:

$$\mathcal{L}_{\text{infoNCE}} = - \sum_{i=1}^{|\mathcal{X}|} \log \frac{\exp(\cos(f(x_i), f(\bar{x}_i))/\tau)}{\sum_{x_j \in \mathcal{N}_i} \exp(\cos(f(x_i), f(x_j))/\tau)}. \quad (1)$$

$\tau$  denotes a temperature parameter;  $\mathcal{N}_i$  denotes all negatives of  $x_i$  within the current data batch, which includes all  $x_j, \bar{x}_j$  where  $i \neq j$  (i.e.,  $|\mathcal{N}_i| = 2|\mathcal{X}| - 2$ ). Intuitively, the numerator is the similarity of the self-duplicated pair (the positive example) and the denominator is the sum of the similarities

<sup>1</sup>In this work, bi-encoder is the same as a universal text encoder. When embedding a pair of sentences under the bi-encoder architecture, the same encoder is used (i.e. the two-branches of bi-encoder share weights).

<sup>2</sup>Mirror-BERT has the option to also randomly mask a span in  $\bar{x}_i$  and using drophead (Zhou et al.) to replace dropout as hidden states augmentation.

between  $x_i$  and all other negative strings besides  $\bar{x}_i$ . The loss encourages the positive pairs to be relatively close compared to the negative ones.

In experiments, we use checkpoints released by SimCSE and Mirror-BERT only. But in principle, similar techniques such as Contrastive Tension, and ConSERT, *inter alia*, could all be used here as long as the method serves the purpose of transforming BERT to an effective bi-encoder and does not require additional labelled data.

As pointed out in (Liu et al.), such contrastive-style self-supervised learning methods can bootstrap PLMs for sentence representations, however the performance does not enhance with more training data/iterations. In fact, Liu et al. show that for the Mirror-BERT model, the transformation can be completed in just 20 seconds using two NVIDIA 2080Ti. They further perform a series of probing experiments<sup>3</sup> to suggest that we should interpret the success of this class of methods as unlocking existing semantic knowledge in PLMs instead of gaining new knowledge.

## 2.2 SELF-DISTILLATION: BI- TO CROSS-ENCODER

After obtaining a sufficiently good bi-encoder, we leverage it to label sentence pairs sampled from the task of interest. Specifically, for a given sentence-pair ( $\text{sent1}$ ,  $\text{sent2}$ ), we input them to the bi-encoder separately and get two embeddings (we use the embedding of [CLS] from the last layer). The cosine similarity between them is regarded as their relevance score. In this way we have constructed a self-labelled sentence-pair scoring dataset in the format of ( $\text{sent1}$ ,  $\text{sent2}$ ,  $\text{score}$ ).

We then employ the same model architecture to learn from these score, but with a cross-encoder formulation. The cross-encoder weights are initialised from the original PLM<sup>4</sup>. For the sentence-pair ( $\text{sent1}$ ,  $\text{sent2}$ ), we concatenate them to produce “[CLS]  $\text{sent1}$  [SEP]  $\text{sent2}$  [SEP]” and input it to the cross-encoder. A linear layer (newly initialised) then map the sequence’s encoding (embedding of the [CLS] token) to a scalar. The learning objective of the cross-encoder is minimising the KL divergence between its predictions and the self-labelled scores from the bi-encoder. This is equivalent to optimising the (soft) binary cross-entropy (BCE) loss:

$$\mathcal{L}_{\text{BCE}} = -\frac{1}{N} \sum_{n=1}^N \left( y_n \cdot \log(\sigma(x_n)) + (1 - y_n) \cdot \log(1 - \sigma(x_n)) \right) \quad (2)$$

where  $N$  is the data-batch size;  $\sigma(\cdot)$  is the sigmoid activation;  $x_n$  is the prediction of the cross-encoder;  $y_n$  is the self-labelled ground-truth score from the bi-encoder.

Note that while the cross-encoder is essentially learning from the data produced by itself (in a bi-encoder form), usually, it outperforms the original bi-encoder on held-out data. The cross-encoder directly discovers the similarity between two sentences through its attention heads, finding more accurate cues to justify the relevance score. The ability of discovering such cues could then generalise to unseen data, resulting in stronger sentence-pair scoring capability than the original bi-encoder. From a knowledge distillation perspective, we can view the bi- and cross-encoder as the teacher and student respectively. In this case the student outperforms the teacher, not because of stronger model capacity, but smarter task formulation. By leveraging this simple yet powerful observation, we are able to design a learning scheme that iteratively boosts the performance of both bi- and cross-encoder.

## 2.3 SELF-DISTILLATION: CROSS- TO BI-ENCODER

With the more powerful cross-encoder at hand, a natural next step is distilling the extra gained knowledge back to a bi-encoder form, which is more useful for downstream tasks. Besides, and more importantly, a better bi-encoder could produce even more self-labelled data for cross-encoder learning. In this way we could repeat §2.2 and §2.3, continually bootstrapping the encoder performance.

We create the self-labelled sentence-scoring dataset in the same way as §2.2 except that the cross-encoder is used for producing the relevance score. The bi-encoder is initialised with the weights

<sup>3</sup>E.g., using random strings instead of real text data to train the model still get significant improvement.

<sup>4</sup>We have a design choice to make here, we could either (1) directly use the weights of the bi-encoder or (2) use the weights of the original PLM. As shown in experiments, (2) is slightly better than (1).

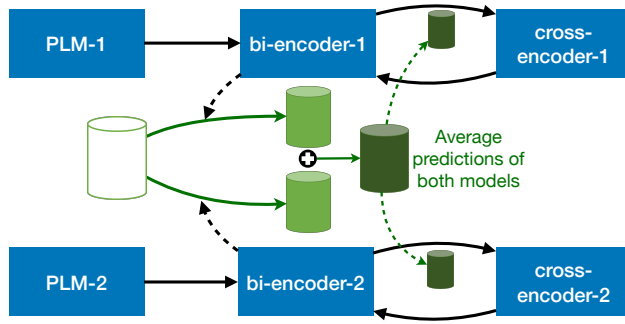


Figure 2: A graphical illustration of the mutual-distillation learning scheme in TRANS-ENCODER. Note that, for simplicity, only the bi- to cross-encoder mutual-distillation is shown. We also conduct cross- to bi-encoder mutual-distillation in the same manner.

after SimCSE training from §2.1.<sup>5</sup> For every sentence pair, two sentence embeddings are produced separately by the bi-encoder. The cosine similarity between the two embeddings are regarded as their predictions of the relevance score. The aim is to regress the predictions to the self-labelled scores by the cross-encoder. We use a mean square error (MSE) loss:

$$\mathcal{L}_{\text{MSE}} = -\frac{1}{N} \sum_{n=1}^N (x_n - y_n)^2 \quad (3)$$

where  $N$  is the batch size;  $x_n$  is the cosine similarity between a sentence pair;  $y_n$  is the self-labelled ground-truth.<sup>6</sup>

In experiments, we will show that this resulting bi-encoder is more powerful than the initial bi-encoder. Sometimes, the bi-encoder will even outperform its teacher (i.e. the cross-encoder).

## 2.4 MUTUAL-DISTILLATION

The aforementioned self-learning approach has a drawback: since the model regresses to its previous predictions, it tends to reinforce its errors. To mitigate this problem, we design a simple mutual-distillation approach to smooth out the errors/biases originated from PLMs. Specifically, we conduct self-distillation on multiple PLMs in parallel (for brevity, we use two in this paper: BERT and RoBERTa, however the framework itself is compatible with any number of PLMs). Each PLM does not communicate/synchronise with each other except when producing the self-labelled scores. In mutual-distillation, we use the average predictions of all models as the ground-truth for the next round of learning. A graphical illustration is shown in Fig. 2.<sup>7</sup>

In the following, we call all self-distillation models TRANS-ENCODER (or TENC for short); all mutual-distillation models TRANS-ENCODER-mutual (or TENC-mutual for short).

## 3 EVALUATION TASKS

**Evaluation tasks: sentence textual similarity (STS).** Following prior works (Reimers & Gurevych; Liu et al.; Gao et al.), we consider seven STS datasets: SemEval STS 2012-2016 (STS12-16, Agirre et al. d;e;b;a;c), STS Benchmark (STS-B, Cer et al.) and SICK-Relatedness (SICK-R, Marelli et al.). In all these datasets, sentence pairs are given a human-judged relevance score from 1 to 5. We normalise them to 0 and 1 and models are asked to predict the scores. We report Spearman’s  $\rho$  rank correlation between the two.

<sup>5</sup>Again, we have the choice of using the cross-encoder weights from §2.2 (the extra linear layer is disregarded). We will discuss more in experiments.

<sup>6</sup>We also experimented with other regression loss functions such as Log-Cosh but found no improvement.

<sup>7</sup>We also experimented with a sequential ensemble strategy: initiating the cross- and bi-encoder with BERT/RoBERTa alternatively (1 cycle of BERT then 1 cycle of RoBERTa) but found the performance worse than mutual-distillation.

**Evaluation tasks: binary classification.** We also test TRANS-ENCODER on sentence-pair binary classification tasks where the model has to decide if a sentence-pair has certain relations. We choose (1) the Quora Question Pair (QQP) dataset, requiring a model to judge whether two questions are duplicated; (2) a question-answering entailment dataset QNLI (Rajpurkar et al.; Wang et al.) in which given a question and a sentence the model needs to judge if the sentence answers the question; (3) the Microsoft Research Paraphrase Corpus (MRPC) which asks a model to decide if two sentences are paraphrases of each other. The ground truth labels of all datasets are either 0 or 1. Following (Li et al.; Liu et al.), we compute Area Under Curve (AUC) scores using the binary labels and the cosine similarity scores of sentence-pair embeddings.

## 4 EXPERIMENTAL SETUP

**Training and evaluation details.** For each task, we use all available sentence pairs (from train, development and test sets of all datasets combined) without their labels as training data. The original QQP and QNLI datasets are extremely large. We thus downsample QQP to have 10k, 1k and 10k pairs for train, dev and test; QNLI to have 10k train set. QNLI does not have public ground truth labels for testing. So, we use its first 1k examples in the official dev set as our dev data and the rest in the official dev set as test data. The dev set for MRPC is its official dev sets. The dev set for STS12-16, STS-B and SICK-R is the dev set of STS-B. We save one checkpoint for every 200 training steps and at the end of each epoch. We use the dev sets to select the best model for testing. Dev sets are also used to tune the hyperparameters in each task.

For clear comparison with SimCSE and Mirror-BERT, we use their released checkpoints as initialisation points (i.e., we do not train models in §2.1 ourselves). We consider four SimCSE variants. Two base variants: SimCSE-BERT-base, SimCSE-RoBERTa-base; and two large variants: SimCSE-BERT-large, SimCSE-RoBERTa-large. We consider two Mirror-BERT variants: Mirror-RoBERTa-base and Mirror-RoBERTa-base-drophead.<sup>8</sup> For brevity, our analysis in the main text focuses on SimCSE models. We list Mirror-BERT results in Appendix. We train TRANS-ENCODER models for 3 cycles on the STS task and 5 cycles on the binary classification tasks. Within each cycle, all bi- and cross-encoders are trained for 10 and 1 epochs respectively for the STS task; 15 and 3 epochs for binary classification.<sup>9</sup> All models use AdamW (Loshchilov & Hutter) as the optimiser. In all tasks, unless noted otherwise, we create final representations using `[CLS]`. We train our base models on a server with 4 \* V100 (16GB) GPUs and large models on a server with A100 (40GB) GPUs. All main experiments have the same fixed random seed (2021).<sup>10</sup>

**Mutual-distillation setup.** For the two models used for mutual-distillation, they are either (1) the base variant of SimCSE-BERT and SimCSE-RoBERTa or (2) the large variant of the two. Theoretically, we could mutually distil even more models but we keep the setup simple for fast and clear comparison. Also, since mutual-distillation models use information from both PLMs, we also list *ensemble results* that use the average of the predictions from two TRANS-ENCODERS.

## 5 RESULTS AND DISCUSSION

### 5.1 MAIN RESULTS

**STS results (Tab. 1).** The main results for STS are listed in Tab. 1. Compared with the baseline SimCSE, TRANS-ENCODER has brought significant improvements across the board. With various variants of the SimCSE as the base model, TRANS-ENCODER consistently enhances the average score by approximately 4-5%.<sup>11</sup> Self-distillation usually brings an improvement of 2-3% (e.g., compare line 1.1, 1.2 with 1 in Tab. 1). Further, mutual-distillation brings another boost of 1-3% (e.g., compare line 3.3, 3.4 with 3.1, 3.2 in Tab. 1). Besides single-model results, the ensemble of mutual-distilled models are clearly better than the ensemble models of either (1) naively averaging the two initial

<sup>8</sup>We do not consider BERT-based checkpoints by Liu et al. since they adopt mean pooling over all tokens. For brevity, we only experiment with encoders trained with `[CLS]`.

<sup>9</sup>We use fewer epochs for cross-encoders since they usually converge much faster than bi-encoders.

<sup>10</sup>All other hparams listed in Appendix.

<sup>11</sup>Similar trends observed on Mirror-BERT, see Appendix (App. §A.1).

#	dataset→	STS12	STS13	STS14	STS15	STS16	STS-B	SICK-R	avg.
<i>single-model results</i>									
1	SimCSE-BERT-base*	68.64	82.39	74.30	80.69	78.71	76.54	72.22	76.21
1.1	+ TENC (bi)	72.17	84.40	76.69	83.28	80.91	81.26	71.84	78.65
1.2	+ TENC (cross)	71.94	84.14	76.39	82.87	80.65	81.06	71.16	78.32
1.3	+ TENC-mutual (bi)	75.09	85.10	77.90	<b>85.08</b>	<b>83.05</b>	<b>83.90</b>	<b>72.76</b>	<b>80.41</b>
1.4	+ TENC-mutual (cross)	<b>75.44</b>	<b>85.59</b>	<b>78.03</b>	84.44	82.65	83.61	69.52	79.90
2	SimCSE-RoBERTa-base	68.34	80.96	73.13	80.86	80.61	80.20	68.62	76.10
2.1	+ TENC (bi)	73.36	82.47	76.39	83.96	82.67	82.05	67.63	78.36
2.2	+ TENC (cross)	72.59	83.24	76.83	84.20	82.82	82.85	69.51	78.86
2.3	+ TENC-mutual (bi)	75.01	85.22	78.26	85.16	83.22	83.88	<b>72.56</b>	80.47
2.4	+ TENC-mutual (cross)	<b>76.37</b>	<b>85.87</b>	<b>79.03</b>	<b>85.77</b>	<b>83.77</b>	<b>84.65</b>	72.62	<b>81.15</b>
3	SimCSE-BERT-large	71.30	84.32	76.32	84.28	79.78	79.04	<b>73.88</b>	78.42
3.1	+ TENC (bi)	75.55	84.08	77.01	85.43	81.37	82.88	71.46	79.68
3.2	+ TENC (cross)	75.81	84.51	76.50	85.65	82.14	83.47	70.90	79.85
3.3	+ TENC-mutual (bi)	<b>78.19</b>	<b>88.51</b>	<b>81.37</b>	<b>88.16</b>	<b>84.81</b>	<b>86.16</b>	71.33	<b>82.65</b>
3.4	+ TENC-mutual (cross)	77.97	88.31	81.02	88.11	84.40	85.95	71.92	82.52
4	SimCSE-RoBERTa-large	71.40	84.60	75.94	84.36	82.22	82.67	71.23	78.92
4.1	+ TENC (bi)	77.92	86.69	79.29	87.23	84.22	86.10	68.36	81.40
4.2	+ TENC (cross)	<b>78.32</b>	86.20	79.61	86.88	82.93	84.48	67.90	80.90
4.3	+ TENC-mutual (bi)	78.15	<b>88.39</b>	81.76	88.38	84.95	86.55	<b>72.31</b>	<b>82.93</b>
4.4	+ TENC-mutual (cross)	78.28	88.31	<b>81.94</b>	<b>88.63</b>	<b>85.03</b>	<b>86.70</b>	71.63	<b>82.93</b>
<i>ensemble results (average predictions of two models)</i>									
1+2	SimCSE-base ensemble	70.71	83.49	76.45	83.13	81.79	81.51	71.94	78.43
1.1+2.1	TENC-base (bi) ensemble	73.58	85.01	78.35	85.02	83.21	84.07	70.93	80.03
1.2+2.2	TENC-base (cross) ensemble	74.25	84.92	78.57	85.16	83.25	83.52	70.73	80.06
1.3+2.3	TENC-mutual-base (bi) ensemble	75.29	85.34	78.49	85.28	83.43	84.09	<b>72.75</b>	80.67
1.4+2.4	TENC-mutual-base (cross) ensemble	<b>76.60</b>	<b>86.18</b>	<b>79.09</b>	<b>85.49</b>	<b>83.64</b>	<b>84.67</b>	71.96	<b>81.09</b>
3+4	SimCSE-large ensemble	73.22	86.03	78.15	85.95	82.83	83.05	<b>73.86</b>	80.66
3.1+4.1	TENC-large (bi) ensemble	78.49	87.02	80.31	87.85	84.31	<b>86.54</b>	72.39	82.41
3.2+4.2	TENC-large (cross) ensemble	77.93	86.91	79.83	87.82	83.74	85.58	72.02	81.98
3.3+4.3	TENC-mutual-large (bi) ensemble	78.42	88.60	<b>81.91</b>	88.38	<b>85.01</b>	86.52	72.23	83.01
3.4+4.4	TENC-mutual-large (cross) ensemble	<b>78.52</b>	<b>88.70</b>	81.90	<b>88.67</b>	84.96	86.70	72.03	<b>83.07</b>

Table 1: English STS. Spearman’s  $\rho$  rank correlations are reported. TENC models use only self-distillation while TENC-mutual models use mutual-distillation as well. Blue and red denotes mutual-distillation models that are trained in the base and large group respectively. Models without colour are not co-trained with any other models. \*Note that for base encoders, our results can slightly differ from numbers reported in (Gao et al.) since different evaluation packages are used.

SimCSE models’ scores or (2) averaging predictions of two self-distilled models in a *post hoc* manner. This demonstrates the benefit of allowing models to communicate/synchronise with each other in all stages of the self-distillation training.

**Binary classification results (Tab. 2).** On QQP, QNLI, and MRPC, we observe similar trends as the STS tasks, and the improvement is sometimes even more significant. We conjecture it is due to the fact that TRANS-ENCODER training also adapts models to the task domain (since tasks like QQP and QNLI are very different from Wikipedia data, which is where SimCSE models are trained on). We will discuss the domain adaptation effect in more details in analysis. Another point worth discussing is the benefit of mutual-distillation is more inconsistent on binary classification tasks, compared with STS tasks (see full table Tab. 8 in Appendix). We suspect it is due to the performance imbalance between the BERT and RoBERTa variants on these tasks (a significant performance gap exists in the first place).

**Domain transfer setup (Tab. 3).** One of the key questions we are keen to find out is how much of TRANS-ENCODER’s success on in-domain tasks generalises/transfers to other tasks/domains.

dataset→	QQP	QNLI	MRPC	avg.
SimCSE-BERT-base	80.38	71.38	75.02	75.59
+ TENC (bi)	82.10	75.30	75.71	77.70
+ TENC (cross)	82.10	75.61	76.21	77.97
+ TENC-mutual (bi)	84.00	76.93	76.62	79.18
+ TENC-mutual (cross)	<b>84.29</b>	<b>77.11</b>	<b>77.77</b>	<b>79.72</b>

Table 2: Binary classification task results. AUC scores are reported. We only demonstrate results for one model for brevity. Full table can be found in Appendix (Tab. 8).

dataset→	QQP	QNLI	MRPC	avg.
SimCSE-RoBERTa-base	81.82	73.54	75.06	76.81
+ TENC (bi)	82.56	71.67	74.24	76.16
+ TENC (cross)	83.66	79.38	79.53	80.86
+ TENC-mutual (bi)	81.71	72.78	75.51	76.67
+ TENC-mutual (cross)	<b>83.92</b>	<b>79.79</b>	<b>79.96</b>	<b>81.22</b>

Table 3: A domain transfer setup: testing TRANS-ENCODER models trained with STS data directly on binary classification tasks. We only demonstrate results for one model for brevity. Full table can be found in Appendix (Tab. 9).

Specifically, does TRANS-ENCODER create universally better bi- and cross-encoders, or is it only task/domain-specific? To answer the question, we directly test models trained with the STS task data on binary classification tasks. For bi-encoders, i.e. TENC (bi), the results are inconsistent across setups. These results hint that training on in-domain data is important for optimal performance gains for unsupervised bi-encoders. This is in line with the finding of (Liu et al.). However, for cross-encoders, surprisingly, we see extremely good transfer performance. W/ or w/o mutual-distillation, TENC (cross) models outperform the SimCSE baselines by large margins, despite the fact that tasks like QQP and QNLI are of a very different domain compared with STS. In fact, they are sometimes even better than models tuned on the in-domain task data (c.f. Tab. 8). This finding has deep implications. It hints that the cross-encoder architecture (cross-attention) is by design very suitable for sentence-pair modelling (i.e. strong inductive bias is already in the architecture design), and once its sentence-pair modelling capability is ‘activated’, it is an extremely powerful universal representation that can be transferred to other tasks. The reason that STS models outperform in-domain models in some tasks hint that more sentence-pairs as raw training data is welcome (since the STS train set is larger than the binary classification ones). As future work, we plan to explore mining sentence pairs for TRANS-ENCODER learning from a general corpus (such as Wikipedia). Both lexical- (such as BM25) and semantic-level (neural models such as bi-encoders) IR systems could be leveraged here.

## 5.2 DISCUSSIONS AND ANALYSIS

In this section we discuss some interesting phenomena we observed, justify design choices we made in an empirical way, and also show a more fine-grained understanding of what exactly happens when using TRANS-ENCODER.

**Initiate with the original weights or train sequentially? (Fig. 3a)** As mentioned in §2.2 and §2.3, we initiate bi-encoders with SimCSE/Mirror-BERT weights and cross-encoders with PLMs’ weights (we call this strategy *refreshing*). We have also tried maintaining the weights of bi- and cross-encoders sequentially. I.e., we initiate the cross-encoder’s weights with the bi-encoder which just created the pseudo labels and vice versa (we call this strategy *sequential*). The benefit of doing so is keeping all the legacy knowledge learned in the process of self-distillation in the weights. As suggested in Fig. 3a (also in Appendix Tab. 10), *refreshing* is slightly better than *sequential*. We suspect it is because initiating with original weights alleviate catastrophic forgetting problem in

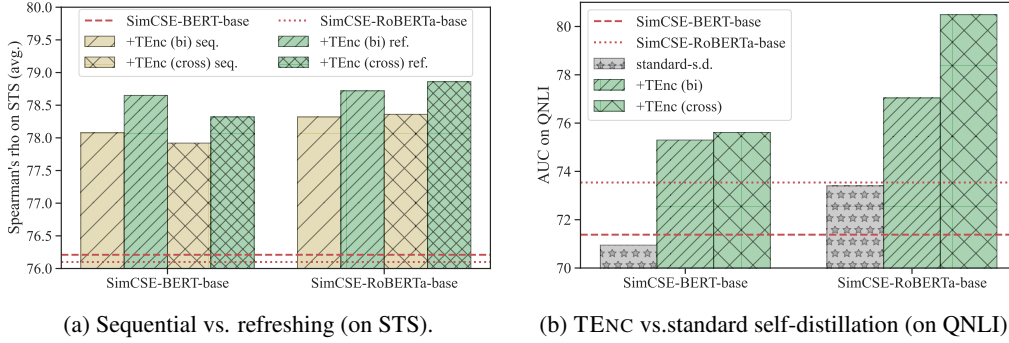


Figure 3: Ablation studies of TRANS-ENCODER regarding two design choices.

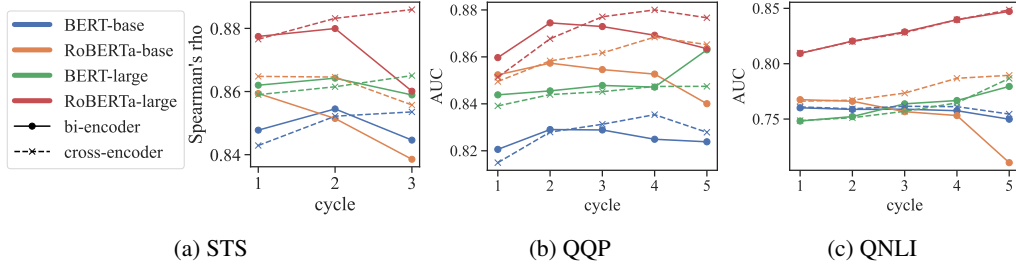


Figure 4: Plots of TRANS-ENCODER's performance against distillation cycles under different base models and tasks.

self-supervised learning, similar to the moving average and stop-gradient strategy used in contrastive SSL methods such as MoCo (He et al.).

**Self-distillation without alternating between different task formulations? (Fig. 3b)** If we disregard the bi- and cross-encoder alternating training paradigm but using the same bi-encoder architecture all along, the model is then similar to the standard self-distillation model (c.f. Figure 1 by Mobahi et al. (2020)). Theoretically, standard self-distillation could also have helped, especially considering that it adapts the model to in-domain data. However, as seen in Fig. 3b (and also Appendix Tab. 11), standard self-distillation lags behind TRANS-ENCODER by a significant amount, and sometimes underperforms the base model. Standard self-distillation essentially ensembles different checkpoints (i.e., the same model at different training phase provides different views of the data). TRANS-ENCODER can be seen as a type of self-distillation model, but instead of using previous models to provide 'views' of data, we use different task formulations (i.e. bi- and cross-encoder) to provide different views of the data. The fact that standard self-distillation underperforms TRANS-ENCODER by large margins suggest the effectiveness of our proposed bi- and cross-encoder training scheme.

**How many cycles is optimal? (Fig. 4)** Our approach iteratively bootstrap the performance of both bi- and cross-encoders. But how many iterations (cycles) are enough? We find that it heavily depends on the model and dataset, and could be unpredictable (since the 'optimality' depends on a relatively small dev set). In Fig. 4, we plot the TRANS-ENCODER models' performances on dev sets in three tasks: STS, QQP, and QNLI. In general, the patterns are different across datasets and models.

**Does more training data help? (Fig. 5)** We control the number of training samples drawn and test the TRANS-ENCODER model (using SimCSE-BERT-base) on STS test sets. The average performance on all STS tasks are reported in Fig. 5, with three runs of different random seeds. There are in total 37,081 data points on STS. We only draw from these in-domain data until there is none left. It can be seen that for in-domain training, more data points are usually always beneficial. Next, we test with more samples drawn from another task, SNLI (Bowman et al.), containing abundant sentence-pairs. The performance of the model further increases till 30k extra data points and starts to gradually decrease after that point. However, it is worth mentioning that there will be discrepancy of such



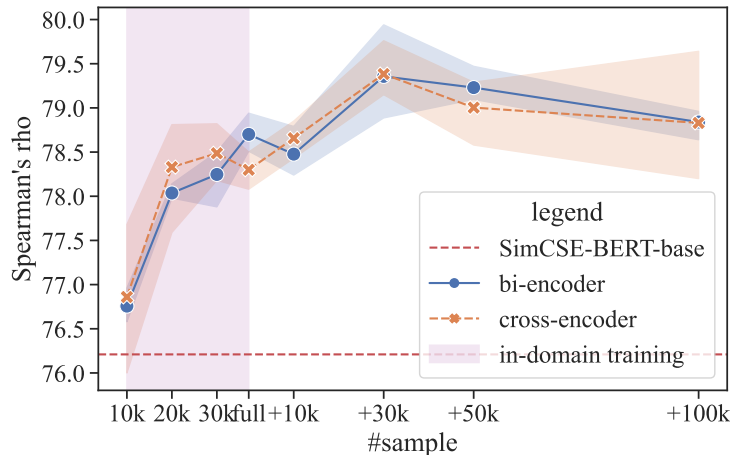


Figure 5: STS performance against number of training samples. ‘full’ means all STS in-domain data are used. After ‘full’, the samples are drawn from the SNLI dataset. Note that each point in the graph is an individual run.

trends across tasks and models. And when needed, one can mine as many sentence-pairs as desired from a general corpus (such as Wikipedia) for TRANS-ENCODER learning.

## 6 RELATED WORK

Our work is closely related to (1) unsupervised sentence representation learning; (2) sentence-pair tasks using bi- and cross-encoders; and (3) self-distillation. Each has a large body of work which we can only provide a highly selected summary below.

**Unsupervised sentence representations.** Prior to the emergence of large PLMs such as BERT, popular unsupervised sentence embedding methods included Skip-Thoughts (Kiros et al.), FastSent (Hill et al.), and Quick-Thoughts (Logeswaran & Lee). They all exploit the co-occurrence statistics of sentences in large corpora (i.e., sentences under similar contexts have similar meanings). A recent paper DeCLUTR (Giorgi et al.) follows such idea and formulate the training as a contrastive learning task. Very recently, there has been a growing interest in using individual raw sentences for self-supervised contrastive learning on top of PLMs. Contrastive Tension (Carlsson et al.), Mirror-BERT (Liu et al.), SimCSE (Gao et al.), Self-Guided (Kim et al.), CosSBERT (Yan et al.), BSL (Zhang et al.), *inter alia*, all follow such an idea. Specifically, data augmentations on either input or feature space are used to create two views of the same sentence for contrastive learning. In our experiments, we use such methods as an initial step for creating a reasonably strong bi-encoder.

**Cross- and bi-encoder for pairwise sentence tasks.** Sentence-BERT (Reimers & Gurevych) points out the speed advantage of bi-encoders and proposes to train BERT with a siamese architecture for sentence-pair tasks. Poly-encoder (Humeau et al.) proposes a hybrid architecture in which intermediate encodings are cached and a final layer of cross-attention is used to exploit inter-sentence interactions. Conceptually similar to our work, Di-pair (Chen et al.), augmented Sentence-BERT (Thakur et al.), RocketQA (Qu et al.), and DvBERT (Cheng) distil knowledge in supervised cross-encoders to bi-encoders. We show that it is also possible to distil knowledge from bi- to cross-encoders.

**Self-distillation.** In standard self-distillation, models of the same architecture train on predictions by previous checkpoint(s) with the same task formulation (Furlanello et al.; Mobahi et al., 2020). However, the standard approach does not alter the training paradigm (task formulation) as we do (bi- and cross-encoder training). In experiments, we have shown that alternating task formulation is the key to the success of our method.

---

## 7 CONCLUSION

We propose TRANS-ENCODER, an unsupervised approach of training bi- and cross-encoders for sentence-pair tasks. The core idea of TRANS-ENCODER is self-distillation in a smart way: alternatively training a bi-encoder and a cross-encoder (of the same architecture) with pseudo-labels created from the other. We also propose a mutual-distillation extension to mutually bootstrap two self-distillation models trained in parallel. On sentence-pair tasks including sentence similarity, question de-duplication, question-answering entailment, and paraphrase identification, we show strong empirical evidence verifying the effectiveness of TRANS-ENCODER. We also found the surprisingly strong generalisation capability of our trained cross-encoders across domains and tasks. Finally, we conduct thorough ablation studies and analysis to verify our design choices and shed insight on the model mechanism.

## 8 ACKNOWLEDGEMENTS

We thank Hanchen Wang, Giorgio Giannone, Arushi Goel for providing useful feedback during internal discussions.

## REFERENCES

- Eneko Agirre, Carmen Banea, Claire Cardie, Daniel Cer, Mona Diab, Aitor Gonzalez-Agirre, Weiwei Guo, Iñigo Lopez-Gazpio, Montse Maritxalar, Rada Mihalcea, German Rigau, Larraitz Uria, and Janyce Wiebe. SemEval-2015 task 2: Semantic textual similarity, English, Spanish and pilot on interpretability. In *SemEval 2015*, pp. 252–263, a.
- Eneko Agirre, Carmen Banea, Claire Cardie, Daniel Cer, Mona Diab, Aitor Gonzalez-Agirre, Weiwei Guo, Rada Mihalcea, German Rigau, and Janyce Wiebe. SemEval-2014 task 10: Multilingual semantic textual similarity. In *SemEval 2014*, pp. 81–91, b.
- Eneko Agirre, Carmen Banea, Daniel Cer, Mona Diab, Aitor Gonzalez-Agirre, Rada Mihalcea, German Rigau, and Janyce Wiebe. SemEval-2016 task 1: Semantic textual similarity, monolingual and cross-lingual evaluation. In *SemEval-2016*, pp. 497–511, c.
- Eneko Agirre, Daniel Cer, Mona Diab, and Aitor Gonzalez-Agirre. SemEval-2012 task 6: A pilot on semantic textual similarity. In *\*SEM 2012*, pp. 385–393, d.
- Eneko Agirre, Daniel Cer, Mona Diab, Aitor Gonzalez-Agirre, and Weiwei Guo. \*SEM 2013 shared task: Semantic textual similarity. In *\*SEM 2013*, pp. 32–43, e.
- Samuel R. Bowman, Gabor Angeli, Christopher Potts, and Christopher D. Manning. A large annotated corpus for learning natural language inference. In *EMNLP 2015*, pp. 632–642.
- Fredrik Carlsson, Amaru Cuba Gyllensten, Evangelia Gogoulou, Erik Ylipää Hellqvist, and Magnus Sahlgren. Semantic re-tuning with contrastive tension. In *ICLR 2021*.
- Daniel Cer, Mona Diab, Eneko Agirre, Iñigo Lopez-Gazpio, and Lucia Specia. SemEval-2017 task 1: Semantic textual similarity multilingual and crosslingual focused evaluation. In *SemEval-2017*, pp. 1–14.
- Jiecao Chen, Liu Yang, Karthik Raman, Michael Bendersky, Jung-Jung Yeh, Yun Zhou, Marc Najork, Danyang Cai, and Ehsan Emadzadeh. DiPair: Fast and accurate distillation for trillion-scale text matching and pair modeling. In *EMNLP-findings 2020*, pp. 2925–2937.
- Xingyi Cheng. Dual-view distilled bert for sentence embedding. In *SIGIR 2021*.
- Tommaso Furlanello, Zachary Lipton, Michael Tschannen, Laurent Itti, and Anima Anandkumar. Born again neural networks. In *ICLR 2018*, pp. 1607–1616.
- Tianyu Gao, Xingcheng Yao, and Danqi Chen. Simcse: Simple contrastive learning of sentence embeddings. In *EMNLP 2021*.

- 
- John Giorgi, Osvald Nitski, Bo Wang, and Gary Bader. DeCLUTR: Deep contrastive learning for unsupervised textual representations. In *ACL-IJCNLP 2021*, pp. 879–895.
- Kaiming He, Haoqi Fan, Yuxin Wu, Saining Xie, and Ross B. Girshick. Momentum contrast for unsupervised visual representation learning. In *CVPR 2020*, pp. 9726–9735.
- Felix Hill, Kyunghyun Cho, and Anna Korhonen. Learning distributed representations of sentences from unlabelled data. In *NAACL 2016*, pp. 1367–1377.
- Samuel Humeau, Kurt Shuster, Marie-Anne Lachaux, and Jason Weston. Poly-encoders: Architectures and pre-training strategies for fast and accurate multi-sentence scoring. In *ICLR 2020*.
- Taeuk Kim, Kang Min Yoo, and Sang-goo Lee. Self-guided contrastive learning for BERT sentence representations. In *ACL-IJCNLP 2021*, pp. 2528–2540.
- Ryan Kiros, Yukun Zhu, Russ R Salakhutdinov, Richard Zemel, Raquel Urtasun, Antonio Torralba, and Sanja Fidler. Skip-thought vectors. In *NeurIPS 2015*, pp. 3294–3302.
- Bohan Li, Hao Zhou, Junxian He, Mingxuan Wang, Yiming Yang, and Lei Li. On the sentence embeddings from pre-trained language models. In *EMNLP 2020*, pp. 9119–9130.
- Fangyu Liu, Ivan Vulić, Anna Korhonen, and Nigel Collier. Fast, effective, and self-supervised: Transforming masked language models into universal lexical and sentence encoders. In *EMNLP 2021*.
- Lajanugen Logeswaran and Honglak Lee. An efficient framework for learning sentence representations. In *ICLR 2018*.
- Ilya Loshchilov and Frank Hutter. Decoupled weight decay regularization. In *ICLR 2019*.
- Marco Marelli, Stefano Menini, Marco Baroni, Luisa Bentivogli, Raffaella Bernardi, and Roberto Zamparelli. A SICK cure for the evaluation of compositional distributional semantic models. In *LREC 2014*, pp. 216–223.
- Hossein Mobahi, Mehrdad Farajtabar, and Peter L Bartlett. Self-distillation amplifies regularization in hilbert space. *arXiv preprint arXiv:2002.05715*, 2020.
- Aaron van den Oord, Yazhe Li, and Oriol Vinyals. Representation learning with contrastive predictive coding. *arXiv preprint arXiv:1807.03748*, 2018.
- Yingqi Qu, Yuchen Ding, Jing Liu, Kai Liu, Ruiyang Ren, Wayne Xin Zhao, Daxiang Dong, Hua Wu, and Haifeng Wang. Rocketqa: An optimized training approach to dense passage retrieval for open-domain question answering. In *NAACL 2021*, pp. 5835–5847.
- Pranav Rajpurkar, Jian Zhang, Konstantin Lopyrev, and Percy Liang. SQuAD: 100,000+ questions for machine comprehension of text. In *EMNLP 2016*, pp. 2383–2392, Austin, Texas.
- Nils Reimers and Iryna Gurevych. Sentence-BERT: Sentence embeddings using Siamese BERT-networks. In *EMNLP-IJCNLP 2019*, pp. 3982–3992.
- Nandan Thakur, Nils Reimers, Johannes Daxenberger, and Iryna Gurevych. Augmented SBERT: Data augmentation method for improving bi-encoders for pairwise sentence scoring tasks. In *NAACL 2021*, pp. 296–310.
- Alex Wang, Amanpreet Singh, Julian Michael, Felix Hill, Omer Levy, and Samuel R. Bowman. GLUE: A multi-task benchmark and analysis platform for natural language understanding. In *ICLR 2019*.
- Yuanmeng Yan, Rumei Li, Sirui Wang, Fuzheng Zhang, Wei Wu, and Weiran Xu. ConSERT: A contrastive framework for self-supervised sentence representation transfer. In *ACL-IJCNLP 2021*, pp. 5065–5075.
- Yan Zhang, Ruidan He, Zuozhu Liu, Lidong Bing, and Haizhou Li. Bootstrapped unsupervised sentence representation learning. In *ACL-IJCNLP 2021*, pp. 5168–5180.
- Wangchunshu Zhou, Tao Ge, Furu Wei, Ming Zhou, and Ke Xu. Scheduled DropHead: A regularization method for transformer models. In *EMNLP-findings 2020*, pp. 1971–1980.

dataset→	STS12	STS13	STS14	STS15	STS16	STS-B	SICK-R	avg.
Mirror-RoBERTa-base	64.67	81.53	73.05	79.78	78.16	78.36	<b>70.03</b>	75.08
+ TENC (bi)	71.99	81.85	75.73	83.32	<b>79.97</b>	81.19	69.47	77.64
+ TENC (cross)	<b>73.10</b>	<b>82.31</b>	<b>76.49</b>	<b>83.71</b>	79.64	<b>81.70</b>	69.70	<b>78.09</b>
Mirror-RoBERTa-base-drophead	68.15	82.55	73.47	82.26	79.44	79.63	71.58	76.72
+ TENC (bi)	74.95	83.86	77.50	85.80	83.22	83.94	72.56	80.26
+ TENC (cross)	<b>75.70</b>	<b>84.58</b>	<b>78.35</b>	<b>86.49</b>	<b>83.96</b>	<b>84.26</b>	<b>72.76</b>	<b>80.87</b>

Table 4: English STS (Mirror-BERT models). Spearman’s  $\rho$  scores are reported.

dataset→	QQP	QNLI	MRPC	avg.
Mirror-RoBERTa-base	78.89	73.73	75.44	76.02
+ TENC (bi)	<b>82.34</b>	79.57	77.08	79.66
+ TENC (cross)	82.00	<b>79.87</b>	<b>78.40</b>	<b>80.09</b>
Mirror-RoBERTa-base-drophead	78.36	75.56	77.18	77.03
+ TENC (bi)	82.04	82.12	79.63	81.26
+ TENC (cross)	<b>82.90</b>	<b>82.52</b>	81.38	<b>82.27</b>

Table 5: Binary classification (Mirror-BERT models). AUC scores are reported.

dataset→	mean	S.D.
SimCSE-BERT-base		
+ TENC (bi)	78.72	0.16
+ TENC (cross)	78.21	0.26
SimCSE-RoBERTa-base		
+ TENC (bi)	78.38	0.26
+ TENC (cross)	78.90	0.34

Table 6: Mean and standard deviation (S.D.) of five runs on STS.

## A APPENDIX

### A.1 MIRROR-BERT RESULTS

As seen in Tab. 4 and Tab. 5, TRANS-ENCODER brings significant improvement to the base Mirror-BERT models, similar to what we have observed on SimCSE models. After TRANS-ENCODER training, the Mirror-BERT-based models perform even slightly better than SimCSE-based models, on both the STS and binary classification tasks. We suspect it is due to that SimCSE checkpoints are trained for more iterations (with the contrastive learning objective) and thus are more prone to overfit the training corpus.

### A.2 MORE DISCUSSIONS AND ANALYSIS

**How robust is TRANS-ENCODER? (Tab. 6)** As mentioned, our experiments used one fixed random seed. Due to the scale of the experiments, performing multiple runs with different random seeds for all setups is overly expensive. We pick STS and the base variants of BERT and RoBERTa as two examples for showing results of five runs (shown in Tab. 6).

**STS and SICK-R as different tasks (Tab. 7, Fig. 6).** It is worth noting that in the STS main results table (Tab. 1), SICK-R is the only dataset where TRANS-ENCODER models lead to performance worse than the baselines in some settings (e.g., on SimCSE-BERT-large). We believe it is due to that SICK-R is essentially a different task from STS2012-2016 and STS-B since SICK-R is labelled

Data→		STS		SICK-R	
model→	off-the-shelf	+TENC (bi)	+TENC (cross)	+TENC (bi)	+TENC (cross)
SimCSE-BERT-base	72.22	71.84	71.16	74.13	74.43
SimCSE-RoBERTa-base	68.62	67.63	69.51	68.39	70.38
SimCSE-BERT-large	73.88	71.46	70.90	74.92	74.98
SimCSE-RoBERTa-large	71.23	68.36	67.90	72.63	73.13

Table 7: Compare TRANS-ENCODER models trained with all STS data (using STS-B’s dev set) and SICK-R data only (using SICK-R’s dev set). Large performance gains can be obtained when treating SICK-R as a standalone task.

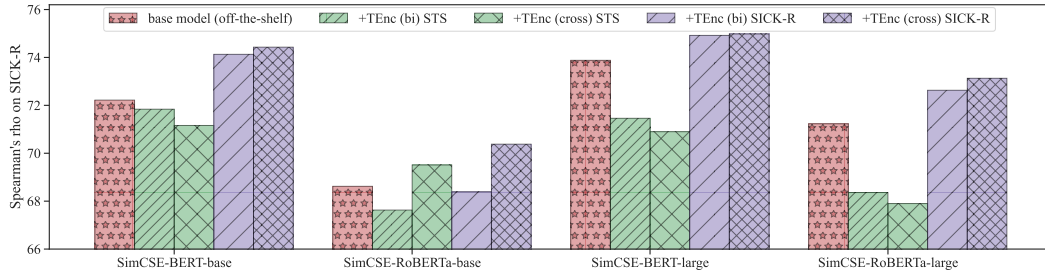


Figure 6: Graphical presentation of Tab. 7.

with a different aim in mind. It focuses specifically on compositional distributional semantics.<sup>12</sup> To verify our claim, we train SICK-R as a standalone task using its official dev set instead of STS-B. All sentence pairs from SICK-R are used as raw training data. The results are shown in Tab. 7 and Fig. 6. As shown, around 3-4% gain can be obtained by switching to training on SICK-R only, confirming the different nature of the two tasks. This suggests that generalisation is also dependent on the standard of how relevance is defined between sequences in the target dataset, and training with an in-domain dev set maybe crucial when the domain shift between training and testing data is significant.

### A.3 FULL TABLES

Here, we list the full tables of SimCSE binary classification results (Tab. 8); SimCSE domain transfer results (Tab. 9); and full tables for ablation studies (Tab. 10, Tab. 11), which are presented as figures in the main texts in Fig. 3.

### A.4 DATA STATISTICS

A complete listing of train/dev/test stats of all used datasets can be found in Tab. 12. Note that for STS 2012-2016, we dropped all sentence-pairs without a valid score. And the train sets include all sentence pairs (w/o labels) regardless of split in each task.

### A.5 HYPERPARAMETERS

The full listing of hyperparameters is shown in Tab. 13. Since performing a grid-search for all these hparams is ultra-expensive, we mainly used the default hparams from the sentence-BERT library.<sup>13</sup> The hparams for TENC and TENC-mutual are the same.

<sup>12</sup>SICK-R “includes a large number of sentence pairs that are rich in the lexical, syntactic and semantic phenomena that Compositional Distributional Semantic Models (CDSMs) are expected to account for (e.g., contextual synonymy and other lexical variation phenomena, active/passive and other syntactic alternations, impact of negation, determiners and other grammatical elements), but do not require dealing with other aspects of existing sentential data sets (e.g., STS, RTE) that are not within the scope of compositional distributional semantics.” (see <http://marcobaroni.org/composes/sick.html>).

<sup>13</sup>[www.sbert.net](http://www.sbert.net)

# dataset→	QQP	QNLI	MRPC	avg.
<i>single-model results</i>				
SimCSE-BERT-base	80.38	71.38	75.02	75.59
+ TENC (bi)	82.10	75.30	75.71	77.70
+ TENC (cross)	82.10	75.61	76.21	77.97
+ TENC-mutual (bi)	84.00	76.93	76.62	79.18
+ TENC-mutual (cross)	<b>84.29</b>	<b>77.11</b>	<b>77.77</b>	<b>79.72</b>
SimCSE-RoBERTa-base	81.82	73.54	75.06	76.81
+ TENC (bi)	84.13	77.08	75.29	78.83
+ TENC (cross)	<b>85.16</b>	<b>80.49</b>	76.09	<b>80.58</b>
+ TENC-mutual (bi)	84.36	77.29	76.90	79.52
+ TENC-mutual (cross)	84.73	77.32	<b>78.47</b>	80.17
SimCSE-BERT-large	82.42	72.46	75.93	76.94
+ TENC (bi)	84.53	78.22	78.42	80.39
+ TENC (cross)	84.18	79.71	79.43	81.11
+ TENC-mutual (bi)	85.72	<b>81.61</b>	79.59	82.31
+ TENC-mutual (cross)	<b>86.55</b>	81.55	<b>79.69</b>	<b>82.60</b>
SimCSE-RoBERTa-large	82.99	75.76	77.24	78.66
+ TENC (bi)	85.65	84.49	79.34	83.16
+ TENC (cross)	86.16	<b>84.69</b>	81.00	<b>83.95</b>
+ TENC-mutual (bi)	85.65	81.87	79.53	82.35
+ TENC-mutual (cross)	<b>86.38</b>	83.14	<b>81.77</b>	83.76
<i>ensemble results (average predictions of two models)</i>				
SimCSE-base ensemble	81.10	72.46	75.04	76.20
TENC-base (bi) ensemble	83.11	76.19	75.45	78.25
TENC-base (cross) ensemble	84.15	<b>78.55</b>	<b>78.90</b>	<b>80.53</b>
TENC-mutual-base (bi) ensemble	84.18	77.11	76.76	79.35
TENC-mutual-base (cross) ensemble	<b>84.68</b>	77.92	78.22	80.27
SimCSE-large ensemble	82.47	74.09	76.55	77.70
TENC-large (bi) ensemble	85.09	81.35	78.88	81.77
TENC-large (cross) ensemble	86.22	<b>83.78</b>	81.06	<b>83.69</b>
TENC-mutual-large (bi) ensemble	86.10	81.74	79.56	82.47
TENC-mutual-large (cross) ensemble	<b>86.26</b>	82.86	<b>81.41</b>	83.51

Table 8: Binary classification task results (SimCSE models; full table). AUC scores are reported.

#### A.6 PRE-TRAINED ENCODERS

A complete listing of URLs for all used PLMs is provided in Tab. 14.

dataset→	QQP	QNLI	MRPC	avg.
SimCSE-BERT-base	80.38	71.38	75.02	75.59
+ TENC (bi)	80.80	72.35	74.53	75.89
+ TENC (cross)	80.84	<b>78.81</b>	<b>79.42</b>	79.69
+ TENC-mutual (bi)	<b>83.24</b>	72.88	75.86	77.33
+ TENC-mutual (cross)	82.40	78.30	78.72	<b>79.81</b>
SimCSE-RoBERTa-base	81.82	73.54	75.06	76.81
+ TENC (bi)	82.56	71.67	74.24	76.16
+ TENC (cross)	83.66	79.38	79.53	80.86
+ TENC-mutual (bi)	81.71	72.78	75.51	76.67
+ TENC-mutual (cross)	<b>83.92</b>	<b>79.79</b>	<b>79.96</b>	<b>81.22</b>
SimCSE-BERT-large	82.42	72.46	75.93	76.94
+ TENC (bi)	81.86	71.99	74.99	76.28
+ TENC (cross)	<b>83.31</b>	<b>79.62</b>	79.93	80.95
+ TENC-mutual (bi)	82.30	72.47	76.74	77.17
+ TENC-mutual (cross)	83.04	79.58	<b>81.18</b>	<b>81.27</b>
SimCSE-RoBERTa-large	82.99	75.76	77.24	78.66
+ TENC (bi)	82.34	70.88	76.05	76.42
+ TENC (cross)	85.98	80.07	81.20	82.42
+ TENC-mutual (bi)	85.28	71.56	76.81	77.88
+ TENC-mutual (cross)	<b>86.31</b>	<b>81.77</b>	<b>81.86</b>	<b>83.31</b>

Table 9: Full table for domain transfer setup: testing TRANS-ENCODER (SimCSE models) trained with STS data directly on binary classification tasks.

dataset→	STS (avg.)
SimCSE-BERT-base	76.21
+ TENC (bi) sequential	78.08
+ TENC (cross) sequential	77.92
+ TENC (bi) refreshing	<b>78.65</b>
+ TENC (cross) refreshing	78.32
SimCSE-RoBERTa-base	76.10
+ TENC (bi) sequential	78.32
+ TENC (cross) sequential	78.72
+ TENC (bi) refreshing	78.36
+ TENC (cross) refreshing	<b>78.86</b>

Table 10: Ablation: sequential training with the same set of weights vs. refreshing weights for all models.

dataset→	STS (avg.)	QNLI
SimCSE-BERT-base	76.21	71.38
+ standard-self-distillation	77.16	70.95
+ TENC (bi)	78.65	75.30
+ TENC (cross)	78.32	75.61
SimCSE-RoBERTa-base	76.10	73.54
+ standard-self-distillation	76.25	73.40
+ TENC (bi)	78.36	77.04
+ TENC (cross)	78.86	80.49

Table 11: Ablation: compare TRANS-ENCODER with standard self-distillation.

Dataset	Train	Dev	Test
STS 2012	-	-	3,108
STS 2013	-	-	1,500
STS 2014	-	-	3,750
STS 2015	-	-	3,000
STS 2016	-	-	1,186
STS-B	-	1,500	1,379
SICK-R	-	495	4,906
STS train (full)*	37,081	-	-
QQP	21,000	1,000	10,000
QNLI	15,463	1,000	4,463
MRPC	5,801	408	1,725

Table 12: A listing of train/dev/test stats of all used datasets. \*: a collection of all individual sentence-pairs from all STS tasks.

task	direction	learning rate	batch size	epoch	max token length
<i>base models</i>					
STS	bi → cross	2e-5	32	1	64
STS	cross → bi	5e-5	128	10	32
binary	bi → cross	2e-5	32	3	64
binary	cross → bi	5e-5	128	15	32
<i>large models</i>					
STS	bi → cross	2e-5	32	1	64
STS	cross → bi	5e-5	64	10	32
binary	bi → cross	2e-5	32	3	64
binary	cross → bi	5e-5	64	15	32

Table 13: A listing of hyperparameters used for all TRANS-ENCODER models.

model	URL
BERT	<a href="https://huggingface.co/bert-base-uncased">https://huggingface.co/bert-base-uncased</a>
RoBERTa	<a href="https://huggingface.co/roberta-base">https://huggingface.co/roberta-base</a>
SimCSE-BERT-base	<a href="https://huggingface.co/princeton-nlp/unsup-simcse-bert-base-uncased">https://huggingface.co/princeton-nlp/unsup-simcse-bert-base-uncased</a>
SimCSE-RoBERTa-base	<a href="https://huggingface.co/princeton-nlp/unsup-simcse-roberta-base">https://huggingface.co/princeton-nlp/unsup-simcse-roberta-base</a>
SimCSE-BERT-large	<a href="https://huggingface.co/princeton-nlp/unsup-simcse-bert-large-uncased">https://huggingface.co/princeton-nlp/unsup-simcse-bert-large-uncased</a>
SimCSE-RoBERTa-large	<a href="https://huggingface.co/princeton-nlp/unsup-simcse-roberta-large">https://huggingface.co/princeton-nlp/unsup-simcse-roberta-large</a>
Mirror-RoBERTa-base	<a href="https://huggingface.co/cambridgeltl/mirror-roberta-base-sentence">https://huggingface.co/cambridgeltl/mirror-roberta-base-sentence</a>
Mirror-RoBERTa-base-drophead	<a href="https://huggingface.co/cambridgeltl/mirror-roberta-base-sentence-drophead">https://huggingface.co/cambridgeltl/mirror-roberta-base-sentence-drophead</a>

Table 14: A listing of HuggingFace URLs of all PLMs used in this work.