

# Quantum Cherenkov transition of finite momentum Bose polarons

Kushal Seetharam,<sup>1,2</sup> Yulia Shchadilova,<sup>2</sup> Fabian Grusdt,<sup>3,4</sup> Mikhail Zvonarev,<sup>5,6,7</sup> and Eugene Demler<sup>2,8</sup>

<sup>1</sup>*Department of Electrical Engineering, Massachusetts Institute of Technology, Cambridge, Massachusetts 02139, USA*

<sup>2</sup>*Department of Physics, Harvard University, Cambridge, Massachusetts 02138, USA*

<sup>3</sup>*Department of Physics and Arnold Sommerfeld Center for Theoretical Physics (ASC), Ludwig-Maximilians-Universität München, Theresienstr. 37, München D-80333, Germany*

<sup>4</sup>*Munich Center for Quantum Science and Technology (MCQST), Schellingstr. 4, D-80799 München, Germany*

<sup>5</sup>*Université Paris-Saclay, CNRS, LPTMS, 91405, Orsay, France*

<sup>6</sup>*Russian Quantum Center, Skolkovo, Moscow 143025, Russia*

<sup>7</sup>*St. Petersburg Department of V.A. Steklov Mathematical Institute of Russian Academy of Sciences, Fontanka 27, St. Petersburg, 191023, Russia*

<sup>8</sup>*Institute for Theoretical Physics, ETH Zürich, 8093 Zürich, Switzerland*

(Dated: October 5, 2021)

We investigate the behavior of a finite-momentum impurity immersed in a weakly interacting three-dimensional Bose-Einstein condensate (BEC) of ultra-cold atoms, giving a detailed account of the dynamical quantum Cherenkov transition discussed in Ref. [1]. Using a time-dependent variational approach, we identify a transition in the far-from-equilibrium dynamics of the system after the attractive short-range impurity-boson interaction is quenched on. The transition occurs as the impurity’s velocity crosses an interaction-dependent critical value, and manifests in the long-time behavior of the Loschmidt echo and average impurity velocity. This behavior is also reflected in the finite momentum ground state of the system, where the group velocity of the interaction-dressed impurity loses its dependence on the total momentum of the system as the critical point is crossed. The transition we discuss should be experimentally observable via a variety of common protocols in ultracold atomic systems such as time-of-flight imaging, RF spectroscopy, Ramsey interferometry, and absorption imaging.

## I. INTRODUCTION

The non-equilibrium dynamics of quantum many-body systems is amongst the most actively researched areas of modern physics. One of the most prototypical problems that underlies the physics behind several such systems is that of the quantum impurity, where an impurity degree of freedom interacts with a surrounding many-body system. The equilibrium state of this setting is often well-described by the notion of a polaron quasiparticle, where the impurity is dressed by excitations of the surrounding bath which renormalize its mass, energy, and other properties [2–5]. As polarons are an archetypical quasiparticle, investigating the connection between their ground state properties and their far-from-equilibrium dynamics may help elucidate the non-equilibrium behavior of quasiparticles which characterize other quantum many-body systems [6].

In modern times, ultracold atomic gases have provided an experimental platform that allow a much more detailed probing of polaronic physics [7]. Control of host atom species allows specification of fermionic or bosonic statistics and effective spin degrees of freedom. Additionally, tunability of the interaction strength between the impurity and host atom through Feshbach resonances and powerful measurement techniques including radio frequency (RF) spectroscopy, Ramsey interferometry, absorption imaging, and time-of-flight imaging enable a detailed study of these systems.

Experiments studying polarons in ultracold gases have primarily examined their RF spectra [8–10], with recent

experiments starting to probe their non-equilibrium dynamics [6]. Theoretically, the equilibrium Bose polaron has been well-studied and there have recently been several works on dynamics as well. Variational methods have been used to predict RF spectra, average values of different observables, spatial density profiles, and even systems with multiple impurities [11–15]. T-matrix approximations have also been used to study the RF spectra while confirming the importance of beyond-Fröhlich terms in the Hamiltonian at strong interactions [16]. Renormalization group methods have been used to examine trajectories and the effect of quantum fluctuations on top of the mean-field solution [17–20]. Markovian master equations have been used to study thermalization dynamics and polaron formation [21, 22], while finite temperature effects have also been studied with diagrammatic techniques for strong coupling [23] and perturbation theory for weak coupling [24]. Non-perturbative methods have also been used to examine impurity dynamics in harmonically trapped 1D BECs [25, 26] and the subsonic-supersonic dynamics of weakly interacting impurities [27]. Quantum Monte Carlo computations have also been used to study the energy and other properties of the Bose polaron [28, 29]. Efforts to study the strong coupling regime by moving beyond Bogoliubov theory have also been made [30].

Previous works using variational states primarily studied the system at zero momentum or finite momentum with an effective repulsive interaction between the impurity and the BEC [11–13]. Additionally, some theoretical work has previously been done on fast impurities immersed in a BEC, including BECs flowing supersonically

across an infinite-mass defect [31], supersonic impurities in a 1D quantum liquid [32], and a semiclassical treatment of weakly-interacting supersonic impurities in a 3D BEC [33].

In this paper, we study a finite momentum impurity immersed in a 3D Bose-Einstein condensate (BEC) using variational states that go beyond the semiclassical treatment and allow study of a wide range of interaction strengths. Specifically, we focus on the case of an effective attractive interaction between the impurity and the BEC, giving a detailed account of the quantum Cherenkov transition this system exhibits [1]. First, we examine the finite momentum ground state (FMGS) of the system, which is the lowest energy state of the system at a finite value of the conserved total momentum. Second, we study dynamics when the impurity is quenched from a non-interacting state to an interacting state. While the system's state after a quench is not guaranteed to approach the true FMGS, the long-time behavior of certain observables are still related to their FMGS values, thus connecting the physics of the two scenarios. In both the FMGS and quench dynamics, we find two qualitatively different regimes of the system's behavior as the total system momentum is increased. At low momenta, the system behaves in accordance with the typical picture of a polaron quasiparticle; the FMGS has a well-defined effective mass associated with a quadratic energy-momentum relation and both the FMGS and infinite time state during quench dynamics are connected to the free impurity. At high enough momenta, the impurity's average velocity equals the speed of sound of the low-lying excitations of the bosonic bath even after interactions between the impurity and BEC redistribute momenta into Bogoliubov excitations of the bath. In this 'Cherenkov' regime, the interaction-dressed impurity still has a well-defined energy-momentum relation in the FMGS, but this relation is linear rather than quadratic and the polaron is no longer connected to the free impurity.

The paper is organized as follows. We start by giving a summary of results in Sec. II. Next, we introduce the system in Sec. III. We discuss the variational method used to derive equations of motion for a single impurity in a BEC. In Sec. IV, we study the Cherenkov transition in the FMGS using imaginary time dynamics of the equations of motion. In Sec. V, we examine manifestations of the transition in real-time dynamics. We close with a conclusion in Sec. VI.

## II. SUMMARY OF RESULTS

We start with a closed system consisting of an impurity immersed in a BEC where the total momentum of the system is conserved. We first study the FMGS properties of the system and then examine quench dynamics where an initially free impurity is instantaneously made to interact with the atoms comprising the BEC around it. The effective contact potential describing this inter-

action can be either attractive or repulsive. In this work, we focus on the regime of effective attractive interactions between the impurity and the BEC. To theoretically treat the system, we first entangle the impurity and BEC degrees of freedom using a non-Gaussian transformation. Such a transformation makes it possible to capture non-trivial correlations between the impurity and the BEC using a simple coherent state variational ansatz for just the BEC degrees of freedom. The time-dependent variational principle can then be used to derive equations of motion for the system for arbitrary interaction strengths and mass ratios.

(I) *FMGS Transition.* If we pick an interaction strength and calculate the FMGS energy as a function of total momentum  $\mathbf{P}$ , we find that this relation is initially quadratic and then discontinuously becomes linear. We posit that the energy-momentum relation of a finite momentum impurity immersed in a weakly interacting BEC has the form

$$E(\mathbf{P}) = \begin{cases} \frac{\mathbf{P}^2}{2m^*}, & \text{if } |\mathbf{P}| \leq |\mathbf{P}_{\text{crit}}| \\ c\mathbf{P}, & \text{if } |\mathbf{P}| > |\mathbf{P}_{\text{crit}}| \end{cases} \quad (1)$$

where

$$|\mathbf{P}_{\text{crit}}| = m^*c. \quad (2)$$

Note that  $m^*$  is the effective mass of the polaron which depends on the strength of the interaction between impurity and Bose atoms while  $c$  is the speed of sound in the BEC which depends on the strength of the interaction between Bose atoms. We see that on the polaron side of this transition ( $|\mathbf{P}| < |\mathbf{P}_{\text{crit}}|$ ), the FMGS energy is quadratic with total momentum, with the polaron's effective mass  $m^*$  being defined as the curvature of the energy around  $|\mathbf{P}| = 0$ . On the Cherenkov side of this transition ( $|\mathbf{P}| > |\mathbf{P}_{\text{crit}}|$ ), the energy depends linearly on total momentum. The slope of the linear spectrum gives us the 'polaron velocity', which is the semiclassical velocity that a polaron FMGS needs to reach in order to enter the Cherenkov regime. We find this velocity equals the average velocity of the impurity as it must, and both are equal to the speed of sound  $c$  regardless of interaction strength. Momentum in this regime is shed into Bogoliubov excitations of the BEC.

By examining the full distribution function for individual phonons and the impurity's momentum (describing quantum fluctuations around the mean), we see evidence of quasiparticle breakdown at the transition, indicated by a vanishing quasiparticle residue. The phonons present in this regime have very low momentum and there is a dramatic increase in the number of phonons at the transition; the system redistributes momentum into these phonons in order to fix the impurity's average velocity to the BEC speed of sound. It is the large number of phonons in the Cherenkov regime that makes the quasiparticle residue vanish.

We identify the coherent part of the impurity's momentum distribution, represented by a delta function peak

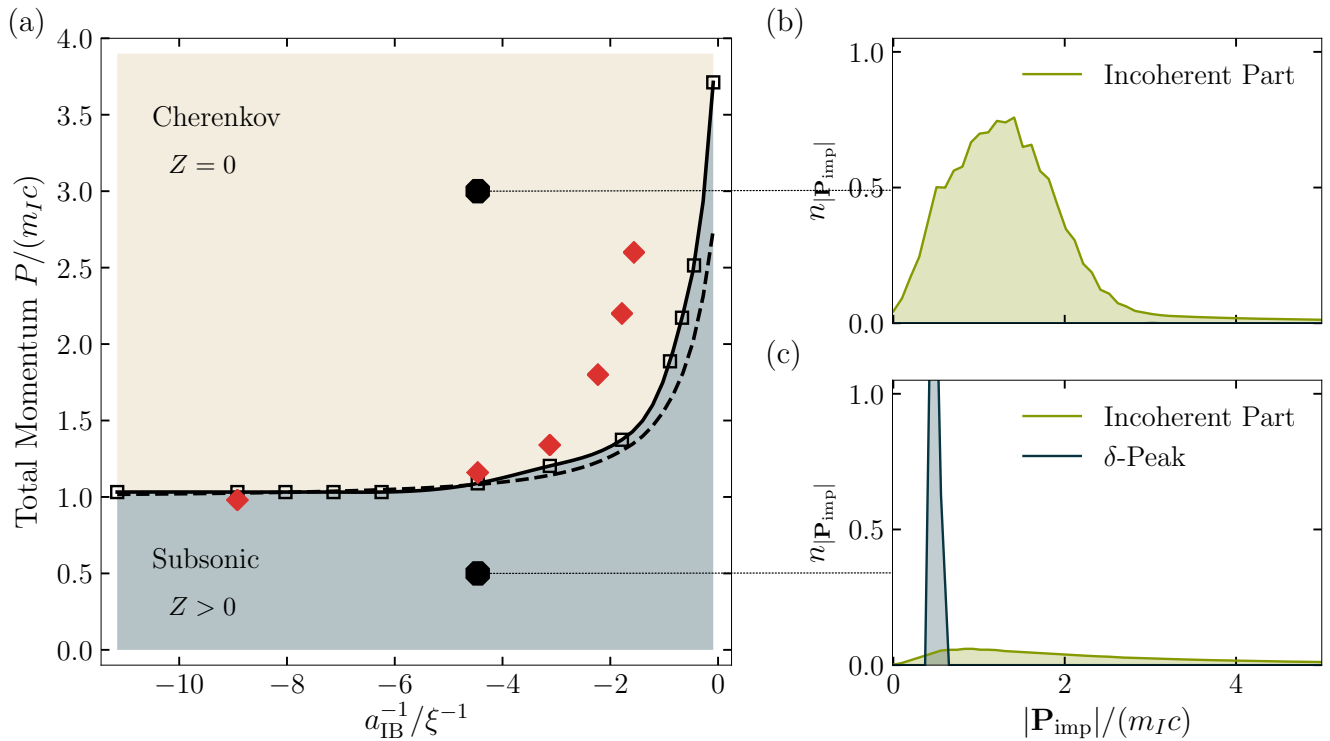


Figure 1. Quantum Cherenkov transition of a finite momentum impurity interacting with a weakly-interacting 3D BEC [1]. (a) Phase diagram. The black solid line marks the numerically extracted critical momentum from the discontinuity in the second derivative of the FMGS energy. The black dashed line marks the predicted transition value  $m^*c$ . The critical momentum describing the transition between subsonic and Cherenkov regimes increases with interaction strength and is related to polaronic mass enhancement. The red diamonds represent the numerically extracted transition points in the long time limit of the quench dynamics. Panels (b) and (c) illustrate the impurity's momentum magnitude distribution in each regime. Note that we have introduced Gaussian broadening of the  $\delta$ -peak in the distributions by hand; in reality we get a  $\delta$ -peak at  $|\mathbf{P}_{\text{imp}}| = P$  with a weight  $Z$ . The mass ratio is  $m_I/m_B = 1$  and we use a momentum space UV cutoff  $\Lambda = 9.27[\xi^{-1}]$  where  $\xi$  is the healing length of the BEC.

at the value of the total system momentum. The weight contained in this part corresponds to the quasiparticle residue in Eq. (40). The shape of the remaining incoherent part of the distribution is illustrated in Fig. 1. These features of the impurity's momentum distribution can be directly probed in time-of-flight measurements.

We find that the quasiparticle residue sharply drops to zero at the critical momentum, which we take as a signature of quasiparticle breakdown in the supersonic regime. We also see the incoherent part of the distribution become sharply peaked at the critical momentum before broadening out again. This can be understood by the reasoning given in [22] that at the critical momentum, the impurity travels at the same speed as the phonon excitations and therefore the phonons cannot dissipate momentum away. Another way to think about this effect is that the available phase space to excite phonons vanishes as the impurity approaches the speed of sound [27].

We establish that the FMGS as a function of total momentum has a transition at a critical momentum set by the effective mass of the polaron in the subsonic regime

(see Fig. 1). The transition occurs when the polaron velocity reaches the speed of sound.

(II) *Dynamical Transition.* We can also run the equations of motion in real time for various subsonic and supersonic momenta and examine the behavior of the system. The Cherenkov transition of the FMGS manifests in the dynamical behavior of various observables here. The Loschmidt Echo (dynamical equivalent of the quasiparticle residue) remains finite in the subsonic regime but has a power law decay to zero at long times in the Cherenkov regime for weak and intermediate interactions. This behavior is due to a logarithmic increase of total emitted phonon number at long times in the supersonic regime. Nielsen et. al and Boyanovsky et. al also predict this behavior in the Cherenkov regime [22, 27], but find an exponential decay instead of a power law; we attribute this difference to their use of the Markov approximation.

The dynamical transition is also evident in the behavior of the average impurity velocity. Initially supersonic impurities have an average impurity velocity which exhibit a power-law decay towards  $m^*c$  at long times, though convergence is slow; this is related to the diver-

gence in the damping rate described in [22, 27] as the impurity approaches the critical momentum and cannot dissipate momentum through the phonon excitations. We therefore see that the Loschmidt echo and average impurity velocity both exhibit power-law decays in the super-sonic regime with the onset of this behavior depending on interaction strength through a polaronic mass renormalization effect.

### III. SYSTEM

In this section we define our system. We study an impurity immersed into a weakly interacting BEC of ultracold atoms near the inter-species Feshbach resonance. The system is in a three-dimensional box,  $d = 3$ , of length  $L$  in each dimension, and periodic boundary conditions are imposed.

#### A. Hamiltonian

The microscopic Hamiltonian of entire system,

$$\hat{H} = \hat{H}_0 + \hat{H}_{IB} \quad (3)$$

consists of two parts:

$$\begin{aligned} \hat{H}_0 = & \sum_{\mathbf{k}} \varepsilon_{\mathbf{k}}^I \hat{d}_{\mathbf{k}}^\dagger \hat{d}_{\mathbf{k}} + \sum_{\mathbf{k}} \varepsilon_{\mathbf{k}}^B \hat{a}_{\mathbf{k}}^\dagger \hat{a}_{\mathbf{k}} \\ & + \frac{1}{L^d} \frac{g_{BB}}{2} \sum_{\mathbf{k}, \mathbf{k}', \mathbf{q}} \hat{a}_{\mathbf{k}+\mathbf{q}}^\dagger \hat{a}_{\mathbf{k}'-\mathbf{q}}^\dagger \hat{a}_{\mathbf{k}'} \hat{a}_{\mathbf{k}} \end{aligned} \quad (4)$$

represents free impurities in an interacting Bose gas, and

$$\hat{H}_{IB} = \frac{1}{L^d} g_{IB} \sum_{\mathbf{k}, \mathbf{k}', \mathbf{q}} \hat{d}_{\mathbf{k}'+\mathbf{q}}^\dagger \hat{d}_{\mathbf{k}+\mathbf{q}} \hat{a}_{\mathbf{k}}^\dagger \hat{a}_{\mathbf{k}'} \quad (5)$$

represents the interaction between the impurities and the Bose gas. The boson creation (annihilation) operator in the momentum space is  $\hat{a}_{\mathbf{k}}^\dagger$  ( $\hat{a}_{\mathbf{k}}$ ); the same for the impurity is  $\hat{d}_{\mathbf{k}}^\dagger$  ( $\hat{d}_{\mathbf{k}}$ ). The boson,  $\varepsilon_{\mathbf{k}}^B$ , and impurity,  $\varepsilon_{\mathbf{k}}^I$ , kinetic energies, are

$$\varepsilon_{\mathbf{k}}^B = \frac{\mathbf{k}^2}{2m_B}, \quad \varepsilon_{\mathbf{k}}^I = \frac{\mathbf{k}^2}{2m_I}. \quad (6)$$

Here,  $m_B$  ( $m_I$ ) stands for the boson (impurity) mass. The microscopic Hamiltonian, as defined by Eq. (3) contains an arbitrary number of the impurity particles. For our work, however, we are interested in the states containing only one impurity.

The Hamiltonian (4) can be transformed in according to the standard Bogoliubov theory [34]; using the linear transformation

$$\hat{a}_{\mathbf{k}} = u_{\mathbf{k}} \hat{b}_{\mathbf{k}} - v_{\mathbf{k}} \hat{b}_{-\mathbf{k}}^\dagger, \quad \mathbf{k} \neq 0 \quad (7)$$

with the coefficients  $u_{\mathbf{k}}, v_{-\mathbf{k}} = \sqrt{\frac{\varepsilon_{\mathbf{k}}^B + g_{BB} n_0}{2\omega_{\mathbf{k}}} \pm \frac{1}{2}}$  we get

$$\hat{H}_0 = \sum_{\mathbf{k}} \varepsilon_{\mathbf{k}}^I \hat{d}_{\mathbf{k}}^\dagger \hat{d}_{\mathbf{k}} + \sum_{\mathbf{k}} \omega_{\mathbf{k}} \hat{b}_{\mathbf{k}}^\dagger \hat{b}_{\mathbf{k}} \quad (8)$$

for the terms in Eq. (4) relative to the FMGS energy of the condensate. The operators  $\hat{b}_{\mathbf{k}}^\dagger$  ( $\hat{b}_{\mathbf{k}}$ ) create (annihilate) Bogoliubov quasiparticles with momentum  $\mathbf{k}$  and dispersion

$$\omega_{\mathbf{k}} = \sqrt{\varepsilon_{\mathbf{k}}^B (\varepsilon_{\mathbf{k}}^B + 2g_{BB} n_0)}. \quad (9)$$

Here,  $n_0 = N/L^d$  is the gas density (we let it be equal to the condensate density for the observables discussed in the paper), and  $N$  is the number of bosons. The dispersion (9) yields the sound velocity

$$c = \sqrt{\frac{g_{BB} n_0}{m_B}}. \quad (10)$$

It also sets the healing length

$$\xi = (2m_B g_{BB} n_0)^{-1/2} \quad (11)$$

at which the transition between the particle and phonon regimes of the BEC excitations occurs. The  $s$ -wave scattering length,  $a_{BB} \geq 0$ , sets the value of the coupling strength  $g_{BB}$  in Eq. (4):

$$g_{BB} = \frac{4\pi a_{BB}}{m_B}. \quad (12)$$

The Hamiltonian (5) represents the impurity-boson interaction potential in a way that is uniform in momentum space and, therefore, requires a regularization to be physically meaningful. We implement the regularization procedure commonly used in the existing literature [11, 15, 16]: we impose a sharp ultraviolet (UV) cut-off  $\Lambda$  onto the momentum space of the problem. The interaction parameter  $g_{IB}$  and the impurity-boson scattering length  $a_{IB}$  are connected through the Lippmann-Schwinger equation

$$g_{IB}^{-1} = \frac{\mu}{2\pi} a_{IB}^{-1} - \frac{1}{L^d} \sum_{\mathbf{k}}^{\Lambda} \frac{2\mu}{\mathbf{k}^2}. \quad (13)$$

Here,

$$\mu = \frac{m_I m_B}{m_I + m_B} \quad (14)$$

is the reduced mass of the two-body impurity-boson system. We stress that the second term in Eq. (13) renormalizes  $g_{IB}$ , thus giving a meaning to the interaction term (5) in the  $\Lambda \rightarrow \infty$  limit. The observables from our paper are evaluated for  $\Lambda$  large enough to be viewed as if we took the  $\Lambda \rightarrow \infty$  limit.

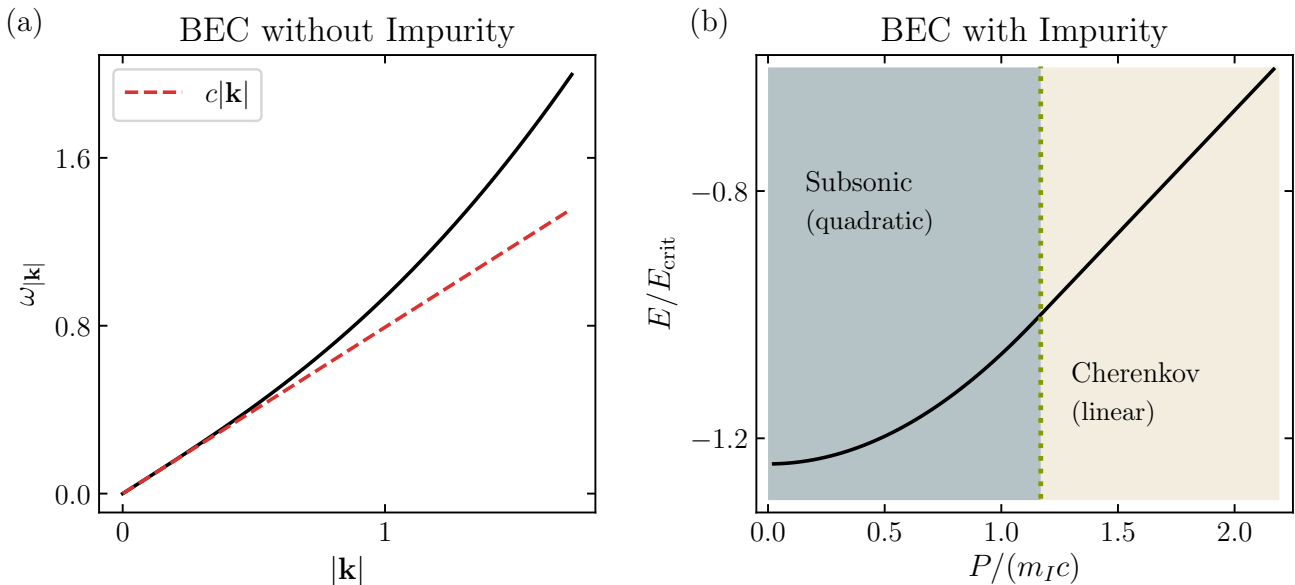


Figure 2. (a) The spectrum of Bogoliubov excitations (‘phonons’) in the BEC; the low energy spectrum is linear with such phonons traveling at the BEC speed of sound  $c$ . At larger momenta, the phonon dispersion becomes quadratic. (b) FMGS energy of the interacting impurity-BEC system. We find that the spectrum is initially quadratic (subsonic regime) and then discontinuously becomes linear (Cherenkov regime) at a critical momentum (green dotted line), after which momentum is shed into Bogoliubov excitations. The FMGS energy-momentum relation therefore behaves in an opposite manner to the phonon dispersion which is first linear and then continuously becomes quadratic. For panel (b), the FMGS energy is computed for  $a_{\text{IB}}^{-1} = -4.46/\xi$  and a mass ratio of  $m_I/m_B = 1$ . We use a momentum space UV cutoff  $\Lambda = 9.27/\xi$ .

## B. Lee-Low-Pines transformation

Now we take our model defined in the laboratory reference frame and write it in the mobile impurity reference frame. These reference frames are connected with the Lee-Low-Pines transformation,

$$\hat{S} = e^{i\hat{\mathbf{R}}_{\text{imp}}\hat{\mathbf{P}}_{\text{ph}}}, \quad (15)$$

named after the original work [35]. Here,  $\hat{\mathbf{R}}_{\text{imp}}$  is the position operator of the impurity. Any operator  $\hat{O}$  defined in the laboratory frame takes the form

$$\hat{O}_{\text{LLP}} = \hat{S}\hat{O}\hat{S}^\dagger \quad (16)$$

in the mobile impurity reference frame. Note that we constrain our system to the case of a single impurity.

The total momentum of the system

$$\hat{\mathbf{P}} = \hat{\mathbf{P}}_{\text{imp}} + \hat{\mathbf{P}}_{\text{ph}} \quad (17)$$

is conserved. In the above expression, the impurity momentum  $\hat{\mathbf{P}}_{\text{imp}}$  and total phonon momentum  $\hat{\mathbf{P}}_{\text{ph}}$  are given as

$$\hat{\mathbf{P}}_{\text{imp}} = \sum_{\mathbf{k}} \mathbf{k} \hat{a}_{\mathbf{k}}^\dagger \hat{a}_{\mathbf{k}} \quad (18)$$

$$\hat{\mathbf{P}}_{\text{ph}} = \sum_{\mathbf{k}} \mathbf{k} \hat{b}_{\mathbf{k}}^\dagger \hat{b}_{\mathbf{k}}. \quad (19)$$

The final Hamiltonian  $\hat{H}_{\text{LLP}}$  after the transformation reads:

$$\hat{H}_{\text{LLP}} \equiv \hat{S}\hat{H}\hat{S}^\dagger = \hat{H}_{0,\text{LLP}} + \hat{H}_{\text{IB},\text{LLP}} \quad (20)$$

where

$$\hat{H}_{0,\text{LLP}} = \sum_{\mathbf{k}} \omega_{\mathbf{k}} \hat{b}_{\mathbf{k}}^\dagger \hat{b}_{\mathbf{k}} + \frac{1}{2m_I} \left( \hat{\mathbf{P}}_{\text{imp}} - \sum_{\mathbf{k}} \mathbf{k} \hat{b}_{\mathbf{k}}^\dagger \hat{b}_{\mathbf{k}} \right)^2 \quad (21)$$

and

$$\begin{aligned} \hat{H}_{\text{IB},\text{LLP}} = & g_{\text{IB}} n_0 + g_{\text{IB}} \sqrt{n_0} \frac{1}{\sqrt{L^d}} \sum_{\mathbf{k} \neq 0} W_{\mathbf{k}} \left( \hat{b}_{\mathbf{k}} + \hat{b}_{-\mathbf{k}}^\dagger \right) \\ & + g_{\text{IB}} \frac{1}{L^d} \sum_{\mathbf{k} \neq 0, \mathbf{k}' \neq 0} V_{\mathbf{k},\mathbf{k}'}^{(1)} \hat{b}_{\mathbf{k}}^\dagger \hat{b}_{\mathbf{k}'} \\ & + \frac{1}{2} g_{\text{IB}} \frac{1}{L^d} \sum_{\mathbf{k} \neq 0, \mathbf{k}' \neq 0} V_{\mathbf{k},\mathbf{k}'}^{(2)} \left( \hat{b}_{-\mathbf{k}} \hat{b}_{\mathbf{k}'} + \hat{b}_{\mathbf{k}}^\dagger \hat{b}_{-\mathbf{k}'}^\dagger \right) \end{aligned} \quad (22)$$

Here, the interaction vertices satisfy the relations

$$W_{\mathbf{k}} = \sqrt{\frac{\varepsilon_{\mathbf{k}}}{\omega_{\mathbf{k}}}} \quad (23)$$

$$V_{\mathbf{k}\mathbf{k}'}^{(1)} \pm V_{\mathbf{k}\mathbf{k}'}^{(2)} = (W_{\mathbf{k}} W_{\mathbf{k}'})^{\pm 1} \quad (24)$$

Note that the lab frame impurity momentum operator  $\hat{\mathbf{P}}_{\text{imp}}$  that appears in Eq. (21) commutes with the Hamiltonian  $\hat{H}_{\text{LLP}}$  in the Lee-Low-Pines frame. We recognize

it as the total momentum  $\hat{\mathbf{P}}$  that commutes with the lab frame Hamiltonian  $\hat{H}$  given in Eq. (3). Therefore, we can replace  $\hat{\mathbf{P}}_{\text{imp}}$  with the quantum number  $\mathbf{P}$ ; dynamics under this model will decouple into sectors indexed by  $\mathbf{P}$ . As the system is spherically symmetric, there is no preferred orientation of  $\mathbf{P}$  and hence physical quantities will only depend on the magnitude

$$P = |\mathbf{P}|. \quad (25)$$

The first term in Eq. (21) describes a weakly interacting BEC where excitations are Bogoliubov phonons with dispersion  $\omega_{\mathbf{k}}$ . Enacting the Lee-Low-Pines transformation allows us to eliminate impurity degrees of freedom in the Hamiltonian at the cost of introducing an additional interaction term between phonons that show up in second term of Eq. (21). The effective interaction strength  $\frac{1}{2m_I}$  of this term is set by the impurity mass and vanishes for heavy impurities as the co-moving frame of the impurity and the original lab frame coincide.

After the Lee-Low-Pines transformation, the part of the original Hamiltonian representing the impurity-boson interaction turns into Eq. (22) which contains terms describing impurity-mediated interactions between the bosons. The linearized part of Eq. (22) constitutes the Fröhlich model which is suitable for describing weakly interacting polaronic systems. The term linear in phonon operators describes the impurity exciting phonons directly out of the condensate. If the impurity interacts strongly with the bosonic bath, it can also mediate scattering between phonon excitations; this is the physics included in the quadratic terms in Eq. (22) and these terms are required for the study of strongly interacting polaronic systems beyond the Fröhlich model [15, 36].

### C. Equations of motion

We derive equations of motion for the system for the system state by approximating the true wavefunction with a single variational wavefunction and then time-evolving this variational state according to the Hamiltonian (20). Formally, we use Dirac's time-dependent variational principle to derive equations of motion for the coefficients defining the variational state [37]. The FMGS is found by evolving the variational state in imaginary time while quench dynamics can be studied by evolving the state in real time. Our trial wavefunctions are coherent states of the form

$$|\Psi_{\text{coh}}(t)\rangle = e^{\sum_{\mathbf{k}} \beta_{\mathbf{k}}(t) \hat{b}_{\mathbf{k}}^{\dagger} - \text{H.c.}} |0\rangle \quad (26)$$

as used in the literature (e.g. [11, 12, 15]). Note that H.c. means Hermitian conjugate. Here,  $\beta_{\mathbf{k}}(t)$  are the coherent state amplitudes and  $|0\rangle$  denotes the vacuum of Bogoliubov phonons (which is the FMGS of the BEC) in the co-moving frame of the impurity. We use want to derive equations of motion for the coherent state am-

plitudes corresponding to time-evolution in the Lee-Low-Pines frame

$$|\Psi_{\text{coh}}(t)\rangle = e^{-i\hat{H}_{\text{LLP}}t} |0\rangle. \quad (27)$$

To derive the equations of motion, we first construct the classical action  $\mathcal{S} = \int \mathcal{L}(t)dt$  where

$$\mathcal{L}(t) = \langle \Psi_{\text{coh}}(t) | i\partial_t - \hat{H}_{\text{LLP}} | \Psi_{\text{coh}}(t) \rangle \quad (28)$$

is a classical Lagrangian calculated by projecting the true many-body wavefunction onto the submanifold of Hilbert space spanned by our chosen class of trial wavefunctions. The least action principle then gives the standard Euler-Lagrange equations of motion

$$\frac{d}{dt} \frac{\partial \mathcal{L}}{\partial \dot{\beta}_{\mathbf{k}}} - \frac{\partial \mathcal{L}}{\partial \beta_{\mathbf{k}}} = 0 \quad (29)$$

which describe the dynamics of the variational parameters  $\beta_{\mathbf{k}}(t)$  and  $\phi(t)$ . The explicit expressions for these equations of motion are

$$i\dot{\beta}_{\mathbf{k}} = g_{\text{IB}} \sqrt{n_0} W_{\mathbf{k}} + \Omega_{\mathbf{k}} \beta_{\mathbf{k}} + g_{\text{IB}} \left( W_{\mathbf{k}} \chi_{\beta}^{+} + W_{\mathbf{k}}^{-1} \chi_{\beta}^{-} \right) \quad (30)$$

where we have defined

$$\chi_{\beta}^{\pm} = \frac{1}{2} \sum_{\mathbf{k}'} W_{\mathbf{k}'}^{\pm 1} (\beta_{\mathbf{k}'} \pm \beta_{\mathbf{k}'}^*) \quad (31)$$

$$\Omega_{\mathbf{k}} = \omega_{\mathbf{k}} + \frac{\mathbf{k}^2}{2m_I} - \frac{1}{m_I} \mathbf{k} \cdot (\mathbf{P} - \mathbf{P}_{\text{ph}}) \quad (32)$$

and  $\mathbf{P}_{\text{ph}} = \sum_{\mathbf{k}'} \mathbf{k}' |\beta_{\mathbf{k}'}|^2$  follows from Eq. (19) and Eq. (26). Similarly, we can relate the interaction parameter  $g_{\text{BB}}$  to the boson-boson scattering length  $a_{\text{BB}}$  by solving the two-body boson-boson scattering problem. As the boson-boson interaction is weak, we can use the Born approximation rather than the full Lippman-Schwinger equation to get  $g_{\text{BB}} = \frac{4\pi}{m_B} a_{\text{BB}}$ .

At this point, we are ready to study the FMGS or quench dynamics of the system by evolving the equations of motion in imaginary time or real time respectively. The FMGS can alternatively be studied by calculating the analytical saddle point solution to Eq. (30) as done in [11]. However, this approach does not allow us to study the Cherenkov regime as the saddle point solution assumes that the variational parameters  $\beta_{\mathbf{k}}$  are real; for large enough total momentum, this is not true.

### D. Observables

The trial wavefunction  $|\Psi_{\text{coh}}(t)\rangle$  is characterized by the coherent state amplitudes  $\beta_{\mathbf{k}}$ ; the square  $|\beta_{\mathbf{k}}|^2$  of these amplitudes can be used to calculate a number of physical quantities that we can use to understand the system. Recalling that  $\mathbf{P}$  is the total conserved momentum of the

system, two such quantities that are relevant to both the FMGS and quench dynamics are

$$N_{\text{ph}}(t) = \sum_{\mathbf{k}} |\beta_{\mathbf{k}}|^2 \quad (33)$$

and

$$\mathbf{P}_{\text{ph}} = \sum_{\mathbf{k}} \mathbf{k} |\beta_{\mathbf{k}}|^2 \quad (34)$$

where expectations are taken over  $|\Psi_{\text{coh}}(t)\rangle$ . These quantities are the average total phonon number and the average total phonon momentum. There are also two distribution functions that are useful to understand the system:

$$\begin{aligned} n_{\text{ph}}(\mathbf{k}) &= \frac{1}{N_{\text{ph}}} \langle \hat{b}_{\mathbf{k}}^\dagger \hat{b}_{\mathbf{k}} \rangle \\ &= \frac{1}{N_{\text{ph}}} |\beta_{\mathbf{k}}|^2 \end{aligned} \quad (35)$$

and

$$\begin{aligned} n_{\text{imp}}(\mathbf{p}) &= \langle \delta(\hat{\mathbf{P}}_{\text{imp}} - \mathbf{p}) \rangle \\ &= e^{-N_{\text{ph}}(t)} \delta(\mathbf{P} - \mathbf{p}) + \tilde{n}_{\text{imp}}(\mathbf{p}) \end{aligned} \quad (36)$$

where

$$\tilde{n}_{\text{imp}}(\mathbf{p}) = \frac{e^{-N_{\text{ph}}(t)}}{(2\pi)^3} \sum_{\mathbf{r}} e^{-i(\mathbf{P}-\mathbf{p})\mathbf{r}} \left( e^{\sum_{\mathbf{k}} |\beta_{\mathbf{k}}|^2 e^{i\mathbf{k}\mathbf{r}}} - 1 \right). \quad (37)$$

The first function, Eq. (35), describes how individual phonon occupation is distributed over momentum space on average. The second function, Eq. (36), describes the impurity's momentum distribution and contains two terms. The first term is a delta function at  $\mathbf{p} = \mathbf{P}$  corresponding to a coherent part of the distribution while the second term, Eq. (37), represents the incoherent part of the distribution. The derivation of Eq. (36) is given in Appendix A. We can straightforwardly compute the distribution for impurity momenta with magnitude  $p \equiv |\mathbf{p}|$  as

$$n_{\text{imp}}(p) = \sum_{\mathbf{p}'} \delta(|\mathbf{p}'| - p) n_{\text{imp}}(\mathbf{p}') \quad (38)$$

which corresponds to examining spherical shells of the full three-dimensional distribution  $n_{\text{imp}}(\mathbf{p})$ .

When examining the FMGS specifically, it is also useful to examine the energy and quasiparticle residue which are given in Eq. (39) and Eq. (40) below:

$$\begin{aligned} E &= \langle \hat{H}_{\text{LLP}} \rangle = \frac{1}{2m_I} (\mathbf{P}^2 - \mathbf{P}_{\text{ph}}^2) + \sum_{\mathbf{k}} \Omega_{\mathbf{k}} |\beta_{\mathbf{k}}|^2 \\ &\quad + g_{\text{IB}} \left( \chi_{\beta}^+ + \sqrt{n_0} \right)^2 - g_{\text{IB}} \left( \chi_{\beta}^- \right)^2 \end{aligned} \quad (39)$$

$$Z = |\langle 0 | \Psi_{\text{coh}}^{\text{gs}} \rangle|^2 = e^{-N_{\text{ph}}}. \quad (40)$$

where the average is taken over the FMGS trial wavefunction  $|\Psi_{\text{coh}}^{\text{gs}}\rangle$  and  $|0\rangle$  is the state corresponding to a non-interacting impurity immersed in a BEC. The quasiparticle residue characterizes how much bare impurity character is leftover in the interacting FMGS; it can therefore be used to probe the breakdown of the quasiparticle picture. A natural generalization of the FMGS quasiparticle residue to the case of quench dynamics is the Loschmidt echo

$$S(t) = \langle 0 | e^{i\hat{H}_{\text{free}}t} e^{-i\hat{H}_{\text{LLP}}t} | 0 \rangle \quad (41)$$

where

$$\hat{H}_{\text{free}} = \sum_{\mathbf{k}} \omega_{\mathbf{k}} \hat{b}_{\mathbf{k}}^\dagger \hat{b}_{\mathbf{k}} + \frac{\hat{\mathbf{P}}^2}{2m_I} \quad (42)$$

is the Hamiltonian for the free impurity immersed in a BEC. Utilizing Eq. (27), we have

$$S(t) = e^{i \left[ \frac{\mathbf{P}^2}{2m_I} t \right]} e^{-\frac{1}{2} N_{\text{ph}}(t)}. \quad (43)$$

The Loschmidt echo therefore represents the overlap between the state during time evolution and the original bare impurity. The Fourier transform of the echo can also be used to compute the RF absorption spectrum [15].

The FMGS quasiparticle residue  $Z$  is connected to the Loschmidt echo at infinite time

$$|S(t_{\infty})| \equiv \lim_{t \rightarrow \infty} |S(t)| = Z. \quad (44)$$

after an initial quench from a noninteracting state  $|0\rangle$ . The details of the derivation are given in Appendix B.

#### IV. FMGS TRANSITION

Here, we perform evolution of the system in imaginary time  $\tau$  by running Eq. (30) with  $t \rightarrow \tau = -it$  in order to numerically determine the FMGS. We examine characteristics of the FMGS of the system as we vary the total system momentum  $\mathbf{P}$ . We find that the FMGS energy initially has a quadratic dependence on  $\mathbf{P}$  for small momenta and then undergoes a discontinuous transition to linear dependence on  $\mathbf{P}$ . The critical momentum increases for larger impurity-boson interaction strengths. In Fig. 1, we plot the phase diagram. Note that the system is spherically symmetric so physical quantities will only depend on the magnitude of the total momentum  $P$ , Eq. (25).

We posit that system's FMGS energy-momentum relation follows Eq. (1) with the critical momentum of the transition being given by Eq. (2). Examining the FMGS energy and its derivatives gives evidence for this hypothesis. In Fig. 3 (a)-(c), we confirm that for a fixed interaction strength, the energy is clearly quadratic at low

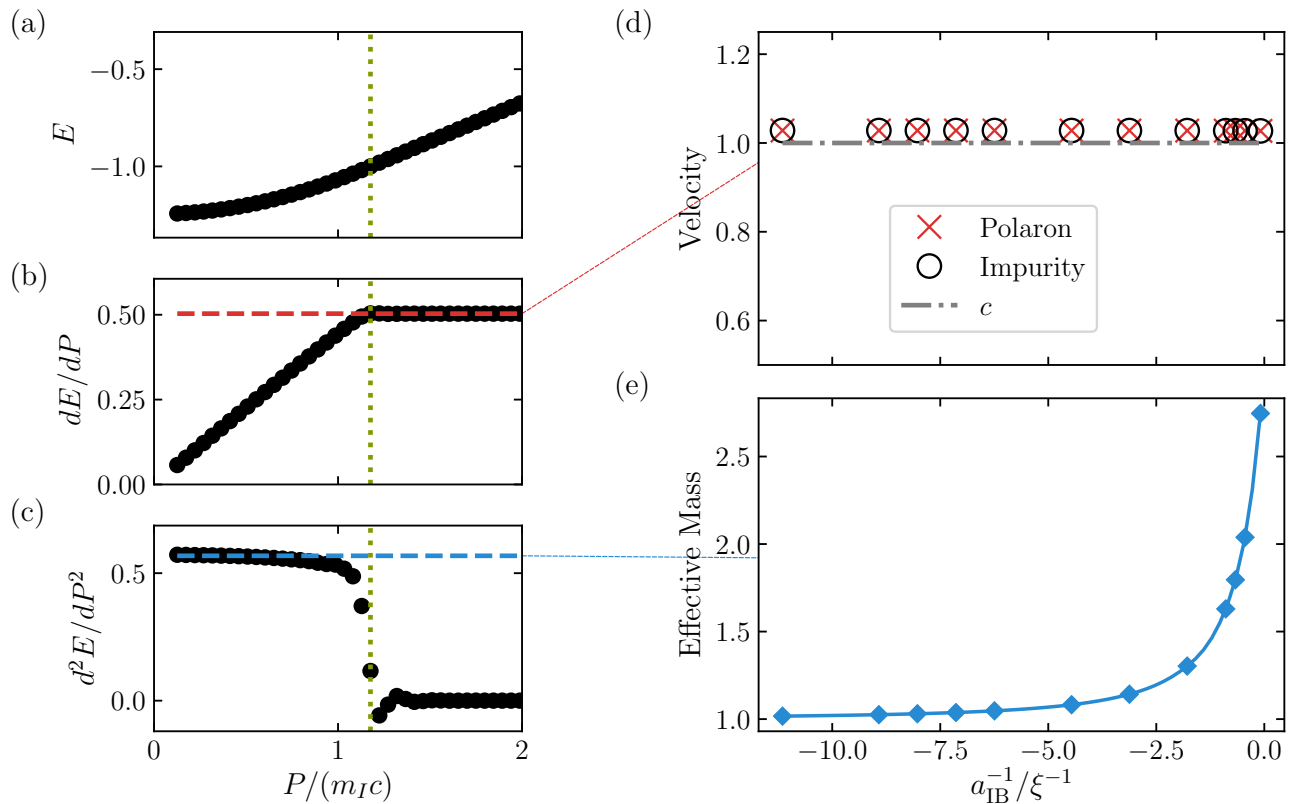


Figure 3. FMGS energy of an impurity immersed in a weakly interacting BEC. (a) The FMGS energy is initially quadratic (subsonic regime) and then becomes linear (Cherenkov regime) above a critical momentum where the critical momentum is indicated by the vertical green dotted line. The energy is plotted in units of  $|E_{\text{crit}}|$  which is the value of energy at critical momentum. Panels (b) and (c) show the first and second derivatives of the energy respectively; they confirm the functional form of the system's energy-momentum relation hypothesized in Eq. (1). These two curves are also normalized by  $|E_{\text{crit}}|$ . Note that panels (a), (b), and (c) correspond to an interaction strength  $a_{IB}^{-1} = 4.46/\xi$ . (d) Polaron group velocity and average velocity of the impurity in the Cherenkov regime (in units of  $c$ ). The polaron velocity is given by the red 'x's; each 'x' corresponds to the constant plateau illustrated by the dashed red line in panel (b) which is computed for a specific interaction strength. The average impurity velocity is computed independently and confirmed to equal the polaron velocity as the Hellmann-Feynman theorem indicates. We see that the polaron velocity equals the BEC's speed of sound regardless of interaction strength, thus confirming half of the energy-momentum relation we hypothesized in Eq. (1). (e) Effective mass of polaron in units of  $m_I$ . Each point corresponds to the average value near  $P=0$  illustrated by the dashed blue line in panel (c) which is computed for a specific interaction strength. The effective mass increases with interaction strength, but the group velocity does not. The mass ratio is  $m_I/m_B = 1$  and we use a sharp UV cutoff  $\Lambda = 9.27[\xi^{-1}]$ .

momenta and then becomes linear. The system therefore behaves as a massive quasiparticle with effective mass  $m^* = \nabla_{\mathbf{P}}^2 E$  before the critical momentum  $\mathbf{P}_{\text{crit}}$ . We call this regime the subsonic regime. Fig 3 (e) shows the effective mass for different interaction strengths; we see that it increases for stronger interactions which is the expected mass-renormalized effect.

We call the linear energy-momentum regime the Cherenkov regime. In Fig. 3 (d), we plot the polaron's group velocity, defined as

$$\mathbf{v}_{\text{pol}}(\mathbf{P}) = \nabla_{\tilde{\mathbf{P}}} E \Big|_{\tilde{\mathbf{P}}=\mathbf{P}} \quad (45)$$

and find that it is equal to the BEC's sound speed (10) regardless of interaction strength. The Hellmann-Feynman

theorem tells us that the average impurity velocity defined as

$$\mathbf{v}_{\text{imp}}(\mathbf{P}) = \frac{\langle \hat{\mathbf{P}}_{\text{imp}} \rangle}{m_I} \quad (46)$$

must be equal to the polaron's group velocity  $\mathbf{v}_{\text{pol}}$  which we also confirm in the figure. The simulation-derived polaron velocity and average impurity velocity are within 2% of the BEC's sound speed. The low energy phonons that dress the impurity in the Cherenkov regime by definition have a group velocity  $c$ . We therefore have a physical picture in this regime of the impurity moving on average at the speed of sound along with low-energy phonons traveling at the same speed. The fact that the group velocity of the low-energy part of the phonon dis-



persion equals the group velocity of the high-energy part of the total system is not obvious a priori.

Next, we examine the critical momentum at which the transition occurs. In Fig. 1(a), we see that the transition happens at larger momentum for stronger interaction strengths. Note that the transition line in the figure is computed from the discontinuity in the second derivative of the energy. We also plot the predicted transition line given by Eq. (2) and see that it reasonably matches the true transition. Thus, we conclude that the transition occurs when the polaron's group velocity reaches the BEC's sound speed; the amount of momentum needed for this to occur increases for stronger interactions due to the polaronic mass-renormalization of the impurity.

We gain further insight into the transition by examining the impurity's momentum distribution. In Fig. 4, we plot the weight of the coherent part of the distribution (which is equivalent to the polaron's quasiparticle weight) as well as the FWHM and height of the peak of the incoherent part of the momentum magnitude distribution. We see that the quasiparticle weight drops to zero at the transition, indicating quasiparticle breakdown. We can understand the behavior of the quasiparticle residue as the system producing an 'infinite' number of low energy phonons in the Cherenkov regime and therefore having a vanishing overlap with the bare non-interacting impurity. The incoherent part of the impurity's momentum distribution also gets sharply peaked at the transition before broadening out again. As stated in [22], the system almost acts like a momentum eigenstate of a non-interacting impurity at the transition as phonons cannot dissipate momentum away from the impurity; the available phase space of excitations vanishes as the impurity approaches the speed of sound [27].

In summary, the FMGS of the system exists either in a subsonic regime where the system truly behaves as a dressed quasiparticle with an effective mass, a quadratic energy-momentum relation, and non-zero quasiparticle residue or in a Cherenkov regime characterized by the impurity traveling at the speed of sound along with a large number of low energy phonons and a vanishing quasiparticle residue (quasiparticle breakdown). The critical momentum at which the transition occurs depends on the interaction strength and corresponds to the polaronic mass renormalization of how much momentum needs to be input into the system to get the impurity to travel at the speed of sound.

It is important to note that while the quasiparticle residue goes strictly to zero in the Cherenkov regime regardless of interaction strength, this effect becomes difficult to detect in practice at strong interactions where sufficiently large numbers of phonons are excited. Even in the subsonic regime where the residue is always finite, the large number of phonons makes this finite residue increasingly small. Therefore, at sufficiently strong interactions, the quasiparticle residue by itself cannot be used to distinguish between the subsonic regime and the Cherenkov regime.

## V. DYNAMICAL TRANSITION

We take a non-interacting impurity propagating through a BEC in its FMGS and instantly switch on (quench) the impurity-BEC interaction at time  $t_0 = 0$ . We then evolve the system by running Eq. (30) in real time. Recall that the total momentum  $\mathbf{P}$  of the system is conserved and this momentum initially resides on the non-interacting impurity; the initial velocity of the impurity is

$$\mathbf{v}_{\text{imp}}(t_0) = \frac{\mathbf{P}}{m_I}. \quad (47)$$

Hereafter, the initial impurity velocity and the total system momentum are used interchangeably depending on the context of the discussion.

We find a qualitative change in the long-time value of the Loschmidt echo, Eq. (41), and of the average impurity velocity as  $\mathbf{P}$  crosses a critical value  $\mathbf{P}_{\text{crit}}^{\text{dyn}}$ . We then discuss how  $\mathbf{P}_{\text{crit}}^{\text{dyn}}$  is related to  $\mathbf{P}_{\text{crit}}$  for the FMGS transition studied in section IV.

### A. Loschmidt Echo

We first examine the Loschmidt echo  $S(t)$ , Eq. (41). Figures 5(a) and (b) illustrate its characteristic behavior for different initial impurity velocities,  $\mathbf{v}_{\text{imp}}(t_0)$ , at weak and strong interactions, respectively. We see that  $|S(t)|$  saturates to a non-zero value at long times for small momenta and undergoes a power-law decay to zero as we cross some critical momentum  $\mathbf{P}_{\text{crit}}^{\text{dyn}}$ . This power-law decay in the dynamical overlap corresponds to a logarithmic growth in the phonon number in the supersonic regime: per Eq. (43), we see that

$$N_{\text{ph}}(t) \sim \begin{cases} \text{constant,} & \text{if } |\mathbf{P}| \leq |\mathbf{P}_{\text{crit}}^{\text{dyn}}| \\ \log t, & \text{if } |\mathbf{P}| > |\mathbf{P}_{\text{crit}}^{\text{dyn}}| \end{cases} \quad (48)$$

in the  $t \rightarrow \infty$  limit. Physically, it is the divergence of  $N_{\text{ph}}$  which causes the decay of the Loschmidt echo. The increase in phonon number in the supersonic regime is the essence of the Cherenkov radiation phenomenon. Its divergence with time is, however, not obvious *a priori*. We expect that the coherent state variational ansatz employed in our work captures the leading terms in the behavior of  $N_{\text{ph}}$ , as given by Eq. (48). Therefore, going beyond our ansatz, for example, by taking into account squeezing correlations between phonon modes [38], may only introduce subleading corrections to Eq. (48). Note that the works [22, 27] also predict a decay of the Loschmidt echo in the supersonic regime, but find it be exponential instead of a power law. We attribute this difference to their use of the Markov approximation.

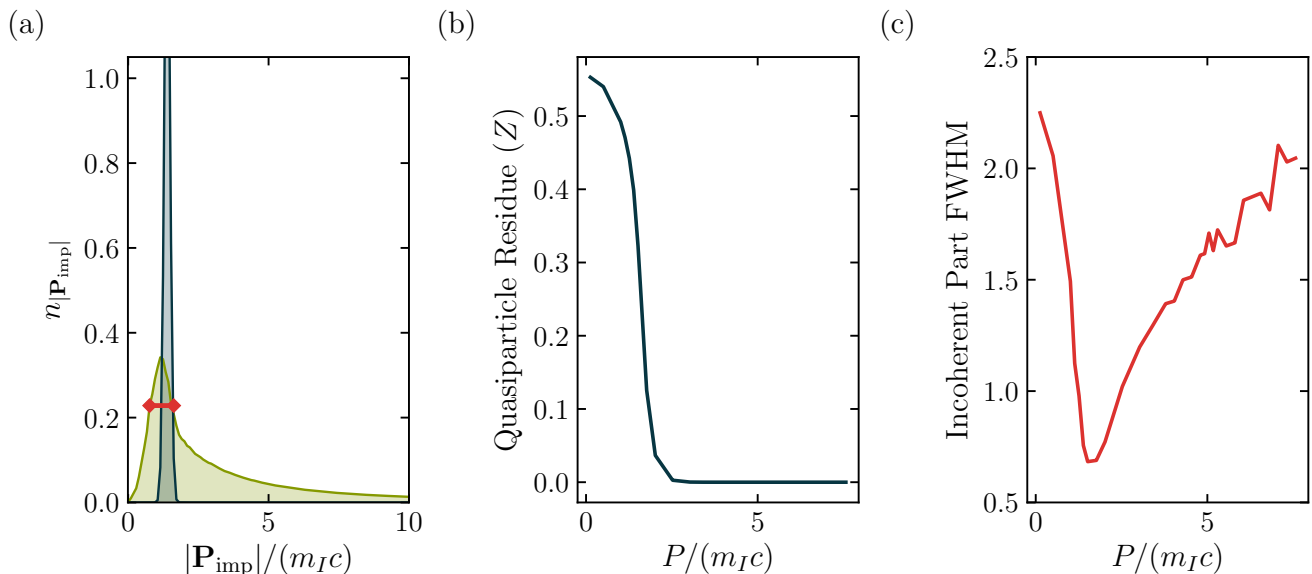


Figure 4. Impurity's speed distribution for  $a_{\text{IB}}^{-1} = -1.78/\xi$  and  $P/(m_I c) = 1.39$  (a) Example distribution showing the coherent  $\delta$ -peak of the distribution (dark blue line) which has been Gaussian-broadened by hand and the incoherent part of the distribution (green). The red line shows the full-width half-max (FWHM) of the incoherent part. (b) Quasiparticle residue. The weight contained in the  $\delta$ -peak of the distribution is the quasiparticle residue which drops to zero at the transition. (c) FWHM of incoherent part. The sharp dip at the transition indicates that the incoherent part of the impurity's speed distribution gets sharply peaked at the critical momentum. The mass ratio is  $m_I/m_B = 1$  and we use a sharp UV cutoff  $\Lambda = 9.27/\xi$ .

To find the value of the critical momentum  $|\mathbf{P}_{\text{crit}}^{\text{dyn}}|$ , we fit the long-time tail of  $|S(t)|$  with a power-law,

$$|S(t)| = \text{const} \times t^{-\gamma}, \quad t \rightarrow \infty. \quad (49)$$

We do the fit over the time range  $80 \leq t/\xi c^{-1} \leq 90$  for all values of interactions available from our numerical simulation. The exponents  $\gamma$  of these fits are shown in Fig. 6(a) for various interaction strengths at a mass ratio  $m_I/m_B = 1$ . Then,  $|\mathbf{P}_{\text{crit}}^{\text{dyn}}|$  is identified as the momentum upon which the exponents become nonzero. We see that the critical momentum always corresponds to an initial velocity of the impurity, Eq. (47), that is above the speed of sound,

$$|\mathbf{v}_{\text{imp,crit}}(t_0)| = \frac{|\mathbf{P}_{\text{crit}}^{\text{dyn}}|}{m_I} \geq c. \quad (50)$$

The equality is only reached in the limit of vanishing impurity-boson interaction, and the value of  $|\mathbf{v}_{\text{imp,crit}}(t_0)|$  increases with the strength of the interaction.

Finally, we extrapolate our data for  $|S(t)|$  to find the value of  $|S(t_\infty)|$ , Eq. (44), for various initial impurity velocities by making use of the fitting formula (49). When the exponent  $\gamma$ , shown in Fig. 6(a), is zero,  $|S(t)|$  saturates to a finite value. When  $\gamma$  is nonzero,  $|S(t)|$  decays to zero. We illustrate this behavior in Fig. 6(b). We see that  $|S(t_\infty)|$  has a discontinuous drop to zero between adjacent data points as the initial impurity velocity crosses the value (50).

The discontinuous behavior of  $|S(t_\infty)|$  in the vicinity of  $|\mathbf{P}_{\text{crit}}^{\text{dyn}}|$  identifies a dynamical transition. At the same time,  $|S(t_\infty)|$  is determined by the FMGS quasiparticle residue  $Z$ , Eq. (44). We find in section IV that this residue has a discontinuity at  $|\mathbf{P}_{\text{crit}}|$  and therefore signals the subsonic-Cherenkov FMGS transition. A comparison between  $|\mathbf{P}_{\text{crit}}^{\text{dyn}}|$  and  $|\mathbf{P}_{\text{crit}}|$  is given in Fig. 1(a), where we plot critical points of the dynamical transition on top of the FMGS phase diagram. We see that the qualitative behavior of the critical line is the same for this dynamical transition compared to the FMGS, but quantitatively there is disagreement at stronger interactions. Per Eq. (44), however, we expect quantitative agreement of the transition line:

$$|\mathbf{P}_{\text{crit}}^{\text{dyn}}| = |\mathbf{P}_{\text{crit}}|. \quad (51)$$

The fact that our numerical data does not exactly fulfil Eq. (51) at strong interactions may be due in part to different UV cutoffs being used for FMGS simulations versus quench dynamics; a smaller cutoff was used in the former to ensure that the imaginary time dynamics saturated within the limitations of available computational resources. Another contribution to the quantitative discrepancy may arise from limitations of the coherent state ansatz; higher order correlations between phonon modes are not explicitly captured and these correlations could become more relevant at stronger interactions. Using a full Gaussian state ansatz which includes squeezing on top of the coherent state could improve the agreement between the critical lines.

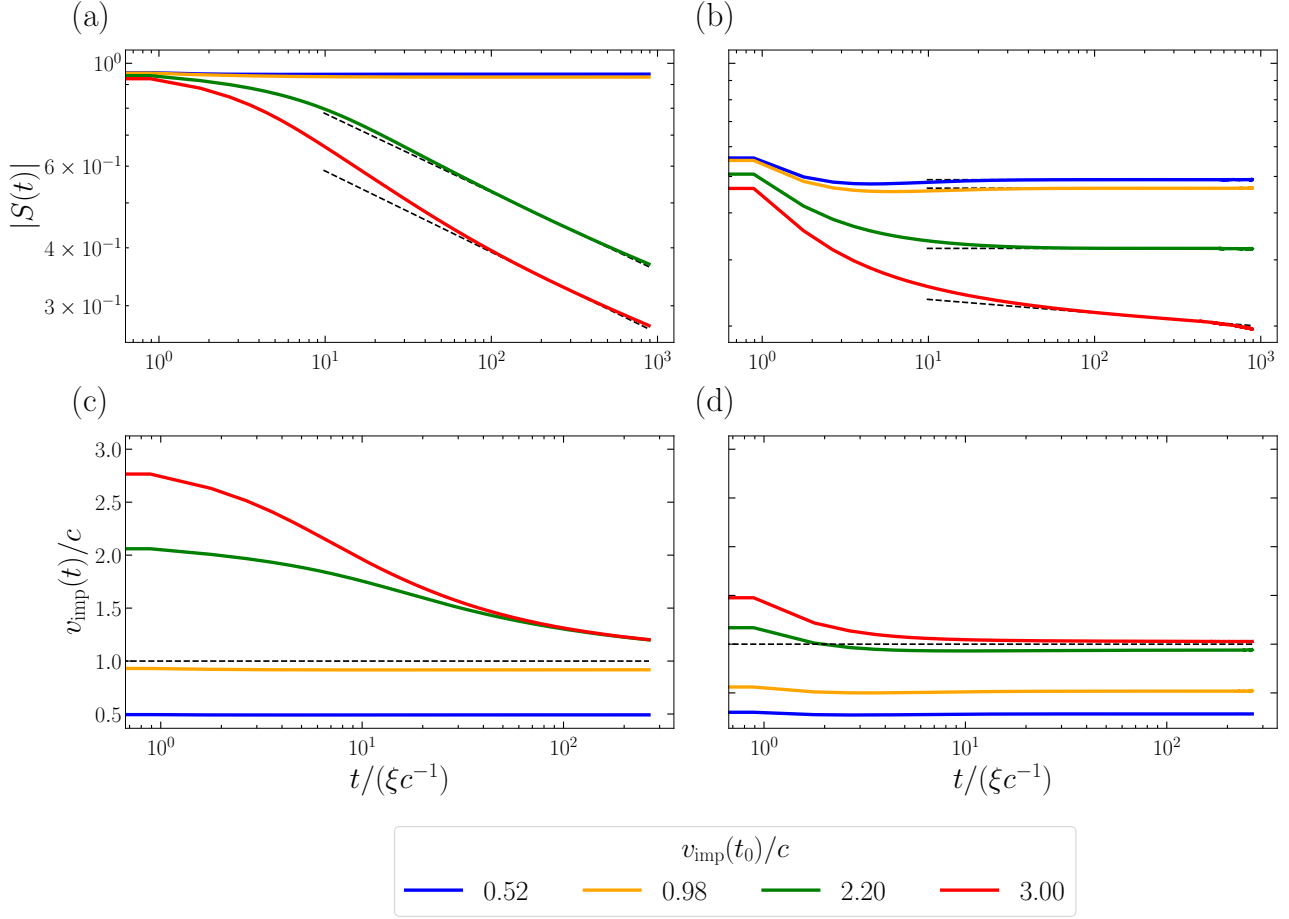


Figure 5. (a) Loschmidt echo at relatively weak interaction ( $a_{\text{IB}}^{-1} = -8.92/\xi$ ). Curves from the subsonic regime saturate to a finite value at long times. Curves in the Cherenkov regime decay to zero as a power-law at long times. (b) Loschmidt echo at strong interaction ( $a_{\text{IB}}^{-1} = -1.78/\xi$ ). Curves for sufficiently fast impurities also exhibit power-law decay. (c) Average speed of the impurity at relatively weak interaction ( $a_{\text{IB}}^{-1} = -8.92/\xi$ ). Curves from the subsonic regime saturate to different subsonic values at long times. Curves in the Cherenkov regime all approach the speed of sound at long times. (d) Average speed of the impurity at strong interaction ( $a_{\text{IB}}^{-1} = -1.78/\xi$ ). Curves approach the speed of sound for sufficiently fast impurities velocity. The mass ratio is  $m_I/m_B = 1$  and we use a sharp UV cutoff  $\Lambda = 13.91/\xi$ .

## B. Average Impurity Velocity

In this section, we examine the behaviour of the average impurity velocity

$$\mathbf{v}_{\text{imp}}(t) = \frac{\langle \hat{\mathbf{P}}_{\text{imp}}(t) \rangle}{m_I}. \quad (52)$$

in an effort to further understand the dynamical transition. Recall that the FMGS transition is characterized independently by a discontinuity in the quasiparticle residue, Fig. 4(b), and a discontinuity in the second derivative of the energy, Fig. 3(c). Naturally, the average FMGS impurity velocity, Eq. (46), has a cusp at a point where the second derivative of the energy is discontinuous. This cusp can equivalently be used as a signature of the transition. The FMGS transition and dynamical transition are connected through the equivalence of the

quasiparticle residue  $Z$  and the asymptotic behavior of the Loschmidt echo  $|S(t_\infty)|$ , Eq. (44). It is therefore natural to check whether there is a link between the FMGS impurity velocity and the asymptotic value

$$\mathbf{v}_{\text{imp}}(t_\infty) \equiv \lim_{t \rightarrow \infty} \mathbf{v}_{\text{imp}}(t) \quad (53)$$

of the average impurity velocity  $\mathbf{v}_{\text{imp}}(t)$  after a quench. Unlike Eq. (44), we do not have an analytic formula connecting  $\mathbf{v}_{\text{imp}}(t_\infty)$  and the FMGS impurity velocity, Eq. (46). Our numerical analysis suggests that

$$\mathbf{v}_{\text{imp}}(t_\infty) = \begin{cases} \text{constant} < c, & \text{if } |\mathbf{P}| \leq |\mathbf{P}_{\text{crit}}^{\text{dyn}}| \\ c, & \text{if } |\mathbf{P}| > |\mathbf{P}_{\text{crit}}^{\text{dyn}}| \end{cases} \quad (54)$$

which indicates that the asymptotic average impurity velocity witnesses the dynamical transition, just as the

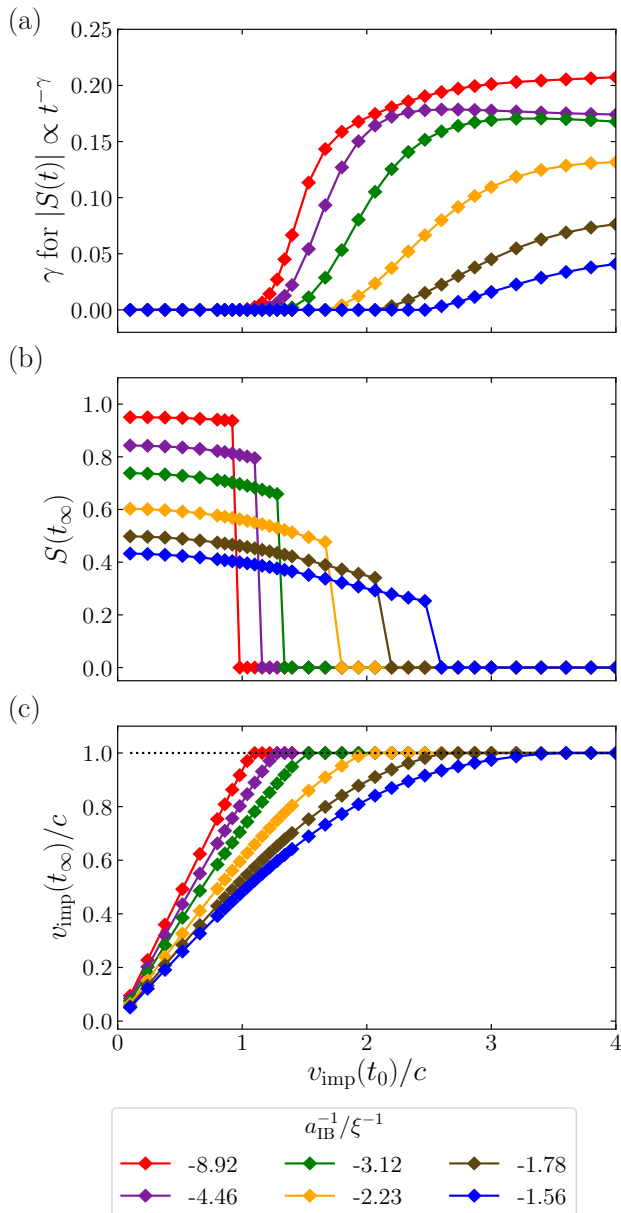


Figure 6. Asymptotic behavior of observables as a function of initial impurity velocity for mass ratio  $m_I/m_B = 1$ . Note that the initial impurity velocity corresponds to the total momentum of the system which is conserved. (a) Exponents characterizing long-time behavior of the Loschmidt echo. The power-law decays only develop beyond a critical momentum which depends on interaction strength. (b) Long-time value of the Loschmidt echo. The long-time dynamical overlap is nonzero followed by a discontinuous drop to zero with this drop happening later for stronger interactions. (c) Long-time behavior of the average speed of the impurity. The impurity ends up at the speed of sound after a large enough initial velocity. We use a sharp UV cutoff  $\Lambda = 13.91/\xi$ .

ground state impurity velocity witnesses the FMGS transition.

Our numerical analysis allowing the extrapolation of  $\mathbf{v}_{\text{imp}}(t_\infty)$  is similar to the analysis of the Loschmidt echo in Sec. V(a). Figures 5(c) and (d) illustrate the characteristic behavior of  $\mathbf{v}_{\text{imp}}(t)$  for different initial impurity velocities,  $\mathbf{v}_{\text{imp}}(t_0)$ , at weak and strong interactions, respectively. We see that the average impurity velocity decays to a subsonic value for smaller initial velocities, and decays towards the speed of sound for larger initial velocities. To find the asymptotic value of the impurity velocity,  $\mathbf{v}_{\text{imp}}(t_\infty)$ , we separately consider the case where the velocity,  $\mathbf{v}_{\text{imp}}(t)$  with a power-law, has saturated to a value below  $c$  in the simulated time window, and the case where it has not. In the former case, we take  $\mathbf{v}_{\text{imp}}(t_\infty)$  to be the average of the last few values of  $\mathbf{v}_{\text{imp}}(t)$ . In the latter case, we fit the long-time tail of  $\mathbf{v}_{\text{imp}}(t)$  with a power-law,

$$\mathbf{v}_{\text{imp}}(t) = c \times t^{-\gamma}, \quad t \rightarrow \infty. \quad (55)$$

We do the fit over the time range  $80 \leq t/(\xi c^{-1}) \leq 90$  for all values of interactions available from our numerical simulation.

The extrapolated values  $\mathbf{v}_{\text{imp}}(t_\infty)$  for various initial impurity velocities are shown in Fig. 6(c). We find that the final impurity velocity is monotonic; it increases with initial impurity velocity until some critical  $|\mathbf{v}_{\text{imp,crit}}(t_0)|$  after which it saturates to  $c$ . For weak interactions, this critical initial velocity is seen to be the same as the critical transition point of the Loschmidt echo, cf. Fig 6(b) and (c). For stronger interactions, however, there is a discrepancy in the critical initial velocities. We expect this discrepancy is due to the numerical difficulty of extrapolating  $\mathbf{v}_{\text{imp}}(t_\infty)$ .

## VI. CONCLUSION

In this paper, we detail the behavior of a quantum Cherenkov transition in systems of finite momentum Bose polarons, with the transition existing for all impurity-boson interaction strengths and mass ratios [1]. Experimentally, these systems are studied by immersing a dilute impurity gas in a BEC. We assume that the gases are trapped using a sufficiently large box trap, leading to a homogeneous BEC in the vicinity of the impurity. The FMGS transition can be detected via the width of the impurity's momentum distribution extracted from time-of-flight imaging of the impurity gas. The dynamical transition should similarly be visible through time-of-flight imaging at late times. The onset of a power-law decay in the Loschmidt echo, measured via RF spectroscopy or Ramsey interferometry, can also be used as a signature of the dynamical transition.

Ongoing experiments involving harmonically-trapped dilute fermions immersed in an oscillating BEC are investigating the appearance of Cherenkov physics [39]. A proper theoretical analysis of such protocols, where the gases are harmonically trapped and subject to external

forces, requires extending our formalism using the local-density approximation, which we present in a separate work [40].

## VII. ACKNOWLEDGMENTS

We thank Carsten Robens, Martin Zwierlein, Zoe Yan, Yiqi Ni, Richard Schmidt, and Achim Rosch for helpful discussions. This research was conducted with Government support under and awarded by DoD, Air Force Office of Scientific Research, National Defense Science and Engineering Graduate (NDSEG) Fellowship, 32 CFR 168a. F. G. acknowledges support by the Deutsche Forschungsgemeinschaft (DFG, German Research Foundation) under Germany's Excellence Strategy – EXC-2111 – 390814868. The work of M. B. Z. is supported by Grant No. ANR-16-CE91-0009-01 and CNRS grant PICS06738. E. D. acknowledges support by the Harvard-MIT Center of Ultracold Atoms, ARO grant number W911NF-20-1-0163, and NSF EAGER-QAC-QSA.

### Appendix A: Distribution Function Derivation

The distribution of total phonon momentum is:

$$n_{\text{ph,tot}}(\mathbf{p}) = \langle \Psi_{\text{coh}} | \delta(\hat{\mathbf{P}}_{\text{ph}} - \mathbf{p}) | \Psi_{\text{coh}} \rangle \quad (\text{A1})$$

$$= \langle \psi | \frac{1}{(2\pi)^3} \sum_{\mathbf{r}} e^{i\mathbf{r} \cdot (\hat{\mathbf{P}}_{\text{ph}} - \mathbf{p})} | \psi \rangle \quad (\text{A2})$$

$$= \frac{1}{(2\pi)^3} \sum_{\mathbf{r}} e^{-i\mathbf{p} \cdot \mathbf{r}} e^{\sum_{\mathbf{k}} |\beta_{\mathbf{k}}|^2 (e^{i\mathbf{k} \cdot \mathbf{r}} - 1)} \quad (\text{A3})$$

$$= \frac{1}{(2\pi)^3} \sum_{\mathbf{r}} e^{-i\mathbf{p} \cdot \mathbf{r}} e^{-N_{\text{ph}} + \sum_{\mathbf{k}} |\beta_{\mathbf{k}}|^2 e^{i\mathbf{k} \cdot \mathbf{r}}} \quad (\text{A4})$$

We can manipulate the expression into a more illuminating form as follows:

$$n(\mathbf{p}) = \frac{1}{(2\pi)^3} \sum_{\mathbf{r}} e^{-i\mathbf{p} \cdot \mathbf{r}} e^{-N_{\text{ph}} + \sum_{\mathbf{k}} |\beta_{\mathbf{k}}|^2 e^{i\mathbf{k} \cdot \mathbf{r}}} \quad (\text{A5})$$

$$= \frac{e^{-N_{\text{ph}}}}{(2\pi)^3} \sum_{\mathbf{r}} e^{-i\mathbf{p} \cdot \mathbf{r}} \left[ e^{\sum_{\mathbf{k}} |\beta_{\mathbf{k}}|^2 e^{i\mathbf{k} \cdot \mathbf{r}}} - 1 + 1 \right] \quad (\text{A6})$$

$$= e^{-N_{\text{ph}}} \frac{1}{(2\pi)^3} \sum_{\mathbf{r}} e^{-i\mathbf{p} \cdot \mathbf{r}} \quad (\text{A7})$$

$$+ \frac{e^{-N_{\text{ph}}}}{(2\pi)^3} \sum_{\mathbf{r}} e^{-i\mathbf{p} \cdot \mathbf{r}} \left[ e^{\sum_{\mathbf{k}} |\beta_{\mathbf{k}}|^2 e^{i\mathbf{k} \cdot \mathbf{r}}} - 1 \right] \quad (\text{A8})$$

$$= e^{-N_{\text{ph}}} \delta(\mathbf{p}) + \tilde{n}(\mathbf{p}) \quad (\text{A9})$$

where the weight of the first term  $e^{-N_{\text{ph}}}$  corresponds to how connected the system is to the free impurity and the second term

$$\tilde{n}(\mathbf{p}) \equiv \frac{e^{-N_{\text{ph}}}}{(2\pi)^3} \sum_{\mathbf{r}} e^{-i\mathbf{p} \cdot \mathbf{r}} \left[ e^{\sum_{\mathbf{k}} |\beta_{\mathbf{k}}|^2 e^{i\mathbf{k} \cdot \mathbf{r}}} - 1 \right] \quad (\text{A10})$$

corresponds to particle momenta distributed over an incoherent background. Now we want to derive the impurity's momentum distribution. Using  $\hat{\mathbf{P}} = \hat{\mathbf{P}}_{\text{ph}} + \hat{\mathbf{P}}_I$ , we have

$$n_I(\mathbf{p}) = \langle \psi | \delta(\hat{\mathbf{P}}_I - \mathbf{p}) | \psi \rangle \quad (\text{A11})$$

$$= \langle \psi | \delta(\hat{\mathbf{P}} - \hat{\mathbf{P}}_{\text{ph}} - \mathbf{p}) | \psi \rangle \quad (\text{A12})$$

$$= \langle \psi | \delta(\mathbf{P} - \hat{\mathbf{P}}_{\text{ph}} - \mathbf{p}) | \psi \rangle \quad (\text{A13})$$

$$= \langle \psi | \delta(\hat{\mathbf{P}}_{\text{ph}} - [\mathbf{P} - \mathbf{p}]) | \psi \rangle \quad (\text{A14})$$

$$= n_{\text{ph,tot}}(\mathbf{P} - \mathbf{p}). \quad (\text{A15})$$

In the third line we have replaced  $\hat{\mathbf{P}} \rightarrow \mathbf{P}$  as the total momentum  $\hat{\mathbf{P}}$  is fixed for a specific  $|\psi\rangle$ ; the Lee-Low-Pines frame block-diagonalizes by total momentum. We realize that the impurity's momentum distribution  $n_I(\mathbf{p})$  is given by the phonon momentum distribution  $n_{\text{ph,tot}}(\mathbf{p})$  with the domain of the phonon momentum function mapped from  $\mathbf{p} \rightarrow \mathbf{P} - \mathbf{p}$ .

### Appendix B: Asymptotic Loschmidt Echo Derivation

Consider a quench from the FMGS  $|0\rangle$  of the non-interacting state (associated with energy  $E_{\downarrow}$ ) to an interacting state with dynamics determined by Hamiltonian  $\hat{H}_{\uparrow}$ . Let  $\{|n_{\uparrow}\rangle; E_{\uparrow}^n\}$  be the eigenstates and energies of  $\hat{H}_{\uparrow}$ . The quasiparticle residue is defined as  $Z \equiv |\langle 0|0_{\uparrow}\rangle|^2$  and the Loschmidt echo of a state  $|\psi(t)\rangle$  after the quench is defined as  $S(t) \equiv e^{iE_{\downarrow}t} \langle 0|\psi(t)\rangle$ . Inserting the identity  $\hat{I} = \sum_n |n\rangle \langle n|$ , we have

$$S(t) = e^{iE_{\downarrow}t} \langle 0|\psi(t)\rangle \quad (\text{B1})$$

$$= e^{iE_{\downarrow}t} \langle 0|e^{-i\hat{H}_{\uparrow}t}|0\rangle \quad (\text{B2})$$

$$= e^{iE_{\downarrow}t} \sum_n e^{-iE_{\uparrow}^n t} |\langle 0|n_{\uparrow}\rangle|^2 \quad (\text{B3})$$

$$= e^{-i(E_{\uparrow}^0 - E_{\downarrow})t} Z \left( 1 + \frac{1}{Z} \sum_{n>0} e^{i(E_{\uparrow}^0 - E_{\uparrow}^n)t} |\langle 0|n_{\uparrow}\rangle|^2 \right) \quad (\text{B4})$$

$$= e^{-i\omega_{\uparrow\downarrow}^0 t} Z \left( 1 + \frac{1}{Z} \sum_{n>0} e^{i\omega_n t} |\langle 0|n_{\uparrow}\rangle|^2 \right) \quad (\text{B5})$$

where we have defined  $\omega_{\uparrow\downarrow}^0 \equiv E_{\uparrow}^0 - E_{\downarrow}$  and  $\omega_n \equiv E_{\uparrow}^0 - E_{\uparrow}^n$ . We then have

$$|S(t)| = Z \left( 1 + \frac{1}{Z} \sum_{n>0} e^{i\omega_n t} |\langle 0|n_{\uparrow}\rangle|^2 \right) \times \left( 1 + \frac{1}{Z} \sum_{n>0} e^{-i\omega_n t} |\langle 0|n_{\uparrow}\rangle|^2 \right) \quad (\text{B6})$$

We know that  $\omega_n < 0$  is a monotonic function of  $n$  and we can index the summation and eigenstates  $|n_{\uparrow}\rangle$  with

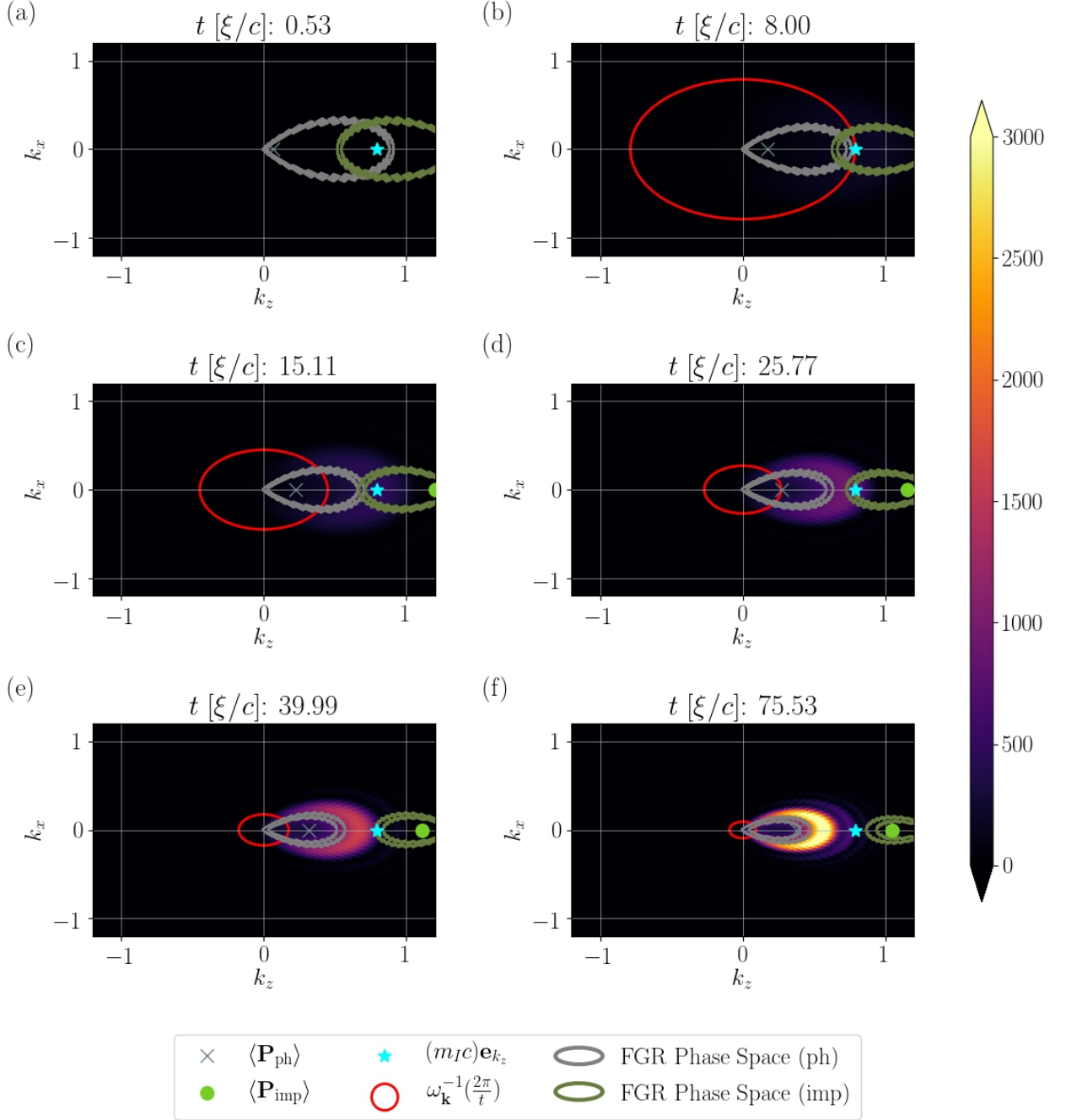


Figure 7. Mean phonon number distribution  $n_{\text{ph}}(\mathbf{k})$  at different times for a weakly interacting ( $a_{\text{IB}}^{-1} = -8.92/\xi$ ) and initially supersonic impurity ( $v_{\text{imp}}(t_0)/c = 1.8$ ). (a) Immediately after the quench we do not build up excitations as enough time hasn't passed. (b) & (c) We do not build excitations until enough time has passed to excite phonons in the phase space allowed by Fermi's golden rule (FGR). (d) - (f) We build up excitations exactly around this FGR phase space (which contracts over time as the impurity gets slower). The mass ratio is  $m_I/m_B = 1$  and we use a sharp UV cutoff  $\Lambda = 13.91/\xi$ .

it.

$$|S(t)| = Z \left( 1 + \frac{1}{Z} \sum_{\omega_n < 0} e^{i\omega_n t} f(\omega_n) \right) \quad (\text{B7})$$

$$\times \left( 1 + \frac{1}{Z} \sum_{\omega_n < 0} e^{-i\omega_n t} f(\omega_n) \right)$$

where  $f(\omega_n) \equiv |\langle 0|\omega_n \rangle|^2$ . By the Riemann-Lebesgue lemma, we have

$$\lim_{t \rightarrow \infty} \left| \sum_{\omega_n < 0} e^{i\omega_n t} f(\omega_n) \right| \rightarrow 0 \quad (\text{B8})$$

which immediately yields

$$\lim_{t \rightarrow \infty} |S(t)| = Z \quad (\text{B9})$$

and we see that the Loschmidt echo must asymptote to the quasiparticle residue at infinite time for all system conditions (initial momentum and interaction strengths).

### Appendix C: Comparison of Dynamics with Fermi's Golden Rule

As a check of our methods, we examine whether our variational wavefunction agrees with expectations from Fermi's golden rule physics at weak interactions. In Fig. 7, we plot the mean phonon number distribution  $n_{\text{ph,ind}}(\mathbf{k})$  at different times for a weakly interacting supersonic impurity; this check gives insight into the power-law decays that were discussed. The green dot (initially off-screen to the right at short times) is the average impurity momentum with the gray 'x' being the average total phonon momentum. The gray lobe in the plots corresponds to the phase space shell of phonons that can

be excited according to Fermi's golden rule (FGR) if we limit ourselves to the Fröhlich model. The green lobe corresponds to the accessible momentum shell that the impurity would scatter to after such an emission. The blue star gives a reference for the speed of sound; the impurity stays supersonic so its average impurity momentum is always larger than this. The region inside the blue circle corresponds to the part of phase space where phonons have energy corresponding to the linear part of their Bogoliubov spectrum ("linear excitations"). The region outside the red circle corresponds to the phonon excitations that are accessible to the system at a given time based on the timescale set by their energy. Longer wavelength phonons (closer to  $|\mathbf{k}| = 0$ ) become accessible at later times.

We see that we excite phonons around the FGR phase space lobe but only after enough time has passed to access those phonons; in the plots this corresponds to the portion of the gray lobe that is outside the red circle. As time elapses, the impurity slows down towards the speed of sound and the FGR phase space lobe therefore contracts; we thus see phonons excitations build up in the entire area swept out by the FGR lobe.

- 
- [1] K. Seetharam, Y. Shchadilova, F. Grusdt, M. B. Zvonarev, and E. Demler, "Dynamical quantum cherenkov transition of fast impurities in quantum liquids," (2021), arXiv:2101.00030 [cond-mat.quant-gas].
- [2] L. D. Landau, *Phys. Z. Sowjet.*, 664 (1933).
- [3] S. Pekar, *Zhurnal Eksperimentalnoi i Teoreticheskoi Fiziki* **16**, 335 (1946).
- [4] L. D. Landau and S. I. Pekar, *Zhurnal Eksperimentalnoi i Teoreticheskoi Fiziki* **18**, 419 (1948).
- [5] H. Fröhlich, *Advances in Physics* **3**, 325 (1954).
- [6] M. G. Skou, T. G. Skov, N. B. Jørgensen, K. K. Nielsen, A. Camacho-Guardian, T. Pohl, G. M. Bruun, and J. J. Arlt, *Nature Physics* (2021), 10.1038/s41567-021-01184-5.
- [7] L. Mathey, D.-W. Wang, W. Hofstetter, M. D. Lukin, and E. Demler, *Phys. Rev. Lett.* **93**, 120404 (2004), arXiv:quant-ph/0401151.
- [8] M.-G. Hu, M. J. Van de Graaff, D. Kedar, J. P. Corson, E. A. Cornell, and D. S. Jin, *Phys. Rev. Lett.* **117**, 055301 (2016), arXiv:1605.00729.
- [9] N. B. Jørgensen, L. Wacker, K. T. Skalmstang, M. M. Parish, J. Levinsen, R. S. Christensen, G. M. Bruun, and J. J. Arlt, *Phys. Rev. Lett.* **117**, 055302 (2016), arXiv:1604.07883.
- [10] Z. Z. Yan, Y. Ni, C. Robens, and M. W. Zwierlein, *Science* **368**, 190 (2020), arXiv:1904.02685.
- [11] Y. E. Shchadilova, R. Schmidt, F. Grusdt, and E. Demler, *Phys. Rev. Lett.* **117**, 113002 (2016), arXiv:1604.06469.
- [12] S. Van Loon, W. Casteels, and J. Tempere, *Phys. Rev. A* **98**, 063631 (2018), arXiv:1810.03933.
- [13] M. Drescher, M. Salmhofer, and T. Enss, *Phys. Rev. A* **99**, 023601 (2019), arXiv:1810.11296.
- [14] Y. E. Shchadilova, F. Grusdt, A. N. Rubtsov, and E. Demler, *Phys. Rev. A* **93**, 043606 (2016), arXiv:1410.5691.
- [15] A. Shashi, F. Grusdt, D. A. Abanin, and E. Demler, *Phys. Rev. A* **89**, 053617 (2014), arXiv:1401.0952.
- [16] S. P. Rath and R. Schmidt, *Phys. Rev. A* **88**, 053632 (2013), arXiv:1308.3457.
- [17] F. Grusdt, Y. E. Shchadilova, A. N. Rubtsov, and E. Demler, *Scientific Reports* **5**, 12124 (2015), arXiv:1410.2203.
- [18] F. Grusdt, G. E. Astrakharchik, and E. Demler, *New Journal of Physics* **19**, 103035 (2017), arXiv:1704.02606.
- [19] F. Grusdt, R. Schmidt, Y. E. Shchadilova, and E. Demler, *Phys. Rev. A* **96**, 013607 (2017), arXiv:1704.02605.
- [20] F. Grusdt, K. Seetharam, Y. Shchadilova, and E. Demler, *Phys. Rev. A* **97**, 033612 (2018), arXiv:1711.03478.
- [21] T. Lausch, A. Widera, and M. Fleischhauer, *Phys. Rev. A* **97**, 023621 (2018), arXiv:1708.09242.
- [22] K. K. Nielsen, L. A. P. Ardila, G. M. Bruun, and T. Pohl, *New Journal of Physics* **21**, 043014 (2019), arXiv:1806.09933.
- [23] N.-E. Guenther, P. Massignan, M. Lewenstein, and G. M. Bruun, *Phys. Rev. Lett.* **120**, 050405 (2018), arXiv:1708.08861.
- [24] J. Levinsen, M. M. Parish, R. S. Christensen, J. J. Arlt, and G. M. Bruun, *Phys. Rev. A* **96**, 063622 (2017), arXiv:1708.09172.
- [25] S. I. Mistakidis, G. C. Katsimiga, G. M. Koutentakis, T. Busch, and P. Schmelcher, *Phys. Rev. Lett.* **122**, 183001 (2019), arXiv:1811.10702.
- [26] S. I. Mistakidis, F. Grusdt, G. M. Koutentakis, and P. Schmelcher, *New Journal of Physics* **21**, 103026 (2019), arXiv:1907.06196.
- [27] D. Boyanovsky, D. Jasnow, X.-L. Wu, and R. C. Coalson, *Phys. Rev. A* **100**, 043617 (2019), arXiv:1907.08324.

- [28] L. A. Peña Ardila and S. Giorgini, *Phys. Rev. A* **92**, 033612 (2015), arXiv:1507.07427.
- [29] L. A. Peña Ardila, N. B. Jørgensen, T. Pohl, S. Giorgini, G. M. Bruun, and J. J. Arlt, *Phys. Rev. A* **99**, 063607 (2019), arXiv:1812.04609.
- [30] M. Drescher, M. Salmhofer, and T. Enss, *Phys. Rev. Research* **2**, 032011 (2020), arXiv:2003.01982.
- [31] I. Carusotto, S. X. Hu, L. A. Collins, and A. Smerzi, *Phys. Rev. Lett.* **97**, 260403 (2006), arXiv:cond-mat/0612114.
- [32] C. J. Mathy, M. B. Zvonarev, and E. Demler, *Nature Physics* **8**, 881 (2012), arXiv:1203.4819.
- [33] D. Dasenbrook and A. Komnik, *Phys. Rev. B* **87**, 094301 (2013), arXiv:1210.1466.
- [34] L. Pitaevskii and S. Stringari, *Bose-Einstein Condensation* (Oxford University Press, Oxford, 2003).
- [35] T. D. Lee, F. E. Low, and D. Pines, *Phys. Rev.* **90**, 297 (1953).
- [36] R. Schmidt and M. Lemeshko, *Phys. Rev. X* **6**, 011012 (2016), arXiv:1507.03987.
- [37] R. Jackiw and A. Kerman, *Physics Letters A* **71**, 158 (1979).
- [38] T. Shi, E. Demler, and J. Ignacio Cirac, *Annals of Physics* **390**, 245 (2018), arXiv:1707.05902.
- [39] C. Robens, “Dynamics and energetics of fermionic impurities in a Bose Einstein condensate,” , presented at Quantum 2021: Dynamics and local control of impurities in complex quantum environments, Institut Pascal, Paris, Sept. 17<sup>th</sup>, 2021.
- [40] K. Seetharam, F. Grusdt, and E. Demler, “Probing the effective mass and quantum cherenkov behavior of bose polarons,” (In preparation).