

PIX2SEQ: A LANGUAGE MODELING FRAMEWORK FOR OBJECT DETECTION

Ting Chen, Saurabh Saxena, Lala Li, David J. Fleet, Geoffrey Hinton
Google Research, Brain Team

ABSTRACT

This paper presents *Pix2Seq*, a simple and generic framework for object detection. Unlike existing approaches that explicitly integrate prior knowledge about the task, we simply cast object detection as a language modeling task conditioned on the observed pixel inputs. Object descriptions (e.g., bounding boxes and class labels) are expressed as sequences of discrete tokens, and we train a neural net to perceive the image and generate the desired sequence. Our approach is based mainly on the intuition that if a neural net knows about where and what the objects are, we just need to teach it how to read them out. Beyond the use of task-specific data augmentations, our approach makes minimal assumptions about the task, yet it achieves competitive results on the challenging COCO dataset, compared to highly specialized and well optimized detection algorithms.

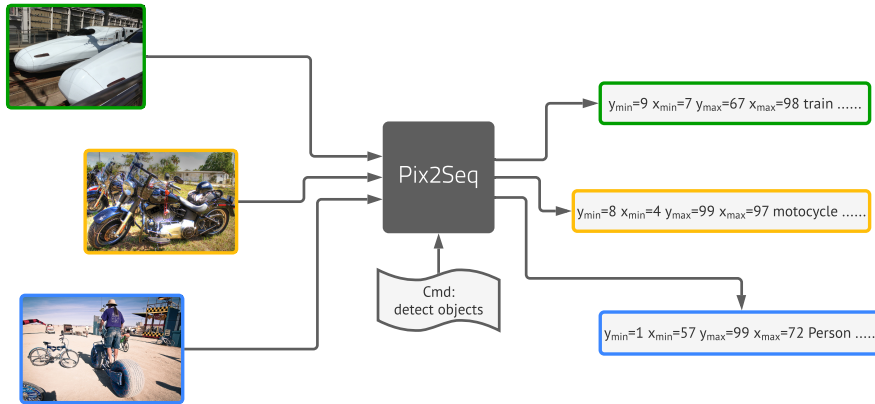


Figure 1: Illustration of Pix2Seq framework for object detection. The neural net perceives an image and generates a sequence of tokens that correspond to bounding boxes and class labels.

1 INTRODUCTION

Visual object detection systems aim to recognize and localize all objects of pre-defined categories in an image. The detected objects are typically described by a set of bounding boxes and associated class labels. Given the difficulty of the task, most existing methods, such as (Girshick, 2015; Ren et al., 2015; He et al., 2017; Lin et al., 2017b; Carion et al., 2020), are carefully designed and highly customized, with a significant amount of prior knowledge in the choice of architecture and loss function. For example, many architectures are tailored to the use of bounding boxes (e.g., with region proposals (Girshick, 2015; Ren et al., 2015) and RoI pooling (Girshick et al., 2014; He et al., 2017)). Others are tied to the use object queries for object binding (Carion et al., 2020). Loss functions are also often tailored to the use of bounding boxes, such as box regression (Szegedy et al., 2013; Lin et al., 2017b), set-based matching (Erhan et al., 2014; Carion et al., 2020), or incorporating specific performance metrics, like intersection-over-union on bounding boxes (Rezatofighi et al.,

Correspondence to: iamtingchen@google.com

2019). Although existing systems find applications in myriad domains, from self-driving cars (Sun et al., 2020), to medical image analysis (Jaeger et al., 2020), to agriculture (Sa et al., 2016), the specialization and complexity make them difficult to integrate into a larger system, or generalize to a much broader array of tasks associated with general intelligence.

This paper advocates a new approach, based on the intuition that if a neural net knows about where and what the objects are, we just need to teach it to read them out. And by learning to “describe” objects the model can learn to ground the “language” on pixel observations, leading to useful object representations. This is realized with our Pix2Seq framework. Given an image, our model produces a sequence of discrete tokens that correspond to object descriptions (e.g., object bounding boxes and class labels), reminiscent of an image captioning system (Vinyals et al., 2015b; Karpathy & Fei-Fei, 2015; Xu et al., 2015). In essence, we cast object detection as a language modeling task conditioned on pixel inputs, for which the model architecture and loss function are generic and relatively simple, without being engineered specifically for the detection task. As such, one can readily extend the framework to different domains or applications, or incorporate it into a perceptual system supporting general intelligence, for which it provides a language interface to a wide range of vision tasks.

To tackle the detection task with Pix2Seq, we first propose a quantization and serialization scheme that converts bounding boxes and class labels into a sequence of discrete tokens. We then leverage an encoder-decoder architecture for perceiving pixel inputs and generating the target sequence. The objective function is simply the maximum likelihood of tokens conditioned on pixel inputs and the preceding tokens. While both the architecture and loss function are task-agnostic (without assuming prior knowledge about object detection, e.g., bounding boxes), we can still incorporate task-specific prior knowledge with a sequence augmentation technique, proposed below, that alters both input and target sequences during training. Through extensive experimentation, we demonstrate that this simple Pix2Seq framework can achieve competitive results on the COCO dataset compared to highly customized, well established approaches, including Faster R-CNN (Ren et al., 2015) and DETR (Carion et al., 2020).

2 THE PIX2SEQ FRAMEWORK

In the proposed Pix2Seq framework we cast object detection as a language modeling task, conditioned on pixel inputs. As illustrated in Figure 1, the architecture and learning procedure for Pix2Seq have four major components (Figure 2):

- *Image Augmentation*: As is common in training computer vision models, we use image augmentations to enrich a fixed set of training examples (e.g., with random scaling and crops).
- *Sequence construction & augmentation*: As object annotations for an image are usually represented as a set of bounding boxes and class labels, we convert them into a *sequence* of discrete tokens.
- *Architecture*: We use an encoder-decoder model, where the encoder perceives pixel inputs, and the decoder generates the target sequence (one token at a time).
- *Objective/loss function*: The model is trained to maximize the log likelihood of tokens conditioned on the image and the preceding tokens (with a softmax cross-entropy loss).

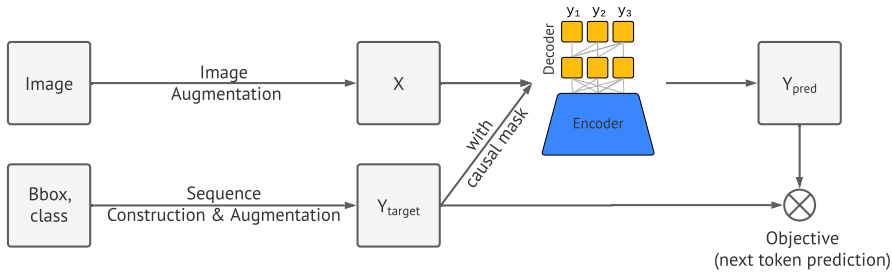


Figure 2: Major components of the Pix2Seq learning framework.

2.1 SEQUENCE CONSTRUCTION FROM OBJECT DESCRIPTIONS

In common object detection datasets, such as Pascal VOC (Everingham et al., 2010), COCO (Lin et al., 2014), and OpenImages (Kuznetsova et al., 2020), images have variable numbers of objects, represented as sets of bounding boxes and class labels. In Pix2Seq we express them as sequences of discrete tokens.

While class labels are naturally expressed as discrete tokens, bounding boxes are not. A bounding box is determined by two of its corner points (i.e. top-left and bottom-right), or by its center point plus height and width. We propose to discretize continuous numbers used to specify the x, y coordinates of corner points (similarly for height and width if the other box format is used). Specifically, an object is represented as a sequence of five discrete tokens, i.e. $[y_{\min}, x_{\min}, y_{\max}, x_{\max}, c]$, where each of the continuous corner coordinates is uniformly discretized into an integer between $[1, n_{\text{bins}}]$, and c is the class index. We use a shared vocabulary for all tokens, so the vocabulary size is equal to number of bins + number of classes. This quantization scheme for the bounding boxes allows us to use a small vocabulary while achieving high precision. For example, a 600×600 image requires only 600 bins to achieve zero quantization error. This is much smaller than modern language models with vocabularies sizes of 32K or higher (Radford et al., 2018; Devlin et al., 2018). The effect of different levels of quantization on the placement of bounding boxes is illustrated in Figure 3.

With each object description expressed as a short discrete sequence, we next need to serialize multiple object descriptions to form a single sequence for a given image. Since order of objects does not matter for the detection task per se, we use a random ordering strategy (randomizing the order objects each time an image is shown). We also explore other deterministic ordering strategies, but we hypothesize that random ordering will work just as well as any deterministic ordering, given a capable neural net and autoregressive modeling (where the net can learn to model the distribution of remaining objects conditioned on those observed).

Finally, because different images often have different numbers of objects, the generated sequences will have different lengths. To indicate the end of a sequence, we therefore incorporate an EOS token. The sequence construction process with different ordering strategies is illustrated in Figure 4.




Figure 3: Applying the proposed discretization of bounding box on an image of 480×640 . Only a quarter of the image is shown for better clarity. With a small number of bins, such as 500 bins (~ 1 pixel/bin), it achieves high precision even for small objects.



Figure 4: Examples of sequence construction with $n_{\text{bins}} = 1000$, and 0 is EOS token.

2.2 ARCHITECTURE, OBJECTIVE AND INFERENCE

Treating the sequences we construct from object descriptions as a “dialect”, we turn to generic architectures and objective functions that have been effective in language modeling.

Architecture We use an encoder-decoder architecture. The encoder can be a general image encoder that perceives pixels and encodes them into hidden representations, such as a ConvNet (LeCun et al., 1989; Krizhevsky et al., 2012; He et al., 2016), Transformer (Vaswani et al., 2017; Dosovitskiy et al., 2020), or their combination (Carion et al., 2020). For generation we use a Transformer decoder, widely used in modern language modeling (Radford et al., 2018; Raffel et al., 2019). It generates one token at a time, conditioned on the preceding tokens and the encoded image representation. This removes the complexity and customization in architectures of modern object detectors, e.g., bounding box proposal and regression, since tokens are generated from a single vocabulary with a softmax.

Objective Similar to language modeling, Pix2Seq is trained to predict tokens, given an image and preceding tokens, with a maximum likelihood loss, i.e.,

$$\text{maximize } \sum_{j=1}^L \mathbf{w}_j \log P(\tilde{\mathbf{y}}_j | \mathbf{x}, \mathbf{y}_{1:j-1}), \quad (1)$$

where \mathbf{x} is a given image, \mathbf{y} and $\tilde{\mathbf{y}}$ are associated input and target sequences, respectively, and L is the target sequence length. In standard language modeling, \mathbf{y} and $\tilde{\mathbf{y}}$ are the same. Also, \mathbf{w}_j is a pre-assigned weight for j -th token in the sequence. We set $\mathbf{w}_j = 1, \forall j$, however it would be possible to weight tokens by their types (e.g., coordinate vs class tokens), or by the size of the corresponding object.

Inference At inference time, we sample tokens from model likelihood, i.e., $P(\mathbf{y}_j | \mathbf{x}, \mathbf{y}_{1:j-1})$. This can be done by either taking the token with largest likelihood (arg max sampling), or using other stochastic sampling techniques. We find that using nucleus sampling (Holtzman et al., 2019) leads to higher recall than arg max sampling (Appendix B). The sequence ends when the EOS token is generated. Once the sequence is generated, it is straight-forward to extract and de-quantize the object descriptions (i.e., obtaining the predicted bounding boxes and class labels).

2.3 SEQUENCE AUGMENTATION TO INTEGRATE TASK PRIORS

The EOS token allows the model to decide when to terminate generation, but in practice we find that the model tends to finish without predicting all objects. This is likely due to 1) annotation noise (e.g., where annotators did not identify all the objects), and 2) uncertainty in recognizing or localizing some objects. Since recall and precision are both important for object detection, a model cannot achieve strong overall performance (e.g., average precision) without good recall. To encourage higher recall rates, one trick is to delay the sampling of the EOS token by artificially decreasing its likelihood. However, this often leads to noisy and duplicated predictions.

In part, this difficult trade-off between precision and recall is a consequence of our model being task agnostic, unaware of the detection task per se. To mitigate the problem we simply introduce a sequence augmentation technique, thereby incorporating prior knowledge about the task. The target sequence $\tilde{\mathbf{y}}$ in conventional autoregressive language modeling (i.e., with no sequence augmentation) is the same as the input sequence \mathbf{y} . And all tokens in a sequence are real (e.g., converted from human annotations). With sequence augmentation, we instead augment input sequences during training to include both real and synthetic noise tokens. We also modify target sequences so that the model can learn to identify the noise tokens rather than mimic them. This improves the robustness of the model against noisy and duplicated predictions (particularly when the EOS token is delayed to increase recall). The modifications introduced by sequence augmentation are illustrated in Figure 5, and detailed below.

Altered sequence construction We first create *synthetic noise objects* to augment input sequences in the following two ways: 1) adding noise to existing ground-truth objects (e.g., random scaling or shifting their bounding boxes), and 2) generating completely random boxes (with randomly associated class labels). It is worth noting that some of these noise objects may be identical to, or overlapping

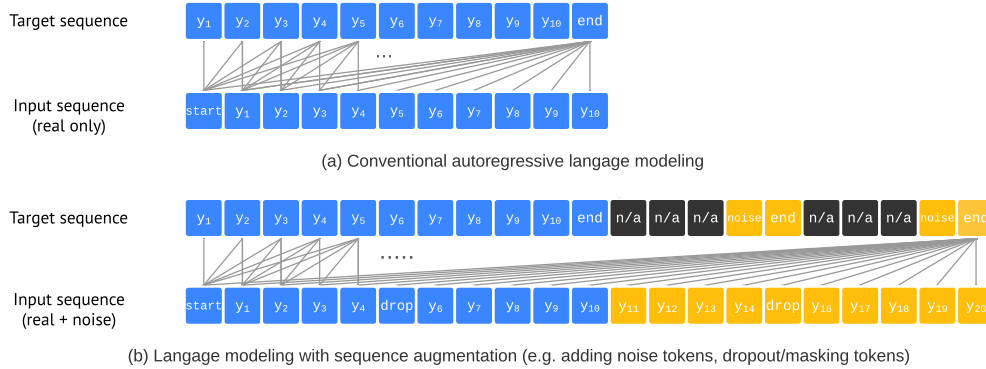


Figure 5: Illustration of language modeling with / without sequence augmentation. With sequence augmentation, input tokens are constructed to include both real objects (blue) and synthetic noise objects (orange). We also randomly dropout the class input tokens. For the noise objects, the model is trained to identify them as the “noise” class, and we set the loss weight of “n/a” tokens (corresponding to coordinates of noise objects) to zero since we do not want the model to mimic them.

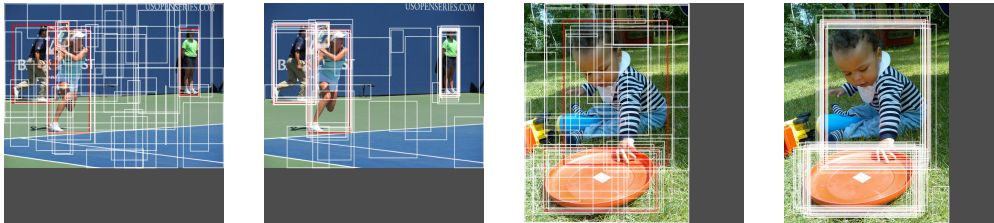


Figure 6: Illustrations of randomly sampled noise objects (in white), vs. ground-truth objects (in red).

with, some of the ground-truth objects, simulating noisy and duplicated predictions, as demonstrated in Figure 6. After noise objects are synthesised and discretized, we then append them in the end of the original input sequence. As for the target sequence, we set the target tokens of noise objects to “noise” class (not belonging to any of the ground-truth class labels), and the coordinate tokens of noise objects to “n/a”, whose loss weights are set to zero, i.e., setting $w_j = \mathbb{1}_{[\tilde{y}_j \neq \text{“n/a”}]}$ in Eq 1.

Altered inference With sequence augmentation, we are able to substantially delay the EOS token, improving recall without increasing the frequency of noisy and duplicated predictions. Thus, we let the model predict to a maximum length, yielding a fixed-sized list of objects. When we extract the list of bounding boxes and class labels from the generated sequences, we replace the “noise” class label with a real class label that has the highest likelihood among all real class labels. We use the likelihood of the selected class token as a (ranking) score for the object.

3 EXPERIMENTS

3.1 EXPERIMENTAL SETUP

We evaluate the proposed method on the MS-COCO 2017 detection dataset (Lin et al., 2014), containing 118k training images and 5k validation images. To compare with DETR and Faster R-CNN, we report average precision (AP), an integral metric over multiple thresholds, on validation set at the last training epoch. For baseline architectures, we follow (Carion et al., 2020) using a ResNet backbone (He et al., 2016), followed by 6 layers of transformer encoder and 6 layers of (causal) transformer decoder (Vaswani et al., 2017). The main dimension of transformer is set to 256 with 8 attention heads, and the dimension of the feed-forward network is set to 1024. We use the stochastic depth (Huang et al., 2016) with a rate of 10% to reduce overfitting. Per (Carion et al.,

Table 1: Comparison of average precision, over multiple thresholds and object sizes, on COCO validation set. Each section compares different methods of the similar ResNet “backbone”. Our models achieve competitive results to both Faster R-CNN and DETR baselines.

Method	Backbone	#params	AP	AP ₅₀	AP ₇₅	AP _S	AP _M	AP _L
Faster R-CNN	R50-FPN	42M	40.2	61.0	43.8	24.2	43.5	52.0
Faster R-CNN+	R50-FPN	42M	42.0	62.1	45.5	26.6	45.4	53.4
DETR	R50	41M	42.0	62.4	44.2	20.5	45.8	61.1
Pix2seq (Ours)	R50	37M	43.0	61.0	45.6	25.1	46.9	59.4
Faster R-CNN	R101-FPN	60M	42.0	62.5	45.9	25.2	45.6	54.6
Faster R-CNN+	R101-FPN	60M	44.0	63.9	47.8	27.2	48.1	56.0
DETR	R101	60M	43.5	63.8	46.4	21.9	48.0	61.8
Pix2seq (Ours)	R101	56M	44.5	62.8	47.5	26.0	48.2	60.3
Faster R-CNN	R50-DC5	166M	39.0	60.5	42.3	21.4	43.5	52.5
Faster R-CNN+	R50-DC5	166M	41.1	61.4	44.3	22.9	45.9	55.0
DETR	R50-DC5	41M	43.3	63.1	45.9	22.5	47.3	61.1
Pix2seq (Ours)	R50-DC5	38M	43.2	61.0	46.1	26.6	47.0	58.6
DETR	R101-DC5	60M	44.9	64.7	47.7	23.7	49.5	62.3
Pix2seq (Ours)	R101-DC5	57M	45.0	63.2	48.6	28.2	48.9	60.4

2020), we also experiment with the DC5 variant of ResNet (Li et al., 2017), which increases the resolution of its output feature map by a factor of two.¹

For image augmentation during training, we perform scale jittering with random crops (Ghiasi et al., 2021; Wu et al., 2019). We resize images (with a fixed aspect ratio) so the longer side is 1333 pixels. Following (Howard, 2013; Chen et al., 2020a;b), we also use color distortion with a strength of 0.5. For sequence construction, we use 2000 quantization bins, and we randomize the order of objects every time an image is shown. We append noise objects to real objects such that each image contains 100 objects in total, and hence a sequence length of 500. We also apply dropout (Hinton et al., 2012) to the class tokens in the input sequence with probability 0.5.

We train the entire network from scratch² for 300 epochs with a batch size of 128. For each image in a mini-batch, we perform two independent augmentations, similar to (Hoffer et al., 2020), resulting in a 256 effective batch size, which we find helpful to reduce overfitting. We use AdamW optimizer (Kingma & Ba, 2014; Loshchilov & Hutter, 2018) with a learning rate of 0.003 and weight decay of 0.05. We use a learning rate warmup for 10 epochs and then linearly decay the learning rate over the course of training. For ablations, we use a ResNet-101 backbone with a smaller image size (the longer side is 640), and we only train for 200 epochs to lower the computation cost.

3.2 MAIN COMPARISONS

We mainly compare with two widely recognized baselines: DETR and Faster R-CNN. DETR and our model have comparable architectures, but our Transformer decoder does not require learned “object queries” or separated heads for box regression and classification, since our model generates different types of tokens (e.g., coordinate and class tokens) with a single softmax. Faster R-CNN is a well established method, with optimized architectures such as feature-pyramid networks (FPN) (Lin et al., 2017a). Faster R-CNN is typically trained in fewer epochs than DETR or our model, likely because it explicitly incorporates prior knowledge of the task in the architecture itself. Thus we also include an improved Faster R-CNN baseline, denoted as Faster R-CNN+, from (Carion et al., 2020), where Faster R-CNN models are trained with the GIoU loss (Rezatofghi et al., 2019), train-time random crop augmentations, and the long $9\times$ training schedule.

Results are shown in Table 1, where each section compares different methods of the same ResNet “backbone”. Overall, Pix2Seq achieves competitive results to both baselines. Our model performs

¹Adding a dilation to the last ResNet stage and removing the stride from the first convolution of that stage.

²Preliminary experiments do not show a significant advantage of pre-trained ResNets using supervised or self-supervised methods (He et al., 2019; Chen et al., 2020a;b; He et al., 2020), but we believe that proper pretraining would be beneficial.

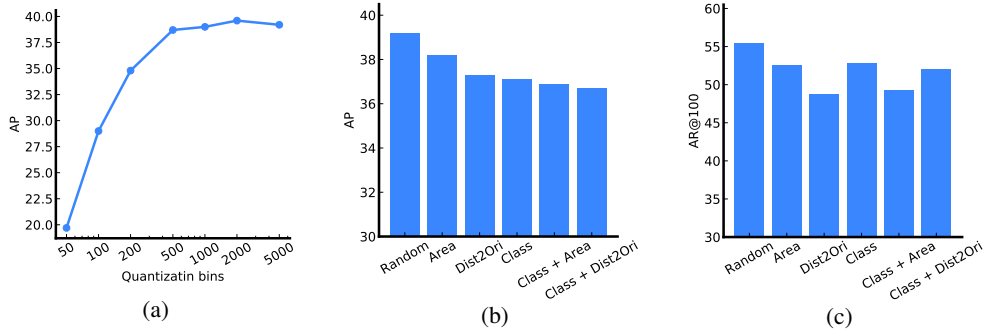


Figure 7: Ablations on sequence construction. (a) Quantization bins vs. performance. (b) and (c) show AP and AR@100 for different object ordering strategies.

comparably to Faster R-CNN on small and medium objects, but better on larger objects. Compared with DETR, our model performs comparably or slightly worse on large and medium objects, but substantially better (4-5 AP) on small objects.

3.3 ABLATION ON SEQUENCE CONSTRUCTION

Figure 7a explores the effect of coordinate quantization on performance. For this ablation we consider images the longest size of which is 640 pixels. The plot indicates that quantization to 500 bins or more is sufficient; with 500 bins there are approximately 1.3 pixels per bin, which does not introduce significant approximation error. Indeed, as long as one has as many bins as the number of pixels (along the longest side of the image) there should be no significant error due to quantization of the bounding box coordinates.

We also consider different object ordering strategies in sequence construction during training. These include 1) random, 2) area (i.e., descending object size), 3) dist2ori (i.e., the distance of top-left corner of the bounding box to the origin), 4) class (name), 5) class + area (i.e., the objects are first ordered by their class, and if there are multiple objects of the same class, they are ordered by area), and 6) class + dist2ori. Figure 7b shows average precision (AP) and Figure 7c shows average recall (AR) at the top-100 predictions. Both in terms of precision and recall, the random ordering yields the best performance. We conjecture that with deterministic ordering, it may be difficult for the model to recover from mistakes of missing objects made earlier on, while with random ordering it would still be possible to retrieve them later.

3.4 ABLATION ON AUGMENTATIONS

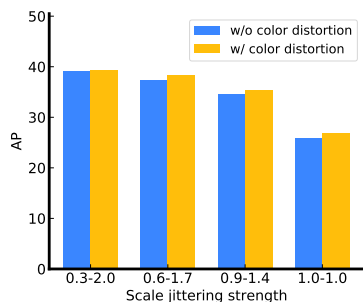
Since the main image augmentation used is scale jittering (Ghiasi et al., 2021; Wu et al., 2019), we compare different scale jittering strengths (with 1:1 it is equivalent to no scale jitter). Figure 8a shows that without proper scale jittering, the model overfits significantly (i.e., poor validation AP but high training AP). It is expected that strong image augmentation is particularly helpful here, as the Pix2Seq framework makes minimal assumptions about the task.

We also study model performance when trained with and without sequence augmentation.³ For the model trained without sequence augmentation, we tune the offset of the EOS token likelihood during the inference, to allow the model to make more predictions, which leads to a spectrum of recall rates. As shown in Figure 8b, without sequence augmentation, the model suffer from significant AP drop when the AR is increased. With sequence augmentation, the model is able to reject noisy and duplicated predictions, achieving both high recall and precision.

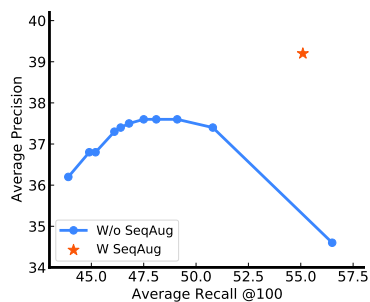
3.5 VISUALIZATION OF DECODER’S CROSS ATTENTION MAP

When generating a new token, the transformer decoder uses self attention over the preceding tokens and cross attention over the encoded visual feature map. Here we would like to visualize the cross

³We keep dropout of class tokens in either cases as it has a smaller effect.



(a) Effects of image scale augmentation.



(b) Effects of sequence augmentation.

Figure 8: (a) Image augmentation is important at preventing overfitting (1.0-1.0 means no scale augmentation and images are always shown entirely at maximum size). (b) Without sequence augmentation, delaying EOS tokens can lead to higher recall but lower precision, while with sequence augmentation (i.e. injecting noise tokens) it achieves both high recall and high precision.




Figure 9: Decoder’s cross attention to visual feature map when predicting the first 5 objects. (b) The attention is diverse when selecting the first token of the object, then quickly concentrates on the object. (c) Overlay of the cross attention (when predicting the class token) on the original image.

attention (averaged over layers and heads) as the model predicts a new token. Figure 9 shows cross attention maps as the first few tokens are generated. One can see that the attention is very diverse when predicting the first coordinate token (i.e. y_{\min}), but then quickly concentrates and fixates on the object.

We further explore the model’s ability to *pay attention to a pointed region* specified via coordinates. We divide an image evenly into an $N \times N$ grid of rectangular regions, each specified by a sequence of coordinates for its bounding box. We then visualize the decoder’s cross attention to visual feature map after reading the sequence of coordinates for each region, i.e., $[y_{\min}, x_{\min}, y_{\max}, x_{\max}]$. We shuffle the pixels in the image to remove distraction from existing objects, and remove 2% of the top attentions for clarity. Interestingly, as shown in Figure 10, it seems the model can pay attention to the specified region at different scales.

4 RELATED WORK

Object detection. Existing object detection algorithms incorporate explicit prior knowledge about the task in their choice of architecture and loss function. To predict a set of bounding boxes, architectures of modern detectors are specifically designed to produce a large set of proposals (Girshick, 2015; Ren et al., 2015; Cai & Vasconcelos, 2018), anchors (Lin et al., 2017b), or window centers (Tian et al., 2019; Zhou et al., 2019). Non-maximum suppression (Bodla et al., 2017) is often required to prevent duplicate predictions. While DETR (Carion et al., 2020) avoids sophisticated bounding box proposals and non-maximum suppression, it still requires a set of learned “object queries”, specially

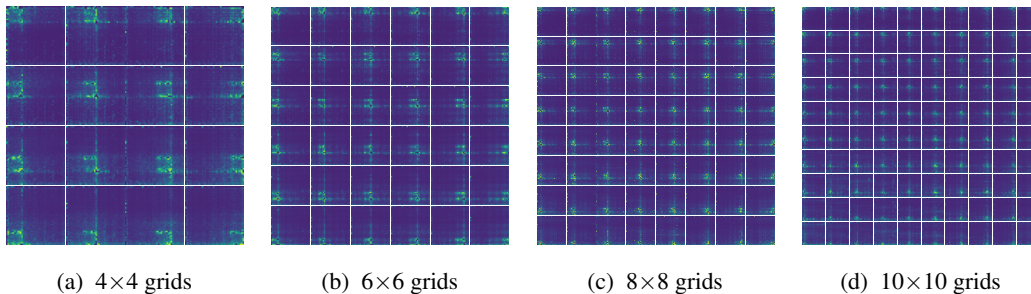


Figure 10: Each grid is a visualization of decoder’s attention after reading a small sequence of coordinates, i.e., $[y_{\min}, x_{\min}, y_{\max}, x_{\max}]$. Visualization is done for grids of different sizes. The network learns to pay attention to pointed region at different scales.

for object binding. These detectors all require sub-networks separately for regressing bounding boxes and class labels. Pix2Seq avoids such complexities by having a generic image encoder and sequence decoder, with a single softmax for producing coordinate tokens and class labels.

Beyond architectures, the loss functions of existing detectors are also highly tailored for matching bounding boxes. For example, loss function is often based on bounding box regression (Szegedy et al., 2013; Lin et al., 2017b), intersection over union (Rezatofighi et al., 2019), and set-based matching (Erhan et al., 2014; Liu et al., 2016; Redmon et al., 2016; Stewart et al., 2016; Carion et al., 2020). Pix2Seq avoids specialized losses, showing that a straightforward maximum likelihood objective with softmax cross entropy can work well.

Our work is also related to recurrent models in object detection (Stewart et al., 2016; Park & Berg, 2015; Romera-Paredes & Torr, 2016; Salvador et al., 2017; Ren & Zemel, 2017), in which the system learns to predict one object at a time. As above, both architecture and loss functions in these approaches are often tailored to the detection task. Furthermore, these approaches are not based on Transformers, and have not been evaluated against modern baselines on larger datasets.

Language modeling. Our work is inspired by recent success of modern language modeling (Radford et al., 2019; Raffel et al., 2019; Brown et al., 2020). Although originally intended for natural languages, the underlying methodology has been shown capable of modeling various sequential data, such as machine translation (Sutskever et al., 2014; Bahdanau et al., 2014), image captioning (Vinyals et al., 2015b; Karpathy & Fei-Fei, 2015; Xu et al., 2015), and many others (Vinyals et al., 2015a; Huang et al., 2018; Ramesh et al., 2021; Chen et al., 2021). Our work enriches this portfolio and shows that is works for even non-sequential data (by turning a set of objects into a sequence of tokens). We augment both input and target sequences for our model to incorporate task-specific prior knowledge; similar sequence corruption scheme have been used in language models (Devlin et al., 2018; Clark et al., 2020), and bear some similarity to noise-contrastive learning (Gutmann & Hyvärinen, 2010) and the discriminator in GANs (Goodfellow et al., 2014).

5 CONCLUSION AND FUTURE WORK

This paper introduces Pix2Seq, a simple yet generic framework for object detection. By casting object detection as a language modeling task, our approach largely simplifies the detection pipeline, removing most of the specialization in modern detection algorithms. While it achieves competitive results against well established baselines on the challenging COCO dataset, both architecture and training procedure can still be optimized to improve its performance.

We believe that the proposed Pix2Seq framework not only works for object detection, but can also be applied to other vision tasks that produce low-bandwidth output, where the output can be expressed as a relatively concise sequence of discrete tokens (e.g., keypoint detection, image captioning, visual question answering). To this end, we hope to extend Pix2Seq as a generic and unified interface for solving a large variety of vision tasks. Furthermore, the current approach for training Pix2Seq is entirely based on human annotation, and we would like to reduce such dependence, allowing the model to also benefit from more unlabeled data.

ACKNOWLEDGEMENTS

We thank Mohammad Norouzi, Simon Kornblith, Tsung-Yi Lin, Allan Jabri, and Kevin Swersky for the helpful discussions.

REFERENCES

- Dzmitry Bahdanau, Kyunghyun Cho, and Yoshua Bengio. Neural machine translation by jointly learning to align and translate. *arXiv preprint arXiv:1409.0473*, 2014.
- Navaneeth Bodla, Bharat Singh, Rama Chellappa, and Larry S Davis. Soft-nms—improving object detection with one line of code. In *Proceedings of the IEEE International Conference on Computer Vision*, pp. 5561–5569, 2017.
- Tom B Brown, Benjamin Mann, Nick Ryder, Melanie Subbiah, Jared Kaplan, Prafulla Dhariwal, Arvind Neelakantan, Pranav Shyam, Girish Sastry, Amanda Askell, et al. Language models are few-shot learners. *arXiv preprint arXiv:2005.14165*, 2020.
- Zhaowei Cai and Nuno Vasconcelos. Cascade r-cnn: Delving into high quality object detection. In *Proceedings of the IEEE Conference on Computer Vision and Pattern Recognition*, pp. 6154–6162, 2018.
- Nicolas Carion, Francisco Massa, Gabriel Synnaeve, Nicolas Usunier, Alexander Kirillov, and Sergey Zagoruyko. End-to-end object detection with transformers. In *European Conference on Computer Vision*, pp. 213–229. Springer, 2020.
- Lili Chen, Kevin Lu, Aravind Rajeswaran, Kimin Lee, Aditya Grover, Michael Laskin, Pieter Abbeel, Aravind Srinivas, and Igor Mordatch. Decision transformer: Reinforcement learning via sequence modeling. *arXiv preprint arXiv:2106.01345*, 2021.
- Ting Chen, Simon Kornblith, Mohammad Norouzi, and Geoffrey Hinton. A simple framework for contrastive learning of visual representations. In *International Conference on Machine Learning*, pp. 1597–1607. PMLR, 2020a.
- Ting Chen, Simon Kornblith, Kevin Swersky, Mohammad Norouzi, and Geoffrey E Hinton. Big self-supervised models are strong semi-supervised learners. *Advances in Neural Information Processing Systems*, 33: 22243–22255, 2020b.
- Kevin Clark, Minh-Thang Luong, Quoc V. Le, and Christopher D. Manning. ELECTRA: Pre-training text encoders as discriminators rather than generators. In *ICLR*, 2020.
- Jacob Devlin, Ming-Wei Chang, Kenton Lee, and Kristina Toutanova. Bert: Pre-training of deep bidirectional transformers for language understanding. *arXiv preprint arXiv:1810.04805*, 2018.
- Alexey Dosovitskiy, Lucas Beyer, Alexander Kolesnikov, Dirk Weissenborn, Xiaohua Zhai, Thomas Unterthiner, Mostafa Dehghani, Matthias Minderer, Georg Heigold, Sylvain Gelly, et al. An image is worth 16x16 words: Transformers for image recognition at scale. In *International Conference on Learning Representations*, 2020.
- Dumitru Erhan, Christian Szegedy, Alexander Toshev, and Dragomir Anguelov. Scalable object detection using deep neural networks. In *Proceedings of the IEEE Conference on Computer Vision and Pattern Recognition*, pp. 2147–2154, 2014.
- M. Everingham, L. Van Gool, C. K. I. Williams, J. Winn, and A. Zisserman. The pascal visual object classes (voc) challenge. *International Journal of Computer Vision*, 88(2):303–338, June 2010.
- Golnaz Ghiasi, Yin Cui, Aravind Srinivas, Rui Qian, Tsung-Yi Lin, Ekin D Cubuk, Quoc V Le, and Barret Zoph. Simple copy-paste is a strong data augmentation method for instance segmentation. In *Proceedings of the IEEE/CVF Conference on Computer Vision and Pattern Recognition*, pp. 2918–2928, 2021.
- Ross Girshick. Fast r-cnn. In *Proceedings of the IEEE International Conference on Computer Vision*, pp. 1440–1448, 2015.
- Ross Girshick, Jeff Donahue, Trevor Darrell, and Jitendra Malik. Rich feature hierarchies for accurate object detection and semantic segmentation. In *Proceedings of the IEEE Conference on Computer Vision and Pattern Recognition*, pp. 580–587, 2014.
- Ian Goodfellow, Jean Pouget-Abadie, Mehdi Mirza, Bing Xu, David Warde-Farley, Sherjil Ozair, Aaron Courville, and Yoshua Bengio. Generative adversarial nets. *Advances in Neural Information Processing Systems*, 27, 2014.

-
- Michael Gutmann and Aapo Hyvärinen. Noise-contrastive estimation: A new estimation principle for unnormalized statistical models. In *Proceedings of the thirteenth International Conference on artificial intelligence and statistics*, pp. 297–304. JMLR Workshop and Conference Proceedings, 2010.
- Kaiming He, Xiangyu Zhang, Shaoqing Ren, and Jian Sun. Deep residual learning for image recognition. In *Proceedings of the IEEE Conference on Computer Vision and Pattern Recognition*, pp. 770–778, 2016.
- Kaiming He, Georgia Gkioxari, Piotr Dollár, and Ross Girshick. Mask r-cnn. In *Proceedings of the IEEE International Conference on Computer Vision*, pp. 2961–2969, 2017.
- Kaiming He, Ross Girshick, and Piotr Dollár. Rethinking imagenet pre-training. In *Proceedings of the IEEE/CVF International Conference on Computer Vision*, pp. 4918–4927, 2019.
- Kaiming He, Haoqi Fan, Yuxin Wu, Saining Xie, and Ross Girshick. Momentum contrast for unsupervised visual representation learning. In *Proceedings of the IEEE/CVF Conference on Computer Vision and Pattern Recognition*, pp. 9729–9738, 2020.
- Geoffrey E Hinton, Nitish Srivastava, Alex Krizhevsky, Ilya Sutskever, and Ruslan R Salakhutdinov. Improving neural networks by preventing co-adaptation of feature detectors. *arXiv preprint arXiv:1207.0580*, 2012.
- Elad Hoffer, Tal Ben-Nun, Itay Hubara, Niv Giladi, Torsten Hoefer, and Daniel Soudry. Augment your batch: Improving generalization through instance repetition. In *Proceedings of the IEEE/CVF Conference on Computer Vision and Pattern Recognition*, pp. 8129–8138, 2020.
- Ari Holtzman, Jan Buys, Li Du, Maxwell Forbes, and Yejin Choi. The curious case of neural text degeneration. *arXiv preprint arXiv:1904.09751*, 2019.
- Andrew G Howard. Some improvements on deep convolutional neural network based image classification. *arXiv preprint arXiv:1312.5402*, 2013.
- Cheng-Zhi Anna Huang, Ashish Vaswani, Jakob Uszkoreit, Noam Shazeer, Ian Simon, Curtis Hawthorne, Andrew M Dai, Matthew D Hoffman, Monica Dinulescu, and Douglas Eck. Music transformer. *arXiv preprint arXiv:1809.04281*, 2018.
- Gao Huang, Yu Sun, Zhuang Liu, Daniel Sedra, and Kilian Q Weinberger. Deep networks with stochastic depth. In *European Conference on Computer Vision*, pp. 646–661. Springer, 2016.
- Paul F Jaeger, Simon AA Kohl, Sebastian Bickelhaupt, Fabian Isensee, Tristan Anselm Kuder, Heinz-Peter Schlemmer, and Klaus H Maier-Hein. Retina u-net: Embarrassingly simple exploitation of segmentation supervision for medical object detection. In *Machine Learning for Health Workshop*, pp. 171–183. PMLR, 2020.
- Andrej Karpathy and Li Fei-Fei. Deep visual-semantic alignments for generating image descriptions. In *Proceedings of the IEEE Conference on Computer Vision and Pattern Recognition*, pp. 3128–3137, 2015.
- Diederik P Kingma and Jimmy Ba. Adam: A method for stochastic optimization. *arXiv preprint arXiv:1412.6980*, 2014.
- Alex Krizhevsky, Ilya Sutskever, and Geoffrey E Hinton. Imagenet classification with deep convolutional neural networks. *Advances in Neural Information Processing Systems*, 25:1097–1105, 2012.
- Alina Kuznetsova, Hassan Rom, Neil Alldrin, Jasper Uijlings, Ivan Krasin, Jordi Pont-Tuset, Shahab Kamali, Stefan Popov, Matteo Mallocci, Alexander Kolesnikov, et al. The open images dataset v4. *International Journal of Computer Vision*, 128(7):1956–1981, 2020.
- Yann LeCun, Bernhard Boser, John S Denker, Donnie Henderson, Richard E Howard, Wayne Hubbard, and Lawrence D Jackel. Backpropagation applied to handwritten zip code recognition. *Neural computation*, 1(4): 541–551, 1989.
- Yi Li, Haozhi Qi, Jifeng Dai, Xiangyang Ji, and Yichen Wei. Fully convolutional instance-aware semantic segmentation. In *Proceedings of the IEEE Conference on Computer Vision and Pattern Recognition*, pp. 2359–2367, 2017.
- Tsung-Yi Lin, Michael Maire, Serge Belongie, James Hays, Pietro Perona, Deva Ramanan, Piotr Dollár, and C Lawrence Zitnick. Microsoft coco: Common objects in context. In *European Conference on Computer Vision*, pp. 740–755. Springer, 2014.
- Tsung-Yi Lin, Piotr Dollár, Ross Girshick, Kaiming He, Bharath Hariharan, and Serge Belongie. Feature pyramid networks for object detection. In *Proceedings of the IEEE Conference on Computer Vision and pattern recognition*, pp. 2117–2125, 2017a.

-
- Tsung-Yi Lin, Priya Goyal, Ross Girshick, Kaiming He, and Piotr Dollár. Focal loss for dense object detection. In *Proceedings of the IEEE International Conference on Computer Vision*, pp. 2980–2988, 2017b.
- Wei Liu, Dragomir Anguelov, Dumitru Erhan, Christian Szegedy, Scott Reed, Cheng-Yang Fu, and Alexander C Berg. Ssd: Single shot multibox detector. In *European Conference on Computer Vision*, pp. 21–37. Springer, 2016.
- Ilya Loshchilov and Frank Hutter. Decoupled weight decay regularization. In *International Conference on Learning Representations*, 2018.
- Eunbyung Park and Alexander C Berg. Learning to decompose for object detection and instance segmentation. *arXiv preprint arXiv:1511.06449*, 2015.
- Alec Radford, Karthik Narasimhan, Tim Salimans, and Ilya Sutskever. Improving language understanding by generative pre-training. 2018.
- Alec Radford, Jeffrey Wu, Rewon Child, David Luan, Dario Amodei, Ilya Sutskever, et al. Language models are unsupervised multitask learners. *OpenAI blog*, 1(8):9, 2019.
- Colin Raffel, Noam Shazeer, Adam Roberts, Katherine Lee, Sharan Narang, Michael Matena, Yanqi Zhou, Wei Li, and Peter J Liu. Exploring the limits of transfer learning with a unified text-to-text transformer. *arXiv preprint arXiv:1910.10683*, 2019.
- Aditya Ramesh, Mikhail Pavlov, Gabriel Goh, Scott Gray, Chelsea Voss, Alec Radford, Mark Chen, and Ilya Sutskever. Zero-shot text-to-image generation. *arXiv preprint arXiv:2102.12092*, 2021.
- Joseph Redmon, Santosh Divvala, Ross Girshick, and Ali Farhadi. You only look once: Unified, real-time object detection. In *Proceedings of the IEEE Conference on Computer Vision and Pattern Recognition*, pp. 779–788, 2016.
- Mengye Ren and Richard S Zemel. End-to-end instance segmentation with recurrent attention. In *Proceedings of the IEEE Conference on Computer Vision and Pattern Recognition*, pp. 6656–6664, 2017.
- Shaoqing Ren, Kaiming He, Ross Girshick, and Jian Sun. Faster r-cnn: Towards real-time object detection with region proposal networks. *Advances in Neural Information Processing Systems*, 28:91–99, 2015.
- Hamid Rezaatofghi, Nathan Tsoi, JunYoung Gwak, Amir Sadeghian, Ian Reid, and Silvio Savarese. Generalized intersection over union. June 2019.
- Bernardino Romera-Paredes and Philip Hilaire Sean Torr. Recurrent instance segmentation. In *European Conference on Computer Vision*, pp. 312–329. Springer, 2016.
- Inkyu Sa, Zongyuan Ge, Feras Dayoub, Ben Upcroft, Tristan Perez, and Chris McCool. Deepfruits: A fruit detection system using deep neural networks. *sensors*, 16(8):1222, 2016.
- Amaia Salvador, Miriam Bellver, Victor Campos, Manel Baradad, Ferran Marques, Jordi Torres, and Xavier Giro-i Nieto. Recurrent neural networks for semantic instance segmentation. *arXiv preprint arXiv:1712.00617*, 2017.
- Russell Stewart, Mykhaylo Andriluka, and Andrew Y Ng. End-to-end people detection in crowded scenes. In *Proceedings of the IEEE Conference on Computer Vision and Pattern Recognition*, pp. 2325–2333, 2016.
- Pei Sun, Henrik Kretschmar, Xerxes Dotiwalla, Aurelien Chouard, Vijaysai Patnaik, Paul Tsui, James Guo, Yin Zhou, Yuning Chai, Benjamin Caine, et al. Scalability in perception for autonomous driving: Waymo open dataset. In *Proceedings of the IEEE/CVF Conference on Computer Vision and Pattern Recognition*, pp. 2446–2454, 2020.
- Ilya Sutskever, Oriol Vinyals, and Quoc V Le. Sequence to sequence learning with neural networks. In *Advances in Neural Information Processing Systems*, pp. 3104–3112, 2014.
- Christian Szegedy, Alexander Toshev, and Dumitru Erhan. Deep neural networks for object detection. 2013.
- Zhi Tian, Chunhua Shen, Hao Chen, and Tong He. Fcos: Fully convolutional one-stage object detection. In *Proceedings of the IEEE/CVF International Conference on Computer Vision*, pp. 9627–9636, 2019.
- Ashish Vaswani, Noam Shazeer, Niki Parmar, Jakob Uszkoreit, Llion Jones, Aidan N Gomez, Łukasz Kaiser, and Illia Polosukhin. Attention is all you need. In *Advances in Neural Information Processing Systems*, pp. 5998–6008, 2017.

-
- Oriol Vinyals, Łukasz Kaiser, Terry Koo, Slav Petrov, Ilya Sutskever, and Geoffrey Hinton. Grammar as a foreign language. *Advances in Neural Information Processing Systems*, 28:2773–2781, 2015a.
- Oriol Vinyals, Alexander Toshev, Samy Bengio, and Dumitru Erhan. Show and tell: A neural image caption generator. In *Proceedings of the IEEE Conference on Computer Vision and Pattern Recognition*, pp. 3156–3164, 2015b.
- Yuxin Wu, Alexander Kirillov, Francisco Massa, Wan-Yen Lo, and Ross Girshick. Detectron2. <https://github.com/facebookresearch/detectron2>, 2019.
- Kelvin Xu, Jimmy Ba, Ryan Kiros, Kyunghyun Cho, Aaron Courville, Ruslan Salakhudinov, Rich Zemel, and Yoshua Bengio. Show, attend and tell: Neural image caption generation with visual attention. In *International Conference on Machine Learning*, pp. 2048–2057. PMLR, 2015.
- Xingyi Zhou, Dequan Wang, and Philipp Krähenbühl. Objects as points. *arXiv preprint arXiv:1904.07850*, 2019.

A QUANTIZATION AND DEQUANTIZATION OF COORDINATES

Algorithm 1 and 2 illustrate the quantization and dequantization process of (normalized) coordinates.

Algorithm 1 Quantization of (normalized) coordinates

```
def quantize(x, bins=1000):
    # x is a real number between [0, 1]
    # returns an integer between [0, bins-1]
    return int(x * (bins - 1))
```

Algorithm 2 Dequantization of discrete tokens of coordinates

```
def dequantize(x, bins=1000):
    # x is an integer between [0, bins-1]
    # returns a real number between [0, 1]
    return float(x) / (bins - 1)
```

B ABLATION ON INFERENCE (arg max VS NUCLEUS SAMPLING)

Nucleus sampling (Holtzman et al., 2019) has been applied to language modeling to reduce duplication and increase diversity in generated samples. Here we study its impact on sampling from our trained model.

Given the distribution $P(\mathbf{y}_j | \mathbf{x}, \mathbf{y}_{1:j-1})$, to apply nucleus sampling, we first define its top- p vocabulary $V^{(p)} \subset V$ as the smallest set such that

$$\sum_{\mathbf{y}_j \in V^{(p)}} P(\mathbf{y}_j | \mathbf{x}, \mathbf{y}_{1:j-1}) \geq p. \quad (2)$$

Let $p' = \sum_{\mathbf{y}_j \in V^{(p)}} P(\mathbf{y}_j | \mathbf{x}, \mathbf{y}_{1:j-1})$, and we can re-calibrate the conditional likelihood as following for sampling the next token.

$$P'(\mathbf{y}_j | \mathbf{x}, \mathbf{y}_{1:j-1}) = \begin{cases} P(\mathbf{y}_j | \mathbf{x}, \mathbf{y}_{1:j-1}) / p' & \text{if } \mathbf{y}_j \in V^{(p)} \\ 0 & \text{otherwise.} \end{cases} \quad (3)$$

We vary the hyper-parameter p of nucleus sampling used in generating the output sequence (during inference). When $p = 0$, it corresponds to arg max sampling, otherwise it samples from a truncated ranked list of tokens that has a cumsum larger or equal to p . In Figure 11, we see that use of nucleus sampling (with $p > 0$) improves object recall and thus also leads to better average precision. There is a relatively flat region of AP between 0.2 and 0.5, and we select p to be 0.4 as our default value for other experiments.

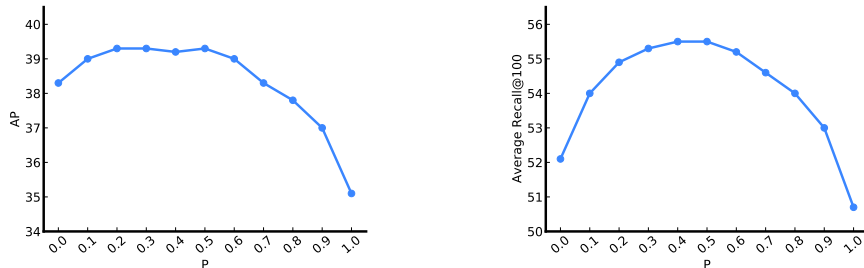


Figure 11: Varying parameter p in nucleus sampling during inference results in different AP and AR. With $p = 0$, it is equivalent to argmax sampling. Sampling with $p > 0$ is helpful for increasing recall (and precision).

C VISUALIZATION OF SIMILARITY AMONG COORDINATE TOKENS

Figure 12 shows cosine similarity among (output) embeddings of coordinate tokens. Nearby coordinates have higher similarities in their token embeddings than far away ones.

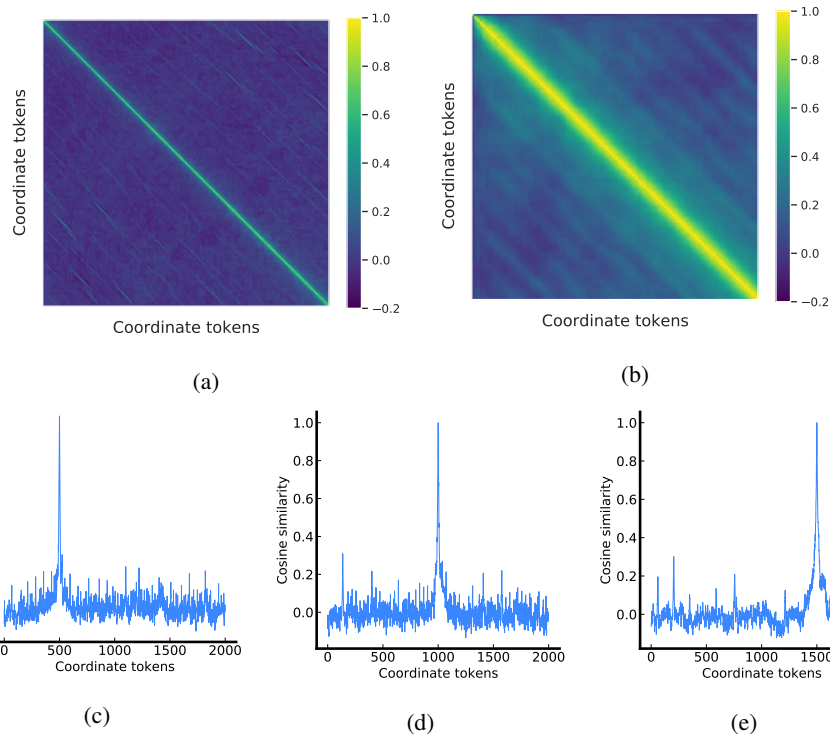


Figure 12: (a) Cosine similarity among embeddings of coordinate tokens. (b) is part of (a) covering only the first 100 tokens. (c), (d) and (e) are the 500-th, 1000-th and 1500-th rows of (a), respectively. Nearby coordinates have higher similarities in their token embeddings.

D MORE VISUALIZATION ON DECODER’S CROSS ATTENTION

In Figure 13, we overlay the cross attention (when predicting the class token) on the original image for several other images, and it shows that the decoder pays the most attention to the object when predicting the class token.





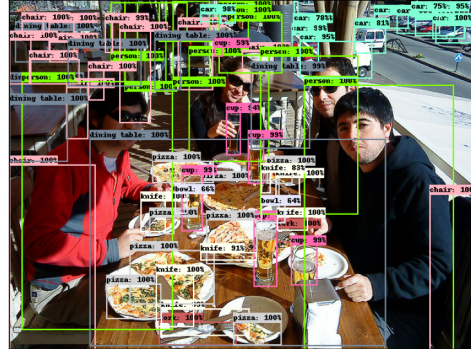
Figure 13: Visualization of Transformer decoder’s cross attention (when predicting class tokens) conditioned on the given bounding boxes.

E VISUALIZATION OF DETECTION RESULTS

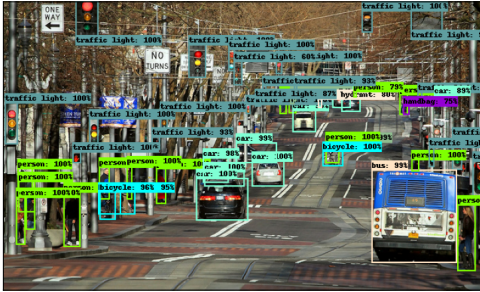
In Figure 14, we visualize detection results of our best performing model on a subset of images from COCO validation set that contain a crowded set of objects.



(a) Original image url.



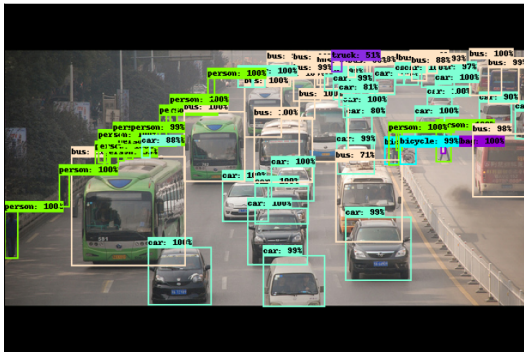
(b) Original image url.



(c) Original image url.



(d) Original image url.



(e) Original image url.



(f) Original image url.

Figure 14: Examples of the model's predictions (at the score threshold of 0.5).