

Potential for a precision measurement of solar pp neutrinos in the Serappis Experiment

Lukas Bieger¹, Thilo Birkenfeld², David Blum¹, Wilfried Depnering³, Timo Enqvist⁴, Heike Enzmann³, Feng Gao², Christoph Genster⁵, Alexandre Göttel^{5,2}, Christian Grewing⁶, Maxim Gromov⁷, Paul Hackspacher³, Caren Hagner⁸, Tobias Heinz¹, Philipp Kampmann⁵, Michael Karagounis⁶, Andre Kruth⁶, Pasi Kuusiniemi⁴, Tobias Lachenmaier¹, Daniel Liebau⁶, Runxuan Liu^{5,2}, Kai Loo³, Livia Ludhova^{5,2}, David Meyhöfer⁸, Axel Müller¹, Pavithra Muralidharan⁶, Lothar Oberauer⁹, Rainer Othegraven³, Nina Parkalian⁶, Yatian Pei¹⁰, Oliver Pilarczyk³, Henning Rebber⁸, Markus Robens⁶, Christian Roth⁶, Julia Sawatzki⁹, Michaela Schever^{5,2}, Konstantin Schweizer⁹, Giulio Settanta⁵, Maciej Slupecki⁴, Oleg Smirnov⁷, Achim Stahl², Hans Steiger^{3,9}, Jochen Steinmann², Tobias Sterr¹, Matthias Raphael Stock⁹, Jian Tang¹¹, Eric Theisen³, Alexander Tietzsch¹, Wladyslaw Trzaska⁴, Johannes van den Boom⁶, Stefan van Waasen⁶, Cornelius Vollbrecht^{5,2}, Christopher Wiebusch², Bjoern Wonsak⁸, Michael Wurm³, Christian Wysotzki², Yu Xu^{5,2}, Ugur Yegin⁶, Andre Zambanini⁶, Jan Züfle¹

¹ Eberhard Karls Universität Tübingen, Physikalisches Institut, Tübingen, Germany

² III. Physikalisches Institut B, RWTH Aachen University, Aachen, Germany

³ Institute of Physics and Excellence Cluster PRISMA⁺, Johannes-Gutenberg Universität Mainz, Mainz, Germany

⁴ University of Jyväskylä, Department of Physics, Jyväskylä, Finland

⁵ Nuclear Physics Institute IKP-2, Forschungszentrum Jülich GmbH, Jülich, Germany

⁶ Central Institute of Engineering, Electronics and Analytics - Electronic Systems(ZEA-2), Forschungszentrum Jülich GmbH, Jülich, Germany

⁷ Joint Institute for Nuclear Research, Dubna, Russia

⁸ Institute of Experimental Physics, University of Hamburg, Hamburg, Germany

⁹ Technische Universität München, München, Germany

¹⁰ Institute of High Energy Physics, Beijing, China

¹¹ Sun Yat-Sen University, Guangzhou, China

Received: date / Accepted: date

Abstract The Serappis (SEarch for RAre PP-neutrinos In Scintillator) project aims at a precision measurement of the flux of solar pp neutrinos on the few-percent level. Such a measurement will be a relevant contribution to the study of solar neutrino oscillation parameters and a sensitive test of the solar luminosity constraint. The concept of Serappis relies on a small organic liquid scintillator detector ($\sim 20 \text{ m}^3$) with excellent energy resolution ($\sim 2.5\%$ at 1 MeV), low internal background and sufficient shielding from surrounding radioactivity. This can be achieved by a minor upgrade of the OSIRIS facility at the site of the JUNO neutrino experiment in southern China. To go substantially beyond current accuracy levels for the pp flux, an organic scintillator with ultra-low ^{14}C levels (below 10^{-18}) is required. The existing OSIRIS detector and JUNO infrastructure will be instrumental in identifying suitable scintillator materials, offering a unique chance for a low-budget high-precision measurement of a fundamental property of our Sun that will be otherwise hard to access.

1 Introduction

The flux of neutrinos emitted during the main fusion process of two protons to a deuteron (pp -I) is probably the most basic prediction of the Standard Solar Model (SSM). Not only is the nuclear physics involved well understood but more importantly the predicted pp neutrino flux is closely coupled to the solar luminosity constraint that can be obtained from the measurement of the Sun's electromagnetic emissions. Consequently, the SSM cites an uncertainty of $\pm 0.6\%$ for the pp neutrino flux prediction (e.g. [1]).

Experimental constraints are by comparison substantially weaker. Only a handful of experiments has been able to perform measurements of solar neutrinos that included the pp component. The radiochemical experiments Gallex/GNO and SAGE that employed ^{71}Ga as solar neutrino target were able to (indirectly) constrain the pp flux at $\sim 20\%$ accuracy [2]. In 2014, the Borexino collaboration published the first real-time measurement of the pp component to $\sim 10\%$ [3], fur-

ther refining the result in a follow-up publication with only a mild gain in uncertainty levels [4]. While some improvement can be expected from the yet-to-be-released analysis of the full Borexino data set, the measurement uncertainties can be expected to be still far greater than the SSM prediction.

That makes a precision measurement of the pp neutrino rate on Earth a most interesting endeavor. On first level, a more accurate knowledge of the pp electron neutrino (ν_e) flux can be used to constrain the solar mixing angle θ_{12} at high precision [5]. Due to their low energy, ($Q_{pp} < 420$ keV) pp neutrinos provide a clean measurement of the survival probability P_{ee} for vacuum oscillations. Since the current uncertainty level on the oscillation amplitude $\sin^2 \theta_{12}$ is order of 4%, a similar level of measuring accuracy will be required to improve on the current global uncertainties [6].

With the upcoming start of operation of the JUNO experiment, a true precision result of about 0.5% on the solar mixing amplitude is likely only a few years away [7]. Since JUNO bases its measurements on reactor $\bar{\nu}_e$ oscillations, a comparison to solar neutrino results will still be useful to test neutrino-antineutrino symmetry in oscillations. More interestingly, JUNO's result on P_{ee} can be employed to correct the solar pp flux measurement and compare the result to the fairly model-independent SSM prediction. If a divergence was found it would be a sign of "invisible" energy losses from the Sun, e.g. mediated by thermal production of axions or hidden photons [8]. A measurement on the level of 1% would enable to set rather tight constraints on these or comparable effects.

How to improve on current experimental limits? The result from Borexino is to a large degree limited by the measurement systematics caused by a large intrinsic background source at pp neutrino energies: the β -decay of ^{14}C with an endpoint of 156 keV. While the radioactive isotope is only present at the level of 2.5×10^{-18} compared to the stable ^{12}C , the activity in the entire liquid scintillator target of Borexino amounts to ~ 100 Bq, a formidable rate when compared to the ~ 100 events per day expected from pp neutrinos. However, the abundance of ^{14}C in organic scintillator depends on a number of factors (Sec. 3) and can be expected to be substantially lower in case a suitable source of crude oil is found.

The present paper investigates the possibility to turn a 20-ton liquid scintillator detector into a formidable pp neutrino experiment. Apart from low- ^{14}C scintillator, such a detector will profit from ample shielding of external gamma-rays and high photoactive coverage to achieve excellent photon collection and thus energy resolution at the low pp energies. The experiment, dubbed Serappis for *SEarch for RAre PP neutrinos In Scintillator*, could be realized as an upgrade of the OSIRIS pre-detector of the JUNO experiment. OSIRIS' primary purpose in the investigation of the radiop-

urity of the JUNO liquid scintillator [7,9]. As will be explained in more detail in Section 2, there are good reasons to assume that a moderate upgrade of OSIRIS to Serappis will be sufficient to outperform the much larger JUNO detector in the specific case of a pp neutrino measurement.

At present, the most serious competitor for a high-precision pp measurement is the planned DARWIN dark matter experiment [10]. The 50-ton liquid xenon TPC features a low-energy detection window for pp - ν induced electron recoils in the energy range below 200 keV. While the statistical uncertainty after several years of measuring is expected to be very low (sub-percent level), this measurement at the low end of the pp spectrum features a strong degeneracy between the flux normalization and the dependence of the $\nu_e e$ -cross section on the exact value of the Weinberg angle θ_W . The corresponding effect on a Serappis measurement will be discussed in Section 5.3.

The paper is structured as follows: In Section 2, we describe the envisaged detector layout of Serappis and point out in which respects it is advantageous for a pp neutrino detection in comparison to Borexino and JUNO. The prospects of identifying the source for a low- ^{14}C scintillator are discussed in Section 3. The detector simulation and production of event samples is described in Section 4. Section 5 investigates the expected sensitivity as a function of ^{14}C abundance, energy resolution, measuring time and other important experimental parameters. We conclude in Section 6.

2 Experimental Layout

The Serappis experiment will profit from the existing infrastructure of the JUNO reactor neutrino experiment [11, 7]. JUNO will feature an elaborate liquid scintillator (LS) system for mixing and purifying the basic organic components. Before filling the product LS into the JUNO Central Detector, it will be monitored for its radiopurity in the 20-m³ pre-detector OSIRIS to make sure it meets JUNO's physics requirements. In this section, we first describe the current layout of the OSIRIS detector (Sec. 2.1). A series of moderate upgrades planned for the detector hardware (described in Sec. 2.2) will improve both the detector performance and its shielding from external backgrounds, constituting our default Serappis setup. It is important to note that the availability of the JUNO LS systems is crucial both for identifying a low- ^{14}C scintillator (Sec. 3) and to remove other radioactive backgrounds (e.g. U/Th chain elements) from the LS (Secs. 4.1 and 5).

2.1 OSIRIS Design

The OSIRIS detector is located in the underground JUNO Liquid Scintillator Hall that provides 693 m of rock over-

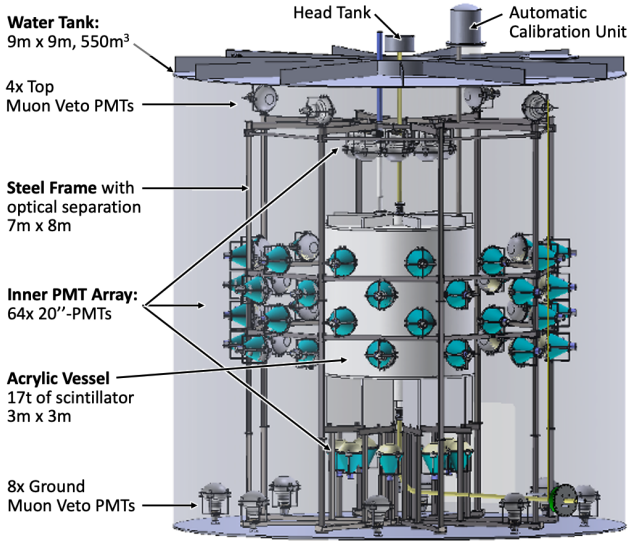


Fig. 1: Layout of the OSIRIS setup.

burden (1800 m.w.e.) [7]. A sketch of the experimental layout is shown in Fig. 1. The three main mechanical components of the OSIRIS experiment are: a cylindrical Acrylic Vessel (AV) of 3 m height and diameter that holds 17 tons of liquid scintillator; a surrounding cylindrical Water Tank (WT) of 9 m by 9 m that holds a 3-m wide ultrapure water buffer for shielding of external gamma rays; and a stainless Steel Frame holding the Photomultiplier Tubes (PMTs) and other auxiliary systems. OSIRIS is equipped with a total of 76 dynode PMTs (R12860) with 20" diameter and high quantum efficiency ($\sim 28\%$). The inner array is formed by 64 PMTs arranged around the AV to detect the scintillation light. Twelve PMTs are positioned on the floor and below the lid of the WT and use the outer layer of ultrapure water as a Cherenkov radiator to veto incident cosmic muons. The two subdetectors are optically separated by black-and-white PET sheets spanned between the profiles of the Steel Frame.

The most important performance parameters are summarized in Tab. 1. With $\sim 9\%$ photo coverage, the inner PMT array provides a photoelectron (p.e.) yield of ~ 275 p.e./MeV. The signals of the "intelligent" PMTs are digitized directly at their base and transferred to the outside electronics via ethernet. An online trigger selects events above a threshold of 5 p.e. (20 keV) coincident within 50 ns. Full pulse shapes with a sampling rate of 500 MS/s are written to disc. Based on the hit information acquired, we extrapolate an energy resolution of 6% and a spatial resolution of 13 cm (1D) at a visible energy of 1 MeV [12]. The water buffer reduces the background rates induced primarily by the surrounding rock and PMT glass to a level of 6 Bq inside the LS volume. A more detailed description of the detector layout and the expected performance of the OSIRIS detector can be found in Ref. [9].

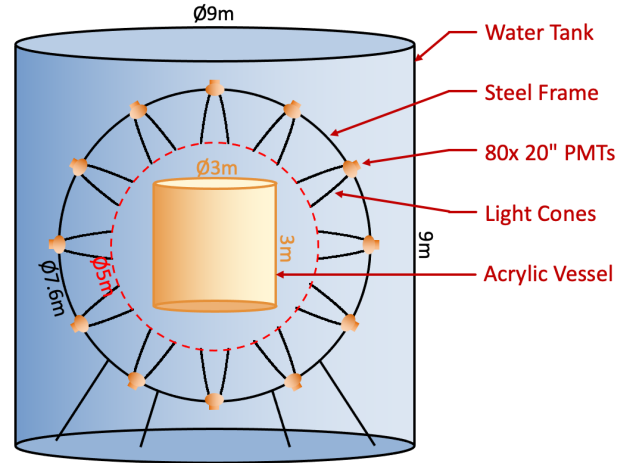


Fig. 2: Conceptual layout of the Serappis upgrade. PMTs are moved further from the Acrylic Vessel and equipped with light cones.

2.2 Upgrade to the Serappis experiment

The main obstacles to a successful detection of pp neutrinos in the OSIRIS setup just described are the high external gamma background level as well as the relatively poor energy resolution. However, the situation can be substantially improved by a series of minor modifications to the setup.

A conceptual drawing of the improved Serappis setup is shown in Fig. 2. The main sources of external background are gamma-rays emitted by the U/Th and ^{40}K -rich PMT glass and the cavern rock surrounding the detector. A reduction by 3-4 orders of magnitude in the external background are required in order to bring it to a level comparable to the solar neutrino signal. This can be achieved on the one hand by additional external shielding. The ~ 1.2 m.w.e. required can for instance be achieved by stacking 45 cm-wide concrete blocks around the detector. Note that the additional shielding from below has been already provided by an array of steel plates inserted in the concrete floor below the detector. Moreover, shielding from PMT radioactivity can be improved by re-arranging the inner PMT array, i.e. mounting them to a new Steel Frame providing a spherical surface at 3.8 m distance from the detector center.

The reduced solid angle coverage of the PMTs would in principle translate to a lower light collection efficiency. However, the larger distance to the AV surface opens as well the opportunity to employ reflective light concentrators ("Winston cones") in front of the PMTs. Those have been used by a number of neutrino detectors, including Borexino and its Counting Test Facility (CTF), where light cones provided a factor 2.5 and 8.8 in increased collection area, respectively [13]. For the dimensions of the Serappis setup, the optimum concentrators would be about 1 m in front opening

Table 1: Expected performance parameters of the upcoming OSIRIS and the upgraded Serappis detector

Detector Property	OSIRIS	Serappis
Effective photo coverage	9%	$\leq 75\%$
Photo electron yield Y_{pe}	275	$\leq 2,100$ p.e./MeV
Energy resolution	6%	$\sim 2.2\%$ at 1 MeV
Position resolution	13 cm	~ 5 cm at 1 MeV
External background rate	6 Bq	≤ 2.3 mBq

diameter and 1.3 m in length. The corresponding enlargement of the photocollective area by a factor 4.3 as well as the effectively smaller solid angle would correspond to $\sim 75\%$ photoactive coverage. The maximum viewing angle of the cones of $\sim 30^\circ$ will still be sufficient to observe the aspired fiducial volume (Sec. 5) for pp neutrino detection.

The positive impact of these modifications is summarized in the last column of Tab. 1. Neglecting reflections losses, the effective p.e. yield might reach as high as 2,100 p.e./MeV, corresponding to substantial improvements in detector resolution: Regarding for the moment only the influence of photon statistics, an energy resolution of 2.2% and a vertex resolution of 5 cm (both at 1 MeV) can be expected for the Serappis detector, while the gamma background is reduced to less than 200 counts per day in the entire LS volume. The impact of these improved performance parameters on pp neutrino detection is substantial and will be investigated in detail in Sec. 5.2.

2.3 Comparative performance

To appreciate why a small detector like Serappis might actually achieve a better sensitivity for pp neutrinos than the larger Borexino or giant JUNO experiments, it is important to regard both detector performance and background conditions in the respective experiments.

In the case of Borexino, the precision of the pp rate results is on the 10% level. While a further increase in exposure would likely permit to improve the result by a few percent, sensitivity will be lastly limited by two factors: the p.e. yield, starting at about 500 p.e./MeV and slowly deteriorating over time due to the loss of functioning PMTs, governs the resolution of the transition from the ^{14}C to the pp spectrum and thus the sensitivity of the fit, as exemplified by Tab. 4(b). And crucially, the pile-up of ^{14}C decays with itself and other spectral components that has to be taken into account in the Borexino event spectrum and causes additional systematic uncertainty.

From the point of view of the energy resolution, JUNO in principle starts from a better position since a p.e. yield on the level of 1,345 p.e./MeV is expected. Despite this excellent photon statistics, the high dark rate of the 17,612 PMTs (especially the NNV type) is expected to cause a substantial

decrease in effective energy resolution at these lowest energies [7]. Moreover, due to the huge volume and resulting ^{14}C background rate, pile-up at low energies will be happening at even higher frequency than in Borexino.

In summary, the combination of a small detection volume with a very high p.e. collection efficiency makes the Serappis concept potentially superior for the specific case of solar pp neutrino detection. Moreover, the relatively small LS mass required opens the possibility to very carefully pre-select the organic materials of which the LS is made. As lined out in the following section, this may permit to substantially reduce the most important background to pp detection, i.e., ^{14}C .

3 Low ^{14}C Scintillator

The sensitivity to pp neutrinos in organic scintillator could be substantially enhanced by a reduction of the background level generated by intrinsic ^{14}C decays [14, 15]. By everyday standards, the levels that have been found in the large LS neutrino detectors are extremely low, reaching from $R(^{14}\text{C} : ^{12}\text{C}) = R \approx 1.9 \times 10^{-18}$ in case of the CTF over $R \approx 2.7 \times 10^{-18}$ from Borexino to $R \approx 4 \times 10^{-18}$ observed in KamLAND [16, 3, 17]. This is due to the fact that the crude oil used in the production of the solvents and fluors has spent about 200 Myrs in a subterranean reservoir, well shielded from biological activity and cosmic radiation.

However, following through on this argument, the expected level of ^{14}C in the scintillator is even lower: With a half-life of $T_{1/2} = 5,730$ yrs, an initial natural abundance of $R \sim 10^{-12}$ and a storage time of hundreds of millions of years, the initial ^{14}C content will have decayed long ago. Consequently, the observed level must result from intermediate replenishment. In [16, 18], the authors identify natural radioactivity from the rock surrounding the oil reservoir as the most likely source. A low but steady flux of neutrons is created by natural radioactivity in the rock, (α, n) reactions and spontaneous fission of ^{238}U being the main contributors. The neutrons undergo in turn (n, p) reactions on ^{14}N nuclei trapped with the natural gas in the oil reservoir. The observed $R \sim 10^{-18}$ are consistent with a (relatively high) ^{14}N content of $\sim 5\%$ (range: 0.2% to 5.5%)¹ [18].

A simulation study performed in [18] suggests that the exact value of R depends on the composition of the rocks surrounding the deposits and the amount of nitrogen present (that may locally depend on the depth inside the reservoir [19]). Following this line of thought, oil extracted from a low-radioactivity lime stone reservoir with a low content of ^{14}N might yield a scintillator with an R as low as 10^{-20} [18]. But even abundance levels of $5 \cdot 10^{-21}$ [16] or lower [19] seem plausible. It has been speculated that the higher

¹<https://www.uniongas.com>

R values observed in neutrino experiments might be due to contact to surface CO_2 during LS production or a ^{14}C contamination of the fluor that is added in small quantities to the solvent [16], or might be caused by the biological activity of extremophilic bacteria [19].

While these issues have been discussed for several decades they have never been put to rigorous systematic experimental testing beyond the 10^{-18} level. There are two generic problems to overcome: the identification of a suitable low- ^{14}C oil reservoir or provider and the manufacture of a special batch of solvent (and fluor) for the full-scale experiment.

Measuring R for a given LS sample at these low levels is difficult. In Ref. [20], the authors report measurements in a small but well-shielded LS chamber in an underground laboratory setup to observe the *in-situ* ^{14}C decays. Such a setup can reach a sensitivity to $R \sim 10^{-18}$. A similar setup is currently under preparation in the Pyhäsalmi mine, Finland [21]. To go beyond requires a detector the size of Borexino's CTF or JUNO's OSIRIS [15, 9] paired with the appropriate infrastructure for LS handling. Low- ^{14}C LS identification could such proceed in several steps: By studying the geology of oil fields, a small (liter-scale) batch of crude oil can be retrieved directly from that field and refined for use in the Pyhäsalmi setup – note that it is not necessary to produce a scintillator solvent since also alkanes mixed with a fluor will provide sufficient light yield [22]. Once a sample with ^{14}C below the sensitivity threshold of the setup has been identified, a larger sample on the scale of several tons can be prepared to do the ultimate test of R on the scale of OSIRIS (i.e. even before an upgrade to the Serappis setup of Sec. 2).

It should be noted that standard practice of LS solvent producers is to intermix crude oil products from many different sources, i.e., oil reservoirs in fields. Production of a special batch of LS from only one particular low- ^{14}C oil field or reservoir will such mean a special order that will result in a substantial increase in production cost. While it is conceivable that this is financially possible for a detector the size of OSIRIS, it is for instance practically excluded for a full-scale neutrino detector like JUNO. The combination of the Pyhäsalmi setup and OSIRIS such offers a comparatively cost-efficient way to first identify suitable low- ^{14}C solvent/fluor providers before conducting an experiment with a sufficiently small target mass to keep LS production costs under control.

4 Simulation Study

In order to predict signal and background levels of the Serappis experiment we have performed a series of simulations. In Sec. 4.1, we discuss the event rates and visible energy spectra to be observed for the recoil electrons from solar neutrinos and from radioactive decays of internal backgrounds,

i.e., isotopes of the natural U/Th chains dissolved in the scintillator. Sec. 4.2 investigates the background created by gamma rays from radioactive decays outside the LS volume, mainly from the PMT glass and the cavern rock surrounding the detector setup. The results form the basis for the pp neutrino sensitivity study presented in Sec. 5.

4.1 Internal Events

Internal events include both the electron recoils from solar neutrinos and radioactive decays, i.e., ^{14}C intrinsic to the LS molecules and U/Th chain isotopes dissolved in the liquid. For solar neutrinos, we regard only the pp and ^7Be components since all other fluxes are largely negligible at low energies. Moreover, we include ^{210}Bi from the ^{238}U chain, representative as well for other β -emitters that might be dissolved at low quantities in the LS, e.g. ^{85}Kr . For completeness, we add as well the α -emitter ^{210}Po that features quite prominent in the Borexino low-energy spectrum but can be expected to have negligible impact given the envisaged energy resolution since there is no spectral overlap with the pp neutrino flux.

To obtain the rates of these spectral components, we scale the signal and background event rates extracted in the last Borexino pp -chain analysis [4] to a fiducial LS volume corresponding to a 1.2 m cylinder centered on the acrylic vessel, corresponding to 9.3 tons of LS (Sec. 4.2). We make an exception for ^{14}C , where we assume for our default scenario a significantly lower abundance of 10^{-20} that corresponds towards the lower expectation range for low-nitrogen oil reservoirs (Sec. 3). The influence of all background rates on the pp sensitivity are investigated in Sec. 5.2.

The spectral fit presented in Sec. 5 relies on the energy spectra of these components, determining their contributions based on the characteristic spectral features. The visible energy spectra as function of photoelectrons (p.e.) counted are shown in Fig. 3 and corresponding rates summarised in Tab. 2. They are obtained from a simplified Monte-Carlo simulation that includes both light emission and propagation in the LS volume and detection by the PMTs. According to the layout described for Serappis in Sec. 2.2, the model considers 74 20-inch PMTs equipped with light-collecting cones with opening diameters of 1 m, located 2.5 m from the detector center. The scintillation light yield Y_{ph} is assumed to be 10^4 photons/MeV and the number of photons created per event is taken from a Gaussian distribution with $\sigma = \sqrt{E \cdot Y_{ph}}$. Photons are emitted isotropically. Absorption and scattering losses in the detection media are neglected because of the small detector dimensions. When falling onto a cone opening, we assume a detection efficiency of 30%, corresponding to the quantum efficiency of the OSIRIS PMTs and neglecting reflection losses on the cones.

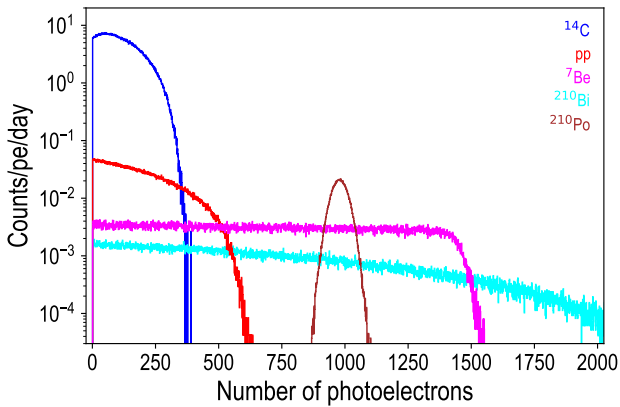


Fig. 3: Ideal photo electron (p.e.) spectra for internal events, i.e., solar pp and ${}^7\text{Be}$ neutrino events and ${}^{14}\text{C}$ and ${}^{210}\text{Bi}$ background events. Rate normalizations correspond to a fiducial mass of 9.3 tons (Sec. 4.2). External backgrounds are not shown. Average light collection is 2,200 p.e./MeV. For the α decay of ${}^{210}\text{Po}$ the quenching factor of 12 is applied

To estimate the expected energy resolution of the setup, we use the average number of photo electrons detected for events isotropically distributed within the LS volume: in the described optimum configuration, we obtain a photo electron yield Y_{pe} of 2,200 p.e./MeV. Conservatively, we assume $Y_{pe} = 1,500$ p.e./MeV in our default model. In addition, we include the effect of the limited charge resolution of the PMTs, that translates to an additional stochastic contribution corresponding to 14% of the photon statistics. Despite the low energy range, the contribution from dark noise ($\sim 1.8 \cdot 10^4 \text{ s}^{-1}$ per PMT) can be safely neglected because of the small number of PMTs. No further systematic effects have been included.

The vertex position was reconstructed using PMT time differences, including the transit time spread of $\sigma_\tau = 1.15$ ns and the photon emission profile from Ref. [23]. The precision of the reconstruction is in good agreement with the values found for Borexino for equivalent p.e. numbers and PMTs with a very similar timing performance [24]. In the following, we assume a Gaussian vertex resolution with a 1-dimensional σ of 7 cm at 1,000 p.e. and scaling with the inverse of the square root of collected p.e. number.

4.2 External gamma-ray background

Radioactive decays in the outer detector materials and in the rock surrounding the detector are contributing a gamma background to neutrino detection. To estimate this *external* background level, we consider all isotopes of the ${}^{238}\text{U}$ and ${}^{232}\text{Th}$ decay chains assuming secular equilibrium, as well as

Table 2: Signal and background rates for a cylindrical fiducial volume of 2.4 m height and diameter (9.3 t). Interaction rates measured in Borexino were used for pp and ${}^7\text{Be}$ neutrinos as well as ${}^{210}\text{Bi}$ background [4]. ${}^{210}\text{Po}$ is assumed in secular equilibrium but is irrelevant to the fit. The ${}^{14}\text{C}$ abundance assumed here is 10^{-20} . For external background see Sec. 4.2

Contribution	Rate (d^{-1})
pp neutrinos	12.5
${}^7\text{Be}$ neutrinos	4.5
${}^{14}\text{C}$	1,360
${}^{210}\text{Bi}$	1.6
${}^{210}\text{Po}$	1.6
external γ 's	35

${}^{40}\text{K}$. The isotopic abundance levels are assumed according to the design requirements of the OSIRIS detector [25].

We estimate the background rate in Serappis using a GEANT4-based study of the external gamma-ray event rate that has been performed for OSIRIS [25]. For the inner materials, i.e. the Acrylic Vessel, water, PMT glass and Steel Frame, it is in principle possible to use a brute-force simulation in which gamma rays are generated in the respective starting media and then propagated until the interaction in the target LS. The detector design relies on extensive shielding by the water buffer. Attenuation factors are as large as $\approx 10^{10}$ when it comes to gammas emitted by the Steel Tank and the surrounding rock, preventing the accumulation of meaningful event statistics by the standard method. Instead, we have implemented a geometrical biasing approach that is provided as part of the GEANT4 framework [25,26]. For events from the rock, our implementation of the biasing approach offers an efficiency gain of over 10^6 compared to the "standard" simulation.

The corresponding external background rates in OSIRIS are listed in Tab. 3. In standard OSIRIS dimensions, the dominating external gamma signal rate is caused by the cavern rock, amounting to 3.8 background counts per second in the LS volume. The PMTs have been placed sufficiently far from the LS volume to contribute only 1.5 events per second. All other contributions are negligible. While these rates are sufficiently low for the measurement program of OSIRIS, overcoming this background levels will make a pp neutrino detection very challenging. This is a main driver for the changes in geometric design that are lined out in Sec. 2.2. By adding shielding around the water tank and removing the PMTs further from the LS volume, background rates can be reduced to a level of 2.8 mBq (Tab. 3). This rate has been obtained by scaling the contributions of the main gamma branches regarded in the OSIRIS biasing study by the gamma attenuation in 1.2 m of water expected at the respective energies. A further issue is the Acrylic Vessel.

Table 3: Limits on radio contamination of the OSIRIS detector materials, estimated background levels for OSIRIS and Serappis including the effect of the improved water/concrete shielding. We assume that, in case the Acrylic Vessel turns out to be close to OSIRIS specification limits, it will be replaced for Serappis

Component	Contamination [Bq/kg]			Mass	Rate in LS [s ⁻¹]	
	⁴⁰ K	²³² Th	²³⁸ U		OSIRIS	Serappis
Cavern Rock	$2.2 \cdot 10^2$	$1.23 \cdot 10^2$	$1.42 \cdot 10^2$	—	3.8	$2 \cdot 10^{-3}$
Water Tank	$2.6 \cdot 10^{-1}$	$4 \cdot 10^{-2}$	$7 \cdot 10^{-2}$	36 t	$1.2 \cdot 10^{-4}$	$1.2 \cdot 10^{-4}$
PMT Glass	1.9	1.7	4.8	0.6 t	1.5	$0.8 \cdot 10^{-3}$
Steel Frame	0.27	0.16	0.24	3 t	$2.4 \cdot 10^{-2}$	$1.2 \cdot 10^{-5}$
Acrylic Vessel	$5.3 \cdot 10^{-4}$	$9.1 \cdot 10^{-5}$	$1.1 \cdot 10^{-6}$	1.3 t	$2.3 \cdot 10^{-2}$	negligible

Based on the radiopurity levels that have been measured during its production (Tab. 3), the rather sturdy vessel (3 cm wall thickness) will remain as the largest gamma background source in Serappis. Hence, a replacement (possibly by a thin-walled spherical vessel or nylon balloon) will have to be considered. We assume in the following that such a replacement is technically feasible and the background contribution of the new vessel will again be negligible compared to other external sources.

The output of the OSIRIS background simulation are true energy depositions in the LS volume. At these energies, gamma rays deposit their energy mostly based on Compton scattering. In agreement with standard MC treatment, we regard the barycenter of energy depositions as the true (i.e. mean reconstructed) event vertex. It should be noted that gamma rays interacting close to the boundary of the LS volume may deposit only part of their energy inside the LS, leading to a reduction in visible energy. This is a very relevant effect for pp neutrino detection since these events populate the relevant low-energy region of the visible energy spectrum. However, vertices are expected to be reconstructed close to the vessel boundary and can be removed efficiently by a fiducial volume cut.

To include this effect, we smear the reconstructed position of the γ vertices according to the simplified treatment described in Sec. 4.1, taking into account the visible energy deposition. The resulting event distributions inside the LS volume are displayed in Fig. 4: the left panel displays a two-dimensional projection of the vertex positions on the cylinder axis and radius, the right panel shows the reconstructed energy distribution for the events assorted by cylinder layers. Obviously, most of the gamma events are expected to be reconstructed close to the verge of the LS vessel, facilitating a significant reduction of the external background rate based on a cylindrical fiducial volume cut. Based on these distributions and an optimization study for the fit uncertainties (Sec. 5), we apply a cut at 1.2 m in cylinder radius and half-height to define the fiducial volume for the further analysis. At high energies, the 2.6 MeV gammas emitted in the decay of ²⁰⁸Tl are penetrating the deepest into the LS volume. On the other hand, event vertices are smeared out by the insuf-

ficient p.e. statistics at the low-energy end of the spectrum. Both features are clearly visible in the external gamma spectrum shown in Fig. 5.

5 Expected Sensitivity

To determine the potential sensitivity of Serappis to the pp neutrino flux, we perform spectral fits to MC data sets that are largely inspired by the corresponding Borexino pp analysis. In our somewhat simplified fit model, we take into account the five most relevant low-energy neutrino signals and radioactive backgrounds inside the fiducial volume (Figure 5): solar pp and ⁷Be neutrinos, ²¹⁰Bi, ²¹⁰Po, external gammas and of course ¹⁴C. Contrariwise, we do not include all other solar neutrino species since their contributions in the low-energy spectral regions are negligible. Moreover, for the purpose of the pp fit a spectral contribution by ⁸⁵Kr is largely exchangeable with a higher ²¹⁰Bi background and is thus not considered separately. For ²¹⁰Bi, we assumed a decay rate of 0.18 per day and ton, corresponding to Borexino levels [4]. ²¹⁰Po is included at the same rate. However, since there is no spectral overlap with the pp recoil electrons, it does not influence the fit result. Finally, we do not include the background from ¹⁴C pile up since at the lower ¹⁴C rates and volume of Serappis, the contribution can be expected to be many orders of magnitude smaller than in Borexino.

Under these assumptions, we perform a log-likelihood fit of the five components j to the MC data spectrum:

$$-2 \log \mathcal{L}(n_j) = \sum_i -2 \log P(n_i, \mu_i) + \sum_j \left(\frac{(n_j - 1) \hat{\mu}_j}{\sigma_j} \right)^2 \quad (1)$$

The free fit parameters are the normalization factors n_j relative to the input rates in the data spectrum. The first term denotes the fit to the data values in the energy bins: the expectation value of the fit in the i -th energy bin is denoted by $\mu_i = \sum_j n_j \mu_{i,j}$, with $\mu_{i,j}$ the spectral contribution of a specific fit component j . The second sum represents optional penalty terms that are based on independently determined background rates $\hat{\mu}_j$ with uncertainties σ_j (see below). As described in Sec. 4, the spectra used for the fit components are derived as well from MC simulations.

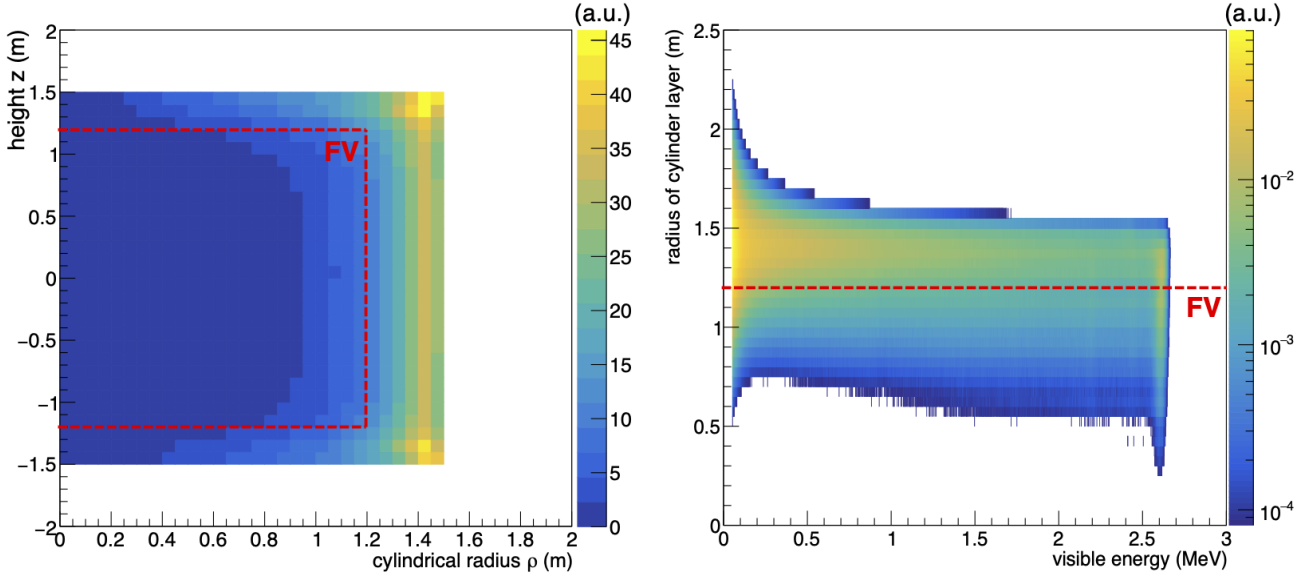


Fig. 4: Event distributions of the external gamma-ray background, assuming a photoelectron yield of 1500 pe/MeV and Gaussian energy and vertex smearing. *Left*: spatial distribution of true energy depositions inside the Acrylic Vessel. *Right*: cylinder-layer distribution of reconstructed vertices as a function of reconstructed gamma energy. Note the enhanced radial smearing of vertices at the lowest energies. The default fiducial volume is indicated with the red dashed line

Figure 5 shows an exemplary fit to a data spectrum including statistical variations. It uses a lower energy limit of 50 keV to avoid threshold effects. Comparable to the situation in Borexino, ^{14}C is dominating in the low-energy regime, while ^7Be neutrinos and external gammas are the largest contributions at higher energies. The pp neutrino signal emerges from background only in a narrow energy region at the foot of the ^{14}C spectrum. Note that the sensitivity studies described below mostly use the Asimov data set to obtain a median expectation value. The validity of the simplification in this special case has been tested by fitting 1000 statistically smeared data sets according to our default scenario (see below).

5.1 Default scenario

Based on the experimental layout of Serappis presented in Section 2, we define a default scenario for the spectral fits. For this, we assume a liquid scintillator (LS) with a ^{14}C abundance of $R(^{14}\text{C}) = 10^{-20}$. Light collection is upped by Winston cones to a photoelectron yield $Y_{pe} = 1,500 \text{ p.e./MeV}$. The external shielding to the cylindrical LS volume is 4.2 m. The corresponding optimum fiducial volume is $\rho, |z| < 120 \text{ cm}$, i.e. forfeiting the outer 30 cm of the scintillator volume to reduce the background from external γ -rays (and from possible contaminations on the vessel surface) to an acceptable level. The corresponding fiducial mass is 9.3 tons.

To obtain the sensitivity of this default scenario, some further choices have to be made for the fit. No penalties are assumed for the ^{14}C and external gamma rates, while the ^7Be rate measurement by Borexino is included as a constraint. As total measurement time we choose $T = 1,500$ days, corresponding roughly to a 5-years measurement. The exact value of the p.e. yield Y_{pe} is left as a free parameter in the fit and self-calibrates based on the ^{14}C spectrum and the ^{208}Tl peak. Similarly to the situation in Borexino, the fit threshold is set to 50 keV. In this default configuration, Serappis is able to measure the pp interaction rate with a relative uncertainty of $\delta_{pp} = 3.4\%$, i.e. reaching into the range that will be interesting from point of view of neutrino oscillations.

5.2 Dependence on detector performance

To explore the relative importance of the detector performance on the final sensitivity, we extended the study by varying the corresponding parameters within their conceivable bounds. The results for δ_{pp} are summarized in Table 4.

- (a) **^{14}C abundance R .** Key to the Serappis approach is the use of a low- ^{14}C LS for the neutrino target. We assume $R \sim 10^{-20}$ as a default that corresponds to the lower end given in Ref. [18]. However, even lower values of R might be achieved in case of a reservoir with extremely low nitrogen content or surrounding radioactivity. Hence,

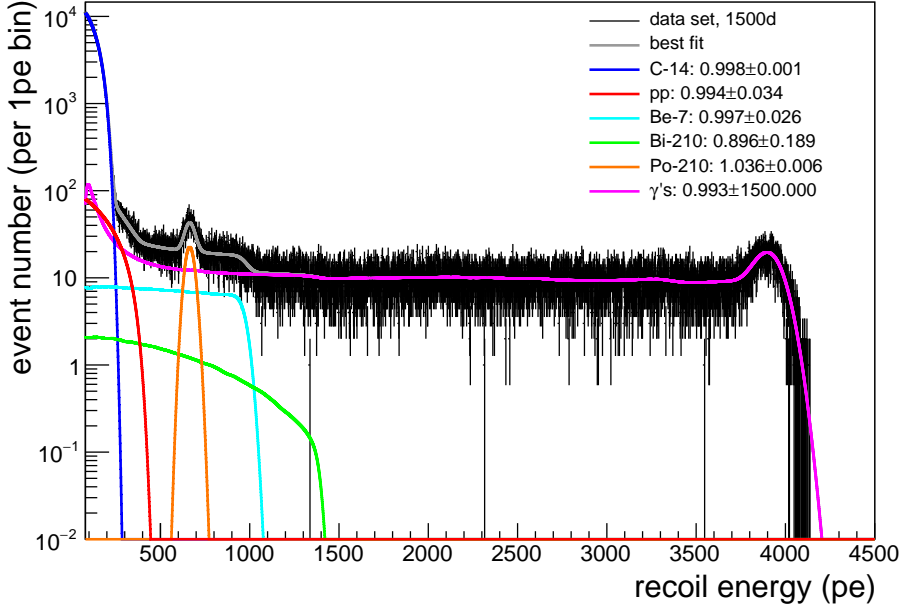


Fig. 5: Spectral fit to the default scenario

we vary R in a range from 10^{-22} to the 10^{-18} level achieved in the Borexino CTF. The corresponding range in δ_{pp} is 2.5% to 5.0%.

It is worth to note that even at $R \sim 10^{-18}$, the sensitivity of Serappis would be about a factor 2 better than Borexino's. Pushing the measuring time and p.e. yield to their optimum values results in a sensitivity of $\delta_{pp} \sim 3.3\%$. A precision pp measurement is thus possible even without identifying a low- ^{14}C scintillator but limited to the 3% level.

- (b) **Photoelectron yield Y_{pe} .** High energy resolution reduces the overlap between the ^{14}C and pp neutrino spectra and thus facilitates the separation of the two components by the fit. We can a range from 250 pe/MeV, corresponding to the yield expected for the OSIRIS setup, to 2,000 pe/MeV which assumes $\sim 67\%$ optical coverage. While there is a substantial increase in δ_{pp} sensitivity from 6% to 4% in the range below 1,000 pe/MeV, sensitivity almost stabilizes in the range above. Therefore, the default $Y_{pe} = 1500$ pe/MeV seems to reside close to the sweet spot between experimental effort and gain in sensitivity.
- (c) **Measuring time T .** The accumulation of signal statistics has a great effect on pp sensitivity. While Serappis profits from the relative smallness in many aspects (LS preparation, light collection, absence of ^{14}C pile-up), sensitivity is too a large part dependent on the collected statistics. We varied T in steps of 500 d up to a maximum duration of 3,000 days, corresponding to

maybe 10 years of detector operation and $\delta_{pp} \sim 2.5\%$. Experience gained in Borexino shows that it is very hard to keep the detector performance stable over such a long period of time – the largest data sets analyzed are about 5 years, corresponding to the default value for T assumed here.

- (d) **Internal ^{210}Bi backgrounds.** A further important factor for the final sensitivity is the internal background. As explained above, this mostly concerns the levels of β -decays of ^{210}Bi and ^{85}Kr that are somewhat interchangeable. We vary the corresponding rate in the range from 10^{-2} to 100 decays per ton LS and day, which corresponds roughly to an order of magnitude better and two orders worse than the situation in Borexino. While lower ^{210}Bi levels have almost no effect, the pp sensitivity starts to deteriorate for background rates above 1 decay per day and ton.
- Clearly, achieving radiopurity levels comparable to Borexino's is not a small feat. However, Serappis will be able to profit from the extensive infrastructure available for the purification of the JUNO scintillator. What is more, the amount of LS required is quite low, enabling repeated purification of the entire target volume while monitoring the progress made on ^{210}Bi levels. A ^{210}Bi on the level of Borexino can thus be considered to be within reach.
- (e) **External constraints on ^{14}C and gamma background.** In most of the scenarios investigated above, the application of penalties on ^{14}C and gamma normalization as part of the likelihood (1) has only a minor impact on

the result. However, the situation changes considerably once the basic sensitivity of the scenario reaches the 2% mark. At this stage, putting external constraints can decisively improve sensitivity. This situation is investigated in the 5th row (e) of Tab. 4: Starting from a very optimistic scenario of ultra-low ^{14}C abundance $R \sim 10^{-22}$, long measuring time $T = 3,000\text{ d}$ and optimum light yield $Y_{pe} = 2,000\text{ pe/MeV}$, δ_{pp} reaches an accuracy of 1.9%. Adding a Borexino-like prior of 2% on both ^{14}C and gamma rate will improve this result to 1.5%. For 0.1% priors, accuracy would reach 1.2%.

As described in Ref. [3], the pp analysis in Borexino uses an untriggered count of ^{14}C decays to obtain a 2.2% prior on the decay rate. Some improvement seems likely to be feasible, although a result beyond 1% seems very hard to achieve. Similarly, the gamma background rate can be calibrated to high precision by studying the event distribution in the outer layers of the LS volume that are not part of the fiducial volume and extrapolating to the inside. This might be relatively easy to achieve given that Serappis has a rigid target geometry due to the acrylic vessel, removing many ambiguities that are present in Borexino due to the irregular shape of the nylon balloon.

In summary, the following conclusions can be drawn from the above discussion: If only one of the decisive experimental aspects (i.e., ^{14}C abundance, measuring time) are improved, sensitivity of Serappis could reach the 2.5% level. If both and the energy resolution are improved, the pp rate uncertainty can be reduced below the 2% level. In this case, the application of external priors has the potential to reduce the effective uncertainty close to the 1% level, i.e. comparable to SSM level uncertainties of the pp flux prediction.

5.3 Elastic neutrino-electron scattering and the Weinberg angle

As lined out in Section 1, the low-energy differential cross-section for elastic scattering of neutrinos off electrons features a slight dependence on the exact value of the Weinberg angle θ_W . In Ref. [10], a study has been carried out for DARWIN to understand how well the ν_e survival probability and θ_W can be constrained by measuring the low-energy end of the electron recoil spectrum. It is found that $\sin^2 \theta_W$ can be constrained on the 4% level. While this is much less precise than theoretical predictions (e.g. of $\sin^2 \theta_W = 0.23867 \pm 0.00016$ from [27]) it would still be an important measurement since no other experimental data on θ_W is available in this energy range.

To investigate the impact θ_W might have on a pp measurement with Serappis, we have studied the dependence of the expected pp interaction rate and spectral shape. For this,

we rely on the pp recoil spectrum including radiative corrections presented in Ref. [28], that as well quantifies the impact of $\sin^2 \theta_W$ on the spectral shape.

To quantify the size of a possible effect, we include a parameterization of the $\sin^2 \theta_W$ dependence of the pp recoil spectrum to the fit. A change in $\sin^2 \theta_W$ effectively translates to a tilt of the electron recoil spectrum at the level of 0.1% for a 6.5% change in $\sin^2 \theta_W$ [28]. Given the shape of the pp recoil spectrum, this effect is most prominent at the low-energy end of the pp spectrum, i.e. features maximum impact in the DARWIN measurement while being of minor impact for Serappis.

We add a prior to the likelihood (Sec. 1) in order to study the effect of constraining this parameter. Inserting the expected value and uncertainties from theory, we consistently reproduce the results presented in Sections 5.1 and 5.2. In Tab. 4 (f), we quantify how far the constraint on $\sin^2 \theta_W$ can be weakened before it interferes with the precision of the pp neutrino rate measurement. As expected, the effect on the precision of a pp flux measurement is largely invisible until the uncertainty reaches the 5% level. A very large uncertainty of 10% would have to be assumed to seriously affect the accuracy of the flux measurement.

6 Conclusions and Outlook

The Serappis concept offers a very competitive approach for a precision measurement of the solar pp neutrino flux. The decisive performance parameters are excellent energy and spatial resolution, low external gamma and internal ^{210}Bi background levels, and the use of an organic liquid scintillator selected for ultra-low ^{14}C abundance. If those conditions are met, a measurement of the pp neutrino rate at the 3.5% level becomes possible within 5 yrs. Depending on the exact detector performance, even greater precision in the 1%–2% range might be achievable. This level of accuracy will be of interest not only for neutrino oscillations but also solar physics and the search for invisible energy loss processes.

The Serappis detector can be realized by a moderate upgrade of the OSIRIS facility. It will greatly profit from the availability of the invaluable infrastructure created for the JUNO experiment, both what concerns the possibilities for the pre-screening of low- ^{14}C scintillator samples and the purification of the LS from U/Th chain elements like ^{210}Bi . The upgraded facility could serve more than one purpose: Improved energy resolution and shielding will not only be of benefit for pp neutrinos but as well be valuable to test loaded LS samples for a future $0\nu\beta\beta$ phase of JUNO.

Acknowledgements This work was supported by the Deutsche Forschungsgemeinschaft (DFG), the Helmholtz Association, and the Cluster of Excellence PRISMA⁺ in Germany.

Table 4: Dependence of the relative pp flux uncertainty measured by Serappis, δ_{pp} , on (a) the ^{14}C content of the scintillator, (b) the photo electron yield, (c) the measuring time T , and (d) the level of internal ^{210}Bi background. All other parameters are kept according to the default scenario. For table (e), $R = 10^{-22}$, $Y_{pe} = 2,000 \text{ pe/MeV}$ and $T = 3,000 \text{ d}$ is assumed while studying the impact of external constraints on the ^{14}C and γ rates. Table (f) studies the dependence of the result on an external constraint on the Weinberg angle θ_W

(a)	$R(^{14}\text{C})$	Borex	10^{-18}	10^{-19}	10^{-20}	10^{-21}	10^{-22}
	δ_{pp}	5.6%	5.0%	4.2%	3.4%	2.8%	2.5%
(b)	$Y_{pe} [\text{pe/MeV}]$	250	500	750	1,000	1,500	2,000
	δ_{pp}	4.3%	4.1%	3.7%	3.6%	3.4%	3.3%
(c)	$T [\text{d}]$	500	1,000	1,500	2,000	2,500	3,000
	δ_{pp}	6.1%	4.2%	3.4%	3.0%	2.7%	2.5%
(d)	$^{210}\text{Bi} [/(dt)]$	10^{-2}	0.16	0.5	1	5	10
	δ_{pp}	3.4%	3.4%	3.6%	3.8%	4.9%	5.8%
(e)	$\sigma(^{14}\text{C}, \gamma)$	1	0.1	0.05	0.02	0.01	10^{-3}
	δ_{pp}	1.9%	1.8%	1.7%	1.5%	1.3%	1.2%
(f)	$\sigma(\theta_W)$	0.07%	0.1%	1%	5%	10%	100%
	δ_{pp}	3.4%	3.4%	3.5%	3.6%	3.8%	13%

References

1. A. Serenelli, *Eur. Phys. J. A* **52**(4), 78 (2016). DOI 10.1140/epja/i2016-16078-1
2. T. Kirsten, *J. Phys. Conf. Ser.* **120**, 052013 (2008). DOI 10.1088/1742-6596/120/5/052013
3. G. Bellini, et al., *Nature* **512**(7515), 383 (2014). DOI 10.1038/nature13702
4. M. Agostini, et al., *Nature* **562**(7728), 505 (2018). DOI 10.1038/s41586-018-0624-y
5. J.N. Bahcall, C. Pena-Garay, *New J. Phys.* **6**, 63 (2004). DOI 10.1088/1367-2630/6/1/063
6. I. Esteban, M. Gonzalez-Garcia, M. Maltoni, T. Schwetz, A. Zhou, *JHEP* **09**, 178 (2020). DOI 10.1007/JHEP09(2020)178
7. A. Abusleme, et al., (2021). Accepted by *Progr. Part. Nucl. Phys.*
8. N. Vinyoles, A. Serenelli, F.L. Villante, S. Basu, J. Redondo, J. Isern, *JCAP* **10**, 015 (2015). DOI 10.1088/1475-7516/2015/10/015
9. A. Abusleme, et al., (2021). Accepted by *Eur. Phys. Jour. C*
10. J. Aalbers, et al., *Eur. Phys. J. C* **80**(12), 1133 (2020). DOI 10.1140/epjc/s10052-020-08602-7
11. F. An, et al., *J. Phys. G* **43**(3), 030401 (2016). DOI 10.1088/0954-3899/43/3/030401
12. Z. Li, et al., *Nucl. Sci. Tech.* **32**(5), 49 (2021). DOI 10.1007/s41365-021-00885-z
13. L. Oberauer, C. Grieb, F. Feilitzsch, I. Manno, *Nuclear Instruments and Methods in Physics Research Section A: Accelerators, Spectrometers, Detectors and Associated Equipment* **530**(3), 453 (2004). DOI <https://doi.org/10.1016/j.nima.2004.05.095>. URL <http://www.sciencedirect.com/science/article/pii/S016890020401085X>
14. O. Smirnov, O. Zaimidoroga, A. Derbin, *Phys. Atom. Nucl.* **66**, 712 (2003). DOI 10.1134/1.1575571
15. A. Derbin, O. Smirnov, O. Zaimidoroga, *Phys. Atom. Nucl.* **67**, 2066 (2004). DOI 10.1134/1.1825531
16. G. Alimonti, et al., *Phys. Lett. B* **422**, 349 (1998). DOI 10.1016/S0370-2693(97)01565-7
17. G. Keefer, *AIP Conf. Proc.* **1338**, 175 (2011). DOI 10.1063/1.3579578
18. E. Resconi, Measurement with the upgraded counting test facility (CTF-2) of the Solar Neutrino Experiment Borexino. Ph.D. thesis, Genoa U. (2001)
19. G. Bonvicini, N. Harris, V. Paolone, (2003)
20. C. Buck, et al., *Prib. Tekh. Eksp.* **2012**(1), 40 (2012). DOI 10.1134/S0020441212010022
21. T. Enqvist, et al., *J. Phys. Conf. Ser.* **888**(1), 012098 (2017). DOI 10.1088/1742-6596/888/1/012098
22. M. Wurm, Untersuchungen zu den optischen Eigenschaften eines auf PXE basierenden Flüssigszintillators und zum Nachweis von Supernovae Relic Neutrinos mit dem zukünftigen Neutrinodetektor LENA. Master's thesis, TU Munich (2005)
23. H. O'Keefe, E. O'Sullivan, M. Chen, *Nucl. Instrum. Meth. A* **640**, 119 (2011). DOI 10.1016/j.nima.2011.03.027
24. H. Back, et al., *JINST* **7**, P10018 (2012). DOI 10.1088/1748-0221/7/10/P10018
25. C. Genster, Software and hardware development for the next-generation liquid scintillator detectors JUNO and OSIRIS. Ph.D. thesis, RWTH Aachen U. (2019). DOI 10.18154/RWTH-2019-11430
26. J. Allison, et al., *Nucl. Instrum. Meth. A* **835**, 186 (2016). DOI 10.1016/j.nima.2016.06.125
27. J. Erler, M.J. Ramsey-Musolf, *Phys. Rev. D* **72**, 073003 (2005). DOI 10.1103/PhysRevD.72.073003
28. J.N. Bahcall, M. Kamionkowski, A. Sirlin, *Phys. Rev. D* **51**, 6146 (1995). DOI 10.1103/PhysRevD.51.6146