

# FakeWake: Understanding and Mitigating Fake Wake-up Words of Voice Assistants

Yanjiao Chen  
Zhejiang University  
chenyanjiao@zju.edu.cn

Yijie Bai  
Zhejiang University  
baiyj@zju.edu.cn

Richard Mitev  
Technical University of Darmstadt  
richard.mitev@trust.tu-darmstadt.de

Kaibo Wang  
Zhejiang University  
kaibo@zju.edu.cn

Ahmad-Reza Sadeghi  
Technical University of Darmstadt  
ahmad.sadeghi@trust.tu-darmstadt.de

Wenyuan Xu  
Zhejiang University  
xuwenyuan@zju.edu.cn

## ABSTRACT

In the area of Internet of Things (IoT) voice assistants have become an important interface to operate smart speakers, smartphones, and even automobiles. To save power and protect user privacy, voice assistants send commands to the cloud only if a small set of pre-registered wake-up words are detected. However, voice assistants are shown to be vulnerable to the *FakeWake* phenomena, whereby they are inadvertently triggered by innocent-sounding fuzzy words. In this paper, we present a systematic investigation of the *FakeWake* phenomena from three aspects. To start with, we design the first fuzzy word generator to automatically and efficiently produce fuzzy words instead of searching through a swarm of audio materials. We manage to generate 965 fuzzy words covering 8 most popular English and Chinese smart speakers. To explain the causes underlying the *FakeWake* phenomena, we construct an interpretable tree-based decision model, which reveals phonetic features that contribute to false acceptance of fuzzy words by wake-up word detectors. Finally, we propose remedies to mitigate the effect of *FakeWake*. The results show that the strengthened models are not only resilient to fuzzy words but also achieve better overall performance on original training datasets.

## CCS CONCEPTS

• **Security and privacy** → **Privacy protections**; • **Computing methodologies** → **Heuristic function construction**; • **Human-centered computing** → **Mobile devices**;

## KEYWORDS

voice assistants, fuzzy words, interpretable machine learning, security

## 1 INTRODUCTION

Voice assistants are popular interfaces embedded in smart Internet of Things (IoT) devices (e.g., smart speakers), which enable us to use voice commands to execute various operations, e.g., send messages, make calls, and even control (e.g., open the door) their IoT ecosystem (e.g., smart home appliances). Despite the recession under the influence of COVID-19, the global smart speaker market is expected to grow by 21% in 2021 [5]. With the omnipresence of voice assistants in the near future, the potential threats to user privacy and security regarding misconduct of voice assistants have to be addressed.

Almost all voice assistants adopt the wake-up mechanism. Before being triggered for receiving voice commands, voice assistants actively listen to the surrounding environment for wake-up words, which are usually short and catchy words chosen by manufacturers to brand their products<sup>1</sup>. Once the lightweight local detection model believes that it has detected a wake-up word, the voice assistant will record and send audio to the cloud for further analysis.

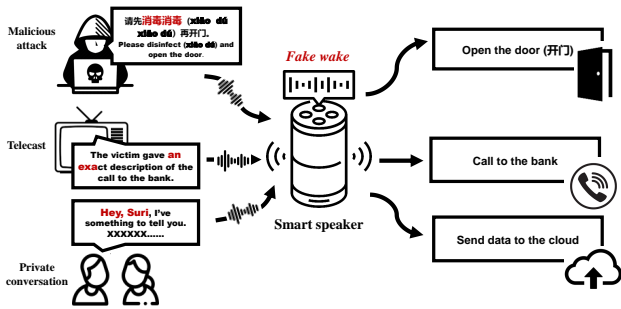
Unfortunately, voice assistants suffer from the *FakeWake* phenomena, whereby they can be wrongly activated by words that are not wake-up words. We define the words that are not wake-up words but induce the *FakeWake* phenomena as *fuzzy words*, and the ones that do not activate voice assistants as non-fuzzy words. The *FakeWake* phenomena is fairly prevalent: Recent surveys show that 50% of users wake their voice assistants up by mistake once a week and 28.5% of them even experience daily accidental wake-up [11, 39]. As shown in Figure 1, the *FakeWake* phenomena can be incurred by sources such as human conversation, TV shows [13, 37], and TTS-spoken texts [29, 37]. The *FakeWake* phenomena pose privacy and security risks, e.g., uploading audio with sensitive information to the cloud or accepting malicious commands without noticing. The Amazon Echo has been reported to be activated mistakenly and sent the recorded private conversation of family members to various random contacts [10]. Prior efforts have found several fuzzy words [13, 29, 37] without understanding why and how to defend against them. Thus, in this paper, we aim to systematic study the root causes and mitigation of the *FakeWake* problems.

Particularly, we focus on studying the *FakeWake* phenomena, aiming to answer the following questions.

- *How to efficiently generate a large collection of fuzzy words for a given voice assistant?*
- *What are the causes that lead to false acceptance of fuzzy words by wake-up detectors?*
- *How to strengthen wake-up detectors of voice assistants to be resilient against fuzzy words?*

**Generating.** First of all, we target at generating large quantities of fuzzy words for a given voice assistants in an efficient manner, which provides the samples for analyzing the causes of the *FakeWake* phenomena and to strengthen the wake-up word detector. A naive solution is to continuously play audio materials and record whether the smart speakers are activated or not, which

<sup>1</sup>A few voice assistants, e.g., Xiaomi, allow users to customize their own wake-up words, which may even aggravate the *FakeWake* phenomena if users choose convenient but commonly-used words.



**Figure 1: An illustration of the *FakeWake* phenomena. Various sources from the attacker-generated audios, TV shows and private conversations may incur the *FakeWake* phenomena, and result in privacy leakage and security threats.**

takes days or even weeks to find a few dozens of mis-activation incidents [13, 29, 37], and in many cases, the triggers are the real wake-up words themselves articulated in audio materials. For the sake of security, we are interested in fuzzy words that are not only able to activate the voice assistant but also sound dissimilar to the real wake-up word to avoid being detected by users. The task is made challenging because commodity voice assistants are typically black-box and we have little information of the AI-based wake-up word detection model. To address this challenge, we carefully design a framework for fuzzy word generation, which mutates the best candidates for fuzzy words to quickly create new fuzzy words through multiple evolutionary generations, and balances the wake-up rate and the dissimilarity distance.

Additionally, we investigate voice assistants for both English and Chinese, which have the most speakers worldwide [20]. To customize the generation framework for English and Chinese, we need to encode the English and Chinese words into vectors and quantify the dissimilarity distance between two English or Chinese words. Nonetheless, the word composition and pronunciation rules of English and Chinese are different, making it difficult to apply the same encoding system and dissimilarity measurement to the two languages. After carefully investigating the word structure and pronunciation patterns of English and Chinese, we tailor the generation framework to cater to the linguistic features of the two languages respectively.

Using our generation framework, we manage to find a total of 965 fuzzy words within 4 hours instead of 13 days [37], covering 8 popular English and Chinese smart speakers, i.e., Amazon Echo, Echo Dot, Google Assistant, Apple Siri, Baidu, Xiaomi, AliGenie, and Tencent. In particular, we have found 130 fuzzy words for Echo Dot and 322 for AliGenie. The subjective tests with human volunteers verify that the generated fuzzy words sound far from the real wake-up words, which means that these fuzzy words may be used to wrongly activate voice assistants in a more surreptitious way.

**Understanding.** Given the generated fuzzy words, we target at revealing why wake-up word detectors wrongly accept these fuzzy words. Under the black-box settings, explaining the *FakeWake* phenomena is challenging since we have no knowledge of the internal structure and parameters of wake-up word detectors, thus unable to gauge the cause of *FakeWake* at the model level. A

possible way of explanation is to measure the Levenshtein distance between fuzzy words and the real wake-up words [37]. However, experiments show that our generated fuzzy words have similar Levenshtein distance as non-fuzzy words to the real wake-up words. To address this problem, we develop a more sophisticated explanation framework. To start with, we train an interpretable tree-based binary classifier to distinguish fuzzy words from non-fuzzy words, based on which we deduce a dissimilarity score that can well separate fuzzy words and non-fuzzy words. Then, we pinpoint the features that contribute the most to the false acceptance of fuzzy words based on the SHAP value [27]. It is demonstrated that the decisive factors usually concentrate on a small snippet of the word, e.g., *ks* in Alexa and *ai* in Xiaomi (the wake-up word is *xiǎo ài tóng xué*, i.e., 小爱同学). We show that a wake-up word detector that concentrates on fewer decisive factors will have more fuzzy words.

Knowing the decisive factors that lead to false acceptance of fuzzy words is helpful in two aspects. On the one hand, we can quickly construct fuzzy words by keeping the decisive factors and alter the other parts of the words. On the other hand, wake-up word detectors may be strengthened against fuzzy words by paying special attention to the decisive factors.

**Mitigating.** After understanding the causes of false acceptance of fuzzy words, we can leverage the findings to help defend against the *FakeWake* phenomena, which is an unexplored territory, possibly due to a lack of access to commercial models. In regard to this, we propose two potential remedies. The first approach is to screen input audios for decisive factors, e.g., *ks*. If there is no decisive factor, the audio is fed into the lightweight wake-up word detector for decision-making; otherwise, the audio will be scrutinized by more complicated speech recognition models. The second method is to strengthen wake-up word detectors by retraining with the generated fuzzy words. As the wake-up word detectors on commercial voice assistants are unavailable, we resort to the open-source GRU recurrent network model PRECISE [19]. Surprisingly, our experiments on five wake-up word detectors of "Alexa", "Computer", "Athena", "Hi Xiaowen" and "Hi Mia" show that the strengthened models not only reject more than 97% of the fuzzy words, but also become better at distinguishing non-fuzzy words. The possible reason is that the fuzzy words are near the decision boundaries of wake-up word detectors, which helps the detectors to learn the decision boundaries in a more efficient and more precise way. The main flow of our paper is summarized in Figure 2.

In summary, our main contributions are as follows.

- (1) We propose a systematic and automatic generation framework for producing fuzzy words and customize the framework for both English and Chinese voice assistants. We conduct extensive evaluations on eight most popular English and Chinese smart speakers, and find a total of 965 fuzzy words.
- (2) We build an explanation framework for the *FakeWake* phenomena, which locates the decisive factors that lead to false acceptance of fuzzy words.
- (3) We present countermeasures to strengthen wake-up word detectors against fuzzy words, which improve the overall performance of wake-up word detectors.

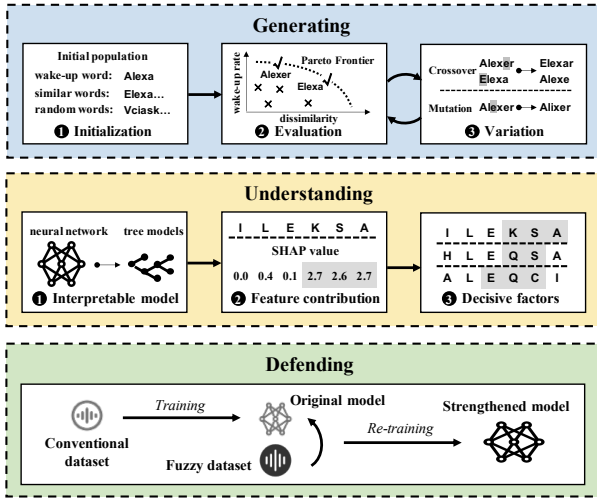


Figure 2: A systematic study on the *FakeWake* phenomena. We generate large quantities of fuzzy words for both English and Chinese smart speakers, and then analyze these fuzzy words to unveil the causes of their false acceptance by wake-up word detectors, based on which we propose remedies to mitigate the *FakeWake* phenomena.

Currently, manufacturers choose wake-up words with more concerns on commercial interests than on security. With our effort on dissecting the *FakeWake* problem, we hope to raise the attention on potential risks of wake-up words and motivate future works on improving the security of wake-up words and the robustness of wake-up word detectors.

## 2 BACKGROUND

### 2.1 Voice Assistant

Voice assistants enable smart devices to take voice commands from users to control connected smart systems. Almost all popular smart speakers and most smartphones are equipped with embedded voice assistants, e.g., Amazon Echo, Apple Siri, and Google Home. To reduce power consumption and protect user privacy, nearly every voice assistant uses a wake-up mechanism, i.e., no uploading recorded audios to the cloud until the wake-up word is detected. The wake-up word(s) for a voice assistant are usually unique or limited to a pre-registered set of words. For instance, Amazon Echo uses "Alexa" as its wake-up word and Google Home can be woken up by either "OK Google" or "Hey Google". Some Chinese voice assistants use their brand names as the wake-up words, e.g., "tiān māo jīng líng" for AliGenie (named 天猫精灵) and "xiǎo dù xiǎo dù" for Baidu smart speakers (named 小度).

It is known that voice assistants can be mistakenly woken up by fuzzy words other than the authentic wake-up words [11, 39], which raises security and privacy concerns. If such fuzzy words occur inadvertently in conversations or if malicious attackers play innocent-sounding audio files containing fuzzy words, smart speakers may be activated by mistake and transmit the recorded voice afterwards to the cloud or to specific contacts (e.g., the attacker). To make matters worse, attackers may issue malicious commands to the activated voice assistants, e.g., open the door or turn off the

alarm system, which poses great threat to user safety. Therefore, to protect voice assistants from being wrongly activated by fuzzy words is of great importance.

### 2.2 Wake-up Word Detection

Wake-up word detection is essential to voice assistants. During the standby mode, voice assistants listen to the environment and record snippets of audio samples (e.g., 3s) to check the presence of wake-up words. A voice-activity detection module confirms the presence of voice, and then extract features, e.g., the mel-frequency cepstrum coefficients (MFCC), to feed into detection models (e.g., GMM, HMM, DNN) to determine the existence of wake-up words. For most voice assistants, there is a lightweight local detector model deployed on the smart devices and a more complicated model deployed on the cloud. Only the audio samples that are believed to contain wake-up words by the local model will be sent to the remote model for further examination. Different from speech recognition models, wake-up word detectors are keyword-spotting models that only focus on differentiating a specific keyword from all other words rather than translating the texts for any audio content. The output of wake-up word detectors (accept or reject) is only known to the manufacturer but will not be fed back to the users.

### 2.3 Threat Model

Considering searching for fuzzy words for commercial voice assistants, we make the following assumptions.

**No access to the wake-up word detection model (black-box).** The attacker has no knowledge of the detection model, including model structure, parameters and hyperparameters<sup>2</sup>. The output labels and confidence scores of the wake-up word detector is also unavailable. The attacker can only interact with the voice assistant and observe whether it is activated or not, e.g., on/off of the LED.

**No access to the training dataset.** The training datasets of wake-up word detectors are privately collected by manufacturers with regard to the unique wake-up word of their products. The attacker has no access to the training dataset, thus cannot obtain the exact wake-up word detection model or infer any deficiency of the training process.

**Attacker's ability.** We assume that the attacker can acquire smart devices (e.g., smart speakers, smartphones) equipped with the targeted voice assistant. The attacker can query the smart devices for unlimited times, and indicate whether the voice assistant is activated or not. The attacker has speakers to play the generated fuzzy word candidates. Ultimately, the goal of the attacker is to insert the generated fuzzy words into innocent-sounding music or video clips to activate the voice assistant without users noticing, then to issue hidden commands to conduct malicious operations, e.g., upload private conversations to the cloud or open the door.

<sup>2</sup>Reverse-engineering the wake-up word detector, e.g., using model extraction methods, is possible. However, most recent model extraction methods achieve only about 70% agreement rate between the substitute model and commercial APIs [44].

### 3 GENERATING FUZZY WORDS

#### 3.1 Framework Overview

In the strict black-box settings, no information about the wake-up word detector is available, thus gradient-based optimization methods cannot be used to generate fuzzy words. Therefore, we resort to heuristic algorithms, which stochastically search for solutions without the gradient information. Among commonly-used heuristic algorithms, genetic algorithm is the most suitable one to solve the problem of fuzzy word generation. Simulated annealing suffers from slow convergence, and it is difficult to apply ant colony optimization (ACO) or particle swarm optimization (PSO) to generate fuzzy words, since ACO deals with problems that can be converted into shortest path finding problems on a graph, while PSO requires the position information in order to move a group of particles in a search-space towards the optimal solutions. Genetic algorithms treat each candidate solution as an individual that contains several chromosomes, and these chromosomes can be mutated and crossed-over to evolve into new individuals. For example, we can regard "alexa" as an individual consisting of chromosomes "a", "l", "e", "x" and "a". If we mutate the chromosome "a" to "i", we get a new individual "alexi", and if we cross "alexa" with "olive" at "e" and "i", we obtain two new individuals "alive" and "olexa".

The key to utilizing genetic algorithm to generate fuzzy words is how to create a diversified initial batch of words that can efficiently evolve into fuzzy words and how to measure whether a word is "good" in terms of its ability to activate the voice assistants and its dissimilarity to the real wake-up word. To tackle these problems, we design the fuzzy word generation framework as follows.

- (1) **Initialization.** To achieve both diversity and fast convergence, we include three groups of individuals in the initial batch: the real wake-up word itself, words that are similar to the wake-up word (measurement of similarity will be given in 3.2), and randomly-generated words. Note that we have tried to adopt an entirely random initial population, but found that most random words are non-fuzzy words, and will be killed in the first generation, leaving few to breed useful offspring.
- (2) **Evaluation.** If we only evaluate an individual in terms of its wake-up rate, the algorithm will end up producing individuals that are almost identical to the wake-up word to achieve high wake-up rate. To prevent this, we formulate the fuzzy word generation as a multi-objective optimization problem, which aims to find fuzzy words that have both high wake-up rate and high dissimilarity distance from the real wake-up word. Instead of simply using weighted sum to combine the two objectives, we leverage the concept of Pareto frontier to select non-dominated individuals [12], which preserves as many words as possible to improve diversity of the next generation of descendants. We rank individuals in a non-increasing order according to their wake-up rate and dissimilarity distance respectively, and non-dominated individuals are maintained for reproduction. An individual  $x_1$  is dominated by  $x_2$  if for all objective functions  $f_i(x)$ ,  $i = 1, \dots, N$ , we have

$$f_i(x_1) \leq f_i(x_2), \quad \forall i = 1, \dots, N \quad (1)$$

If there is no individual dominating  $x_i$ ,  $x_i$  is said to be non-dominated. In our problem, a word is non-dominated if there

is no other word that has both higher wake-up rate and larger dissimilarity distance than the word.

- (3) **Variation.** A new population is created by varying the survived individuals to maintain important pronunciation units and adjust other pronunciation units to find more fuzzy word candidates in the problem space. Commonly-used variation methods include crossover, recombination and mutation.

To customize the generation framework to different languages, there are two aspects that require specific design. First, we need to encode words by determining the number of variables representing each word and the range of each variable, thus an individual can be easily evaluated and transformed into a new individual that represents a valid word. For instance, how to encode "Alexa" or "xiǎo dù xiǎo dù" so that we can perform mutation or cross-over operations to generate new individuals that represent valid English or Chinese words? Secondly, we need to define the dissimilarity distance between two individuals. It is difficult to obtain the dissimilarity distance directly from the encoding, since the encoded vectors consist of numbers that do not carry the pronunciation information of the English or Chinese words. For example, "a", "e" and "f" may be encoded as "1", "5", and "6" respectively in the alphabetic order, but the dissimilarity distance between "e" and "a" are obviously smaller than that between "e" and "f".

English and Chinese voice assistants cover more than 85% of the global market [4]. In particular, Chinese smart speakers have occupied more than 51% market share in 2019 [34], but Chinese fuzzy words is less well studied. Mandarin Chinese and English are different as they belong to different language families. Chinese belongs to the Sino-Tibetan language family, while English belongs to the Indo-European language family. Unlike English, Chinese words are not made up with letters as in an alphabetic system, and the pronunciation of Chinese words cannot be inferred directly from the Chinese characters as Chinese is not a phonetic language. Moreover, Chinese and English vary greatly in pronunciation. Chinese is a tone language with four different tones, and pronouncing the same syllable in different tones indeed lead to different meanings. In contrast, English uses stress (rising or falling tones) to emphasize or express emotions, without changing the meaning of a word. In summary, Chinese and English have different word formations, pronunciation units and pronunciation rules, and we need to customize the generation framework for the two languages in appropriate ways. In the following subsection, we first present the design for the Chinese language, which is less well studied, then we present the design for the English language.

#### 3.2 Generating Chinese Fuzzy Words

A Chinese word is made up of Chinese characters, also known as sinogram or "hanzi". Chinese characters are very different from English letters. Each Chinese character is both the smallest meaning unit and the smallest pronunciation unit. The pronunciation of a Chinese character is represented by *pinyin*. The pinyin of a character consists of initials (e.g., x), finals (e.g., ai or iao) also known as vowels, and a tone. The pronunciation of a Chinese character is determined by its initial, final and tone. The pronunciation of a Chinese word is the combination of the pronunciation of each character. There is at most one initial in the pinyin of a character.

Some characters do not have an initial, e.g., ài (爱). There are 23 initials in total [17, 43]. There are one to two finals in the pinyin of a character. Some finals can be combined together, e.g., i and ao form iao, but some finals can not, e.g., i and ou. By considering valid final combinations as special finals, we have a total of 37 finals [17, 43]. There are four tones in Chinese, denoted by a diacritical mark on the finals, i.e., ā, á, ǎ, à for tone 1, 2, 3, 4 respectively. The same initial-final combination with different tones have different meanings, e.g., xiǎo (小) and xiào (笑) mean "small" and "laugh" respectively. Some initial-final combinations are invalid (cannot be pronounced), e.g., xang, no matter what the tone is. Some initial-final-tone combinations have no corresponding Chinese characters, e.g., jīng (精) is valid but there is no Chinese character that pronounces as jīng (the second tone). Such invalid combinations need to be culled during the evolution in the genetic algorithm.

**Encoding.** Since the pinyin of a Chinese character normally comprises of the initial, the final and the tone, we use three variables to encode a character. The range of each variable is the number of possible initials/finals/tones, which are 24 (23 initials and zero-initial), 37 and 4 respectively. Without loss of generality, we use the lexicographic order of initials/finals/tones [43] as the value of the variable. As far as we know, all Chinese wake-up words are composed of four characters. Hence, we encode each individual as a 12-dimension vector.

**Dissimilarity distance.** We cannot use the difference between encodings of two words to represent their dissimilarity, since the lexicographic order of initials/finals/tones does not reflect their pronunciation resemblance, e.g., "a", "o" and "an" are encoded as 1, 2 and 8 respectively, but "a" pronounces more closely to "an" than to "o". To capture the phonetic similarity between initials and finals, we leverage the high-dimensional embedding [26]. Let  $W_1 = [c_1^{(1)}, \dots, c_1^{(n)}]$  and  $W_2 = [c_2^{(1)}, \dots, c_2^{(n)}]$  denote two Chinese words, where  $c^{(i)}$  is the  $i$ -th character of a word. The dissimilarity distance is calculated as  $\text{dist}(W_1, W_2) = \sum_i \text{dist}(c_1^{(i)}, c_2^{(i)})$ , where  $\text{dist}(c_1^{(i)}, c_2^{(i)})$  is the distance between two characters at the same offset. The distance calculated in this way increases with the number of characters, thus we normalize the distance to  $[0, 1)$  using  $\tanh(\cdot)$ , a commonly-used sigmoidal function that normalizes the activation of neural networks [25].

$$\text{dist}(W_1, W_2) = \frac{1}{n} \sum_i \tanh(\text{dist}(c_1^{(i)}, c_2^{(i)})/A). \quad (2)$$

The distance is divided by constant  $A$  to attain a more evenly distribution. In our experiment, we set  $A = 100$ .

### 3.3 Generating English Fuzzy Words

An English word can be divided into graphemes (a letter or a letter combination) which correspond to different pronunciation units, i.e., phonemes. It is worth noting that people can pronounce words that they have never seen (e.g., foreign names) based on experience, and Text to Speech (TTS) engines can pronounce "non-dictionary words" [33], which increases the space of words for an attacker to generate fuzzy words.

**Encoding.** There are two special challenges facing the design for the English language. First, we need to decide whether to encode an English word based on its letter composition or phoneme

composition. An intuitive thought is to encode an English word according to its phoneme composition. Nevertheless, we have found that this is not applicable due to several reasons. Firstly, it is not always possible to convert a combination of phonemes into a word in letter, which makes it difficult to produce meaningful fuzzy words. Secondly, existing TTS services cannot pronounce phoneme combinations as naturally as letter combinations. The pronunciation of phoneme combinations sounds mechanical and incoherent, and cannot even wake up the voice assistants by saying the phoneme combinations of their real wake-up words. Therefore, we choose to encode English words according to their letter compositions.

The second challenge is that English words have varied length. An English word can be as short as 1 letter and as long as 17-18 letters. Two English words with different lengths may sound similar, e.g., loose and lose. Moreover, a combination of two English words may sound like one English word, e.g., a lot and allot. Among the top three English voice assistants [28], Amazon uses one word as the wake-up word, while Google and Apple use two. To address this problem, for a voice assistant with a specific wake-up word, we first use one variable to represent one letter, and then insert spaces (" ") between letters as a place holder to increase the overall length of an individual. The length of an individual is set as  $r$  times that of the original wake-up word (with a length of  $n$ ), where  $r > 1$  is generally set to 1.5. In this way, we not only address the problem of encoding wake-up words that are composed of two words, but also increase the diversity of the generated fuzzy words. To sum up, we use an  $r \times n$ -dimension vector to represent an individual, where each variable represents a letter or a space, and the variable value ranges from 1 to 27.

**Dissimilarity distance.** Similar to the Chinese language, the encoding of English words also does not carry pronunciation information, thus we choose phonemes instead of letters to quantify dissimilarity distance. Two same-length English words may have different numbers of phonemes, e.g., animal and beauty. To tackle this difficulty, we use Levenshtein distance between the phoneme composition of two English words to calculate their dissimilarity distance. Let  $W_1 = [p_1^{(1)}, \dots, p_1^{(m)}]$  and  $W_2 = [p_2^{(1)}, \dots, p_2^{(n)}]$  denote two English words, where  $p^{(i)}$  is the  $i$ -th phoneme of a word. The conventional Levenshtein distance [31] assumes that the distance between any pair of different phonemes is 1, while some phonemes sound similar and some phonemes sound far apart. Therefore, we integrate phonetic dissimilarity of phonemes [30] into the Levenshtein distance to quantify the dissimilarity distance between two words. Let  $\text{dis}(p^{(i)}, p^{(j)}) \in [0, 1]$  denote the dissimilarity of two phonemes. We have

$$\text{dist}(W_1, W_2) = \frac{D + I + 2 \sum_{(i,j) \in \mathcal{S}} \text{dis}(p_1^{(i)}, p_2^{(j)})}{m + n}, \quad (3)$$

where  $D$  and  $I$  denote the number of deletions and insertions respectively,  $\mathcal{S}$  is the set of substitutions which replaces phoneme  $p_1^{(i)}$  with  $p_2^{(j)}$ , and  $m$  and  $n$  are the length of  $W_1$  and  $W_2$  respectively. The dissimilarity between space and any phoneme is set as 1.

**Table 1: Generated fuzzy words for Chinese and English smart speakers. We show the top-ten fuzzy word examples with the highest dissimilarity distance.**

	Baidu	Xiaomi	AliGenie	Tencent	Amazon Echo	Echo Dot	Google	Apple Siri
Wake-up word	xiǎo dù xiǎo dù	xiǎo ài tóng xué	tiān māo jīng líng	jiǔ sì èr líng	Alexa	Alexa	Hey Google	Hey Siri
Total number	63	108	322	84	127	130	79	52
Mean dissimilarity	5.35%	6.26%	2.37%	2.66%	15.28%	15.29%	11.98%	9.92%
Top-ten examples wake-up rate	xiǎo lǒng xiǎo lǒng 20%	qiǎo bǎi dòng hè 90%	yān mǎn jīng líng 50%	jiǒng niào èr líng 30%	ilebser 70%	ureqssr 10%	heii googerl 60%	hey sserea 80%
	piǎo dòu piǎo dòu 10%	qiāng bǎi dòng sè 100%	yān mǎng jīng líng 100%	jīn sì ào líng 10%	ileqsar 60%	arleqsr 100%	heii googaa 30%	heai ssuree 50%
	tiǎo dòu tiǎo dòu 60%	qiào bǎi tōu shè 90%	wán mǎng jīng líng 40%	jiǒng sì èr lián 10%	ileqcer 90%	ilekcer 100%	heay gugal 100%	hay scir e 60%
	tiǎo dòng tiǎo dòng 20%	qiào cǎi dòng sè 100%	wáng mào jīng lín 10%	jiǒng shì èr lián 20%	ilekcer 70%	ilexcer 10%	hey googov a 100%	haiiascree 60%
	shāo dòu shāo dòu 20%	xiǎo cǎi dòng sè 100%	yán mào jīng líng 90%	jiǒng sì èr lián 100%	ileqsar 100%	ilexsar 100%	heii googurl 70%	heiyisree 20%
	jiǎo dòu jiǎo dòu 40%	qiǎo ē dū sè 100%	yān mào jīng líng 100%	jiǒng sì èr liáng 30%	ilexsar 100%	ileqsar 100%	heii gugurl 60%	heii sirea 70%
	qiào dòu qiào dòu 30%	qiǎo āi dū sè 100%	wán mào jīng líng 90%	jiǒng zì èr liáo 90%	ilexsar 100%	ileksar 100%	hea gougll 50%	haiy cire 80%
	qiào dòu qiào dòu 50%	qiàng āi dòng sàng 100%	yán mào jīng líng 90%	jiǒng sì èr mǐn 10%	ileksur 80%	ileksur 100%	hei googll a 100%	hey sirr e 100%
	qiào dòng qiào dòng 20%	qiàng āi chōu lè 100%	wán mào jīng líng 20%	jiǒng sì èr mǐn 30%	alexoer 60%	alekcir 70%	hei gooo r 20%	hey suru r a 70%
	xiǎo dòu xiǎo dòu 50%	qiào āi dòng sà 100%	wáng mào jīng líng 10%	jiǒng sì èr liáo 30%	ilexcer 100%	ileqser 100%	heiy googow l 50%	hay syrie e 100%

### 3.4 Experiment Results

We conduct extensive experiments to answer the following questions:

- (Q1) How does our proposed generation framework perform in producing fuzzy words for different Chinese and English smart speakers?
- (Q2) How does environmental factors, including volume, speed, noise levels and gender speaker, influence the robustness of the generated fuzzy words?
- (Q3) Do the generated fuzzy words sound different from the real wake-up words from the human perspective?

We will answer these questions after presenting the experiment settings.

**Evaluated voice assistants.** For English voice assistants, we conduct experiments on Amazon Echo, Amazon Echo Dot, Google Nest Mini and Apple HomePod. Amazon Echo and Amazon Echo Dot can be woken up by "Alexa", "Amazon", "Echo" or "Computer", and we focus on generating fuzzy words of "Alexa". Google Nest Mini can be woken up by "Hey Google" or "Ok Google", and we focus on generating fuzzy words of "Hey Google". Apple HomePod's wake-up word is "Hey Siri", the same as iPhone and iPad.

For Chinese voice assistants, we conduct experiments on Baidu, Xiaomi, AliGenie, and Tencent. Baidu smart speakers can be woken up by "xiǎo dù xiǎo dù" (小度小度), a repetition of the nickname of Baidu (百度). Xiaomi smart speakers can be triggered by "xiǎo ài tóng xué" (小爱同学), the Chinese name of Xiaomi's virtual assistant. AliGenie, also known as Tmall Genie, can be woken up by "tiān māo jīng líng" (天猫精灵), the Chinese name for the smart speaker. AliGenie can also be woken up by "nǐ hǎo tiān māo" (你好天猫), where "nǐ hǎo" means "hello" in Chinese. Tencent smart speakers can be activated by "jiǔ sì èr líng" (九四二零), which sounds similar to "I just love you" (就是爱你) in Chinese.

**Experiment setup.** As shown in Figure 4, our experiment setup consists of a laptop, a Raspberry Pi, a stereo and a light sensor. The laptop runs the generation algorithm to produce fuzzy words, and the stereo plays the audio of each generated fuzzy word to test its wake-up rate. The Raspberry Pi is equipped with a light sensor to detect whether the smart speaker is activated or not. The Raspberry Pi returns the wake-up rate of the fuzzy words to the generation algorithm to evaluate their fitness.

Our experiments are carried out in a quiet laboratory room. We employ pyttsx3 to generate the audio samples of fuzzy words by using TTS, which can articulate non-dictionary words [33]. The distance between the stereo and the tested smart speaker is 20 centimeters. We play the audio samples with the default male voice at a moderate volume. The play speed is set to 150 in pyttsx3 by default, which approximates the average speed of human speakers. Each word is played 10 times for wake-up rate computation.

**Performance of generation framework (Q1).** We display the results of fuzzy word generation in Table 1. A full list of generated fuzzy words is in the Appendix. Note that we consider the fuzzy words generated by the genetic algorithm as out of distribution, since subjective tests show that users perceive the fuzzy words as different from the real wake-up word. Furthermore, we leverage the generated fuzzy words to strengthen the wake-up word detector, which improves its performance regarding both fuzzy words and non-fuzzy words.

For Chinese voice assistants, Baidu has the fewest fuzzy words while AliGenie has the most fuzzy words. This indicates that repetition in xiǎo dù xiǎo dù may indeed mitigate the *FakeWake* phenomena. Tencent also has a small number of fuzzy words since the wake-up word jiǔ sì èr líng contains rich combinations of initials, finals and tones. AliGenie has a significantly larger number of fuzzy words since its wake-up word detector relies heavily on *ian* to detect the wake-up word, which we will explain in Section 4. For English

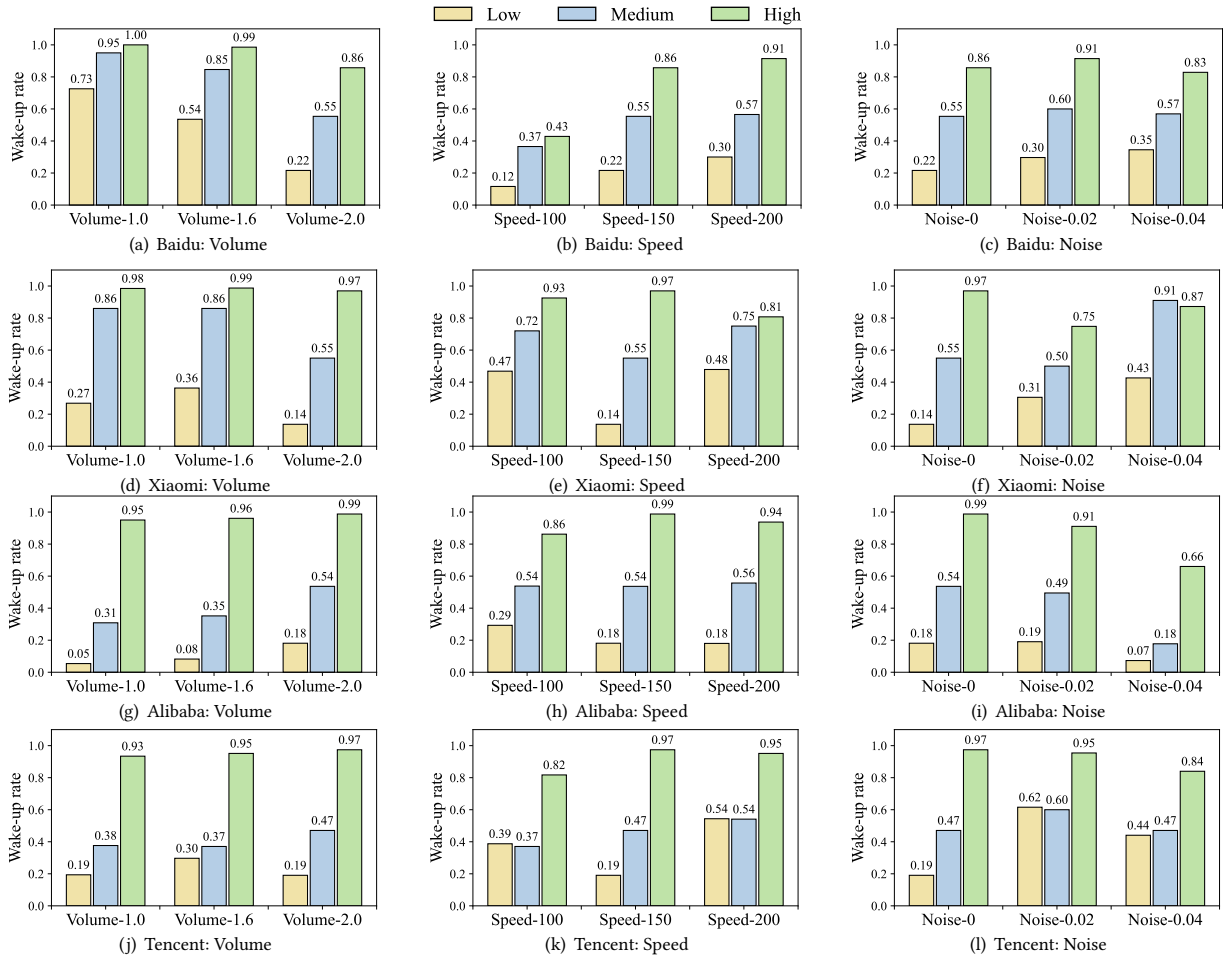


Figure 3: Wake-up rate of fuzzy words under different environments for Chinese voice assistants.




Figure 4: The experiment setup includes a laptop, a stereo, a Raspberry Pi, and a light sensor. The laptop runs the generation algorithm, and the stereo plays the generated fuzzy words over the air to the smart speaker. The Raspberry Pi equipped with the light sensor detects the activation of the smart speaker, which is fed back to the laptop to calculate the wake-up rate.

voice assistants, longer wake-up words, e.g., Hey Google and Hey Siri, have fewer fuzzy words. Also, Siri is a less commonly-used word with distinctive pronunciation, making it more difficult to produce its fuzzy words.

We show the wake-up rate distribution of fuzzy words for different voice assistants in Figure 6, where we divide the wake-up

rate into three ranges: low (0.1~0.3), medium (0.4~0.7), and high (0.8~1.0). More than 40% fuzzy words have high wake-up rate except for Baidu, which may be another benefit of word repetition.

**Environmental impact on fuzzy words (Q2).** We investigate the impact of volume, speed, noise level and speaker gender on the wake-up rate of generated fuzzy words. For volume, we change the volume to 1.6 and 2 times of the original volume. For speed, the original speed parameter is 150, and we change this parameter to 100 (slower) and 200 (faster). For noise level, we add Gaussian noise to audio samples to simulate environmental noises. The parameter of the Gaussian noise is set to 0.02 and 0.04. At 0.02, the signal-to-noise ratio (SNR) is around 40db (office, library), and at 0.04, the SNR is around 30db (soft music, whisper) [15, 23]. For speaker gender, the original audio samples use a male voice, and we change the voice to female. As the TTS we use does not support Chinese female voice, we test the impact of speaker gender only on English voice assistants.

#### Insight 1

Fuzzy words with high wake-up rate mostly maintain their wake-up rate when the environment changes.

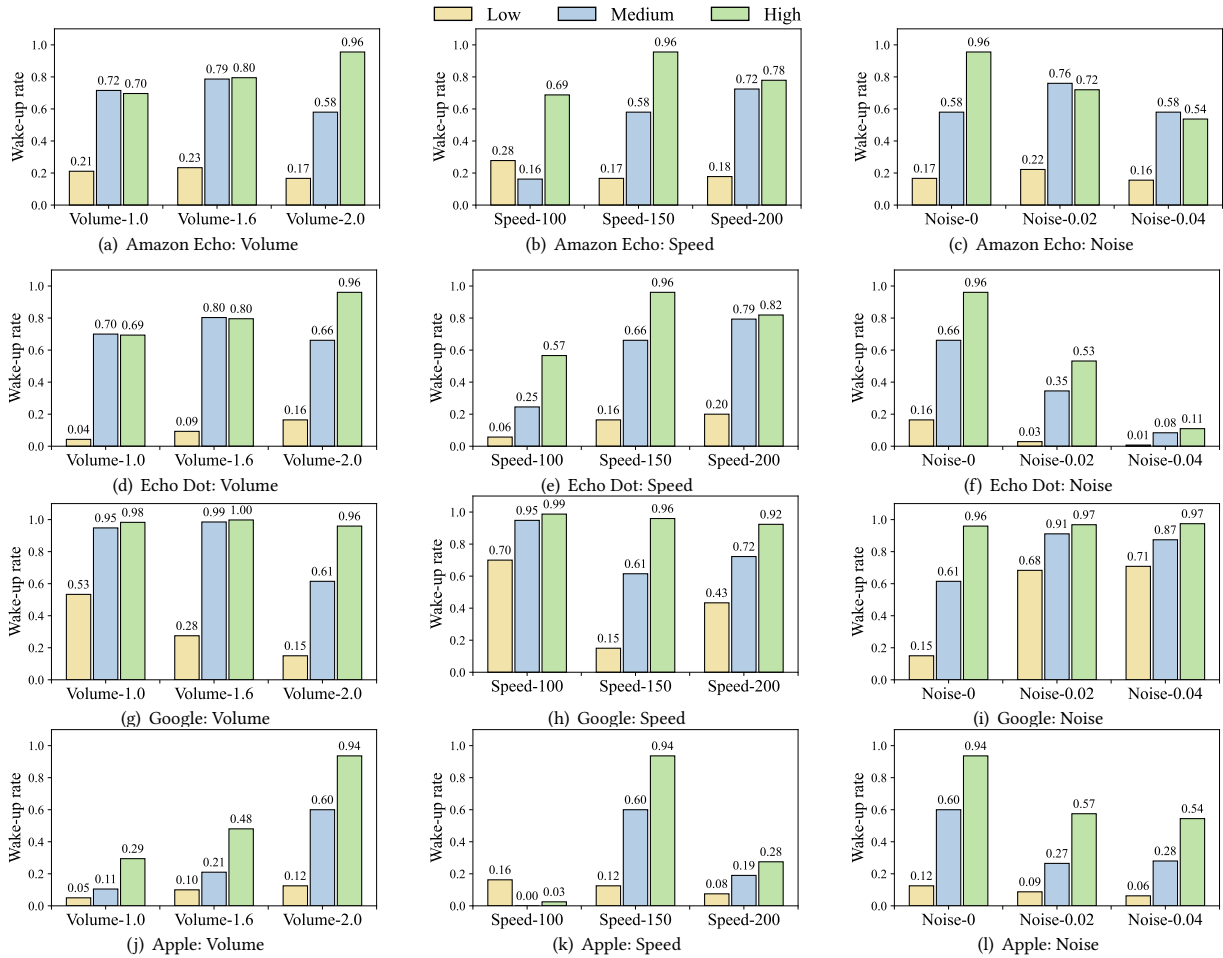


Figure 5: Wake-up rate of fuzzy words under different environments for English voice assistants.

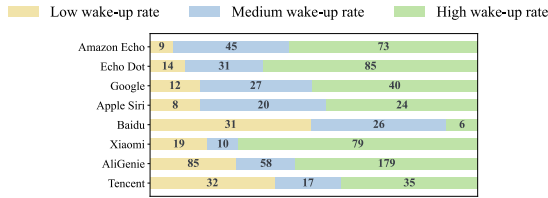


Figure 6: Distribution of fuzzy words for different voice assistants. Wake-up rate ranges: low (0-0.3), medium (0.4-0.7) and high (0.8-1.0). The numbers of fuzzy words are marked.

We demonstrate the experiment results of Chinese and English voice assistants in Figure 3 and Figure 10 respectively.

- *Volume*. With increased volume, the wake-up rate rises for most fuzzy words of most voice assistants. But for Baidu and Google, the wake-up rate decreases with a higher volume.
- *Speed*. Speed has a mixed influence on the wake-up rate. Generally, as speed increases, the wake-up rate first goes up then goes down, especially for the English voice assistants, e.g., Echo and Apple Siri. This may be because a slightly faster speed boosts coherence of the TTS, but a super fast speed makes the speech intelligible for the voice assistants.

- *Noise level*. In general, noises degrade the wake-up rate. But for Xiaomi, the wake-up rate for fuzzy words with medium wake-up rate grows to as high as 0.91 at a high noise level. Similar trend is also observed in Google.
- *Speaker gender*. After changing the speaker voice from male to female, the mean wake-up rate for fuzzy words with high wake-up rate decreases, while the mean wake-up rate for fuzzy words with medium and low wake-up rate increases. Due to page limitation, the results of the influence of speaker gender is in the Appendix.

**Perceptual difference of fuzzy words (Q3)**. We conduct a subjective test to investigate whether the generated fuzzy words with high dissimilarity distance according to the generation algorithm indeed sound different from the real wake-up words to human ears.

We have recruited 33 volunteers (5 females and 28 males). For each evaluated smart speaker, we choose the top 20 fuzzy words with the largest dissimilarity distance. We ask each volunteer to listen to the audio of each fuzzy word for 3 times and then evaluate the dissimilarity between the fuzzy word and the real wake-up word on a scale from 1 (very similar) to 5 (very dissimilar). We also ask each volunteer to score whether the fuzzy word is common in daily life on a scale from 1 (not common) to 5 (very common). We



show the results of the top 10 fuzzy words in Figure 11, and the results of the remaining fuzzy words are in the Appendix.

### Insight 2

Fuzzy words with high dissimilarity distance also have high perceptual difference from the real wake-up words.

As shown in Figure 11, for most voice assistants, the generated fuzzy words have an average perceptual difference of more than 3.0. Specifically, the fuzzy words for Xiaomi have high perceptual difference (more than 4.0), while the fuzzy words for Echo have relatively low perceptual difference (around 3.0). The fuzzy words with high perceptual difference tend to be regarded as less common in daily life. There is large variance for certain fuzzy words due to individual differences in hearing experiences.

## 4 UNDERSTANDING FUZZY WORDS

To understand the cause of the *FakeWake* phenomena, we aim to find the decisive factors that lead to false acceptance of fuzzy words. Nonetheless, we have no access to the black-box wake-up word detector, which makes it impossible to analyze the causes of false acceptance at the model level. Even if we have side information of the wake-up word detectors, they usually use deep learning models, which are notorious for its non-interpretable nature due to its highly nonlinear structures and massive parameters. Therefore, we try to explain the *FakeWake* phenomena by analyzing the generated fuzzy words.

A fuzzy word is considered as the wake-up word because the wake-up word detector is fooled by certain "similarities" between the two words. Measuring the similarities based on conventional metrics (e.g., calculating the Levenshtein distance between two words [37]) may not be appropriate since our generated fuzzy words have an expanded distribution of Levenshtein distance from the real wake-up words (as shown in Figure 8). Therefore, we need to dig deeper into the root causes of false acceptance of fuzzy words.

To address this challenge, we propose to build an interpretable tree-based classifier as a proxy to the inaccessible and inexplicable black-box wake-up word detector. Based on the classifier, we propose a dissimilarity score that can predict whether a word is likely to be accepted by the wake-up word detector or not. After that, we pinpoint phonetic features with the highest contributions to the classification results as decisive factors that have the most influence on the decision of wake-up word detectors.

**Dissimilarity score.** We train an interpretable model with the generated fuzzy words as positive samples and non-fuzzy words as negative samples, which simulates the behavior of the wake-up word detector. To extract features of each fuzzy word as the input to the model, we do not use the encoding of the genetic algorithm, since it consists only of numbers that do not carry pronunciation information. For Chinese, we leverage the high-dimensional embedding [26], which encodes each initial and each final into a two-dimensional vector. This embedding characterizes the phonetic features of a Chinese word. For English, since there is no high-dimensional embedding for phonemes, we use multi-dimensional scaling [22] to find an encoding that preserves the dissimilarity between phonemes [30]. We also encode each phoneme into a

two-dimensional vector. In summary, each initial/final/phoneme is encoded into two features.

We use gradient boosting classifier [16], an ensemble of weak classifiers (we use decision tree as the weak classifier), as the interpretable model. We perform 10-fold cross validation, and the results show that the interpretable models have a prediction accuracy of more than 90% for most voice assistants. The prediction accuracy of models for different voice assistants is in the Appendix. We use the output confidence score of a certain fuzzy word as its similarity score  $\gamma$ . The dissimilarity score equals  $1 - \gamma$ .

### Insight 3

Our constructed dissimilarity score can better separate fuzzy words and non-fuzzy words than Levenshtein distance.

Figure 8 displays the distribution of dissimilarity scores between fuzzy-words/non-fuzzy-words and real wake-up words. We can observe that fuzzy words and non-fuzzy words have similar expanded distributions in terms of Levenshtein distance, which indicates that Levenshtein distance is not a proper metric to predict whether a word is similar to the real wake-up word. In contrast, with our approach, non-fuzzy words have significantly higher dissimilarity scores than fuzzy words, which means that our constructed dissimilarity score can better predict whether a word is likely to be accepted by the wake-up word detector.

**Decisive factors.** In order to evaluate the contribution of each feature, we calculate their SHAP values [27]. We regard each feature as a "contributor", and add up contributions of all features to obtain the prediction result.

$$y_i = y_0 + \sum_j f(\alpha_i^{(j)}), \quad (4)$$

where  $y_i$  is the prediction result for sample  $x_i$ ,  $y_0$  is the mean prediction results of all samples,  $\alpha_i^{(j)}$  is the  $j$ -th feature of  $x_i$ , and  $f(\alpha_i^{(j)})$  is the contribution of  $\alpha_i^{(j)}$  to the prediction result.

Note that the contribution  $f(\alpha_i^{(j)})$  can be positive or negative. A positive contribution means that the feature is helpful for accurate prediction of whether a sample is a fuzzy word or not. For a certain fuzzy word  $x_i$ , let  $\mathcal{A}_i^+$  denote the set of features with positive contributions. We rank the elements in  $\mathcal{A}_i^+$  according to their contributions in a non-increasing order. We construct a set  $\mathcal{D}_i$  to represent important features for  $x_i$ , and then add elements in  $\mathcal{A}_i^+$  to  $\mathcal{D}_i$  sequentially until the ratio of the contribution of all elements in  $\mathcal{D}_i$  to the contribution of all elements in  $\mathcal{A}_i^+$  is more than a threshold  $\beta$ .

$$\frac{\sum_{k \in \mathcal{D}_i} f(\alpha_i^{(k)})}{\sum_{k' \in \mathcal{A}_i^+} f(\alpha_i^{(k')})} \geq \beta. \quad (5)$$

We consider a(n) initial/final/phoneme as a decisive factor for  $x_i$  if at least one of its two features is in  $\mathcal{D}_i$ . In this way, we can obtain the set of decisive factors and their contributions. The contribution of a(n) initial/final/phoneme is the sum of contributions of its features in  $\mathcal{D}_i$ .

We construct the set of decisive factors for each fuzzy word that is correctly classified by the interpretable model. We compare the

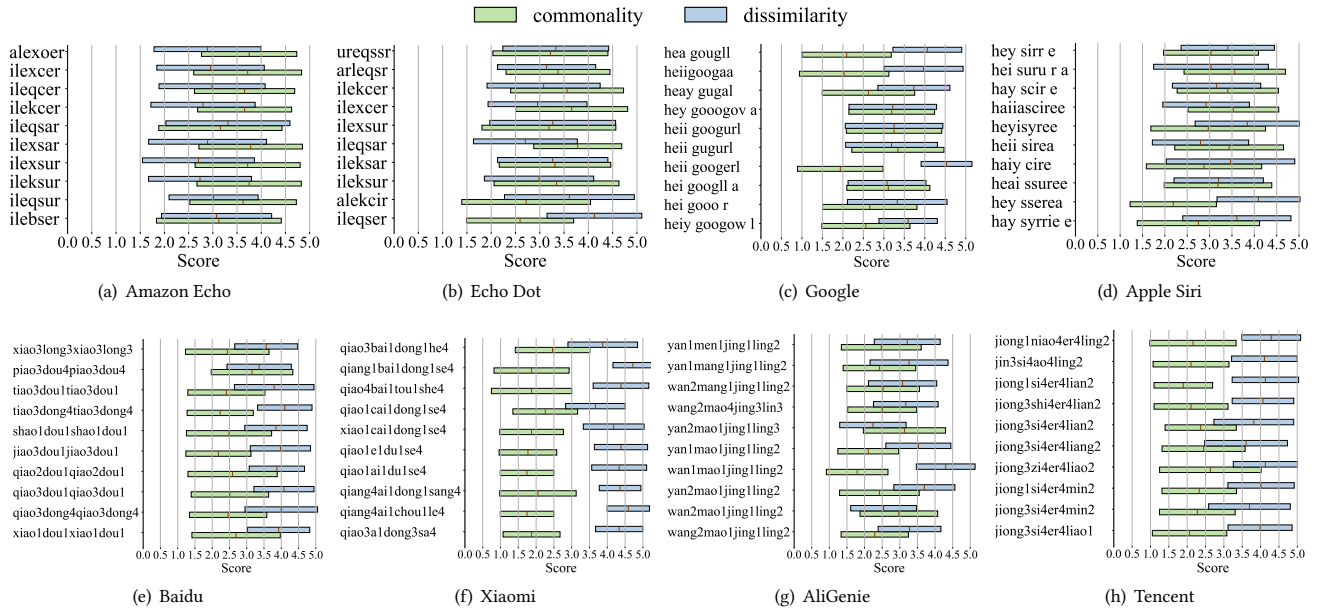


Figure 7: The results of subjective tests for the top-10 fuzzy words. The perceptual dissimilarity between fuzzy words and the real wake-up words ranges from 1 (very similar) to 5 (very dissimilar). The commonality of a fuzzy word in daily life ranges from 1 (not common) to 5 (very common).

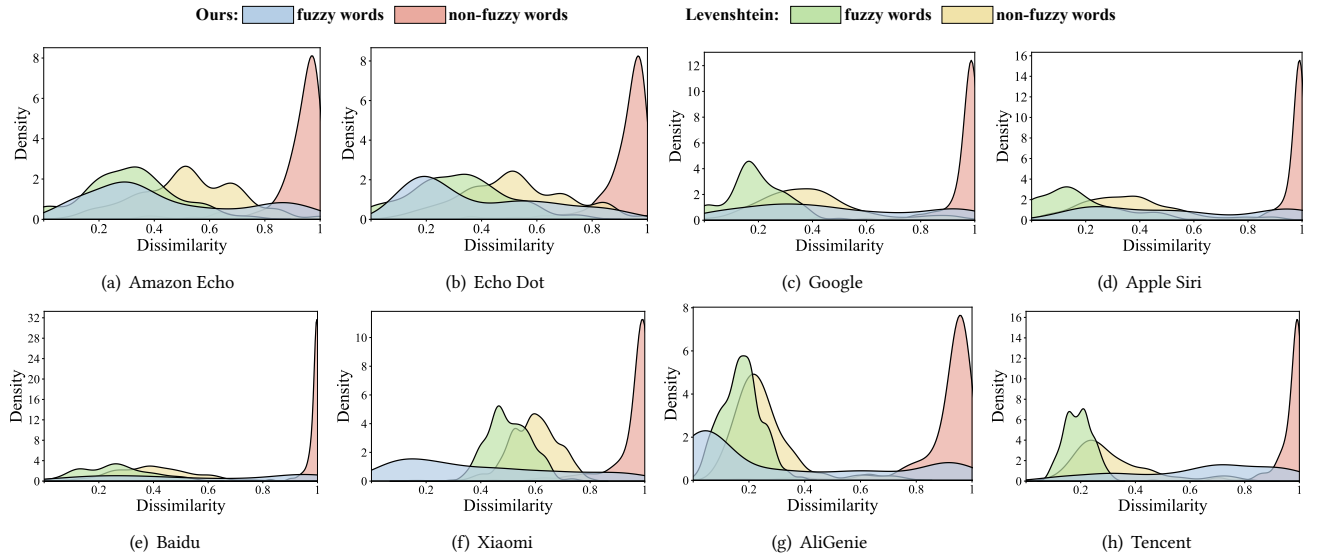
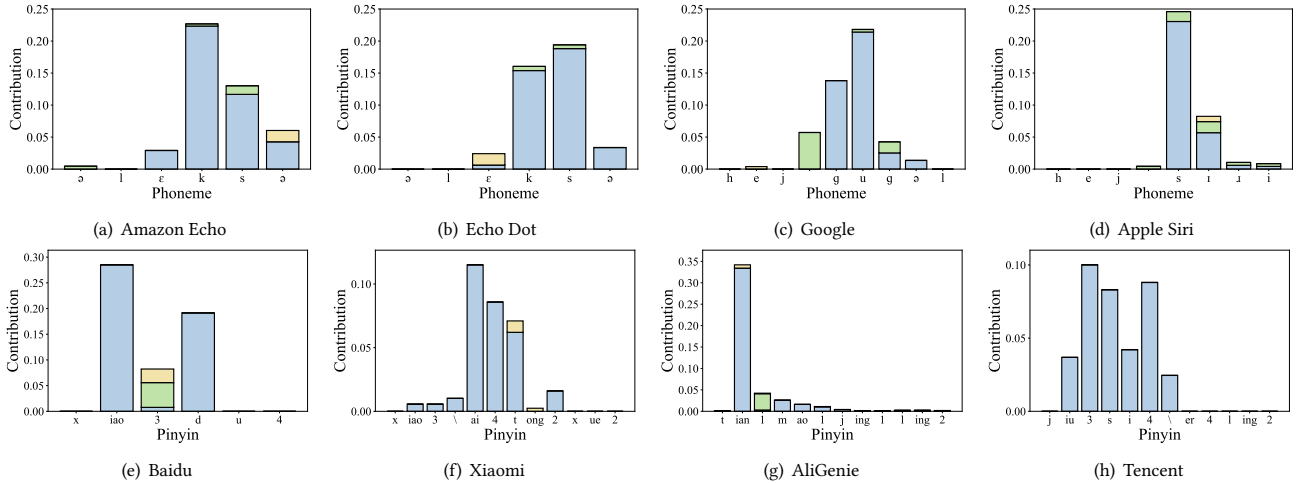


Figure 8: The distribution of dissimilarity between fuzzy-words/non-fuzzy-words and real wake-up words. Both fuzzy words and non-fuzzy words have similar distribution of Levenshtein distance, but have distinctively different distributions of our proposed dissimilarity score.

decisive factors and their counterparts in the original wake-up word by computing the absolute differences of their encoding. We obtain mean and variance  $\delta$  of all computed differences for normalization. According to the similarity measurement, we category the decisive factors into three groups: high-similarity (the normalized difference is within  $\delta$ ), medium-similarity (the normalized difference is within  $2\delta$ ), and low-similarity (the normalized difference is beyond  $2\delta$ ). After that, we compute the average contribution of each group of decisive factors at each position of the original wake-up word, as shown in Figure 9. The threshold  $\beta$  is set as 0.8.



**Figure 9: The contributions of decisive factors at different positions of the real wake-up word. The legend *High-similarity* refers to decisive factors that are phonetically similar to their counterparts in the real wake-up word. *Medium-similarity* and *Low-similarity* are defined accordingly.**

#### Insight 4

Wake-up words with fewer decisive factors have more fuzzy words.

Figure 9 demonstrate that decisive factors that determine false acceptance of fuzzy words usually concentrate on a short snippet of the wake-up word, e.g., *ks* for Alexa and *ài* for xiǎo ài tóng xué. By keeping the decisive factors and alter other parts of the wake-up word may help create a new fuzzy word. If a wake-up word has fewer decisive factors, there is more space for altering other parts to generate fuzzy words. For instance, AliGenie relies disproportionately on *ian* to recognize the wake-up word, thus the number of its fuzzy words is the highest among all voice assistants.

## 5 MITIGATING FUZZY WORDS

In this section, we present two potential approaches to strengthen wake-up word detectors against fuzzy words. The first approach is to scrutinize words that contain decisive factors. In Section 4, we have revealed decisive factors that contribute the most to false acceptance of fuzzy words by wake-up word detectors. We quantify the proportion of generated fuzzy words that contain decisive factors, as shown in Table 4. We can observe that for most voice assistants, more than 90% of fuzzy words contain at least one of the top-3 decisive factors. In particular, 100% of the fuzzy words of Google and Baidu contain top-3 decisive factors. The wake-up word detector can send audio samples that involve decisive factors to more discreet examination by complicated speech recognition models.

The second remedy is to strengthen wake-up word detectors by retraining them with the generated fuzzy words. Since we have no access to wake-up word detectors of commercial voice assistants, we test our idea on a lightweight, open-source keyword-spotting model, MYCROFT PRECISE [19]. We also experiment with TC-RESNET [9], another open-source keyword-spotting model, but the trained model has poor generalization ability on our datasets. The prediction accuracy on the test dataset is as low as 85.64%. For a

**Table 2: Fraction of fuzzy words containing decisive factors. The column *top-n* presents the proportion of fuzzy words that comprise at least one of the top-*n* decisive factors with the highest contribution.**

	top-1	top-2	top-3		top-1	top-2	top-3
Echo	85.6%	89.9%	90.7%	Baidu	68.8%	76.6%	100.0%
Echo Dot	83.7%	88.9%	88.9%	Xiaomi	65.7%	65.7%	65.7%
Google	90.7%	90.7%	100.0%	AliGenie	61.8%	82.6%	98.8%
Apple	87.5%	87.5%	95.3%	Tencent	60.7%	83.3%	98.8%

specific wake-up word, we collect three types of datasets: a conventional dataset, a fuzzy word dataset, and a collective dataset. The conventional dataset consists of samples of the wake-up word (positive) and non-fuzzy words (negative). We divide the conventional dataset into a training dataset and a test dataset. To begin with, we train an original wake-up word detector using the conventional training dataset on PRECISE. The fuzzy word dataset consists of the generated fuzzy words of the wake-up word. We use the fuzzy word dataset to retrain the original model to obtain the strengthened model. The collective dataset consists of a large number of words from a dictionary with potential fuzzy words. The collective dataset has no overlap with the conventional dataset and the fuzzy word dataset. We test the original model and the strengthened model on the conventional test dataset to obtain the false positive rate, false negative rate, and accuracy. We further test the original model and the strengthened model on the collective dataset to measure the fuzzy rate, which is defined as the ratio of wrongly accepted words among all words in the collective dataset. A larger fuzzy rate means that more fuzzy words in the dictionary are accepted by the detector, which indicates that the model is more vulnerable to fuzzy words.

Since we do not have access to the training datasets of the wake-up word detectors of commercial voice assistants, we use public datasets as the conventional dataset to train wake-up word detectors. We obtain five public datasets of English words, including

"Alexa", "Athena", "Computer", "Hi Xiaowen" and "Hi Mia". Unfortunately, we did not find public datasets of Chinese words. We split each conventional dataset into a training dataset with 3/4 of the samples and a test dataset with the remaining samples. We keep a relatively balanced ratio of negative samples to positive samples in the training dataset to avoid bias. For Alexa’s training dataset, we have 296 positive samples and 399 negative samples. The positive samples are collected from kaggle [1] and the negative samples are collected from the human noise and the environment noise in the dataset of mycroft-precise [19]. For Athena’s training dataset, we have 386 positive samples and 839 negative samples. For Computer’s training dataset, we have 87 positive samples and 161 negative samples. We collect the data of Athena and Computer from mycroft-precise [19]. For Hi Xiaowen’s training dataset, we have 380 positive samples and 693 negative samples, all collected from MobvoiHotwords [24]. For Hi Mia’s training dataset, we have 800 positive samples and 1,000 negative samples, all collected from AISHELL [35]. For the fuzzy word dataset, we search for fuzzy words using a dictionary of 498 words from the Google TTS library [21]. The collective dataset is also from the Google TTS library with 49,822 words.

As shown in Table 3, the fuzzy rate of the original model can be as high as more than 20%, but drops to almost 0 after being strengthened. Take Alexa as an example. 22.89% of the words in the collective dataset are wrongly accepted by the original wake-up word detector. In contrast, the strengthened model only accepts 0.25% of the words in the collective dataset. Surprisingly, for all strengthened models, their accuracy is even higher than the original model on the conventional test dataset. This shows that our mitigation approach not only defends against fuzzy words but also improves the performance of the original model. The possible reason is that the fuzzy words are close to the decision boundary, and using fuzzy words to train the detector provides a more effective way to learn the decision boundary between wake-up words and other words. In the future, we aim to evaluate our mitigation method on commercial wake-up word detectors that are trained with large-scale audio samples to unveil potential limitations of this mitigation approach.

## 6 RELATED WORK

**Wake-up word detection.** Various speech recognition or keyword-spotting models have been proposed. Earlier works leverage Hidden Markov Models (HMM) in connection with Gaussian Mixture Models (GMM) for acoustic modeling [18, 47], which suffers from high computational complexity. Hence, the traditional HMM-GMM models are now replaced by more efficient Deep Neural Networks (DNN) [32, 40], Convolutional Neural Networks (CNN) [8, 36], Recurrent Neural Networks (RNN) [14], Convolutional Recurrent Neural Networks (RCNN) [2], Gated Recurrent Units (GRUs) [42], and Long Short-Term Memory (LSTM) units [3].

**Wake-up word security.** As far as we know, there is only a few works on wake-up word security. Schönherr et al. [37] investigated *accidental triggers* for English, Chinese and German smart speakers. Accidental triggers were exhaustively searched by playing a large corpus of media audios to smart speakers, following which a dictionary is used to find more accidental triggers based on

**Table 3: Mitigation results**

Wake-up word	Evaluation metric	Original model	Strengthened model
Alexa	False positive rate	0.00%	0.00%
	False negative rate	6.85%	5.48%
	Detection accuracy	96.73%	97.39%
	<b>Fuzzy rate</b>	<b>22.89%</b>	<b>0.25%</b>
Computer	False Positive rate	0.00%	0.00%
	False negative rate	5.00%	0.00%
	Detection accuracy	97.96%	100%
	<b>Fuzzy rate</b>	<b>10.04%</b>	<b>0.02%</b>
Athena	False Positive rate	1.37%	0.88%
	False negative rate	1.04%	1.04%
	Detection accuracy	98.73%	99.07%
	<b>Fuzzy rate</b>	<b>17.67%</b>	<b>1.18%</b>
Hi Xiaowen	False Positive rate	0.00%	0.00%
	False negative rate	2.13%	2.13%
	Detection accuracy	99.36%	99.36%
	<b>Fuzzy rate</b>	<b>11.65%</b>	<b>0.20%</b>
Hi Mia	False Positive rate	0.00%	0.00%
	False negative rate	0.00%	0.00%
	Detection accuracy	100%	100%
	<b>Fuzzy rate</b>	<b>5.62%</b>	<b>0.00%</b>

Levenshtein distance. The Chinese speakers are tested with English audio samples, and the influence of distance, volume, speed and ambient noises are not considered. Similarly, Dubois et al. [?] played UK and US television shows to voice assistants to characterize the sources and the number of mis-activations. Mitev et al. [29] utilized a phoneme dictionary to fuzz voice assistants with words of a similar phoneme length and proposed to scan network traffic for mis-activated devices. All existing methods seek for fuzzy words by exhaustive search, which takes days or even weeks to find a limited set of fuzzy words.

**Covert commands.** Covert command attacks aim to inject malicious commands for the voice assistant to execute certain operations without users noticing. Vaidya et al. [41] proposed to modify the MFCCs of voice samples (e.g., OK Google) so that the mangled samples are unintelligible to humans (e.g., electronic-sounding noise) but will be identified as a command by voice assistants. Carlini et al. [6] built on top of this work by presenting an attack on a voice recognition system where the underlying mechanics are known, resulting in a more precise attack. Carlini et al. [7] created an audio sample from another one containing a spoken sentence, preserving similar waveforms but misleading voice recognition algorithms to yield false interpretations of a different sentence. As electronic-sounding noises may irritate legitimate users, Schönherr et al. [38] and Yuan et al. [45] proposed methods to insert intended commands inside an innocent audio sample, e.g., a music file, which is only recognizable by voice recognition algorithms but not by humans. Another approach is proposed by Zhang et al. [46] which used ultrasonic audio to inaudibly inject commands into voice assistants.

Our work is different from audio adversarial examples since fuzzy words are natural audio samples but not synthetic ones with carefully-crafted noises. Compared with music [38, 45] or electronic-sounding noises [6, 41], fuzzy words are more covert and raise less

alarm. Our work is different from dolphin attacks [46] as the fuzzy words are audible. We do not intend to activate voice assistants using out-of-band voice signals. The frequency range of our played fuzzy words lies within the hearing range of human ears.

## 7 CONCLUSION

As smart devices are increasingly produced with embedded voice assistants, there is a growing need to understand the susceptibility of their wake-up word detectors to misclassifying words. In this paper, we present a systematic framework to generate, understand and mitigate fuzzy words that can falsely activate voice assistants. Using our search framework customized for different languages, we have managed to pinpoint 965 fuzzy words covering 8 most popular English and Chinese smart speakers. Our explanation of decisive factors and mitigation methods help strengthen wake-up word detectors against fuzzy words. As such, our approach presents a promising way to find, understand and mitigate privacy and security issues in voice assistants.

## REFERENCES

- [1] Amir Anhari. 2021. Alexa Dataset: Build voice-first applications. (2021). <https://www.kaggle.com/aanhari/alexa-dataset>
- [2] Sercan O Arik, Markus Kliegl, Rewon Child, Joel Hestness, Andrew Gibiansky, Chris Fougner, Ryan Prenger, and Adam Coates. 2017. Convolutional recurrent neural networks for small-footprint keyword spotting. *arXiv preprint arXiv:1703.05390* (2017).
- [3] Pallavi Baljekar, Jill Fain Lehman, and Rita Singh. 2014. Online word-spotting in continuous speech with recurrent neural networks. In *IEEE Spoken Language Technology Workshop*.
- [4] BusinessWire. 2020. Strategy Analytics: Global Smart Speaker Sales Cross 150 Million Units for 2020 Following Robust Q4 Demand. (2020). <https://smallurl.net/businesswire>
- [5] Canals. 2020. Global smart speaker market 2021 forecast. (2020). <https://www.canals.com/newsroom/canals-global-smart-speaker-market-2021-forecast>
- [6] Nicholas Carlini, Pratyush Mishra, Tavish Vaidya, Yuankai Zhang, Micah Sherr, Clay Shields, David Wagner, and Wenchao Zhou. 2016. Hidden voice commands. In *25th USENIX Security Symposium*.
- [7] Nicholas Carlini and David Wagner. 2018. Audio adversarial examples: Targeted attacks on speech-to-text. In *IEEE Security and Privacy Workshops*.
- [8] Guoguo Chen, Carolina Parada, and Georg Heigold. 2014. Small-footprint keyword spotting using deep neural networks. In *IEEE International Conference on Acoustics, Speech and Signal Processing*.
- [9] Seungwoo Choi, Seokjun Seo, Beomjun Shin, Hyeongmin Byun, Martin Kersner, Beomsu Kim, Dongyoung Kim, and Sungjoo Ha. 2019. Temporal convolution for real-time keyword spotting on mobile devices. *arXiv preprint arXiv:1904.03814* (2019).
- [10] CNET. 2018. Alexa sent private audio to a random contact, Portland family says. (2018). <https://www.cnet.com/home/smart-home/alexa-sent-private-audio-to-a-random-contact-portland-family-says/>
- [11] Toby Cox. 2020. Siri and Alexa Fails: Frustrations With Voice Search. (2020). <https://themanifest.com/digital-marketing/resources/siri-alexa-fails-frustrations-with-voice-search>
- [12] K. Deb, A. Pratap, S. Agarwal, and T. Meyarivan. 2002. A fast and elitist multiobjective genetic algorithm: NSGA-II. *IEEE Transactions on Evolutionary Computation* 6, 2 (2002), 182–197.
- [13] Daniel J. Dubois, Roman Kolcun, Anna Maria Mandalari, Muhammad Talha Paracha, David Hoffines, and Hamed Haddadi. 2020. When Speakers Are All Ears: Characterizing Misactivations of IoT Smart Speakers. *Proceedings on Privacy Enhancing Technologies* (2020).
- [14] Santiago Fernández, Alex Graves, and Jürgen Schmidhuber. 2007. An application of recurrent neural networks to discriminative keyword spotting. In *International Conference on Artificial Neural Networks*.
- [15] Center for Hearing and Communication. 2020. Common environmental noise levels. (2020). <https://chcheating.org/noise/common-environmental-noise-levels/>
- [16] Jerome H. Friedman. 2000. Greedy Function Approximation: A Gradient Boosting Machine. *Annals of Statistics* (2000).
- [17] FutureLearn. 2021. Introduction to Pinyin. (2021). <https://www.futurelearn.com/info/courses/chinese-pronunciation-tone/0/steps/64892>.
- [18] Alvin Garcia and Herbert Gish. 2006. Keyword spotting of arbitrary words using minimal speech resources. In *2006 IEEE International Conference on Acoustics Speech and Signal Processing Proceedings*, Vol. 1. IEEE, 1–1.
- [19] Kris Gesling. 2021. Precise. (2021). <https://mycroft-ai.gitbook.io/docs/mycroft-technologies/precise>.
- [20] Iman Ghosh. 2020. Ranked: The 100 Most Spoken Languages Around the World. (2020). <https://www.visualcapitalist.com/100-most-spoken-languages/>
- [21] Google. 2018. Google Speech. (2018). <https://pypi.org/project/google-speech/>
- [22] J. C. GOWER. 1966. Some distance properties of latent root and vector methods used in multivariate analysis. *Biometrika* 53, 3-4 (1966), 325–338.
- [23] HealthLinkBC. 2020. Harmful Noise Levels. (2020). <https://www.healthlinkbc.ca/health-topics/tf4173>
- [24] Jingyong Hou, Yangyang Shi, Mari Ostendorf, Mei-Yuh Hwang, and Lei Xie. 2019. Region Proposal Network Based Small-Footprint Keyword Spotting. *IEEE Signal Processing Letters* 26, 10 (2019), 1471–1475.
- [25] B. L. Kalman and S. C. Kwasny. 1992. Why tanh: choosing a sigmoidal function. In *IEEE International Conference on Neural Networks*, Vol. 4. 578–581.
- [26] Min Li, Marina Danilevsky, Sara Noeman, and Yunyao Li. 2018. DIMSIM: An Accurate Chinese Phonetic Similarity Algorithm Based on Learned High Dimensional Encoding. In *22nd Conference on Computational Natural Language Learning*.
- [27] Scott M. Lundberg, Gabriel Erion, Hugh Chen, Alex DeGrave, Jordan M. Prutkin, Bala Nair, Ronit Katz, Jonathan Himmelfarb, Nisha Bansal, and Su-In Lee. 2020. From local explanations to global understanding with explainable AI for trees. *Nature machine intelligence* 2, 1 (2020), 56–67.
- [28] Markets and Markets. 2020. Smart Speaker Market with COVID-19 Impact Analysis by IVA (Alexa, Google Assistant, Siri, DuerOS, Ali Genie), Component (Hardware (Speaker Driver, Connectivity IC, Processor, Audio IC, Memory, Power IC, Microphone) and Software), Application, and Region - Global Forecast to 2025. (2020). <https://www.marketsandmarkets.com/Market-Reports/smart-speaker-market-44984088.html>
- [29] Richard Mitev, Anna Pazii, Markus Miettinen, William Enck, and Ahmad-Reza Sadeghi. 2020. LeakyPick: IoT Audio Spy Detector. In *Annual Computer Security Applications Conference*.
- [30] David R. Mortensen, Patrick Littell, Akash Bharadwaj, Kartik Goyal, Chris Dyer, and Lori Levin. 2016. PanPhon: A Resource for Mapping IPA Segments to Articulatory Feature Vectors. In *26th International Conference on Computational Linguistics: Technical Papers*.
- [31] Gonzalo Navarro. 2001. A guided tour to approximate string matching. *Comput. Surveys* 33, 1 (2001), 31–88.
- [32] Sankaran Panchapagesan, Ming Sun, Aparna Khare, Spyros Matsoukas, Arindam Mandal, Björn Hoffmeister, and Shiv Vitaladevuni. 2016. Multi-task learning and weighted cross-entropy for DNN-based keyword spotting. In *Interspeech*.
- [33] Jongseok Park, Kyubyong & Kim. 2019. g2pE: A Simple Python Module for English Grapheme To Phoneme Conversion. <https://github.com/Kyubyong/g2p>. (2019).
- [34] Sarah Perez. 2019. China overtakes US in smart speaker market share. (2019). [shorturl.at/bBGOW](https://shorturl.at/bBGOW)
- [35] Xiaoyi Qin, Hui Bu, and Ming Li. 2020. Hi-mia: A far-field text-dependent speaker verification database and the baselines. In *IEEE International Conference on Acoustics, Speech and Signal Processing*.
- [36] Tara N Sainath and Carolina Parada. 2015. Convolutional neural networks for small-footprint keyword spotting. In *Sixteenth Annual Conference of the International Speech Communication Association*.
- [37] Lea Schönherr, Maximilian Golla, Thorsten Eisenhofer, Jan Wiele, Dorothea Kolossa, and Thorsten Holz. 2020. Unacceptable, where is my privacy? Exploring Accidental Triggers of Smart Speakers. *arXiv preprint arXiv:2008.00508* (2020).
- [38] Lea Schönherr, Katharina Kohls, Steffen Zeiler, Thorsten Holz, and Dorothea Kolossa. 2018. Adversarial Attacks Against Automatic Speech Recognition Systems via Psychoacoustic Hiding. *arXiv preprint arXiv:1808.05665* (2018).
- [39] Eric Hal Schwartz. 2020. Voice Assistants Very Prone to Accidentally Waking Up and Recording Long Audio Clips: Study. (2020). [shorturl.at/bdCEY](https://shorturl.at/bdCEY)
- [40] Ming Sun, David Snyder, Yixin Gao, Varun K Nagaraja, Mike Rodehorst, Sankaran Panchapagesan, Nikko Strom, Spyros Matsoukas, and Shiv Vitaladevuni. 2017. Compressed Time Delay Neural Network for Small-Footprint Keyword Spotting. In *Interspeech*.
- [41] Tavish Vaidya, Yuankai Zhang, Micah Sherr, and Clay Shields. 2015. Cocaine noodles: exploiting the gap between human and machine speech recognition. In *9th USENIX Workshop on Offensive Technologies*.
- [42] Martin Woellmer, Bjoern Schuller, and Gerhard Rigoll. 2013. Keyword spotting exploiting long short-term memory. *Speech Communication* 55, 2 (2013), 252–265.
- [43] Yellowbridge. 2021. Learn Chinese Pinyin Rules: Initials, Finals, and Tones. (2021). <https://www.yellowbridge.com/chinese/pinyin-rules.php>.
- [44] Honggang Yu, Kaichen Yang, Teng Zhang, Yun-Yun Tsai, Tsung-Yi Ho, and Yier Jin. 2020. Cloudleak: Large-scale deep learning models stealing through adversarial examples. In *Network and Distributed Systems Security Symposium*.
- [45] Xuejing Yuan, Yuxuan Chen, Yue Zhao, Yunhui Long, Xiaokang Liu, Kai Chen, Shengzhi Zhang, Heqing Huang, Xiaofeng Wang, and Carl A Gunter. 2018. Com-mandersong: A systematic approach for practical adversarial voice recognition.

In *27th USENIX Security Symposium*.

- [46] Guoming Zhang, Chen Yan, Xiaoyu Ji, Tianchen Zhang, Taimin Zhang, and Wenyuan Xu. 2017. Dolphinattack: Inaudible voice commands. In *ACM Conference on Computer and Communications Security*.
- [47] Yaodong Zhang and James R Glass. 2009. Unsupervised spoken keyword spotting via segmental DTW on Gaussian posteriorgrams. In *2009 IEEE Workshop on Automatic Speech Recognition & Understanding*. IEEE, 398–403.

## A APPENDIX

### A.1 Impact of Speaker Gender

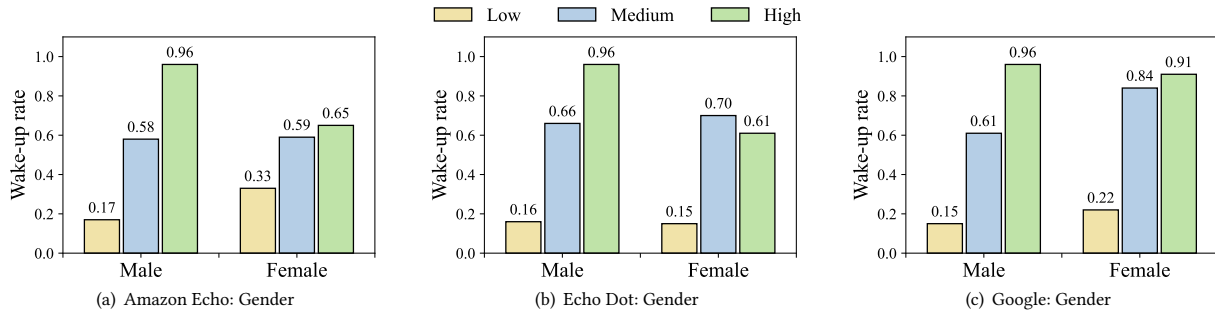


Figure 10: Wake-up rate of fuzzy words under different speaker genders for English voice assistants.

### A.2 Subjective Tests

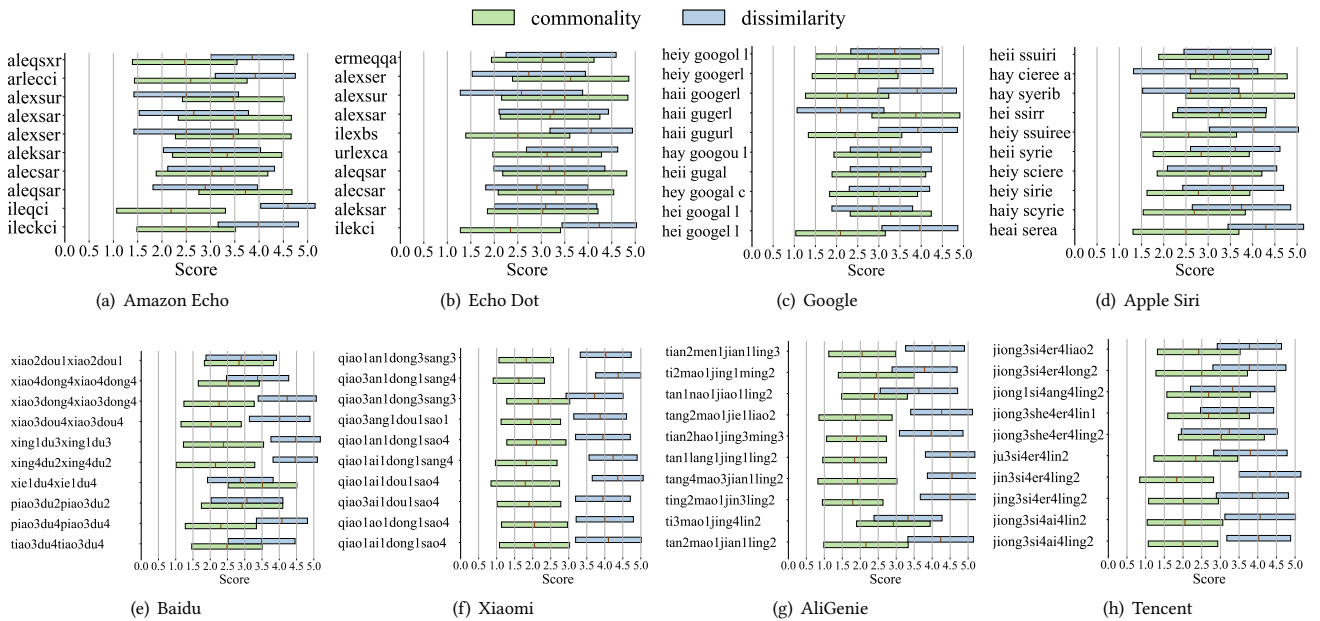


Figure 11: The results of subjective tests for the top-11~20 fuzzy words. The perceptual dissimilarity between fuzzy words and the real wake-up words ranges from 1 (very similar) to 5 (very dissimilar). The commonality of a fuzzy word in daily life ranges from 1 (not common) to 5 (very common).

### A.3 Accuracy of Interpretable Model

Table 4: Prediction accuracy of the interpretable model in differentiating fuzzy words and non-fuzzy words.

voice assistant	accuracy	voice assistant	accuracy
Amazon Echo	85.68%	Baidu	94.52%
Echo Dot	87.13%	Xiaomi	90.79%
Google	90.20%	AliGenie	88.73%
Apple Siri	93.78%	Tencent	92.15%

### A.4 Full List of Fuzzy Words

Table 5: Fuzzy words of Baidu. The column *dis.* presents the dissimilarity distance according to the generation algorithm, rounded up to the second decimal point. The column *w. rate* presents the wake-up rate. Note that dissimilarity distances smaller than 0.005 are rounded up to 0.00.

	dis.	w. rate		dis.	w. rate		dis.	w. rate		dis.	w. rate
xiǎo lǒng xiǎo lǒng	0.30	0.2	piǎo dòu piǎo dòu	0.22	0.1	tiǎo dōu tiǎo dōu	0.19	0.6	tiǎo dòng tiǎo dòng	0.19	0.2
shāo dōu shāo dōu	0.16	0.2	jiǎo dōu jiǎo dōu	0.15	0.4	qiáo dōu qiáo dōu	0.15	0.3	qiǎo dōu qiǎo dōu	0.15	0.5
qiǎo dòng qiǎo dòng	0.15	0.2	xiāo dōu xiāo dōu	0.14	0.5	xiáo dōu xiáo dōu	0.14	0.5	xiào dòng xiào dòng	0.14	0.2
xiǎo dòng xiǎo dòng	0.14	0.7	xiǎo dòu xiǎo dòu	0.14	0.4	xīng dù xīng dù	0.13	0.3	xìng dú xìng dú	0.13	0.2
xiē dù xiē dù	0.08	0.1	piào dú piào dú	0.08	0.3	piào dù piào dù	0.08	0.7	tiǎo dù tiǎo dù	0.05	0.7
xiōng dū xiōng dū	0.04	0.7	xiōng dù xiōng dù	0.04	0.8	xiòng dù xiòng dù	0.04	0.7	qiǎo bù qiǎo bù	0.03	0.1
xiǎo bù xiǎo bù	0.03	0.3	xiǎo lǚ xiǎo lǚ	0.03	0.3	xiǎo lù xiǎo lù	0.03	0.4	xiǎo nù xiǎo nù	0.02	0.2
shāo dū shāo dū	0.01	0.4	shāo dú shāo dú	0.01	0.7	shāo dù shāo dù	0.01	0.7	xiá dù xiá dù	0.01	0.3
xiǎ dū xiǎ dū	0.01	0.2	xiǎ dù xiǎ dù	0.01	0.5	xiàn dù xiàn dù	0.01	0.1	xiàng dù xiàng dù	0.01	0.2
xiáng dū xiáng dū	0.01	0.1	xiáng dù xiáng dù	0.01	0.2	xiǎn dù xiǎn dù	0.01	0.3	xiǎng dū xiǎng dū	0.01	0.3
xiāng dū xiāng dū	0.01	0.5	jiǎo dù jiǎo dù	0.01	0.2	qiāo dù qiāo dù	0.01	0.1	qiāo dù qiāo dù	0.01	0.2
qiáo dū qiáo dū	0.01	0.1	qiáo dù qiáo dù	0.01	0.5	qiǎo dū qiǎo dū	0.01	0.3	qiǎo dù qiǎo dù	0.01	0.3
qiǎo dū qiǎo dū	0.01	0.4	xiāo dū xiāo dū	0.00	0.3	xiáo dū xiáo dū	0.00	0.8	xiǎo dú xiǎo dú	0.00	0.8
xiǎo dū xiǎo dū	0.00	0.8	xiāo dù xiāo dù	0.00	0.7	xiào dū xiào dū	0.00	0.5	xiào dú xiào dú	0.00	0.4
xiāo dū xiāo dū	0.00	0.9	xiáo dū xiáo dū	0.00	0.6	xiǎo dú xiǎo dú	0.00	0.6	xiào dū xiào dū	0.00	0.4
xiào dū xiào dū	0.00	0.9	xiào dù xiào dù	0.00	0.7	xiǎo dū xiǎo dū	0.00	0.3	-	-	-



**Table 6: Fuzzy words of Xiaomi. The column *dis.* presents the dissimilarity distance according to the generation algorithm, rounded up to the second decimal point. The column *w. rate* presents the wake-up rate. Note that dissimilarity distances smaller than 0.005 are rounded up to 0.00.**

	dis.	w. rate		dis.	w. rate		dis.	w. rate
qiǎo bāi dōng hè	0.33	0.9	qiāng bāi dōng sè	0.29	1	qiào bāi tōu shè	0.27	0.9
qiāo cāi dōng sè	0.27	1	xiāo cāi dōng sè	0.27	1	qiāo ē dū sè	0.19	1
qiāo āi dū sè	0.15	1	qiàng āi dōng sàng	0.11	1	qiàng āi chōu lè	0.11	1
qiǎo ā dōng sà	0.11	1	qiāo ān dōng sàng	0.11	0.1	qiǎo ān dōng sàng	0.11	1
qiào ān dōng sàng	0.11	0.6	qiào āng dōu sāo	0.10	0.9	qiào ān dōng sào	0.10	0.9
qiāo āi dōng sàng	0.10	1	qiāo āi dōu sào	0.10	1	qiǎo āi dōu sào	0.10	1
qiāo āo dōng sào	0.09	0.1	qiāo āi dōng sào	0.09	1	qiāng āi chōu sè	0.09	1
piào ān chōng sè	0.08	1	piào āi dōu lè	0.08	1	qiào ān gōng tè	0.08	1
qiāo ān chōu sè	0.08	1	qiǎo ān chōu sè	0.08	1	qiǎ āi duàn jiě	0.08	0.1
qiào āi dōng gè	0.08	1	piào āi dōng rē	0.08	1	qiǎo āi dōu tè	0.07	0.8
qiào āi gòng jìn	0.07	0.1	qiāo ān dōng sī	0.06	1	piào ān dōng sè	0.06	1
qiǎng āi gōng lè	0.06	1	piào āi dōu sè	0.06	0.2	qiāo āi dòng jìn	0.06	0.1
qiáo āi dòng jìn	0.06	0.1	qiào āi dòng jìn	0.06	0.9	qiào āi tōu qìng	0.06	0.8
qiào ēn dōng sè	0.06	1	qiāo āi gōu rē	0.06	1	piào āi gōng sè	0.06	1
qiāo ài dòng qìng	0.06	1	qiào ān dōu lè	0.06	1	qiǎo ān dōu lè	0.06	0.8
qiǎo ā dōu lè	0.06	1	qiǎo ān gōng nè	0.06	0.1	piào āi dòng shè	0.06	0.8
piào āi dòng sè	0.05	1	piào āi dòng sè	0.05	0.8	piào āi dòng sè	0.05	1
qiǎo ān dòng nè	0.05	0.7	qiāo ān dòng rē	0.05	0.7	qiǎng ān dōu sè	0.05	1
qiāo ān dòng rē	0.05	0.6	qiào ān chōng sè	0.05	0.4	qiào āi gōng rē	0.05	0.9
qiàng ān dòng sè	0.04	0.6	qiāo āi dòng rē	0.04	1	tiào ài dòng shè	0.04	0.1
qiāo āi chōng sè	0.04	1	qiào āi chōng sè	0.04	1	xiào āi dòng rē	0.04	0.3
xiāo āi cōng sè	0.04	1	qiào ān dōu shè	0.04	1	qiǎo ān dōu shè	0.04	0.9
qiào ān dōu sè	0.04	0.1	qiǎo ān dōu sè	0.04	0.9	qiào ā dōu sè	0.04	1
qiāng āi dòng sè	0.04	0.9	xiāo āi cōng jiè	0.03	1	qiāo āi gòu jiè	0.03	0.1
qiāo ān dòng sè	0.03	1	qiāo ā dòng sè	0.03	0.9	qiào ān dòng sè	0.03	0.5
qiào ān dòng sè	0.03	1	qiào āi dōu shè	0.03	1	qiào ài dōu shè	0.03	0.8
qiāo āi dōu sè	0.03	1	qiào āi dōu sè	0.03	0.9	qiǎo āi dōu sè	0.03	1
xiào ān dòng sè	0.03	1	xiāo ā dòng sè	0.03	1	qiāo āi gōng sè	0.02	1
qiào āo dòng shè	0.02	1	qiāo āi dōu jiè	0.02	0.2	qiào āi tōu sè	0.02	1
qiāo āi dòng shè	0.02	1	qiào ài dòng shè	0.02	0.3	qiāo āi gōng jiè	0.02	0.9
qiāo āi dòng sè	0.02	0.5	qiāo āi gòng jiè	0.02	0.4	qiào āi dòng sè	0.02	1
qiāo āi dòng sè	0.02	1	qiào āi dòng sè	0.02	1	qiào āi dòng sè	0.02	1
qiāo āi dòng shèng	0.02	1	xiāo āi gòng jiè	0.02	0.1	xiǎo āi gòng jiè	0.02	0.1
xiāo āi dòng sè	0.02	1	xiáo āi dòng sè	0.02	1	qiāo āi dòng jiè	0.02	0.1
qiào āi dòng jiè	0.02	0.5	qiāo āi dòng jiè	0.02	1	qiào āi dòng jiè	0.02	0.1
xiǎo āi dòng jiè	0.01	0.2	xiāo āi dòng jiè	0.01	1	xiǎo āi dòng jiè	0.01	1

**Table 7: Fuzzy words of AliGenie: Part I. The column *dis.* presents the dissimilarity distance according to the generation algorithm, rounded up to the second decimal point. The column *w. rate* presents the wake-up rate. Note that dissimilarity distances smaller than 0.005 are rounded up to 0.00.**

	dis.	w. rate		dis.	w. rate		dis.	w. rate
yān mēn jīng líng	0.29	0.5	yān māng jīng líng	0.26	1	wán māng jīng líng	0.26	0.4
wáng mào jīng lín	0.25	0.1	yán mǎo jīng líng	0.25	0.9	yān mǎo jīng líng	0.25	1
wān mǎo jīng líng	0.25	0.9	yán mǎo jīng líng	0.25	0.9	wán mǎo jīng líng	0.25	0.2
wáng mǎo jīng líng	0.25	0.1	tián mēn jiān líng	0.11	0.7	tí mǎo jīng míng	0.10	1
tān nǎo jiāo líng	0.10	0.4	táng mǎo jiē liáo	0.09	0.1	tián hǎo jīng míng	0.08	0.7
tān lǎng jīng líng	0.07	0.3	tàng mǎo jiān líng	0.07	0.2	tíng mǎo jīn líng	0.07	1
tǐ mǎo jīng lín	0.07	1	tán mǎo jiān líng	0.07	0.4	tān mǎo jīng lián	0.07	0.2
tān mǎo jīng liáng	0.07	0.4	tián mǎo jiàng líng	0.07	0.4	tián mǎo jīng liàn	0.07	1
tí mǎo jīng líng	0.07	0.8	tí mǎo jīng líng	0.07	1	tīng mǎo jīng líng	0.07	1
tián mào jīng liáng	0.07	1	ti1 mǎo jīng líng	0.07	1	shāi mǎo jīng líng	0.07	0.6
tān mǎo jīng liáo	0.07	0.1	tián mǎo jīng liào	0.06	0.9	tián mǎo jiāo líng	0.06	0.2
tián mǎo jīng liáo	0.06	1	tāng pǎo jīng lín	0.06	0.1	tián pǎo jīng níng	0.06	1
tán lǎo jiē líng	0.06	0.1	tān pǎo jīng líng	0.06	0.1	shàng mǎo jīng líng	0.05	0.1
tiē mǎ jīng líng	0.05	1	shān mǎo jīng líng	0.05	0.2	shān mǎo jīng líng	0.05	1
sān mǎo jīng líng	0.05	1	sān mǎo jīng líng	0.05	0.5	sān mǎo jīng líng	0.05	1
tán hǎo jīng líng	0.05	0.1	tān hǎo jīng líng	0.05	0.1	tāng mǎo jīng niè	0.05	0.1
tián kǎo jīng líng	0.05	1	teng1 mǎo jīng líng	0.05	1	tān mǎo jīng líng	0.05	0.7
tián mǎo jīng líng	0.05	0.8	tián mǎo jīng líng	0.05	1	tián mào jīng líng	0.05	1
tián mǎo jīng lóu	0.05	1	zān mǎo jīng líng	0.04	1	tián mēn jīng líng	0.04	0.5
tián mē jīng líng	0.04	1	tián mē jīng líng	0.04	1	diān mǎo qí mìng	0.04	0.9
tián lǎo líng líng	0.04	0.3	tián mie1 jīng líng	0.04	0.8	tān nǎo jīng níng	0.04	0.5
tān lǎo jīng níng	0.04	0.7	tán mǎo jīn míng	0.03	0.2	tá lǎo jīng líng	0.03	0.3
tián nǎo jīng lín	0.03	0.9	tán lǎo jīng líng	0.03	0.1	tán mǎo jīng míng	0.03	0.4
tān nǎo jīng líng	0.03	0.2	tān nǎo jīng líng	0.03	0.1	tān nǎo jīng líng	0.03	0.2
tān lǎo jīng líng	0.03	0.3	tān lǎo jīng líng	0.03	0.8	tān mǎo jīng míng	0.03	0.3
tián lǎo jīng lín	0.03	1	tián mǎo jīng míng	0.03	1	tián nǎo jīng líng	0.03	1
tián nǎo jīng líng	0.03	1	tián nǎo jīng líng	0.03	1	tián nǎo jīng líng	0.03	1
tián lǎo jīng líng	0.03	1	tián mǎo jīng míng	0.03	1	tián mǎo jīng míng	0.03	1
tián lǎo jīng líng	0.03	1	tián lǎo jīng líng	0.03	1	tián mǎo jīng míng	0.03	1
tián lǎo jīng líng	0.03	1	rán mǎo jīng líng	0.03	0.6	rán mǎo jīng líng	0.03	0.7
xián miào jīng líng	0.03	0.1	tán mǎo jiē lín	0.03	0.4	tān mǎo jiē líng	0.03	0.4
táng mào jiē líng	0.03	0.2	tán mǎo jiē líng	0.03	0.5	tián mào jīn liè	0.03	1
tān mǎo jiē líng	0.02	0.7	tián mào jiē lín	0.02	1	tián mǎo míng líng	0.02	0.2
tián mào jiē líng	0.02	1	tián mǎo jīng liè	0.02	1	tián mǎo jīng liè	0.02	1
tián mào jīng lèng	0.02	1	tián mǎo jīng lèng	0.02	0.5	tián mǎo dīng líng	0.02	1
tián móu qīng líng	0.02	1	tián móu jīng níng	0.02	1	tián móu jīn líng	0.02	1
tián móu jīng líng	0.02	1	pian2 mǎo jīng líng	0.01	1	diān miào n ìng líng	0.01	0.2
tài mào jīng lín	0.01	0.3	tián mǎo líng níng	0.01	0.3	tāi mǎo jīng lín	0.01	0.4
diǎn mǎo qí níng	0.01	0.4	diǎn mǎo qí níng	0.01	1	tāi mǎo jīng líng	0.01	0.5
tāi mǎo jīng líng	0.01	0.8	tāi mǎo jīng líng	0.01	0.1	tián mǎo líng líng	0.01	0.2
tián mǎo qí níng	0.01	0.9	diān máng jīn líng	0.01	1	tián miào qīn lín	0.01	0.2
tián miǎo qīn lín	0.01	0.1	tián māng jīng níng	0.01	1	tān māng jīng líng	0.01	0.2
diān māng jīng líng	0.01	1	tān māng jīng líng	0.01	0.4	tān māng jīng líng	0.01	0.6
tiao2 mǎo jīng líng	0.01	0.2	tān mān jīng líng	0.01	0.4	tāo mǎo jīng líng	0.01	0.1
tāo mǎo jīng líng	0.01	0.1	diǎn mào qīn lín	0.01	0.7	tān mā jīng líng	0.01	0.2
diān mào qīn lín	0.01	0.7	tián māng jīng líng	0.01	1	tián māng jīng líng	0.01	1
tián māng jīng líng	0.01	1	tián māng jīng líng	0.01	1	tián mān jīng líng	0.00	1
tián mān jīng líng	0.00	0.9	tián mān jīng líng	0.00	1	tián mān jīng líng	0.00	1
tián mǎo qīn lín	0.00	1	tián mā jīng líng	0.00	1	tián mǎo qīn lín	0.00	1
diǎn miào jīn líng	0.00	0.1	diān miào jīn líng	0.00	0.3	tián mǎo qīn lín	0.00	1
tián mào qīn líng	0.00	1	diān miào jīng lín	0.00	0.3	diān miào jīng lín	0.00	0.3
tián miào jīn níng	0.00	0.6	diān miào jīn líng	0.00	0.4	tián mǎo jīng nín	0.00	1
tǎng miào jīng líng	0.00	0.1	tǎng miào jīng líng	0.00	0.1	diǎn mǎo qīng lín	0.00	1
diān miào jīng líng	0.00	0.5	tián miào jīn lín	0.00	0.9	tān mǎo jīn lín	0.00	0.1
tán mǎo jīn níng	0.00	0.2	diān miào jīng líng	0.00	0.8	tián mǎo qīng níng	0.00	1



**Table 9: Fuzzy words of Tencent. The column *dis.* presents the dissimilarity distance according to the generation algorithm, rounded up to the second decimal point. The column *w. rate* presents the wake-up rate.**

	dis.	w. rate		dis.	w. rate		dis.	w. rate
jiōng niào èr líng	0.15	0.3	jīn sì ào líng	0.09	0.1	jiōng sì èr lián	0.08	0.1
jiōng shì èr lián	0.08	0.2	jiōng sì èr lián	0.08	1	jiōng sì èr liáng	0.08	0.3
jiōng zì èr liáo	0.07	0.9	jiōng sì èr mín	0.07	0.1	jiōng sì èr mín	0.07	0.3
jiōng sì èr liāo	0.07	0.3	jiōng sì èr liáo	0.07	1	jiōng sì èr lóng	0.05	0.2
jiōng sì àng líng	0.05	0.1	jiōng shè èr līn	0.05	0.8	jiōng shè èr líng	0.05	0.1
jú sì èr lín	0.05	0.1	jīn sì èr líng	0.05	0.2	jǐng sì èr líng	0.05	0.3
jiōng sì ài lín	0.05	1	jiōng sì ài líng	0.05	1	jiōng sì èr míng	0.04	0.7
jiōng tì èr líng	0.03	0.1	jiōng sè èr lín	0.03	1	jiōng sè èr líng	0.03	0.5
jiōng sè èr líng	0.03	1	jiōng sè èr líng	0.03	1	jiāng sì èr líng	0.02	0.5
jiē sì èr líng	0.02	0.4	jiǎng sì èr líng	0.02	0.1	jiě sì èr líng	0.02	0.4
jiāo shī èr lín	0.02	0.4	jiāo sì èr níng	0.02	0.9	jiāo sì èr lìn	0.02	0.4
jiāo sì èr lìn	0.02	1	jiāo sī èr lín	0.02	0.1	jiāo sī èr lín	0.02	0.2
jiāo sì èr lín	0.02	1	jiāo sī ér líng	0.02	1	jiāo sī èr líng	0.02	0.1
jiāo sī èr líng	0.02	0.7	jiāo sī ér líng	0.02	1	jiāo sī èr líng	0.02	0.2
jiāo sì èr líng	0.02	0.9	jiāo sǐ èr líng	0.02	0.8	jiāo sì èr líng	0.02	1
jiāo sǐ èr líng	0.02	0.5	jiāo sì èr líng	0.02	0.9	jiǎo sí èr líng	0.02	0.2
jiōng zì èr líng	0.01	1	jiōng qì èr líng	0.01	0.1	jiōng sì èr lí	0.01	1
jiōng sì èn líng	0.01	0.3	jiōng sì èr níng	0.01	0.1	jiōng sì èr níng	0.01	0.2
jiōng sì è líng	0.01	0.4	jiōng sì èr níng	0.01	0.3	jiōng shì èr lín	0.01	0.5
jiōng sǐ èr lín	0.01	0.3	jiōng shì èr lín	0.01	0.2	jiōng sì èr līn	0.01	1
jiōng shī èr líng	0.01	0.5	jiōng sì èr lín	0.01	1	jiōng sì èr lín	0.01	0.9
jiōng sì èr lín	0.01	1	jiōng sí èr líng	0.01	0.3	jiōng sì èr líng	0.01	0.5
jiōng sì èr líng	0.01	0.4	jiōng sì èr líng	0.01	0.4	jiōng sì èr líng	0.01	0.3
jiōng sǐ èr líng	0.01	0.2	jiōng shì èr líng	0.01	1	jiōng shì èr líng	0.01	1
jiōng shì èr líng	0.01	0.4	jiōng shì èr líng	0.01	0.1	jiōng shì èr líng	0.01	0.4
jiōng sī èr líng	0.01	1	jiōng sì èr líng	0.01	1	jiōng sì èr líng	0.01	1
jiōng sì èr líng	0.01	1	jiōng sǐ èr líng	0.01	1	jiōng sì èr líng	0.01	1
jiōng sì èr líng	0.01	1	jiōng sì èr líng	0.01	1	jiōng sì èr líng	0.01	1

**Table 10: Fuzzy words of Amazon Echo. The column *dis.* presents the dissimilarity distance according to the generation algorithm, rounded up to the second decimal point. The column *w. rate* presents the wake-up rate.**

	dis.	w. rate		dis.	w. rate		dis.	w. rate		dis.	w. rate		dis.	w. rate
alexoer	0.44	0.6	ilexcer	0.37	1	ileqcer	0.37	0.9	ilekcer	0.37	0.7	ileqsar	0.35	1
ilexsar	0.35	1	ilexsur	0.35	1	ileksur	0.34	0.8	ileqsur	0.34	0.6	ilebser	0.33	0.7
aleqsxr	0.32	0.7	arlecci	0.30	0.6	alexsur	0.30	1	alexsar	0.30	0.9	alexser	0.30	0.8
aleksar	0.28	0.7	alecsar	0.28	0.6	aleqsar	0.28	0.5	ileqci	0.27	1	ileckci	0.27	0.1
ilekci	0.27	0.1	alecsur	0.26	0.7	aleqsur	0.26	0.6	aleksur	0.26	0.6	irlegsa	0.25	0.8
alexcer	0.25	0.8	urlecsa	0.24	1	urlexsa	0.24	1	erlecsa	0.24	1	urlekca	0.24	1
ilexca	0.24	1	ilexqa	0.24	1	erlekca	0.24	0.9	erlexsa	0.24	0.1	alekcer	0.23	0.7
aleqcer	0.23	0.6	alicsur	0.23	0.5	ilexsa	0.22	1	ileckca	0.22	0.2	aleksr	0.22	0.5
lexac	0.22	0.4	alexsis	0.21	1	ileksa	0.19	1	ileccsa	0.19	1	ilecksa	0.19	1
ilekhsa	0.19	1	ilekcsa	0.19	1	alexusi	0.19	0.3	nlecses	0.17	1	ileqsca	0.17	1
ileksca	0.17	1	ilexssa	0.17	1	alexcpa	0.17	0.7	jleksib	0.17	0.9	lleksra	0.17	0.6
lecsca	0.17	0.4	lecsba	0.17	0.2	alekti	0.16	0.5	alexsca	0.16	0.7	vglekca	0.16	0.9
lfkqsa	0.16	0.6	arlekca	0.15	0.9	aldca	0.15	0.8	ameqdsa	0.14	0.4	dlecdsa	0.13	1
aleqsrk	0.13	0.5	ileqsaa	0.12	1	alexuaa	0.12	0.7	alebqsa	0.12	1	gleksta	0.12	0.5
allexsa	0.12	1	aleksa	0.12	0.9	aleqtca	0.12	0.7	alebsab	0.11	0.8	hleqqa	0.11	0.6
alfbsa	0.11	0.6	dpeccsa	0.11	1	dpeccsa	0.11	0.9	ileqsa	0.10	1	ileqssa	0.10	1
ilekssa	0.10	1	ileksa	0.10	1	alexca	0.10	1	alexqa	0.10	1	alecsoi	0.10	0.4
alekci	0.10	0.7	aleqci	0.10	0.5	alekci	0.10	0.5	arlexsa	0.10	1	arlecsc	0.10	1
arlekca	0.10	1	alexssa	0.10	1	alexsra	0.10	1	alexsia	0.10	0.9	alexsta	0.10	0.9
lecsa	0.09	0.7	aleksai	0.09	0.5	alecdsa	0.08	1	alecpsa	0.08	0.9	alecrsa	0.08	0.7
aleqsca	0.08	0.8	aleksua	0.08	0.8	alecsda	0.08	0.8	aleksca	0.08	0.6	aleksba	0.08	0.6
aleqsda	0.08	0.6	alecsca	0.08	0.5	aleqsra	0.08	0.5	cleksaa	0.07	0.9	aldqssa	0.07	1
alexci	0.05	0.1	alekca	0.05	0.5	alekca	0.05	0.5	alecssj	0.05	0.1	alexsaa	0.04	1
alebsa	0.04	1	alepsa	0.03	1	alepsah	0.03	0.9	alexsa	0.02	1	anexa	0.02	0.5
alekssi	0.02	0.3	aleqsaa	0.02	0.9	aleccsa	0.01	1	aleqhsa	0.01	1	alekcsa	0.01	1
alecqa	0.01	1	alechsa	0.01	0.9	-	-	-	-	-	-	-	-	-

**Table 11: Fuzzy words of Amazon Echo Dot. The column *dis.* presents the dissimilarity distance according to the generation algorithm, rounded up to the second decimal point. The column *w. rate* presents the wake-up rate.**

	dis.	w. rate		dis.	w. rate		dis.	w. rate		dis.	w. rate		dis.	w. rate
ureqsr	0.44	0.1	arleqs	0.40	1	ilekcer	0.37	1	ilexcer	0.37	0.1	ilexsur	0.35	1
ileqsar	0.35	1	ileksar	0.35	1	ileksur	0.34	1	alekci	0.32	0.7	ileqsr	0.30	1
ermeqqa	0.30	0.9	alexser	0.30	1	alexsur	0.30	1	alexsar	0.30	1	ilexbs	0.28	0.1
urlexca	0.28	1	aleqsar	0.28	0.9	alecsar	0.28	0.7	aleksar	0.28	0.7	ilekci	0.27	1
ileqci	0.27	1	ilefksa	0.26	1	alecsur	0.26	0.8	aleksur	0.26	0.8	aleqsur	0.26	0.7
alexcer	0.25	0.8	urleqsa	0.24	1	urlekca	0.24	1	erleqsa	0.24	1	urlecsa	0.24	1
erlekca	0.24	1	ilexca	0.24	1	erlexsa	0.24	0.7	allesab	0.24	0.1	aleqcer	0.23	0.7
alekcer	0.23	0.7	ilexsa	0.22	0.8	ilekca	0.22	1	ilekca	0.22	0.7	alekser	0.22	1
aleqser	0.22	0.7	alekqci	0.22	0.5	blexasi	0.21	0.4	uklefa	0.20	1	alexca	0.20	0.7
aleqxda	0.19	0.9	arlesca	0.19	1	ileksa	0.19	1	allexba	0.19	0.9	ilecksa	0.19	1
ileccsa	0.19	1	arlexca	0.18	1	arlcxa	0.17	0.5	ileksda	0.17	1	ilexssa	0.17	0.9
ileksca	0.17	0.2	leqsuq	0.17	0.7	ikeccsa	0.16	0.9	clebkca	0.16	0.2	alexscs	0.16	1
alexsua	0.16	1	alelkca	0.15	0.8	cleqsai	0.15	0.1	aleqca	0.15	0.7	ajecksa	0.14	0.3
alexa a	0.14	0.7	akhdxa	0.14	0.7	aleqciq	0.13	0.3	brlekca	0.13	1	alecsid	0.13	0.6
aqlecsa	0.13	1	clemsca	0.13	1	cleqsra	0.13	0.7	ilexsa	0.12	1	allexsa	0.12	1
aleksa	0.12	1	aleqtba	0.11	0.7	ileksa	0.10	1	ileqsa	0.10	1	ileksa	0.10	1
ilekssa	0.10	1	alexca	0.10	1	ileqssa	0.10	1	alekci	0.10	0.7	alekci	0.10	0.7
aleqci	0.10	0.6	lecta	0.10	0.3	arlecsa	0.10	1	arlekca	0.10	1	arleqsa	0.10	0.9
arlexsa	0.10	0.9	alexssa	0.10	1	alexsia	0.10	1	alexsda	0.10	0.9	anexsba	0.10	0.1
blebssa	0.09	1	alectda	0.09	0.8	ulzsw	0.09	0.1	akekfa	0.09	0.1	alecpsa	0.08	1
aleqpsa	0.08	1	alaxssa	0.08	0.9	aleqtsa	0.08	1	aleqsca	0.08	0.8	aleksca	0.08	0.7
alecsra	0.08	0.7	alecsca	0.08	0.6	alfcssa	0.07	0.6	alfca	0.07	0.2	aldca	0.07	0.8
hleqsaa	0.06	1	dlechsa	0.06	0.9	fleqsia	0.06	0.9	dleccsa	0.06	0.9	alersa	0.06	0.7
alexci	0.05	1	blecssa	0.05	1	blekca	0.05	1	kleqsia	0.05	0.9	alekca	0.05	0.9
alekca	0.05	0.7	gleccsa	0.05	0.9	hleqsa	0.04	1	alebssa	0.04	1	alekfa	0.03	1
alepsia	0.03	0.7	aleqsha	0.02	0.8	alechsa	0.01	1	alekca	0.01	1	aleqtta	0.01	0.6

**Table 12: Fuzzy words of Google. The column *dis.* presents the dissimilarity distance according to the generation algorithm, rounded up to the second decimal point. The column *w. rate* presents the wake-up rate.**

	dis.	w. rate		dis.	w. rate		dis.	w. rate		dis.	w. rate
hea gougll	0.33	0.5	heiigoogaa	0.30	0.3	hey gugal	0.30	1	hey gooogov a	0.30	1
heii googurl	0.27	0.7	heii gugurl	0.27	0.6	heii googerl	0.27	0.6	hei googll a	0.27	1
hei gooo r	0.23	0.2	heiy googow l	0.23	0.5	heiy googol l	0.23	0.1	heiy googerl	0.20	0.8
haii googerl	0.19	0.1	haii gugerl	0.19	0.1	haii gugurl	0.19	0.1	hay googou l	0.19	0.9
heii gugal	0.18	1	hey googal c	0.18	1	hei googal l	0.18	1	hei googel l	0.18	1
heii googourl	0.17	0.9	hay googrll	0.16	0.6	heii gugull	0.16	1	hei googerl	0.15	0.7
hey googurl	0.15	0.7	hay googerl	0.15	0.6	hey googerl	0.15	0.6	hay gugerl	0.15	0.6
hey gugurl	0.15	0.6	hey gugerl	0.15	0.5	hay googurl	0.15	0.5	hei gugerl	0.15	0.5
he googarl	0.15	0.6	heii googal	0.14	1	hei googal a	0.14	1	hey goooarr	0.14	1
hei googar	0.13	0.7	hay googour	0.13	0.7	heiy gugourl	0.13	1	heiy googrln	0.13	1
heiy googarl	0.13	0.9	haii googarl	0.13	0.8	haii gugarl	0.13	0.1	hey googou	0.11	1
hei goooar	0.11	1	haii gugal	0.10	1	hey googout	0.10	0.5	haii googak	0.09	1
heiy googourl	0.08	1	hey gugarl	0.08	0.8	hei gugourl	0.08	0.8	hay googarl	0.08	0.7
hay gugarl	0.08	0.7	hey googarl	0.08	0.6	hei gugarl	0.08	0.6	hay gugorl	0.08	0.6
hey goegil	0.07	0.9	hey ygugil	0.07	0.1	he googal	0.07	1	hey googouraa	0.07	1
hei googala	0.06	1	hey googau	0.06	1	heiy googall	0.06	1	heih googal	0.06	1
hey googourm	0.06	0.7	haii googal	0.05	1	hay gugal	0.05	1	hei gugal	0.05	1
hey guugal	0.05	0.7	hey googav	0.04	1	hey ggugil	0.04	0.3	hay ggufal	0.03	1
hay googourl	0.03	0.8	hei googourl	0.03	0.8	hey googourl	0.03	0.7	hay gugil	0.02	0.2
hey gugil	0.02	0.1	hei gugil	0.02	0.1	jay googal	0.02	0.8	-	-	-

**Table 13: Fuzzy words of Apple Siri. The column *dis.* presents the dissimilarity distance according to the generation algorithm, rounded up to the second decimal point. The column *w. rate* presents the wake-up rate.**

	dis.	w. rate		dis.	w. rate		dis.	w. rate		dis.	w. rate
hey sirr e	0.37	1	hei suru r a	0.35	0.7	hay scir e	0.33	0.6	haiiasciree	0.28	0.6
heyisyree	0.27	0.2	heii sirea	0.25	0.7	haiy cire	0.22	0.8	heai ssuree	0.22	0.5
hey sserea	0.20	0.8	hay syrrie e	0.20	1	heii ssuiri	0.20	0.8	hay cieree a	0.20	0.7
hay syerib	0.19	0.1	hei ssirr	0.19	0.8	heiy ssuiree	0.18	0.5	heii syrie	0.16	0.2
heiy sciere	0.13	0.6	heiy sirie	0.13	0.1	haiy scyrie	0.13	0.4	heai serea	0.12	0.9
haii sciree	0.12	0.7	heai ceri	0.12	0.7	heai ssuiri	0.12	0.5	hey sierie	0.11	1
hay sere e	0.11	1	hay siri e	0.11	0.8	haiy cori	0.10	0.4	hay ssirib	0.10	0.9
heiy suree	0.09	0.9	hei syeii	0.08	0.1	hai sirie	0.07	1	hey ssire	0.07	0.9
hai scere	0.07	0.8	heiy cieri	0.07	0.8	hey ceree	0.07	0.1	heiy scirie	0.06	0.1
heiy syrie	0.06	0.1	hay syrieqe	0.06	1	hay sciria	0.06	1	hay psyrria	0.06	1
haiy syrie	0.06	0.7	bay scirie	0.03	0.8	hey sori	0.02	1	hay scirih	0.02	1
hey scirih	0.02	1	hei ssoree	0.02	0.9	hay surie	0.01	1	hay suri	0.01	0.6
hey suri	0.01	0.5	hay cieri	0.01	1	hai sciri	0.01	0.9	hay sceri	0.01	0.7