

Lambda polarization in $^{108}\text{Ag} + ^{108}\text{Ag}$ and $^{197}\text{Au} + ^{197}\text{Au}$ collisions around a few GeV

Xian-Gai Deng (邓先概),¹ Xu-Guang Huang (黄旭光)*,^{2,1} and Yu-Gang Ma (马余刚)^{†1}

¹Key Laboratory of Nuclear Physics and Ion-beam Application (MOE),
Institute of Modern Physics, Fudan University, Shanghai 200433, China

²Department of Physics and Center for Field Theory and Particle Physics, Fudan University, Shanghai, 200433, China

(Dated: April 18, 2022)

Within the framework of Ultra-relativistic Quantum Molecular Dynamics (UrQMD) model, we extract the global spin polarization of Λ hyperon in $^{108}\text{Ag} + ^{108}\text{Ag}$ and $^{197}\text{Au} + ^{197}\text{Au}$ collisions at $\sqrt{s_{\text{NN}}} = 2.42 - 7.7$ GeV. We use two different methods to calculate the Λ polarization P_y : one is based on equilibrium assumption so that P_y is determined by thermal vorticity and another assumes a proportional relation between P_y and the system's angular momentum in Λ 's rest frame. We find that both methods can describe the experimental data suggesting that the global spin polarization is a result of global angular momentum and is thus insensitive to the intermediate prescription to extracting it.

PACS numbers: 25.70.-z, 24.10.Lx, 21.30.Fe

I. INTRODUCTION

Experiments at the Relativistic Heavy Ion Collider (RHIC) have given convincing evidences that the quark-gluon plasma (QGP) is created in relativistic heavy-ion collisions [1, 2]. Also, the RHIC-STAR experiments found that in non-central relativistic heavy-ion collisions the QGP is under high-speed local rotation (or fluid vorticity) with rotating velocity reaching 10^{21} s^{-1} [3, 4]. The particles could thus be spin-polarized through the spin-orbit coupling. In 2005, Liang and Wang proposed that Λ (and $\bar{\Lambda}$) hyperons can be polarized along the orbital angular momentum of two colliding nuclei [5]. For the Beam Energy Scan (BES) program at RHIC, it is found that the global spin polarization of Λ and $\bar{\Lambda}$ hyperons are different, especially at $\sqrt{s_{\text{NN}}} = 7.7$ GeV [3, 4]. One of reasons for this difference is probably the magnetic field effect [6, 7], but there are other possible causes for this difference [8–12]. Another feature is that both Λ and $\bar{\Lambda}$ global polarization decrease with increasing collision energy $\sqrt{s_{\text{NN}}} \geq 7.7$ GeV which is consistent with the collision energy dependence of fluid vorticity at mid-rapidity [13, 14]. The calculations from hydrodynamical [15, 16] and transport-model approaches can explain well the experimental results for global Λ polarization [17–25] and also Ξ and Ω polarization [25–27], eg., see Refs. [28–33] for reviews.

Hyperon spin polarization below $\sqrt{s_{\text{NN}}} = 7.7$ GeV is less explored. Some experiments, such as the STAR fixed target program at RHIC ($\sqrt{s_{\text{NN}}} = 3\text{--}7.2$ GeV) [34], the HADES at GSI Helmholtzzentrum für Schwerionenforschung ($\sqrt{s_{\text{NN}}} = 2.3\text{--}2.6$ GeV) [35], the Nuclotron based Ion Collider fAcility (NICA) in Dubna ($\sqrt{s_{\text{NN}}} = 4\text{--}11$ GeV) [36], the Baryonic Matter at Nuclotron (BM@N) in Dubna ($\sqrt{s_{\text{NN}}} = 2.3\text{--}3.5$) [37], Fa-

cility for Antiproton and Ion Research (FAIR) in Darmstadt ($\sqrt{s_{\text{NN}}} = 2.7\text{--}4.9$ GeV) [38], the High Intensity heavy-ion Accelerator Facility (HIAF) in Huizhou, China ($\sqrt{s_{\text{NN}}} = 2.3\text{--}4$ GeV) [39–41], can reach such energy region. In Ref. [42], it was predicted that both the kinematic vorticity and thermal vorticity at mid-rapidity show non-monotonic behavior as functions of $\sqrt{s_{\text{NN}}}$ and their maximum values are reached about $\sqrt{s_{\text{NN}}} \sim 3$ GeV. This may suggest a possible similar behavior for Λ polarization. Very recently, the STAR and HADES Collaborations reported their measurements of global Λ polarization for $^{197}\text{Au} + ^{197}\text{Au}$ collisions at $\sqrt{s_{\text{NN}}} = 3$ and 2.4 GeV [43, 44], respectively, and for $^{108}\text{Ag} + ^{108}\text{Ag}$ collisions at $\sqrt{s_{\text{NN}}} = 2.55$ GeV [43]. The purpose of the this paper is to extend the previous calculations for kinematic and thermal vorticities in Ref. [42] to extract the spin polarization of Λ hyperons at energies $\sqrt{s_{\text{NN}}} = 2.42 - 7.7$ GeV with two different methods to connect the spin polarization to the vorticities or angular momentum of the medium. We will also compare our results with the recent calculations in Refs. [45–48].

II. SETUP OF THE CALCULATION

The global spin polarization may reflect the medium's ability of transferring the global orbital angular momentum to spin angular momentum. Thus, the strength of global spin polarization depends substantially on the dynamics of spin-orbit coupling and the medium properties (which determines how much and in what form the orbital angular momentum is retained in the medium). Therefore, in general it is a difficult task to model the global spin polarization of hyperons. In the following, we will use two different approaches to model the global Λ polarization.

• **Approach I.** The first approach assumes global equilibrium of spin degree of freedom so that the spin polarization is fully determined by thermal vorticity. In this case, the mean spin vector of spin-1/2 fermion with

*Corresponding author: huangxuguang@fudan.edu.cn

†Corresponding author: mayugang@fudan.edu.cn

on-shell momentum p^μ is given by [49–52],

$$S^\mu(x, p) = -\frac{1}{8m}(1 - n_F)\epsilon^{\mu\nu\rho\sigma}p_\nu\varpi_{\rho\sigma}(x), \quad (1)$$

where $n_F = n_F(x, p)$ is the Fermi-Dirac function and $\varpi_{\rho\sigma}$ is the thermal vorticity tensor:

$$\varpi_{\mu\nu} = \frac{1}{2}(\partial_\nu\beta_\mu - \partial_\mu\beta_\nu). \quad (2)$$

In Eq. (2), $\beta^\mu = \beta u^\mu$ with $\beta = 1/T$ the inverse temperature and $u^\mu = \gamma(1, \mathbf{v})$ is the fluid four-velocity with $\gamma = 1/\sqrt{1 - \mathbf{v}^2}$ the Lorentz factor. One can decompose the thermal vorticity in Eq. (2) as,

$$\varpi_T = \frac{1}{2}\left[\nabla\left(\frac{\gamma}{T}\right) + \partial_t\left(\frac{\gamma\mathbf{v}}{T}\right)\right], \quad (3)$$

$$\varpi_S = \frac{1}{2}\nabla \times \left(\frac{\gamma\mathbf{v}}{T}\right), \quad (4)$$

where ϖ_T and ϖ_S are called ‘ T ’ and ‘ S ’ thermal vorticity, respectively. For Λ hyperon, $n_F \approx 0$, because its yield in each collision is small, and thus Eq. (1) with Eqs. (3) and (4) gives,

$$S^0(x, \mathbf{p}) = \frac{1}{4m}\mathbf{p} \cdot \varpi_S, \quad (5)$$

$$\mathbf{S}(x, \mathbf{p}) = \frac{1}{4m}\left(E_p\varpi_S + \mathbf{p} \times \varpi_T\right), \quad (6)$$

where E_p, \mathbf{p} and m are the Λ ’s energy, momentum, and mass in the center of mass (c.m.) frame of nucleus-nucleus collision. Since the polarization of Λ in experiment is measured in the rest frame of Λ , one needs to transform Eq. (6) from c.m. frame of nucleus-nucleus collision to the rest frame of Λ by a Lorentz boost,

$$\mathbf{S}^*(x, \mathbf{p}) = \mathbf{S} - \frac{\mathbf{p} \cdot \mathbf{S}}{E_p(m + E_p)}\mathbf{p}. \quad (7)$$

Once the thermal vorticity at the freeze-out point of each Λ is known, we can obtain the corresponding $\mathbf{S}^*(x, \mathbf{p})$. The averaged spin vector is given by (using energy density $\epsilon(x)$ as a weight),

$$\langle \mathbf{S}^* \rangle = \frac{\sum_a^N \mathbf{S}^*(x_a, \mathbf{p})\epsilon(x_a)}{\sum_a^N \epsilon(x_a)}, \quad (8)$$

where the summation is over all Λ ’s within a given kinematic region and x_a is the freeze-out coordinate of the a th Λ . Then the polarization of Λ in the three-direction \mathbf{n} is given by

$$P_{\mathbf{n}} = 2\langle \mathbf{S}^* \rangle \cdot \mathbf{n}. \quad (9)$$

• **Approach II.** The second approach does not assume global equilibrium but assumes a simple proportional relation between the spin vector and the orbital angular momentum of the matter, reflecting the fact that the global Λ polarization is due to the global angular momentum no matter whether the system is at equilibrium

or not. Thus, for a Λ hyperon of momentum \mathbf{p} frozen-out at coordinate x , we assume its spin vector in its rest frame to be given by

$$\mathbf{S}^*(x, \mathbf{p}) = \frac{\chi}{2}\mathbf{J}^*(x), \quad (10)$$

where $\mathbf{J}^*(x)$ is the orbital angular momentum relative to Λ at freeze-out coordinate x and χ is a susceptibility that characterized the matter’s ability of transferring orbital angular momentum to spin. In principle, the value of χ should depend on the equation of state and spin-orbital coupling of the matter and thus may change with collision energy or centrality. Due to the lack of the knowledge of χ , in our simulation, we simply assume a constant value, $\chi = 1/40$, as it can describe the experimental data the best. The relative orbital angular momentum $\mathbf{J}^*(x)$ is calculated through

$$\mathbf{J}^*(x) = \frac{\sum_i (\mathbf{x}_i - \mathbf{x}) \times \mathbf{p}_i^* \rho(x, x_i)}{\sum_i \rho(x, x_i)}, \quad (11)$$

where the summation is over the participants, \mathbf{p}_i^* is the momentum of the i th particle in the rest frame of Λ frozen-out at x , and $\rho(x, x_i)$ is the smearing function. Since $\rho(x, x_i)$ is very localized (we will choose it as a Gaussian, see Eq. (12)), the summation is essentially over particles in a small volume around \mathbf{x} ; and thus the physical meaning of $\mathbf{J}^*(x)$ is the orbital angular momentum per particle in a small volume around \mathbf{x} as specified by $\rho(x, x_i)$. Once $\mathbf{S}^*(x, \mathbf{p})$ is obtained, the Λ polarization for given \mathbf{p} is calculated also using Eq. (9) which leads to $P_{\mathbf{n}} = \chi \langle \mathbf{J}^* \rangle \cdot \mathbf{n}$ where the average is given in same manner of Eq. (8).

In this work, following closely Ref. [42], simulations are performed in the framework of Ultra-relativistic Quantum Molecular Dynamics (UrQMD) model which includes particle re-scattering, color string fragmentation, and formation and decay of hadronic resonances [53–56]. A slight difference from Ref. [42] is that we now use a smearing function in which a Lorentz contraction factor γ_z along the beam direction is taken into account [55]:

$$\rho(x, x_i) = \frac{\gamma_z}{(2\pi\sigma^2)^{3/2}} \exp\left\{-\frac{(x - x_i)^2 + (y - y_i)^2 + [\gamma_z(z - z_i)]^2}{2\sigma^2}\right\}, \quad (12)$$

where the width of Gaussian σ is chosen to be $\sigma = 1.48$ fm for baryons [57] and $\sigma = 0.98$ fm for mesons from a constituent quark number scaling for volume $\sigma_\pi = (2/3)^{1/3}\sigma_{p,n}$ [42]. The “temperature” $T(x)$ is obtained by the energy density, $\epsilon(x)$, via the relation $\epsilon = aT^4$ where the prefactor a is chosen here to be $a = \pi^2(16 + 10.5N_f)/30 \approx 15.6$ with $N_f = 3$.

III. RESULTS AND DISCUSSION

The global Λ polarization as a function of centrality is given in Fig. 1 based respectively on the two dif-

ferent approaches described in the last section. Here global polarization P_y is calculated by averaging over all Λ 's with rapidity $|Y| < 0.3$ and $0.2 \text{ GeV} < p_T < 1.5 \text{ GeV}$ in $^{108}\text{Ag}+^{108}\text{Ag}$ collisions. The centrality is determined through $C = b^2/b_{max}^2$, with $b_{max} = R_T + R_P = 1.2A_T^{1/3} + 1.2A_P^{1/3}$ with $A_{T/P}$ the atomic number of target/projectile nucleus. The polarization calculated based on both approaches I and II fit to the experimental data from HADES Collaboration [43]. The global Λ polarization increases with centrality reflecting the fact that the system's angular momentum increases with centrality. Note that at high energies the global polarization show similar centrality dependence which can also be described by approach I (see, e.g., Ref. [21]).

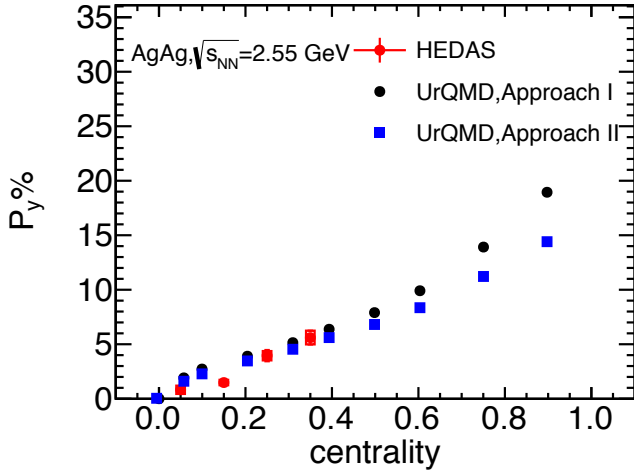


FIG. 1: (Color online) Global Λ polarization as a function of centrality at $\sqrt{s_{NN}} = 2.55 \text{ GeV}$ for $^{108}\text{Ag}+^{108}\text{Ag}$ collisions for $0.2 < p_T [\text{GeV}/c] < 1.5$ and $|Y| < 0.3$. The experimental data for Λ polarization at $0.2 < p_T [\text{GeV}/c] < 1.5$ and $-0.5 < Y < 0.3$ is also shown [43].

Further, in Fig. 2, we show Λ polarization as a function of transverse momentum p_T for $^{108}\text{Ag}+^{108}\text{Ag}$ collision at $\sqrt{s_{NN}} = 2.55 \text{ GeV}$ within 10% ~ 40% centrality and for $^{197}\text{Au}+^{197}\text{Au}$ collision at $\sqrt{s_{NN}} = 3 \text{ GeV}$ within 10% ~ 40% centrality and compare to the recent experimental results reported by HADES Collaboration [43] and by STAR Collaboration [44]. The results of both approaches I and II are shown with blue and green bands, respectively. It is found that both approaches can give reasonable description of the data, although the approach II gives a Λ polarization slightly increasing with p_T and overestimates the data at high p_T . Similar increasing pattern is also found in Ref. [46] around the same energies and at higher energies using parton cascade model (the AMPT model) based on approach I (see, e.g., Ref. [25]), but different from the results in Ref. [8] based on chiral kinetic theory and in Ref. [21] based on a hydrodynamical model at higher energies, making the theoretical results quite model dependent in describing the p_T dependence.

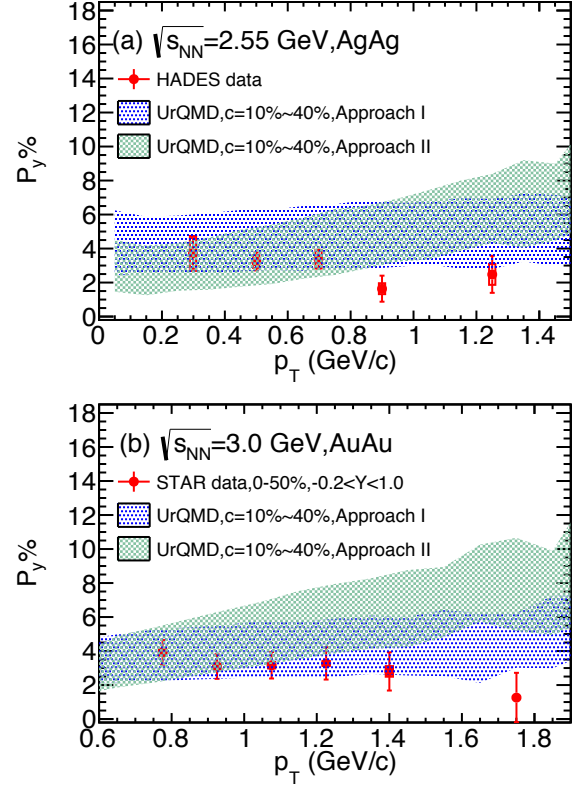


FIG. 2: (Color online) Λ polarization as a function of transverse momentum p_T for (upper panel) $^{108}\text{Ag}+^{108}\text{Ag}$ collision for $|Y| < 0.3$ at $\sqrt{s_{NN}} = 2.55 \text{ GeV}$ and (lower panel) $^{197}\text{Au}+^{197}\text{Au}$ collision for $-0.2 < Y < 1$ at $\sqrt{s_{NN}} = 3 \text{ GeV}$. The red solid dots are experimental results for $^{108}\text{Ag}+^{108}\text{Ag}$ collision for $-0.5 < Y < 0.3$ [43] and $^{197}\text{Au}+^{197}\text{Au}$ collision for $-0.2 < Y < 1$ [44].

The dependence of Λ polarization on rapidity is shown in Fig. 3. One can see that both of the two approaches are around the experimental results at the rapidity region of $-0.6 < Y < 0.6$ for $^{108}\text{Ag}+^{108}\text{Ag}$ collision and $-0.2 < Y < 1$ for $^{197}\text{Au}+^{197}\text{Au}$ collision.

Finally, the collision energy dependence of global Λ polarization is shown in Fig. 4. In our UrQMD calculation, we focus on the global polarization of Λ in $^{197}\text{Au}+^{197}\text{Au}$ collision at the energies of $2.5 \text{ GeV} < \sqrt{s_{NN}} < 7.7 \text{ GeV}$. The Λ polarization in $^{108}\text{Ag}+^{108}\text{Ag}$ collision is expected to be larger than that in $^{197}\text{Au}+^{197}\text{Au}$ at the same energy because the former system has smaller size [22]. The Λ global polarization via approach I is shown by the blue band and via approach II is displayed with green band in which a maximum value around $\sqrt{s_{NN}} = 5 \text{ GeV}$ is seen. Both approaches can fit to the experimental data within the error bars, but approach II overestimates the data slightly. Note that the feed-down decay from more massive hyperons could reduce the primary Λ polarization by about 10 – 15% [58, 59]. Therefore, once the feed-down correction is taken into account, the approach II would fit to the data better. As at $\sqrt{s_{NN}} = 2m_N$ we

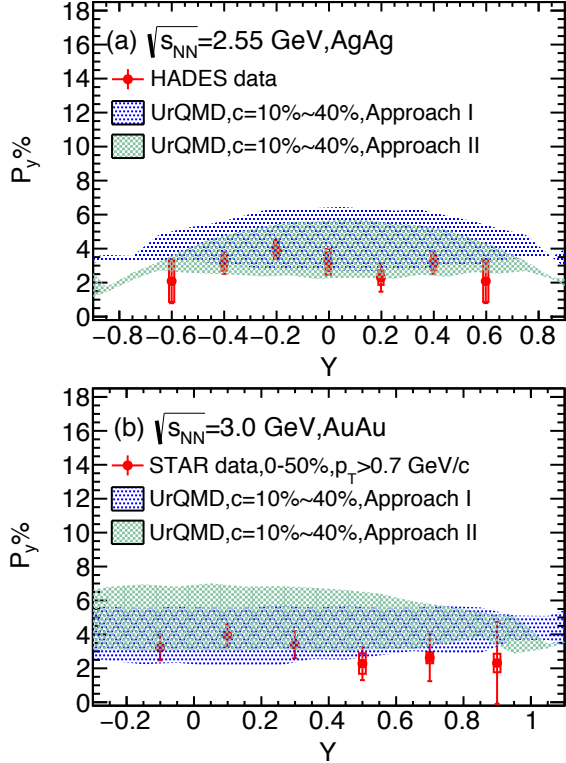


FIG. 3: (Color online) Λ polarization as function of rapidity Y for $^{108}\text{Ag}+^{108}\text{Ag}$ collision for $0.2 < p_T$ [GeV/c] < 1.5 at $\sqrt{s_{NN}} = 2.55$ GeV and $^{197}\text{Au}+^{197}\text{Au}$ collision for $p_T > 0.7$ GeV/c at $\sqrt{s_{NN}} = 3$ GeV. The red solid dots are experimental results for $0.2 < p_T$ [GeV/c] < 1.5 in $^{108}\text{Ag}+^{108}\text{Ag}$ collision [43] and $p_T > 0.7$ GeV/c in $^{197}\text{Au}+^{197}\text{Au}$ collision.

do not expect any finite global polarization, we expect the existence of a maximal global polarization around a few GeV. If such a maximum exists, approach I suggests that it appears below 2.5 GeV while approach II suggests the maximum to be around 3–5 GeV. This is consistent with the initial kinematic and thermal vorticities which have also a maximum value around 3–5 GeV [42] depending on the centrality. We note that the appearance of a maximum in the global Λ polarization versus $\sqrt{s_{NN}}$ is well expected from the appearance of the maximum in vorticities and was also discussed in Refs. [45–47]; but the prediction for the location of the maximum is model dependent. It will be of great interest if the experiments can test whether such a maximum exists and, if it exists, where it is located.

IV. CONCLUSIONS

In summary, within the framework of the UrQMD model, we extract the global polarization of Λ hyperon with two approaches. One with thermal equilibrium assumption and another is via the relative angular momen-

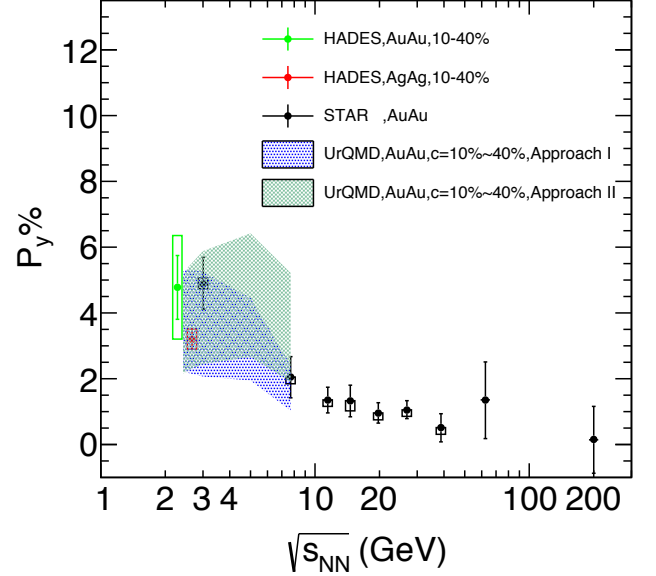


FIG. 4: (Color online) Global Λ polarization as a function of collision energy $\sqrt{s_{NN}}$. The red and green solid dots are from the HADES [43] and STAR data for Λ global polarization are displayed with black solid dots [3, 44]. The UrQMD calculations is for $^{197}\text{Au}+^{197}\text{Au}$ collision at $0.4 < p_T$ [GeV/c] < 3.0 and $|Y| < 0.3$.

tum in Λ 's rest frame. Our simulation shows that both approaches can describe the experimental data around ~ 2.42 – 7.7 GeV. At these energies, we do not expect that the spin degree of freedom reach equilibrium, but surprisingly even the approach I which is based on equilibrium assumption could explain the experimental results well. The may be because that the global polarization is a result of the global angular momentum of the system so that it is insensitive to whether the intermediate stages are at equilibrium or not. Thus it would be very interesting to test the approach I and II by studying the local spin polarization, namely, the transverse and longitudinal Λ polarization at different azimuthal angles [28–33]. We will leave such theoretical study to future work. Besides, we also plan to study the global Λ polarization in isobar collisions [60–62] which may help to understand whether the magnetic field is the source for the splitting of Λ and $\bar{\Lambda}$ polarization.

Acknowledgments

We thank J. Adams, T. Galatyuk, M. Lisa, T. Niida for helpful communications. This work has received partial support from the Guangdong Major Project of Basic and Applied Basic Research No. 2020B0301030008, the National Natural Science Foundation of China under Contract No. 11890714, No. 11891070, and No. 12075061, the Key Research Program of the CAS under Grant No. XDB34000000, China Postdoctoral Science

Foundation Grant No. 2019M661332 and Postdoctoral Innovative Talent Program of China No. BX20200098,

and Shanghai Natural Science Foundation through Grant No. 20ZR1404100.

-
- [1] STAR Collaboration, *Nucl. Phys. A* **757**, 102-183 (2005).
 - [2] PHENIX Collaboration, *Nucl. Phys. A* **757**, 184-283 (2005).
 - [3] STAR Collaboration, *Nature* **548**, 62–65 (2017).
 - [4] STAR Collaboration, *Phys. Rev. C* **98**, 014910 (2018).
 - [5] Z. T. Liang and X. N. Wang, *Phys. Rev. Lett.* **94**, 102301 (2005).
 - [6] F. Becattini, I. Karpenko, M. Lisa, I. Upsal and S. Voloshin, *Phys. Rev. C* **95**, 054902 (2017).
 - [7] Y. Guo, S. Z. Shu, S. Q. Feng and J. F. Liao, *Phys. Lett. B* **798**, 134929 (2019).
 - [8] Y. F. Sun and C. M. Ko, *Phys. Rev. C* **96**, 024906 (2017).
 - [9] Z. Z. Han, J. Xu, *Phys. Lett. B* **786**, 255-259 (2018).
 - [10] O. Vitiuk, L. V. Bravina, E. E. Zabrodin *Phys. Lett. B* **803**, 135298 (2020).
 - [11] L. P. Csernai, J. I. Kapusta and T. Welle, *Phys. Rev. C* **99**, 021901 (2019).
 - [12] Y. Xie, G. Chen and L. P. Csernai, *Eur. Phys. J. C* **81**, 12 (2021).
 - [13] W. T. Deng and X. G. Huang, *Phys. Rev. C* **93**, 064907 (2016).
 - [14] Y. Jiang, Z. W. Lin and J. Liao, *Phys. Rev. C* **94**, 044910 (2016) [erratum: *Phys. Rev. C* **95**, 049904 (2017)].
 - [15] C. Shen and L. Yan, *Nucl. Sci. Tech.* **31**, 122 (2020).
 - [16] S. Wu, C. Shen and H. Song, *Chin. Phys. Lett.* **38**, 081201 (2021).
 - [17] Lu. Karpenko, F. Becattini, *Eur. Phys. J. C* **77**, 213 (2017).
 - [18] H. Li, L. G. Pang, Q. Wang, and X. L. Xia, *Phys. Rev. C* **96**, 054908 (2017)..
 - [19] Y. L. Xie, D. J. Wang, L. P. Csernai, *Eur. Phys. J. C* **80**, 39 (2020).
 - [20] Yu. B. Ivanov and A. A. Soldatov, *Phys. Rev. C* **102**, 024916 (2020).
 - [21] B. Fu, K. Xu, X. G. Huang and H. Song, *Phys. Rev. C* **103**, 024903 (2021).
 - [22] S. Shi, K. Li and J. Liao, *Phys. Lett. B* **788**, 409 (2019).
 - [23] X. L. Xia, H. Li, Z. B. Tang and Q. Wang, *Phys. Rev. C* **98**, 024905 (2018).
 - [24] H. Z. Wu, L. G. Pang, X. G. Huang and Q. Wang, *Phys. Rev. Research* **1**, 033058 (2019).
 - [25] D. X. Wei, W. T. Deng, X. G. Huang, *Phys. Rev. C* **99**, 014905 (2019).
 - [26] STAR Collaboration, *Phys. Rev. Lett.* **126**, 162301 (2021).
 - [27] H. Li, X. L. Xia, X. G. Huang and H. Z. Huang, *arXiv:2106.09443 [nucl-th]*.
 - [28] X. G. Huang, *Nucl. Phys. A* **1005**, 121752 (2021).
 - [29] F. Becattini and M. A. Lisa, *Annu. Rev. Nucl. Part. Sci.* **70**, 395-423 (2020).
 - [30] I. Karpenko, *Lect. Note Phys.* **987**, 247-280 (2021).
 - [31] X. G. Huang, J. Liao, Q. Wang and X. L. Xia, *Lect. Note Phys.* **987**, 281-308 (2021).
 - [32] J. H. Gao, G. L. Ma, S. Pu and Q. Wang, *Nucl. Sci. Tech.* **31**, 90 (2020).
 - [33] Y. C. Liu and X. G. Huang, *Nucl. Sci. Tech.* **31**, 56 (2020).
 - [34] STAR Collaboration, *Nucl. Phys. A* **967**, 808 (2017).
 - [35] HADES Collaboration, *Eur. Phys. J. A* **41**, 243 (2009).
 - [36] V. D. Kekelidze, V. A. Matveev, I. N. Meshkov, A. S. Sorin, and G. V. Trubnikov, *Phys. Part. Nucl.* **48**, 727 (2017).
 - [37] M. Kapishin (BM@N Collaboration), *Nucl. Phys. A* **982**, 967 (2019).
 - [38] T. Ablyazimov *et al.* (CBM Collaboration), *Eur. Phys. J. A* **53**, 60 (2017).
 - [39] H. W. Zhao, H. S. Xu, G. Q. Xiao *et al.*, *Sci Sin-Phys Mech Astron* **50**, 112006 (2020).
 - [40] Jun-Hao Liu *et al.*, *Nucl. Sci. Tech.* **30**, 152 (2019).
 - [41] X. F. Niu *et al.*, *Nucl. Sci. Tech.* **30**, 178 (2019).
 - [42] X. G. Deng, X. G. Huang, Y. G. Ma and S. Zhang, *Phys. Rev. C* **101**, 064908 (2020).
 - [43] F. Kornas for HADES Collaboration, Talk given at *Strangeness Quark Matter 2021*, Online, May 17-22, 2021.
 - [44] STAR Collaboration, *arXiv:2108.00044 [nucl-ex]*.
 - [45] Yu. B. Ivanov, *Phys. Rev. C* **103**, L031903 (2021).
 - [46] Y. Guo, J. Liao, E. Wang, H. Xing and H. Zhang, *arXiv:2105.13481 [nucl-th]*.
 - [47] A. Ayala, I. Domínguez, I. Maldonado and M. E. Tejeda-Yeomans, *arXiv:2106.14379 [hep-ph]*.
 - [48] Y. B. Ivanov, V. D. Toneev and A. A. Soldatov, *Phys. Rev. C* **100**, 014908 (2019).
 - [49] F. Becattini, V. Chandra, L. Del Zanna and E. Grossi, *Annals Phys.* **338**, 32-49 (2013).
 - [50] R. H. Fang, L. G. Pang, Q. Wang and X. N. Wang, *Phys. Rev. C* **94**, 024904 (2016).
 - [51] R. H. Fang, R. D. Dong, D. F. Hou, and B. D. Sun, *Chin. Phys. Lett.* **38**, 091201 (2021).
 - [52] Y. C. Liu, K. Mameda and X. G. Huang, *Chin. Phys. C* **44**, 094101 (2020).
 - [53] S. A. Bass, M. Belkacem, M. Bleicher *et al.*, *Prog. Part. Nucl. Phys.* **41**, 225 (1998).
 - [54] M. Bleicher, E. Zabrodin, C. Spieles *et al.*, *J. Phys. G* **25**, 1859 (1999).
 - [55] H. Petersen, J. Steinheimer, G. Burau, M. Bleicher, H. Stöcker, *Phys. Rev. C* **78**, 044901 (2008).
 - [56] J. Steinheimer, V. Vovchenko, J. Aichelin *et al.*, *EPJ Web of Conferences* **171**, 05003 (2018).
 - [57] C. Hartnack, R. K. Puri, J. Aichelin, J. Konopka, S. A. Bass, H. Stoecker and W. Greiner, *Eur. Phys. J. A* **1**, 151 (1998).
 - [58] X. L. Xia, H. Li, X. G. Huang and H. Z. Huang, *Phys. Rev. C* **100**, 014913 (2019).
 - [59] F. Becattini, G. Cao and E. Speranza, *Eur. Phys. J. C* **79**, 741 (2019).
 - [60] F. Q. Wang and J. Zhao, *Nucl. Sci. Tech.* **29**, 179 (2018).
 - [61] STAR Collaboration, *Nucl. Sci. Tech.* **32**, 48 (2021).
 - [62] STAR Collaboration, *arXiv:2109.00131 [nucl-ex]*.