

Recommender systems based on graph embedding techniques: A comprehensive review

Yue Deng^{a,*}

^a*Institute of Fundamental and Frontier Sciences, University of Electronic Science and Technology of China,
Chengdu 611731, P.R. China*

Abstract

Recommender systems, a pivotal tool to alleviate the information overload problem, aim to predict user's preferred items from millions of candidates by analyzing observed user-item relations. As for tackling the sparsity and cold start problems encountered by recommender systems, uncovering hidden (indirect) user-item relations by employing side information and knowledge to enrich observed information for the recommendation has been proven promising recently; and its performance is largely determined by the scalability of recommendation models in the face of the high complexity and large scale of side information and knowledge. Making great strides towards efficiently utilizing complex and large-scale data, research into graph embedding techniques is a major topic. Equipping recommender systems with graph embedding techniques contributes to outperforming the conventional recommendation implementing directly based on graph topology analysis and has been widely studied these years. This article systematically retrospects graph embedding-based recommendation from embedding techniques for bipartite graphs, general graphs, and knowledge graphs, and proposes a general design pipeline of that. In addition, comparing several representative graph embedding-based recommendation models with the most common-used conventional recommendation models, on simulations, manifests that the conventional models overall outperform the graph embedding-based ones in predicting implicit user-item interactions, revealing the relative weakness of graph embedding-based recommendation in these tasks. To foster future research, this article proposes constructive suggestions on making a trade-off between graph embedding-based recommendation and the conventional recommendation in different tasks as well as some open questions.

Keywords: Recommender Systems; Graph Embedding; Machine Learning; Knowledge Graphs; Graph Neural Networks

Contents

1	Introduction	2
2	Definitions of subjects and problems	4
2.1	Recommender systems	4
2.1.1	Information	4
2.1.2	Graph representations	6
2.1.3	K-order proximity	9
2.1.4	Methods and conventional models	9
2.2	Graph embedding	11
2.2.1	Definitions and concepts	11
2.2.2	Recommendation based on graph embedding	12
2.2.3	Optimization algorithms	13
2.3	A general design pipeline of graph embedding-based recommendation	14

*Corresponding author

Email address: 201921210214@std.uestc.edu.cn (Yue Deng)

3	Bipartite graph embedding for the recommendation	16
3.1	Recommendation with static user-item interactions	16
3.1.1	Models based on matrix factorization	16
3.1.2	Models based on Bayesian analysis	18
3.1.3	Models based on deep learning	19
3.1.4	Other models	22
3.2	Recommendation with temporal user-item interactions	23
3.2.1	Models based on matrix factorization	23
3.2.2	Models based on Markov processes	24
3.3	Summary	25
4	General graph embedding for the recommendation	26
4.1	Three categories of techniques for general graph embedding	26
4.1.1	Techniques based on translation	26
4.1.2	Techniques based on meta path	27
4.1.3	Techniques based on deep learning	29
4.2	Recommendation involving side information	31
4.3	Summary	34
5	Knowledge graph embedding for the recommendation	35
5.1	Three challenges of knowledge graph embedding	35
5.2	Recommendation involving knowledge	37
5.3	Summary	39
6	Performance evaluation	39
6.1	Experiment setups	40
6.1.1	Data sets	40
6.1.2	Evaluation metrics	40
6.1.3	Evaluated models	41
6.2	Results and analysis	42
6.2.1	Predicting explicit user-item interactions	42
6.2.2	Predicting implicit user-item interactions	43
6.3	Summary	44
7	Discussions and outlook	44
	Acknowledgements	45
	References	47
	A Hyper-parameter settings in experiments	63
	B Indexing	64

1. Introduction

Does big data [1, 2] benefit people’s lives? On its face, the question seems absurd. It is true that, for example, the traffic flow big data helps to quantify the potential infectious crowds during the pandemic [3], the scientific research big data can facilitate academic-industry collaboration [4], and the multimedia social big data usually entertains consumers [5]. But meanwhile, the high-volume, high-velocity, and high-variety, also called the three “V” features [6], of big data bring problems. Information overload [7, 8] is a case in point, referring to the excess of big data available to a person aiming to make a decision, say, which articles are relevant to a researcher’s focus, which products meet a consumer’s demand, and which movies pique an audience’s interest; thus discounts the information retrieval [9] efficiency. Counterbalancing these pros and cons of big data to maximize its benefits requires the development of big data mining techniques [10], among which recommender systems [11–13] have turned out to be a pivotal tool to alleviate the information overload problem, aiming to predict a user’s (e.g., researcher,

consumer, and audience) preferred items (e.g., articles, products, and movies) from millions of candidates. Apart from this, recommender systems have seen commercial practices ranging from startup-investors matching [14] to energy efficiency in buildings [15].

Developing recommender systems requires surmounting the sparsity problem [16, 17] and cold start problem [18–21] encountered by recommendation models, the core component of recommender systems. The rationale for recommendation models lies in the accurate inference for user’s preferences for items, the prerequisite for well recommendation performance, by analyzing observed user-item relations, among which user-item interactions (Sec. 2.1.1 gives details) are primary resources. However, user-item interactions are usually sparse as a result of only a few of the total number of items that were interacted by a user, called the sparsity problem. When coming to a new user, that no interaction between the user and items yet has been observed leads to the cold start problem, and the same is true of a new item analogically. Consequently, inadequate user-item interactions out of the sparsity and cold start problems weaken the accuracy of inference for user preference by recommendation models; thus defend recommendation performance. As for tackling the sparsity and cold start problems, employing side information [22, 23] and knowledge [24–26] (Sec. 2.1.1 gives details) as a supplement to user-item interactions in order to uncover hidden (indirect) user-item relations enriching observed information for the recommendation has been proven promising recently.

Concerning the ability in efficiently employing side information and knowledge to promote recommendation performance, the discussion about whether graph embedding-based recommendation (Sec. 2.2.1 gives details) outperforms the conventional recommendation implementing based on graph topology analysis (Sec. 2.1.4 gives details) is an ongoing controversy. With regard to the scalability [16, 27] performing the recommendation per second for millions of users and items when data is highly complex and large-scale as a result of the three “V” features of side information and knowledge inherited from big data, graph embedding-based recommendation outperforms conventional recommendation determined by their different rationales: after organizing information into graph representations (Sec. 2.1.2 gives details), conventional recommendation runs by analyzing the graph topological characteristics such as users’ co-interactions with common items [28] or global topological diffusion [29, 30]. In contrast, graph embedding-based recommendation implements by using the nodal embedding vectors preserving graph topological features once learned from the graph representations by embedding techniques [31] (Secs. 4.1 and 5.1 give retrospects). When employing side information and knowledge in different recommender systems, graph embedding-based recommendation can directly reuse the learned nodal embedding vectors rather than repeating the analysis of graph topological characteristics as conventional recommendation does; thus substantially improves the scalability of recommendation models. Besides, the storability of embedding vectors makes them support downstream machine learning tasks [32] requiring feature vectors of data instances as inputs, such as classification [33–39], link prediction [40–43], and clustering [44]; thus enables graph embedding-based recommendation to outperform conventional recommendation in terms of model extensibility.

Nevertheless, as for model explainability (or interpretability) [45]: why did models return such recommendations to a user, graph embedding-based recommendation substantially underperforms conventional recommendation as a result of its general adoption of machine learning methodology [46], almost a black box, whose idea lies on the input-output data fitting for underlying pattern discovery by numerical or analytic optimization methods [47], whereas conventional recommendation can directly realize the explainability through resolving the graph topological characteristics pertaining to a user-item node pair. But some recent studies argued that by employing knowledge in the recommendation [45, 48–50] (Sec. 5.2 gives details), by neural network interpretability [51], as well as by causal learning (causal inference) [52–58] to reason and understand user preference, the explainability of graph embedding-based recommendation can also be indirectly realized. In addition, controversies over graph embedding-based recommendation and conventional recommendation are also embodied in recommendation accuracy. Although by employing side information and knowledge, graph embedding-based recommendation can achieve distinctive improvement in recommendation accuracy beyond conventional recommendation [59–62], while it seemly still reveals the relative weakness in some recommendation tasks for predicting implicit user-item interactions compared with conventional recommendation, proved in Sec. 6 on simulations. Similar results were unraveled by Dacrema et al. [63] too.

The current lack of unified evaluation criterion on graph embedding-based recommendation and conventional recommendation will lead to longstanding discussions on these controversies in the future, involving expanded perspectives from accuracy, scalability, extensibility, and explainability, as well as participated by interdisciplinary researchers ranging from mathematicians to data scientists. Developing both graph embedding-based recommendation and conventional recommendation is not contradictory, for the methods of analyzing graph topological characteristics behind conventional recommendation can inspire graph embedding-based recommendation in the

utilization of such as subgraphs [64], motifs [65–67], and neighborhood [68–70] to promote embedding explainability [39] and recommendation performance. Meanwhile, graph embedding-based recommendation has pioneered novel recommendation scenarios including conversational recommender system (CRS) [71] and news recommendation [72], providing more promising application prospects for conventional recommendation. It seems that developing both of them to complement each other could improve recommender systems larger than only focusing on one side.

Unlike the maturity of reviews on conventional recommendation [11–13], newly published reviews on graph embedding-based recommendation [22, 25, 26, 73–78] generally lack a systematic structure and an in-depth description, defending the comprehensive communications with interdisciplinary researchers and the researchers of conventional recommendation. To bridge this gap, this article builds an all-around perspective on recommender systems involving both graph embedding-based and conventional methods, and proposes a general design pipeline of graph embedding-based recommendation; then systematically retrospects graph embedding-based recommendation from embedding techniques for bipartite graphs, general graphs, and knowledge graphs. In addition, this article also compares the strengths and weaknesses of representative graph embedding-based recommendation models with those of the most common-used conventional recommendation models, on simulations, in different tasks, revealing that conventional recommendation models can outperform graph embedding-based recommendation models in predicting implicit user-item interactions. By analyzing these experimental results, this article provides constructive suggestions on making a trade-off between graph embedding-based recommendation and conventional recommendation, as well as proposes some open questions for future research.

The rest of this article is organized as follows. Sec. 2 covers basic definitions of subjects and problems, building an all-around perspective on recommender systems and a general design pipeline of graph embedding-based recommendation. Secs. 3, 4, and 5 retrospect embedding techniques for bipartite graphs, general graphs, and knowledge graphs, respectively, as well as retrospect the graph embedding-based recommendation models, correspondingly. Tabs. 3 and A2 provide an overview of these models. Sec. 6 displays simulation results of representative graph embedding-based recommendation models and the most common-used conventional recommendation models in different tasks and data scales, and proposes constructive trade-off suggestions and some open questions after analyzing the results. Finally, Sec. 7 puts forward prospects on graph embedding-based recommendation, ranging from current challenges to potential solutions.

2. Definitions of subjects and problems

Sec. 1 introduces some major controversies between graph embedding-based recommendation and conventional recommendation. To invite more participation of researchers, particularly that from interdisciplinary fields, into the discussion of these controversies, Sec. 2.1 devotes to an all-around perspective of recommender systems for newcomers, as well as illustrates the rationale behind conventional recommendation. Sec. 2.2 illustrates graph embedding techniques and the rationale for the recommendation based on these techniques, preparing for Secs. 3, 4, and 5. Sec. 2.3 proposes a general design pipeline of graph embedding-based recommendation. At the end of this section, the notations used in this article are unified in Tab. 4.

2.1. Recommender systems

In general, the target of recommendation is to infer user’s preferences for items by employing observed information collected from recommender systems, aiming to predict unobserved user-item interactions. This section divides the observed information into three categories: user-item interactions, side information, and knowledge, according to their relative complexity. Before being employed in the recommendation, the three categories of information are usually organized to graph representations: bipartite graphs, general graphs, and knowledge graphs, correspondingly, as the bases of measuring the k-order proximity between user-item node (or vertex) pairs and also the foundation for predicting unobserved user-item interactions. To clarify the above process, Sec. 2.1.4 takes two common-used conventional recommendation models as examples for illustration.

2.1.1. Information

In engineering, observed information in recommender systems is usually stored in a tuple form. Considering the event that *a 24-year-old male student named Tom watched Iron Man on Netflix on January 28, 2021, and rated this movie with five points* as an example. This event, also called observed information, can be structured as {Tom, male, 24, student, watched, Iron Man, 5, 2021-1-28, Netflix} for storage, in which user-item interactions, i.e., {Tom, watched, Iron Man, 5, 2021-1-28}, side information, i.e., {Tom, male, 24, student}, and knowledge, i.e., {Iron Man, Netflix} are involved. Tab. 1 briefly compares the three categories of information.

Table 1: A brief comparison between user-item interactions, side information, and knowledge. Employing side information and knowledge as a supplement to user-item interactions can promote recommendation accuracy [59–62], providing richer user-item relations to promote the accuracy of inference for user preference and can substantially alleviate the sparsity and cold start problems.

Information	Instances	Functions	Relative complexity
user-item interactions	e.g., user’s clicks, browses, or ratings on items	can reflect user’s preferences for items	low
side information	e.g., users’ social relationships, locations, or item’s profiles	provides diverse properties of users and items	middle
knowledge	e.g. encyclopedias of items	provides abundant direct or indirect relations between items	high

User-item interactions, the primary resources for the recommendation, generally contain two aspects: explicit and implicit ones divided according to whether the interactions explicitly carry the user’s affection degree on items or not. Formally, **explicit user-item interactions** can be defined as the user’s ratings on items, which quantify the user’s affection degree on items based on the assumption that one rates higher on the items he prefers than those he shows indifference. Under this definition, user’s rating biases termed **user biases** [79–81] can be dug out from explicit user-item interactions; for example, the rating biases between two users that one is used to rate at least three points on items to which he is even indifferent, while the other is extremely strict: no more than three points for any favorite item. Meanwhile, user biases can lead to **item biases** [79, 82]; for example, the biases of averaged ratings given by tolerant users and critical users on the same item. In this regard, taking into account for both user biases and item biases can remove a distorted view of user preference and item popularity [79, 80], promoting a high-quality recommendation. Despite the above advantages, explicit user-item interactions still have the following disadvantages in practice: (1) Accessible explicit user-item interactions are usually too sparse to assure sufficient information resources for the recommendation as a result of a user’s general habit of browsing, clicking, or watching but rarely rating on items when surfing online. (2) Explicit user-item interactions are even inaccessible in some recommendation scenarios, restricted by user privacy protection [83, 84]. Alternatively, **implicit user-item interactions**, formally defined as a binary state using 1 to indicate the existence of the interaction (such as click, browse, or watch) between a user and an item, and 0 otherwise, occur more frequently and are easier to be accessed than explicit interactions due to the no requirement for user’s additional operations like giving ratings for implicit ones. However, implicit user-item interactions can’t directly carry user’s preferences for items; thus brings the so-called one-class problem [85], which has been tried to surmount by such as converting implicit user-item interactions to explicit ones [86, 87].

In practice, user-item interactions are occurring continuously instead of only at a specific time or period; hence user’s preferences for items inferred from such interactions change over time in a long-term or short-term form and are generally divided to user’s **long-term preferences** and **short-term preferences**, respectively. Many factors can lead to the changes of user’s long-term preferences for items over time, such as changes in user’s personal hobbies like that one may prefer comedy movies in his childhood while finding science fiction movies more interesting after entering college, or special events like seasonal changes and holidays, or even the change of one’s family status. At the same time, user’s short-term preferences for items are usually affected by one’s latest interactions with items. For example, one’s interest in comedy movies may decline after watching comedy movies excessively in a short period. Capturing both user’s long-term and short-term preferences for items can promote recommendation performance [88–90]. For that purpose, the sequential recommendation [91] aiming to mine underlying patterns in the changes of user’s short-term preferences based on deep learning [92] has become a tendency in recent years, as well as other common-used methods including matrix factorization and Markov processes (Sec. 3.2 gives details). Since not all existing recommendation models take into account for the changes of user’s preferences, this article defines terms **temporal user-item interactions** and **static user-item interactions** to distinguish the recommendation models considering preference changes or not, respectively.

Side information [22, 23], generally defined as the information of the properties of users and items, can uncover abundant hidden (indirect) user-item relations to alleviate the cold start and sparsity problems in the recommendation. Back to the first example in this section, the side information {Tom, male, 24, student} recording Tom’s gender, age, and occupation, i.e., the properties of Tom, can uncover (or saying establish) the indirect relations between *Iron Man* and the audiences who are close to Tom in personal properties. In practice, side information usually refers to user’s social information [93] and locations [94], or item’s profiles [95], labels [96, 97], and textual

content [98], to name a few. For instance, microblogging [99] is a primary resource for user’s social information, involving user’s tweets, relationships such as following or friends, and individual profiles. Microblogging information has two salient advantages: abundant and almost real-time [100]. In detail, abundant microblogging information carrying various relationships between users as well as their preferences expressed directly, which is far more diverse beyond user-item interactions, can promote the accuracy of inference for user preference by, for example, enhancing with one’s friends’ preferences as a supplement. Meanwhile, microblogging information is almost real-time due to user’s tweeting habits: one tends to share his daily feelings in microblogging every day, providing more opportunities to capture the user’s latest preferences than from user-item interactions, which do not necessarily occur every day.

Knowledge [24–26] is generally recorded in logically organized language containing subjects, predicates, and objects related to objective facts in the world. Among them, subjects and objects are termed as **entities**, the abstract or concrete things of fiction or reality with special types and attributes. The connections between entities, i.e., predicates, are termed as **relations**. Formally, knowledge can be defined as the collection of entities with different types and attributes and relations. Take the first example in this section one step further, suppose the knowledge about the movie *Iron Man* excerpted from Wikipedia displays that *Iron Man is a 2008 American superhero film based on the Marvel Comics character of the same name. Produced by Marvel Studios and distributed by Paramount Pictures, it is the first film in the Marvel Cinematic Universe (MCU).* Then, the movie *Iron Man* belonging to the class of *American superhero film* can be identified as an entity with the attribute of *the first film in the MCU*. Moreover, the relation *produced* connecting entities *Marvel Studios* and *Iron Man* and the relation *distributed* connecting the entities *Paramount Pictures* and *Iron Man* can also be identified. Based on the knowledge represented by these entities and relations, hidden relations between Tom and other movies are established like that Tom may be inclined to the productions by *Paramount Pictures*, uncovering more about Tom’s preferences. In practice, category information organized by tree logic on the e-commerce platforms is also a common-used knowledge, enabling a better understanding of user’s multi-level preferences for items.

A subcategory of side information that being a supplement to user-item interactions as knowledge is generally regarded, this article still sustains an opposite argument: there are apparent distinctions between side information and knowledge, not satisfying the premise of unifying them into one category. First, the resources of side information and knowledge are different. Side information, such as user’s social and location information, is usually actively requested from personal privacy information. As for item profiles, the descriptions of such as products from merchants and product usage experiences from customers are also requested. In contrast, since always existing in the real world, knowledge can be naturally perceived and be stored in such as texts on the Web. Back to the first example in this section, the knowledge {*Iron Man*, *Netflix*}, an existing fact in the real world, records that *Iron Man* is produced by *Netflix*. Second, the complexity of side information and knowledge is distinctive, for most of the side information is about user’s and item’s properties, while knowledge is more versatile and it describes almost everything like multi-modal information [101] in the real world and at the same time grows rapidly, making itself far more complex in semantics and multiplicity compared with side information. Third, knowledge is re-usable. It is a prominent advantage that side information incapacitates due to the changes of user and item properties over time. All in all, the three distinctions between side information and knowledge make the techniques employing knowledge in the recommendation more challenging than those for side information as a result of the large-scale, multiplicity, and evolution features of knowledge beyond side information (Sec. 5.1 gives details).

2.1.2. Graph representations

Sec. 2.1.1 divides observed information for the recommendation into three categories: user-item interactions, side information, and knowledge according to their distinctive complexity. Before being employed in the recommendation, the three categories of information should be organized into machine-readable graph representations: bipartite graphs, general graphs, and knowledge graphs, correspondingly, for data mining. Tab. 2 briefly compares the three graph representations. To unify the notations, this article uses $\mathcal{G} = (E, R, \mathcal{E}, \mathcal{R})$ to denote a graph representation, where E is the node set, R is the edge set, \mathcal{E} denotes the set of different node types, and \mathcal{R} denotes the set of different edge types.

Table 2: A brief comparison between bipartite graphs, general graphs, and knowledge graphs. $|E|$ and $|R|$ are the number of different node types and edge types, respectively.

Graph representations	Carried information	$ E $	$ R $	Relative complexity
bipartite graphs	user-item interactions	$= 2$	$= 1$	low
general graphs	side information	≥ 1	≥ 1	middle
knowledge graphs	knowledge	$\rightarrow \infty$	$\rightarrow \infty$	high

Bipartite graphs, formally defined as $\mathcal{G}_{bi} = (E, R, \mathcal{E}, \mathcal{R})$ containing two types of nodes and one type of edges (i.e., $|\mathcal{E}| = 2$ and $|\mathcal{R}| = 1$) where edges exist only between nodes with different types, is a common-used representation for user-item interactions. Specifically, a bipartite graph represents users and items with two types of nodes, adding edges between the user-item node pairs corresponding to the implicit user-item interactions in recommender systems; the edges can further be weighted by ratings if the interactions are explicit. Meanwhile, by representing users and items with the rows and columns of a matrix where its elements record the user-item interactions (i.e., 0/1 or ratings), a bipartite graph can also be directly converted to a matrix, which enables recommendation models to be built on algebra techniques, such as matrix factorization (Secs. 3.1.1 and 3.2.1 give details). Fig. 1 gives toy examples to illustrate how to represent explicit user-item interactions with a bipartite graph and a matrix, respectively.

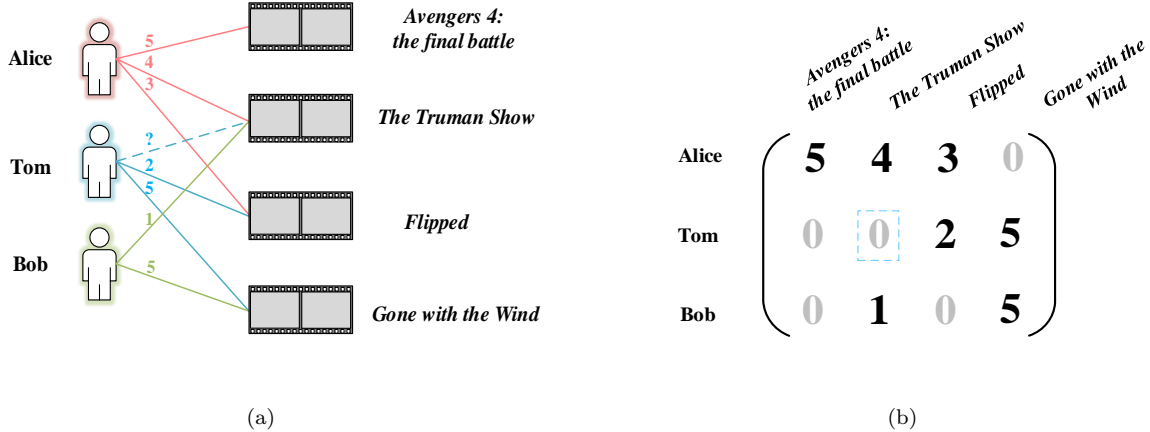


Figure 1: Representing user-item interactions with a bipartite graph and a matrix, respectively. In (a), the weighted bipartite graph represents the explicit user-item interactions from a movie recommender system, where, for example, the edge weighted 5 between Alice and *Avengers 4: the final battle* represents the interaction $\{\text{Alice, Avengers 4: the final battle, 5}\}$, meaning that the user Alice watched the movie *Avengers 4* and rated it five points. The bipartite graph in (a) can further be converted into a weighted matrix as shown in (b), where 0 represents the absence of an edge corresponding to the unobserved user-item interaction.

To represent side information, **general graphs** are defined in this article to unify **homogeneous graphs** $\mathcal{G}_{\text{homo}} = (E, R)$ [102] where $|\mathcal{E}| = 1$ and $|\mathcal{R}| = 1$ and **heterogeneous graphs** $\mathcal{G}_{\text{hete}} = (E, R, \mathcal{E}, \mathcal{R})$ [103, 104] where $|\mathcal{E}| > 1$ and/or $|\mathcal{R}| > 1$. Under the definition, a bipartite graph can be seen as a subcategory of general graphs. Compared with bipartite graphs being constrained to the situation of two node types where no edge exists between nodes with the same type as a result of their grid structural features, general graphs are more flexible in representing side information that could be both homogeneous and heterogeneous, such as using a homogeneous graph to represent user’s social information containing one node type (i.e., user) and one edge type (i.e., friend relationship), as well as using a heterogeneous graph to represent the enriched user’s social information appending the attributes of users and items, in which case a bipartite graph is incompatible to accommodate such diverse attribute nodes with different types. Furthermore, by connecting these attribute nodes with user-item node pairs, general graphs can also be integrated with bipartite graphs, providing a method of the utilization of side information in the recommendation.

Knowledge graphs [24] can convert knowledge into a machine-readable form by firstly organizing the entities

(i.e., subjects and objects) and relations (i.e., predicates) extracted from knowledge into triplets (subject, predicate, object). Specifically, let E denote the set of subjects and objects, let R denote the set of predicates, knowledge can be represented with triplets $S = (h, r, t)$, where $h \in E$ is the **head entity** (i.e., subject) and $t \in E$ is the **tail entity** (i.e., object), $r \in R$ is a directed edge from h to t . Following the process illustrated in Fig. 2, a knowledge graph can be directly constructed with these triplets, and it can also be integrated with general graphs or bipartite graphs. Since the boundless scale and complex semantics of knowledge, a knowledge graph $\mathcal{G}_{kg} = (E, R, \mathcal{E}, \mathcal{R})$ generally contains extremely diverse node types and edge types such that $|\mathcal{E}| \rightarrow \infty$ and $|\mathcal{R}| \rightarrow \infty$, regarded as the most complex instance of general graphs. In order to sufficiently and efficiently capture and preserve the complexity of knowledge graphs, research into **multi-viewed graphs** and **multi-layered graphs** as novel graph representations has been a tendency recently (Sec. 5.1 gives details).

In practice, constructing knowledge graphs for commercial applications, such as those in IBM [105], Amazon [106], and Alibaba [107], requires automatic knowledge harvesting [108–110] techniques. Publicly available data of knowledge graphs, including YAGO [111], WikiTaxonomy [112], DBpedia [113], Wikidata [114], and WebOfConcepts [115], to name a few, are promising resources for recommender systems.

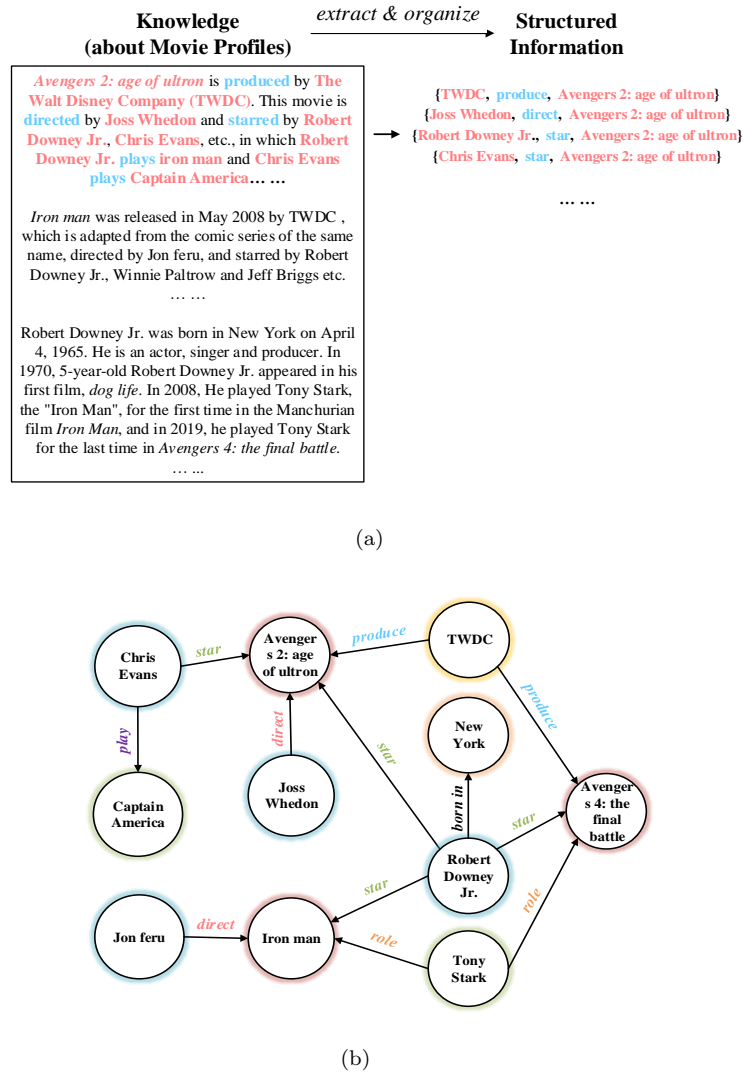


Figure 2: Representing knowledge with a knowledge graph. In (a), the subjects, predicates, and objects contained in the profiles as knowledge about three classic movies excerpted from Wikipedia are firstly identified, and then are organized into triples (subject, predicate, object). These triples are used to construct the knowledge graph in (b), where the colors of pink, yellow, blue, orange, and green represent the node types of movie, movie production company, actor, actor’s birthplace, and character, respectively.

2.1.3. K -order proximity

After organizing observed information for the recommendation into graph representations, the measurement of the **proximity** [116, 117] between user-item node pairs will perform, regarded as the implementation of the recommendation from the perspective of link prediction [41, 42], for the proximity can quantify the similarity of unconnected user-item node pairs corresponding to the likelihood of occurrence of unobserved user-item interactions in recommender systems. Intuitively, the greater proximity of an unconnected user-item node pair usually indicates a higher likelihood of occurrence of the corresponding unobserved user-item interaction, where the likelihood can be seen as a reflection of the user’s affection degree on the item.

In general, the proximity of a user-item node pair is the rank of the pair’s occurrence in a sequence generated by a random walker traveling through the graph. Specifically, the **first-order proximity** is the local pairwise proximity of a node pair $v_i - v_j$, directly measured by the weight of edge (v_i, v_j) but 0 if (v_i, v_j) unobserved. Take Fig. 1(a) as an example, the first-order proximity of the node pair Tom-*Flipped* is 2, and that of Tom-*Avengers 4: the final battle* is zero due to the nonexistence of an edge between them. However, edges in a graph representation are usually in a small proportion as a result of the sparsity problem in recommender systems, in which case the first-order proximity is insufficient in some situations like that, for example, the proximity between two unconnected but intrinsically similar nodes will be measured as zero by the first-order proximity. For example, the first-order proximity of Tom-Bob in Fig. 1(a) is zero, while they may have similar movie preferences intuitively inferred from that they co-rated the movie *Gone with the Wind* with the same points of five. To make up for the flaw of the first-order proximity, the **second-order proximity** of a node pair $v_i - v_j$ is measured according to the first-order proximity between two neighborhoods of nodes v_i and v_j . Mathematically, denote $S_i = \{s_{i,1}^{(1)}, s_{i,2}^{(1)}, \dots, s_{i,|V|}^{(1)}\}$ as the first-order proximity between v_i and all the other nodes, following that, the second-order proximity between v_i and v_j is measured based on the proximity between S_i and S_j that can be calculated by such as cosine index [118], Pearson coefficient (PC) [119], and Jaccard index [120]. Apparently, the nonexistence of a node connected with both v_i and v_j indicates a zero second-order proximity of $v_i - v_j$, such as that of *Avengers 4: the final battle*-*Gone with the Wind* shown in Fig. 1(a). Analogously, the **higher-order proximity** between node pairs can also be measured, which has become an important research focus recently (Sec. 4.1.2 gives details).

Under the definition of proximity, the mechanism of tackling the cold start and sparsity problems in recommender systems by employing side information and knowledge could be more comprehensible. Take Fig. 1(a) for example, given a new coming node representing the movie *Avengers 2: age of ultron*. At the beginning, it will be isolated in the bipartite, in which case the measurement of the proximity is infeasible due to the nonexistence of direct or indirect relation between the new node and the others, incapacitating the prediction of future interactions between *Avengers 2: age of ultron* and the users for the recommendation. Consequently, it leads to the cold start problem. By employing the knowledge represented with the knowledge graph in Fig. 2(b), which uncovers the relation between *Avengers 2: age of ultron* and *Avengers 4: the final battle*, the indirect relations between the cold-start node and the user nodes can be established across the movie node *Avengers 4: the final battle*, enabling the proximity measurement between them. Meanwhile, the rich relations as a supplement provided by knowledge and side information can make a graph denser by establishing more connections in the graph, substantially alleviating the sparse problem. Besides, the established edges can also help promote the measurement accuracy of user-item node proximity combined with those in more diverse k -orders.

In practice, in different recommendation methods the proximity usually has different meanings in value, such as the ratings on items given by users in matrix factorization-based method (Sec. 3.1.1 gives details), the Pearson coefficient (PC) [119] between nodes in k -nearest neighbors-based method (Sec. 2.1.4 gives details), the allocated resources on items diffused from users in diffusion-based method (Sec. 2.1.4 gives details), and the probability of the occurrence of user-item interactions in the deep learning-based model (Sec. 3.1.3 gives details). On the other hand, the proximity can even be meaningless in such as translation-based method (Sec. 4.1.1 gives details). For the sake of generality, this article further defines the proximity as a metric quantifying the relative magnitude of the similarity between nodal pairs. Note that the proximity sometimes is also named similarity.

2.1.4. Methods and conventional models

In technique, for measuring the proximity of user-item node pairs on graph representations and predicting the likelihood of occurrence of unobserved user-item interactions, **collaborative filtering** [28, 121–124], **diffusion-based** [14, 30, 125, 126], and **content-based** [127–129] are three prevalent recommendation methods. One by one, given an unconnected user-item node pair, by analyzing the proximity between the item node and the user node’s neighbors having co-connected item nodes with it, the collaborative filtering method measures the proximity of the user-item node pair based on the assumption that the user’s preferences for items might be relevant to those

of his neighbors in the real world. The diffusion-based method initiated a strategy for applying physic diffusion processes, such as heat spreading [29] and mass diffusion [30], to the recommendation. The content-based method aims to build user’s profiles, which will be matched with item’s attributes and descriptions for implementing the recommendation.

User-based collaborative filtering (UBCF) [28] and probabilistic spreading algorithm (ProbS) [30] are two common-used conventional recommendation models adopting the collaborative filtering method and diffusion-based method, respectively. Illustrations of these models can clarify the rationale for analysis on graph topological characteristics behind the conventional recommendation. At the same time, the two models are also used as experimental benchmarks in Sec. 6.

Take the bipartite graph in Fig. 1(a) as an example, for generating recommendations to Tom, UBCF firstly measures the second-order proximity between node Tom and other user nodes by Pearson coefficient (PC) [119], which is a common-used metric as

$$S_{i_1 i_2}^{\text{PC}} = \frac{\sum_{j \in \mathcal{R}(i_1) \cap \mathcal{R}(i_2)} (r_{i_1 j} - \bar{r}_{i_1})(r_{i_2 j} - \bar{r}_{i_2})}{\sqrt{\sum_{j \in \mathcal{R}(i_1) \cap \mathcal{R}(i_2)} (r_{i_1 j} - \bar{r}_{i_1})^2} \sqrt{\sum_{j \in \mathcal{R}(i_1) \cap \mathcal{R}(i_2)} (r_{i_2 j} - \bar{r}_{i_2})^2}}, \quad (2.1)$$

where $\mathcal{R}(i_1) \cap \mathcal{R}(i_2)$ denotes the set of items rated by both users i_1 and i_2 , and \bar{r}_i denotes the averaged rating given by user i . Following that, the first-order proximity between node Tom and node *The Truman Show*, i.e., the predicted rating \hat{r}_{*j} of Tom (denoted by $*$) on *The Truman Show* (denoted by j), can be calculated by

$$\hat{r}_{*j} = \bar{r}_* + \alpha \sum_{i \in N(*)} S_{*i} (r_{ij} - \bar{r}_i), \quad (2.2)$$

where $N(*)$ contains the neighbors within the second-order hops from node Tom, and $\alpha = \frac{1}{\sum_{i \in N(*)} |S_{*i}|}$ is a normalization factor. Specifically, in Fig. 1(a), Alice and Tom both rated *Flipped*, as well as Bob and Tom both rated *Gone with the Wind*. Calculated by Pearson coefficient in Eq. (2.1), the second-order proximity between node Tom and node Alice is -0.9795 , and that between node Tom and node Bob is 0.8593 . Following the observed relations that Alice rated *The Truman Show* with 4 points and Bob rated *The Truman Show* with 1 point, the unobserved rating \hat{r}_{*j} can be predicted as $3.5 + \frac{1}{1.8388} [-0.9795 \times (4 - 4) + 0.8593 \times (1 - 3)] \approx 2.5654$ according to Eq. (2.2).

Unlike UBCF analyzing the graph topological characteristics of users’ co-interacted interactions on items, ProbS, from the perspective of mass diffusion, explores global topology diffusion implemented on implicit user-item interactions. As shown in Fig. 3, for generating recommendations to Tom, ProbS firstly allocates a unit of resources for all the movie nodes connected with node Tom, respectively. Then, in the second step, the resources on each movie node are equally distributed and diffused along edges from the movie node to its connected user nodes, where the cumulated resources received by node Alice and node Bob actually represent their proximity with node Tom. In the third step, the resources diffused to each user node are equally distributed and diffused back to the connected movie nodes, eventually being used to represent the proximity between node Tom and its connected and unconnected movie nodes. Based on the results, Tom’s preference for *The Truman Show* beyond that for *Avengers 4: the final battle* can be predicted. Note that the second and third steps of ProbS are a two-step diffusion process, which can be iterated to multiple rounds for better recommendation accuracy.

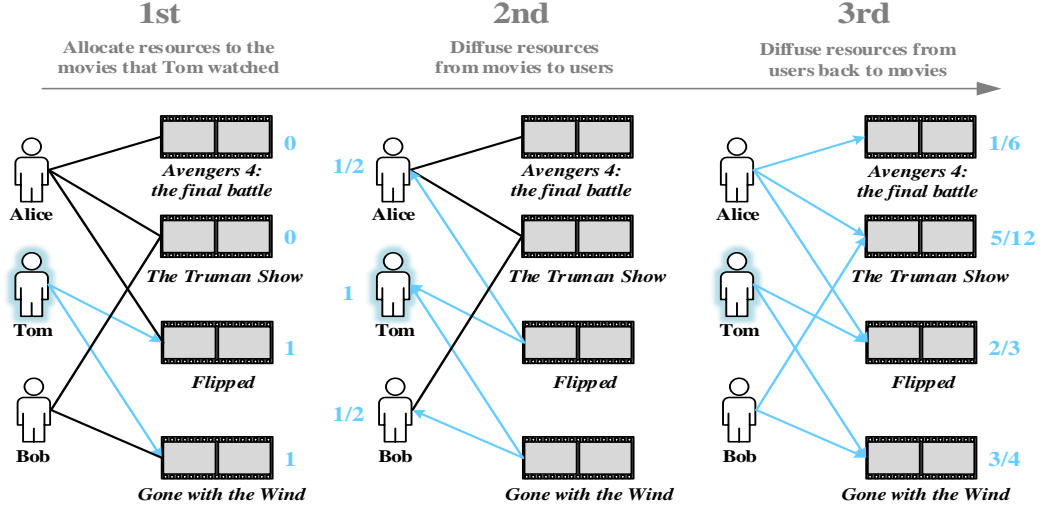


Figure 3: Schematics of ProbS. The first step is the allocation of resources. The second and third steps are a two-step resource diffusion process for an iteration.

2.2. Graph embedding

Different from the conventional recommendation repeating the analysis on graph topological characteristics for different recommendations, graph embedding-based recommendation implements on directly reusing nodal embedding vectors once learned from graph representations to represent user and item nodes. For that purpose, embedding techniques for bipartite graphs, general graphs, and knowledge graphs, among which most are based on machine learning methodology performed by optimization algorithms, have been widely studied in decades, meeting more challenges in capturing and preserving possible much of the original topological features of graph representations with increasing complexity.

2.2.1. Definitions and concepts

Graph embedding [31, 130–132] bridges the gap of the utilization of non-Euclidean data in machine learning methods for downstream tasks, including node classification [33, 34], graph classification [35–39], link prediction [40–43], clustering [44] and stuff. Specifically, as for building the feature vectors of data instances as inputs required by machine learning methods [133], typical representation learning techniques, such as the artificially given methods [134] implementing based on hand-engineering with expert knowledge and the bag-of-words methods [135], are usually constrained to Euclidean data. However, as illustrated in Secs. 2.1.1 and 2.1.2, most of the information in recommender systems have a graph representation, which is non-Euclidean with complex and diverse hidden relation (or connectivity) patterns. For that gap, graph embedding has recently become a general solution to convert non-Euclidean graph representations into a low-dimensional Euclidean space, using embedding vectors, also called **embeddings**, of nodes, edges, subgraphs, or whole graphs to preserve and reconstruct intrinsic topological features of graph representations.

Formally, as for nodes, graph embedding is defined as a mathematical process finding out a mapping $\Phi : \mathcal{G} \rightarrow \mathbb{R}^{n \times k}$ that projects a graph representation \mathcal{G} to a Euclidean space $\mathbb{R}^{n \times k}$, where n is the size of \mathcal{G} (i.e., \mathcal{G} has n nodes) and k ($k \ll n$) is the dimension of the Euclidean space. Through the mapping, the embedding, a k -dimensional vector, of an arbitrary node v_i in \mathcal{G} can be obtained as $\Phi(v_i) \in \mathbb{R}^k$. Using these embeddings, the proximity between two nodes v_i and v_j can be measured by $\mathcal{F}(\Phi(v_i), \Phi(v_j))$, where $\mathcal{F} : (\cdot, \cdot) \rightarrow \mathbb{R}$ is a mapping that projects two embeddings to \mathbb{R} by such as the dot-product [136]. Intuitively, a greater $\mathcal{F}(\Phi(v_i), \Phi(v_j))$ usually indicates a larger possibility of the existence of an edge (v_i, v_j) ; following that, \mathcal{G} can be approximately reconstructed by adding possible edges between node pairs. A well-performed graph embedding is supposed to find out a mapping $\Phi : \mathcal{G} \rightarrow \mathbb{R}^{n \times k}$ that can approximately reconstruct the topological features of a graph representation \mathcal{G} as much as possibly by operating $\mathcal{F}(\Phi(v_i), \Phi(v_j))$ on all node pairs $v_i - v_j$ of \mathcal{G} .

In technique, the process of finding out $\Phi : \mathcal{G} \rightarrow \mathbb{R}^{n \times k}$ is mostly based on machine learning methodology [133] performed by optimization algorithms (Sec. 2.2.3 gives details). That is, given a graph representation \mathcal{G} with a node-set V , after constructing **training samples** $(S^{\text{train}}, P^{\text{train}})$ consisting of a set of node pairs $S^{\text{train}} = \{(v_i^{\text{train}}, v_j^{\text{train}}) | v_i^{\text{train}}, v_j^{\text{train}} \in V\}$ randomly sampled from \mathcal{G} in a specified proportion and the corresponding observed proximity set $P^{\text{train}} = \{p_{ij}^{\text{train}} | p_{ij}^{\text{train}} \in \mathbb{R}\}$ of the node pairs and, in the same way, constructing **test samples** $(S^{\text{test}}, P^{\text{test}})$ satisfying $S^{\text{train}} \cap S^{\text{test}} = \emptyset$, graph embedding techniques based on machine learning methodology firstly, from a defined hypothesis space Φ [133] containing all possible mappings, learn a candidate $\Phi^{\text{local}} \in \Phi$ minimizing the averaged train error between predicted proximity $\mathcal{F}(\Phi^{\text{local}}(v_i^{\text{train}}), \Phi^{\text{local}}(v_j^{\text{train}}))$ and observed proximity p_{ij}^{train} on training samples. Then, on test samples, evaluating the graph embedding performance by getting the averaged test error between $\mathcal{F}(\Phi^{\text{local}}(v_i^{\text{test}}), \Phi^{\text{local}}(v_j^{\text{test}}))$ and p_{ij}^{test} . Until the averaged test error is less than its target precision, the learning process on training samples will continue performed by optimization algorithms, searching for the optimal $\Phi^{\text{global}} \in \Phi$ minimizing the averaged test error on test samples. In fact, the idea of such a learning process lies in the (high-order) input-output data fitting, contributing to an accurate mining for complex patterns hidden in graph representations. Unless otherwise specified, the graph embedding techniques retrospected in this article are all based on machine learning methodology.

In this way, in practice converting the information in graph representations into numerical representations as embeddings makes the consumption of it more reusable and convenient in applications such as completion of knowledge graph to predict missing relations, question answering, query expansion, and recommender systems [78].

2.2.2. Recommendation based on graph embedding

By implementing graph embedding on graph representations involving user and item nodes, **graph embedding-based recommendation** can learn the embeddings of users and items and use them to measure the user-item proximity. Methodologically, similar to the process of learning the mapping $\Phi : \mathcal{G} \rightarrow \mathbb{R}^{n \times k}$ in graph embedding techniques, in general, graph embedding-based recommendation constructs hypothesis spaces U and V for users and items, respectively. U and V are used to project the user nodes and item nodes in \mathcal{G} to a common Euclidean space. To learn them, building reasonable **objective functions** measuring the averaged error between the predicted proximity $\mathcal{F}(U(v_i), V(v_j))$ of user-item node pairs and the observed ones p_{ij} on training and test samples, like $E[L(\mathcal{F}(U(v_i), V(v_j)), p_{ij})]$ where L is the loss function and E is the objective (or expectation) function, is the first step in graph embedding-based recommendation. After learning the user and item embeddings, for unobserved user-item interactions, their probability of existence can be quantified with the corresponding proximity of user-item node pairs, in which case the recommendation for a user can be realized by sorting the probability of the existence of the user’s unobserved interactions with items in descending order and selecting the top ones as the final recommendations.

From a practical perspective, the user and item embeddings learned from the side information and knowledge involving users and items are reusable and possibly optimal to the preservation and reconstruction of the original patterns in the information; thus can substantially carry the properties of users and items as well as their indirect hidden relations, in which case the embeddings as a supplement to those learned from user-item interactions enables the alleviation of the cold start problem by building relations between ever non-interacted user-item pairs and the sparsity problem by uncovering more hidden relations between sparsely connected user-item pairs in the recommendation.

The recommendation models based on graph embedding techniques retrospected in this article are summarized in Tab. 3 by different categories.

Table 3: A comparison of graph embedding-based recommendation in different categories. Recent focuses are concentrating on the developments of the pros and the solutions to the cons of methods.

Task	Method	Section	Pros	Cons	Recent focus
Bipartite graph embedding for the recommendation	Matrix factorization (MF)	3.1.1 3.1.4 3.2.1	1. well extensibility 2. non-negative embedding 3. captures user’s long-term preferences	1. non-convex optimization problem 2. shallow learning 3. could violate the triangle inequality principle	1. non-negative MF 2. metric learning 3. fast online learning
	Bayesian analysis	3.1.2	1. automatic hyper-parameter adjustment 2. pair-wise ranking	1. shallow learning	1. automatic machine learning 2. casual inference
	Markov processes	3.2.2	1. captures user’s short-term preferences	1. shallow learning	1. combinations with MF
	Deep learning	3.1.3	1. non-linear pattern discovery 2. fast parallel computing 3. well input capacity	1. lacks explainability 2. higher hyper-parameter adjustment difficulty	1. deep metric learning 2. casual learning 3. the sequential recommendation
General graph embedding for the recommendation	Translation	4.1.1 4.2	1. preserves local topological features 2. can flexibly distinguish the multiplicity of nodes and relations 3. negative sampling	1. lose global topological features	1. the sequential recommendation
	Meta path (Random walk)	4.1.2 4.2	1. preserves global topological features	1. requires expert knowledge for meta path design	1. random walk on heterogeneous graphs 2. combinations with MF 3. automatic meta path construction by using graph topology
	Deep learning	4.1.3 4.2	1. preserves non-linear topological features 2. realizes (semi-)unsupervised learning	1. loses information across the Encoder	1. the attention and self-attention mechanism
Knowledge graph embedding for the recommendation	Graph neural networks (GNNs)	5.1 5.2	1. fast parallel computing and response 2. can capture the multiplicity and dynamics of knowledge graphs	1. popularity biases in negative sampling	1. propagation module 2. sampling module 3. pooling module
	Multi-viewed graphs	5.1 5.2	1. capture relational multiplicity	1. loss nodal multiplicity	1. the attention mechanism for weight distribution
	Multi-layered graphs	5.1 5.2	1. for the cross-domain recommendation	1. require expert knowledge for modeling	1. translation method 2. meta path method 3. the attention mechanism

2.2.3. Optimization algorithms

Objective functions, once formulated, can be solved as optimization problems by numerical or analytical **optimization algorithms** [47, 137, 138], which perform the learning process of searching for the optimal U^{global} and V^{global} from the defined hypothesis spaces in order to satisfy the extremum of objective functions. In this way, the effectiveness and efficiency of optimization algorithms determine the performance of graph embedding-based recommendation.

Briefly, common-used optimization algorithms in graph embedding-based recommendation include the stochastic gradient descent (SGD) [139] and its parallel version ASGD [140], the two most popular ones out of their simplicity and efficiency, as well as other representative latest advances like Mini-bath Adagrad [141], nmAPG [142], Adam [143], and ADMM [144].

2.3. A general design pipeline of graph embedding-based recommendation

Overall, under the framework of machine learning methodology, graph embedding-based recommendation is equivalent to perform as

$$\arg \min_{\Phi} E \left(L(\mathcal{F}(\Phi(v_i), \Phi(v_j)), p_{ij}), \Theta \right), \Phi \in H, \forall v_i, v_j \in \mathcal{G}, \quad (2.3)$$

where $\Phi : \mathcal{G} \rightarrow \mathbb{R}^{n \times k}$ represents a map projecting nodes in graph representations to embeddings in a k -dimensional vector space, H is a hypothesis space, $\mathcal{F} : (\cdot, \cdot) \rightarrow \mathbb{R}$ is for proximity measurement, L is the loss function quantifying prediction accuracy, and E is the expectation of overall loss named objective function. p_{ij} is the observed (true) proximity between nodes i and j , and Θ is the set of hyper-parameters. Designing an effective and efficient Eq. 2.3 contributes to returning accurate recommendations in practice. For that, this section proposes a general design pipeline of graph embedding-based recommendation.

As shown in Fig. 4, the first step is to collect information for the recommendation from such as public experimental data sets, real recommender systems, Internet of things, or other commercial data products, among which the public experimental data sets seem to be the priority of designing and evaluating recommendation models because of its low cost and convenient access. Then, converting the information into graph representations is the second step. In this step, constructing appropriate graph representations ranging from unweighted and weighted to indirect and direct ones in specific forms such as general graphs, hypergraphs, multi-viewed or multi-layered graphs and stuff in order to maximally capture and preserve the original patterns in the information promotes the recommendation performance because the recommendation directly implements based on graph representations. After that, the third step is to build proximity measurements measuring the proximity between node pairs in graph representations. Methodologically, the 1-order proximity (i.e., the direct proximity) recorded in the information from a specific recommendation scenario can point out the possible forms of proximity measurements in this scenario, helping build higher-order ones to further uncover indirect and more accurate proximity between node pairs. Meanwhile, building accurate proximity measurements also largely improves the efficiency of Eq. 2.3 as function \mathcal{F} .

When coming to design graph embedding-based recommendation models (the fourth step in Fig. 4), a hypothesis space H should be firstly constructed for searching the optimal parameters of map Φ in Eq. 2.3. Before that, selecting proper recommendation methods and graph embedding techniques and at the same time seeking inspiration in the normal modeling architectures of hypothesis space adopted by these methods and techniques is a trick. In this regard, this article summarizes some common-used ones in Tabs. 5, 6, 7, 8, 9, 10, and 11 oriented to different techniques and recommendation models. After constructing the hypothesis space, node embeddings can be obtained through map Φ . These embeddings are used to predict the proximity between an arbitrary node pair $i - j$ through measurement \mathcal{F} . Loss function L is designed to measure the loss between the predicted proximity \hat{p}_{ij} and the corresponding observed (i.e., true) proximity p_{ij} . The overall loss on all node pairs in graph representations measured by objective function E , an expectation function, quantifies the model's accuracy. Searching the optimal map Φ in the hypothesis space H is performed by optimization algorithms. In fact, designing proper loss function, objective function, and optimization algorithms is not difficult because mature theories and applications related to the three aspects already exist in the machine learning field. Hence, what really matters in step 4 seemly is that how to construct an effective and efficient hypothesis space.

In turn, the four steps are recurrent as an iterative revising and updating process. As shown in Fig. 4, when model performance is up to its ceiling while still not meets expectations, going back to adjust the hypothesis space could help make breakthroughs; or going back from step 4 to step 3 to rebuild proximity measurements, which at the same time may also guide to reconstruct graph representations in form. Constructing reasonable graph representations well capturing and preserving original patterns in the information is essential. For that, analyzing the topology characteristics of constructed graph representations and going back from step 2 to step 1 to refine the preprocessing of information for better denoising performance is a strategy. Besides, going back from step 4 to step 3 to try more suitable graph representations carrying the same information while being more compatible with the input and implementation mechanism of recommendation models is another promising strategy.

This design pipeline on its face is data-oriented (or task-oriented) preferred by most computer science researchers, aiming to design recommendation models serving specific tasks related to collected data (i.e., information). This way can sort of guide the design of recommendation models by such as mining hidden patterns from data and involving them in modeling for higher accuracy; however, it can also restrict model generalization for other tasks. In fact, this pipeline can also start from step 4 and be seen as generalization-oriented, aiming to design versatile recommendation models fitting to diverse tasks with different input data and proximity measurements, in which

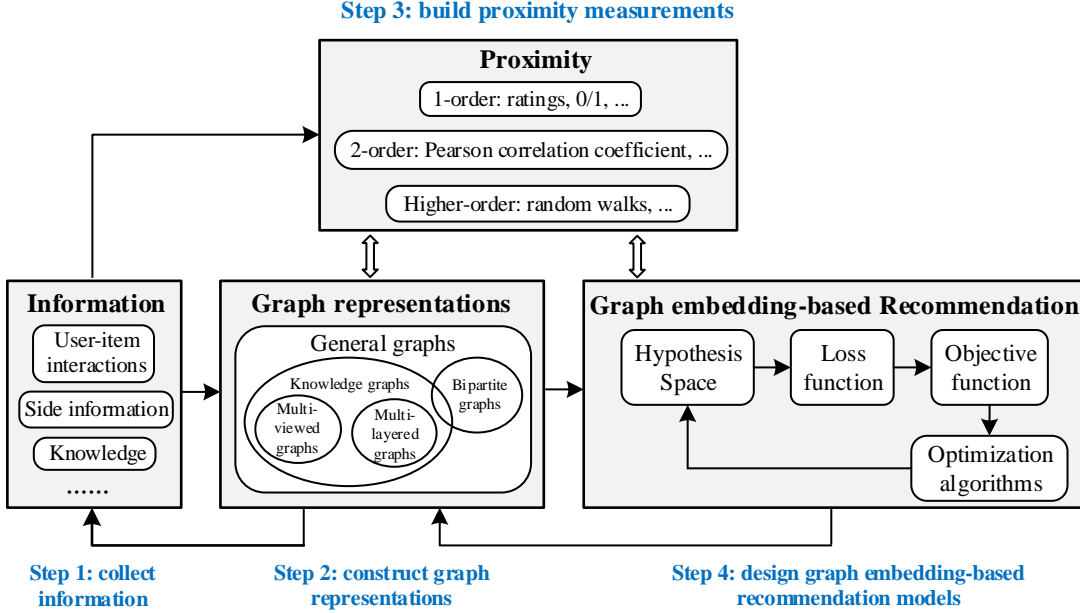


Figure 4: A general design pipeline of graph embedding-based recommendation.

case physicists and mathematicians may prefer. There is no priority between the data-oriented and generalization-oriented strategies; they are two completely different perspectives for designing models. To simultaneously realize both, designing recommendation models based on multi-task learning [51, 145] seemly is a novel and promising direction.

At the end of this section, the notations widely used in this article are unified in Tab. 4.

Table 4: Notations used in this article.

Notations	Meaning
R	The observed user-item rating matrix, where r_{ij} is the rating on item j given by user i .
\hat{R}	The predicted user-item rating matrix.
$\mathcal{R}(i)^+, \mathcal{R}(i)^-$	The set of items rated (unrated) by user i .
$N(i)^+, N(i)^-$	The set of items implicitly interacted (non-interacted) by user i .
U	The user embedding matrix consisting of row vectors U_i of each user i .
V	The item embedding matrix consisting of row vectors V_j of each item j .
S	The item-item (user-user) proximity (or similarity) matrix, where $S_{j_1 j_2}$ ($S_{i_1 i_2}$) is the proximity between items j_1 and j_2 (users i_1 and i_2).
b_{ij}	The user-item interaction bias involved in rating r_{ij} , consisting of user bias b_i and item bias b_j .
$\mathcal{G}_{kg} = (E, R, \mathcal{E}, \mathcal{R})$	A knowledge graph, where E is the set of entities and R is the set of relations, \mathcal{E} and \mathcal{R} represent the set of node types and the set of relation types, respectively.
(h, r, t)	A knowledge triplet, where $h, t \in E$ represent a head entity and a tail entity, respectively; $r \in R$ represents the relation between entities.
$\mathbf{h}, \mathbf{t}, \mathbf{r}$	The embedding vectors of h, t, r .
$s_{ij}^{(1)}, s_{ij}^{(2)}$	The first-order proximity and second-order proximity between two nodes v_i and v_j .

The following Secs. 3, 4, and 5 retrospect embedding techniques for bipartite graphs, general graphs, and knowledge graphs, as well as the corresponding recommendation models based on these techniques, respectively.

3. Bipartite graph embedding for the recommendation

The recommendation runs by analyzing observed user-item interactions, of which side information and knowledge are employed to uncover more hidden ones. In this case, models based on bipartite graphs for the recommendation are of top priority in research, considered as the basis of the expansion of those for general graphs and knowledge graphs. According to the taxonomy of user-item interactions in Sec.2.1.1, Secs. 3.1 and 3.2 retrospect recommendation models based on bipartite graph embedding techniques for static user-item interactions and temporal user-item interactions, respectively.

3.1. Recommendation with static user-item interactions

In general, recommendation models based on bipartite graph embedding techniques for static user-item interactions can be divided into three categories: those based on matrix factorization, Bayesian analysis, and deep learning methods. From an overview, the matrix factorization method, which is the pioneer of bipartite graph embedding, provides well extensibility. As a probabilistic version of the matrix factorization method, by setting regularization terms of models through prior knowledge such as the fact that the error follows a Gaussian distribution, the Bayesian analysis method to some extent alleviates the non-convex optimization issue of the matrix factorization method caused by the sparsity problem. With the ability in efficiently learning and preserving non-linear patterns in data, the deep learning method has been dominating recent research.

3.1.1. Models based on matrix factorization

Singular value decomposition (SVD) [146] is the rationale behind matrix factorization-based recommendation models. In short, SVD decomposes a matrix $A_{M \times N}$ into $A = U\Sigma V^T$ where U, V are two orthonormal Eigen matrices and Σ is a diagonal matrix composed of A 's singular values; doing matrix product on U, V , and Σ can reconstruct A . Following this idea, through SVD, a user-item rating matrix is supposed to be represented with such decomposed elements, based on which the embeddings of users and items can be obtained and the user-item rating matrix can be reconstructed by doing some operations.

For that purpose, latent semantic analysis (LSA) [147] was recognized as a pioneer of the application of SVD in textual information retrieval. In detail, based on some numbered documents and terms appearing in at least two documents, LSA constructs a term-document matrix A where its element a_{ij} denotes the frequency of term i 's appearance in a document j . Through truncated SVD [148], A is decomposed by $A \approx \hat{A} = U_k \Sigma_k V_k^T$, based on which the embedding of term i is represented by the i -th row of the matrix $U_k \Sigma_k$ and that of document j is the j -th row of the matrix $V_k \Sigma_k$ in a common k -dimensional vector space. For the information retrieval towards a user's query q (a set of words), LSA calculates the embedding of q by $\hat{q} = q^T U_k \Sigma_k^{-1}$. \hat{q} will be used to measure the query's proximity with all documents by doing operations on their embeddings.

Feasible as LSA in theory, when coming to recommender systems where the number of users and items are usually hundreds of millions, LSA becomes unfeasible in decomposing such an extremely huge user-item interaction matrix R as a result of the high complexity of SVD and the sparsity of U, V , which leads to an NP-hard problem [149]. To break the limitation, Simon Funk, on his blog, proposed FunkSVD inheriting LSA's idea and implementing based on optimization algorithms for large-scale matrix factorization for the recommendation (Tab. 5 gives details). From an inverse view, FunkSVD does not directly decompose R by $R = U\Sigma V^T$, but rather hypothesizes that R can be represented with two matrices U, V , the embeddings of users and items. After initializing U, V , FunkSVD continues to search their values by optimization algorithms for the optimal U, V satisfying $UV^T = \hat{R} \approx R$ as approximately as possible.

One of the most salient advantages of FunkSVD is its strong extensibility, enabling it to accommodate auxiliary information such as user biases and item biases into models for better recommendation accuracy. From then on, FunkSVD inspired a variety of subsequent variants. For instance, BiasSVD [79] accommodates user bias and item bias into FunkSVD by defining the bias in ratings as a term of $b_{ij} = \mu + b_i + b_j$ consisting of user bias and item bias (Tab. 5 gives details), which can be linearly appended to the formula of FunkSVD. Based on BiasSVD, SVD++ [79] further accommodates user's implicit interactions by modeling each user's preferences as a term (Tab. 5 gives details) appended to U_i , which can decrease the deviations between b_{ij} and $U_i V_j^T$. Apart from these, comprehensive data analysis for mining more auxiliary information related to the recommendation seems to be a point of breakthrough. For instance, Hu et al. [154] discovered that a positive correlation existed between the ratings on an individual

Table 5: Examples of modeling matrix factorization-based recommendation. (1) In FunkSVD, $\lambda(\|U_i\|_2^2 + \|V_j\|_2^2)$ is the regularization term for preventing from overfitting [150] by penalizing the magnitudes of parameters. (2) In BiasSVD, μ is the average of R , and b_i (b_j) is the user (item) bias. (3) In SVD++, $|N(i)^+|^{-\frac{1}{2}} \sum_{k \in N(i)^+} y_k$ represents user i 's preferences for his implicitly interacted items, where y_k is item k 's embedding vector. (4) In SRui, $\mathcal{F}^+(i)$ and $\mathcal{Q}^+(j)$ represent the top- N social neighbors of user i and item j , respectively. s_{**} measures their proximity by Pearson correlation coefficient [151]. (5) In NCRPD-MF, v_n and v_c represent the features of item's geography information and category, respectively; and the received review words v_w of an item represent its intrinsic characteristics with V_j . $\alpha_1, \alpha_2 \in [0, 1]$ correspondingly control the influence of geographical neighborhood and category; and z represents both popularity and geographical distance. (6) In FM, in order to predict a user's rating $\hat{r}(\mathbf{x})$ on an item, a feature vector \mathbf{x} consisting of the features of the user and the item such as their one-hot encoding and the user's ratings on other items and stuff is constructed. $w_0, w_i \in \mathbb{R}$ represent the global bias and the strength of the i -th variable, respectively; and \mathbf{v}_i represents the embedding of the i -th feature in all n features.

Model	Factorization (hypothesis space)	Objective function
FunkSVD	$\hat{r}_{ij} = U_i V_j^T$	$\arg \min_{U, V} \sum_{(i,j) \in \mathcal{R}(i)^+} (r_{ij} - U_i V_j^T)^2 + \lambda(\ U_i\ _2^2 + \ V_j\ _2^2)$
BiasSVD	$\hat{r}_{ij} = \mu + b_i + b_j + U_i V_j^T$	$\arg \min_{U, V, b_*} \sum_{(i,j) \in \mathcal{R}(i)^+} (r_{ij} - \mu - b_i - b_j - U_i V_j^T)^2 + \lambda(\ U_i\ _2^2 + \ V_j\ _2^2 + b_i^2 + b_j^2)$
SVD++	$\hat{r}_{ij} = b_{ij} + \left(U_i + N(i)^+ ^{-\frac{1}{2}} \sum_{k \in N(i)^+} y_k \right) V_j^T$	$\arg \min_{U, V, b_*, y_*} \sum_{(i,j) \in \mathcal{R}(i)^+} \left(r_{ij} - b_{ij} - \left(U_i + N(i)^+ ^{-\frac{1}{2}} \sum_{k \in N(i)^+} y_k \right) V_j^T \right)^2 + \lambda(\ U_i\ _2^2 + \ V_j\ _2^2 + b_i^2 + b_j^2 + \sum_{k \in N(i)^+} y_k^2)$
SRui	see [152]	$\arg \min_{U, V} \frac{1}{2} \sum_{(i,j) \in \mathcal{R}(i)^+} (r_{ij} - U_i V_j^T)^2 + \frac{\alpha}{2} \sum_{i=1}^m \sum_{f \in \mathcal{F}^+(i)} s_{if} \ U_i - U_f\ _F^2 + \frac{\beta}{2} \sum_{j=1}^n \sum_{q \in \mathcal{Q}^+(j)} s_{jq} \ V_j - V_q\ _F^2 + \frac{\lambda_1}{2} \ U\ _F^2 + \frac{\lambda_2}{2} \ V\ _F^2$
NCRPD-MF	$\hat{r}_{ij} = \mu + b_i + b_j + z + U_i \left(\frac{1}{ W_j } \sum_{w \in W_j} v_w + \frac{\alpha_1}{ N_j } \sum_{n \in N_j} v_n + \frac{\alpha_2}{ C_j } \sum_{c \in C_j} v_c \right)^T$	$\arg \min_{U, V, b_*, v_*, \beta_*} \sum_{(i,j) \in \mathcal{R}(i)^+} (r_{ij} - \hat{r}_{ij})^2 + \lambda_1 \left(\ U_i\ _2^2 + \sum_{w \in W_j} \ v_w\ _2^2 \right) + \lambda_2 (b_i^2 + b_j^2 + \beta_i^2 + \beta_j^2) + \lambda_3 \left(\sum_{n \in N_j} \ v_n\ _2^2 + \sum_{c \in C_j} \ v_c\ _2^2 \right)$
FM	$\hat{r}(\mathbf{x}) = w_0 + \sum_{i=1}^n w_i x_i + \sum_{i=1}^n \sum_{j=i+1}^n \langle \mathbf{v}_i, \mathbf{v}_j \rangle x_i x_j$	see [153]

business given by customers and its geographical neighbors regardless of their business type, in which case there might be a potential influence of market environment in an individual business. Based on the discovery, Hu et al. proposed NCRPD-MF in order to accommodate this correlation relationship as auxiliary information into BiasSVD (Tab. 5 gives details).

The strong extensibility of FunkSVD and its variants also explores their combinations with k-nearest neighborhood-based recommendation models (KNN). For instance, Slim [155] implements factorization on a user-item matrix to learn the item-item proximity matrix for KNN (Tab. 6 gives details). The 3-tier SVD++ model [156] proposed by Koren et al. accommodates the item-item proximity information calculated by KNN into SVD++. In addition, such combinations can also decrease the dependence of users' co-interactions with items for calculating the item-item similarity matrix S in KNN. For instance, applying matrix factorization, FISM [157] learns two embedding matrices P and Q preserving the relational patterns between item pairs and reconstructs S with P and Q , in which case only user-item interactions are required without further describing the co-interactions involved.

However, there are two flaws of FunkSVD and its variants. The first one is the possible negativity of the learned embedding elements, which is not interpretable due to the general meaninglessness of negative values in practical applications. In this regard, non-negative matrix factorization [158–164] for the recommendation seems to be a promising solution. The other one is the violation of the triangle inequality principle [165, 166] in FunkSVD and its variants because they usually measure the user-item proximity by the dot-product in the Hilbert space, hindering the preservation of fine-grained user preference. To deal with that, metric learning [167, 168] provides a new theory for the recommendation in measuring the user-item proximity while satisfying the triangle inequality principle.

Some attempts have been made [169–173] in order to factorize a user-item rating matrix R in the metric space; for instance, Zhang et al. [170] proposed a method to convert R into a distance matrix. Furthermore, the metric space is unnecessary to be Euclidean, for HyperML [174] can also factorize R in the hyperbolic space.

The above recommendation models are mostly built on a global low-rank mathematical assumption of matrix factorization. Differently, Lee et al. [175] proposed an assumption that a user-item matrix R is partially observed; so it should be considered as a low-rank matrix while restricted in the vicinity of certain row-column combinations. Aharon et al. [176] overturned the conventional assumption that a transform matrix should always be known and fixed. Halko et al. [177] proposed a randomization assumption that achieves a fast matrix factorization on large-scale data. It is optimistic that the breakthroughs in the research into matrix factorization-based recommendation are most likely to derive from the applications of these new fundamental mathematical theories in the recommendation.

Table 6: Examples of combining matrix factorization-based models with neighborhood-based collaborative filtering methods. (1) In FISM, $\hat{r}_{ij} = b_i + b_j + (n_i^+ - 1)^{-\alpha} \sum_{k \in \mathcal{R}(i) \cup \{j\}} P_k Q_k^T$, where n_i^+ is used to control the agreement between the items rated by the user i with respect to their similarity to the item k . (2) In SVD with prior, E measures the error of such as squared loss, absolute loss, and generalized Kullback-Liebler divergence, $R(U, V)$ is a regularization term, and α is the coefficient to balance the effects from unobserved ratings.

Model	Objective function
Slim	$\arg \min_S \frac{1}{2} \ R - RS\ _F^2 + \frac{\beta}{2} \ S\ _F^2 + \lambda \ S\ _1$
FISMrmse	$\arg \min_{P, Q} \frac{1}{2} \sum_{i, j} \ r_{ij} - \hat{r}_{ij}\ _F^2 + \frac{\beta}{2} (\ P\ _F^2 + \ Q\ _F^2) + \frac{\lambda}{2} \ b_i\ _2^2 + \frac{\gamma}{2} \ b_j\ _2^2$
FISMauc	$\arg \min_{P, Q} \frac{1}{2} \sum_i \sum_{j_1 \in \mathcal{R}(i)^+, j_2 \in \mathcal{R}(i)^-} \ (r_{ij_1} - r_{ij_2}) - (\hat{r}_{ij_1} - \hat{r}_{ij_2})\ _F^2 + \frac{\beta}{2} (\ P\ _F^2 + \ Q\ _F^2) + \frac{\gamma}{2} \ b_{j_1}\ _2^2$
SVD with prior	$\arg \min_{U, V} \sum_{(i, j) \in \mathcal{R}(i)^+} E(r_{ij}, U_i V_j^T) + \alpha \sum_{(i, j) \in \mathcal{R}(i)^-} E(\hat{r}_0, U_i V_j^T) + R(U, V)$

3.1.2. Models based on Bayesian analysis

In practice, the giant amount of users and items while very sparse interactions between them in recommender systems brings the non-convex optimization problem [178] in factorizing such a huge and sparse user-item rating matrix for the matrix factorization method, in which case the recommendation accuracy is sensitive to model hyper-parameters. In the worst case, setting inappropriate model hyper-parameters might severely interfere with learning convergence. For automatic hyper-parameter adjustment [179, 180], the Bayesian analysis method, to some extent, can guide the setting of such as regularization terms of matrix factorization-based recommendation models through prior knowledge.

The rationale behind Bayesian analysis-based recommendation can be well unraveled by probabilistic matrix factorization (PMF) [181], a probabilistic version of FunkSVD (Tab. 7 gives details). In detail, it hypothesizes that the error $r_{ij} - \hat{r}_{ij}$ follows the Gaussian distribution like $\mathcal{N}(r_{ij} - U_i V_j^T | 0, \sigma^2)$, where the user embedding U_i and item embedding V_j follow the zero-mean spherical Gaussian priors [182]. In this way, maximizing the log of the posterior distribution is equivalent to

$$\arg \min_{U, V} \frac{1}{2} \sum_{i=1}^M \sum_{j=1}^N I_{ij} (r_{ij} - U_i V_j^T)^2 + \frac{\lambda_U}{2} \sum_{i=1}^M \|U_i\|_2^2 + \frac{\lambda_V}{2} \sum_{j=1}^N \|V_j\|_2^2, \quad (3.1)$$

where $\lambda_U = \frac{\sigma^2}{\sigma_U^2}$, $\lambda_V = \frac{\sigma^2}{\sigma_V^2}$. Eq. (3.1), the objective function of PMF, is almost the same as that of FunkSVD in form while the hyper-parameter λ of FunkSVD has clearer setting rules in PMF. Under the rules, however, PMF may still overfit due to the inappropriate setting of hyper-parameters σ, σ_*^2 . Instead of following the hypothesis of PMF that U and V are independent, Bayesian PMF (BPMF) [183] hypothesizes that the distributions of U, V are non-Gaussian and that λ_U, λ_V both follow Gaussian distribution (Tab. 7 gives details). Based on Markov random

field [184], Mrf-MF [185] hypothesizes that the prior distributions of U, V are related to each user's neighborhood (Tab. 7 gives details). In addition, Poisson factorization [186], Bernoulli-Poisson factorization [187], and OrdNMF [163] can apply the Bayesian analysis method in the recommendation based on ordinal data [188].

Apart from the point-wise ranking strategy sorting by the relative value of ratings adopted by most of the above models, for the recommendation based on implicit user-item interactions, the Bayesian analysis method also supports a pair-wise ranking strategy sorting by the relative value of a user's preferences for item pairs, providing new methods of modeling objective functions. BPR-OPT [189] was a pioneer of the pair-wise ranking strategy. It hypothesizes that a user prefers his interacted items more than non-interacted ones (Tab. 7 gives details). Methodologically, for each user i , BPR-OPT builds a training data $D_S := \{(i, j_m, j_n) | j_m \in \mathcal{R}(i)^+ \wedge j_n \in \mathcal{R}(i)^-\}$, abbreviated as $>_i$, which means that the user prefers item j_m more than item j_n in tuple (i, j_m, j_n) . After that, maximizing the log of the posterior distribution is equivalent to

$$\arg \min_{\Theta} \sum_{(i, j_m, j_n) \in D_S} -\ln \frac{1}{1 + e^{-\hat{x}_{ij_m j_n}}} + \lambda_{\Theta} \|\Theta\|^2, \quad (3.2)$$

where λ_{Θ} represents regularization parameters. Such a pair-wise ranking strategy can be combined with the matrix factorization-based method by, for instance, setting $\hat{x}_{ij} = U_i V_j$ under the framework of BPR-OPT to represent $\hat{x}_{ij_m j_n}$ with $\hat{x}_{ij_m} - \hat{x}_{ij_n}$ [189]. In this way, the matrix factorization method, usually oriented to the recommendation based on explicit user-item interactions, can also implement that based on implicit ones.

Table 7: Examples of modeling Bayesian analysis-based recommendation. (1) In PMF, I_{ij} is an indicator function, which equals to 1 if user i rated item j and 0 otherwise. (2) In BPMF, \mathcal{W} is the Wishart distribution related to the degrees of freedom ν_0 and a $D \times D$ matrix W_0 . $\nu_0 = D$, $\mu_0 = 0$, and W_0 is an identity matrix. (3) In mrf-MF, U_{-i} is a user set with the user i removed, $\tilde{U}_i = \frac{\sum_{i'} K_k^U(i, i') U_{i'}}{K_U}$ where K_U is the number of neighbors, $K_k^U(i, i')$ is a user's k -nearest neighbors, and $\Sigma_U = I \times \sigma_U^2$. The same is true of items. (4) In BPR-OPT, $\hat{x}_{ij_m j_n}$ is a function of vector Θ , capturing the relationships among i, j_m and j_n . (5) In RBM, $\tilde{R}_i \in \mathbb{R}^{m \times L}$ is an observed binary indicator matrix of user i with $\tilde{R}_{ij}^r = 1$ if the user rated movie j by r and 0 otherwise.

Model	Prior distribution	Posterior distribution (hypothesis space)	Objective function
PMF	$P(R U, V, \sigma^2) = \prod_{i=1}^M \prod_{j=1}^N [\mathcal{N}(r_{ij} U_i V_j^T, \sigma^2)]^{I_{ij}},$ $P(U \sigma_U^2) = \prod_{i=1}^M \mathcal{N}(U_i 0, \sigma_U^2 I), P(V \sigma_V^2) = \prod_{j=1}^N \mathcal{N}(V_j 0, \sigma_V^2 I)$	$P(U, V R, \sigma^2, \sigma_U^2, \sigma_V^2) \propto P(R U, V, \sigma^2) P(U \sigma_U^2) P(V \sigma_V^2)$	see Eq. (3.1)
BPMF	BPMF gives the prior distributions of μ and σ for PMF: $P(\mu_U, \sigma_U^2 \mu_0, \sigma_0^2 I) = \mathcal{N}(\mu_U \mu_0, (\beta_0 \sigma_U^2 I)^{-1}) \mathcal{W}(\sigma_U^2 W_0, \nu_0)$ $P(\mu_V, \sigma_V^2 \mu_0, \sigma_0^2 I) = \mathcal{N}(\mu_V \mu_0, (\beta_0 \sigma_V^2 I)^{-1}) \mathcal{W}(\sigma_V^2 W_0, \nu_0)$	see [183]	see [183], used Markov Chain Monte Carlo approximation
mrf-MF	$P(U_i U_{-i}) = \frac{1}{\sqrt{(2\pi)^{d_U} \Sigma_U}} \exp\left(-\frac{1}{2} (U_i - \tilde{U}_i)^T \Sigma_U^{-1} (U_i - \tilde{U}_i)\right)$ $P(V_j V_{-j}) = \frac{1}{\sqrt{(2\pi)^{d_V} \Sigma_V}} \exp\left(-\frac{1}{2} (V_j - \tilde{V}_j)^T \Sigma_V^{-1} (V_j - \tilde{V}_j)\right)$	$P(U, V \Omega, \Theta) = \frac{P(R^+, U, V \Omega, \Theta)}{\iint P(R^+, U, V \Omega, \Theta) d_U d_V}$	see [185]
BPR-OPT	$P(>_i \Theta) = \prod_{(i, j_m, j_n) \in D_S} P(j_m >_i j_n \Theta)$ $= \prod_{(i, j_m, j_n) \in D_S} \frac{1}{1 + e^{-\hat{x}_{ij_m j_n}(\Theta)}}, P(\Theta) \sim N(0, \Sigma_{\Theta})$	$P(\Theta >_i) \propto P(>_i \Theta) P(\Theta)$	see Eq. (3.2)
RBM	$P(\tilde{R}_{ij}^r = 1 U_i) = \frac{\exp(b_j^r + \sum_{k=1}^K U_{ik} W_{jk}^r)}{\sum_{l=1}^L \exp(b_j^l + \sum_{k=1}^K U_{ik} W_{jk}^l)}$ $P(U_{ik} = 1 \tilde{R}_i) = \sigma(b_k + \sum_{j=1}^m \sum_{l=1}^L \tilde{R}_{ij}^l W_{jk}^l)$	$P(\tilde{R}_i) = \sum_{U_i} \frac{\exp(-E(\tilde{R}_i, U_i))}{\sum_{\tilde{R}_i', U_i'} \exp(-E(\tilde{R}_i', U_i'))}$	see [190]

The Bayesian analysis method is a powerful tool for hyper-parameter adjustment, exerting its great value in automatic machine learning [179, 180, 191], which is a recent hot focus in the recommendation. Besides, the prior knowledge in the Bayesian analysis method also provides a causal inference approach [53, 56] to understand user behaviors in the recommendation.

3.1.3. Models based on deep learning

Despite general acknowledgement of the matrix factorization and Bayesian analysis methods' effectiveness, the two methods are often based on shallow learning, only capturing the linear patterns hidden in user-item interactions

in the recommendation. From a mathematical point of view, represent the features of user i and item j with vectors $v_i \in \mathbb{R}^n$ and $v_j \in \mathbb{R}^n$, respectively; then, the recommendation can be described as learning a mapping $f : \mathbb{R}^n \times \mathbb{R}^n \rightarrow \mathbb{R}$ such that $f(v_i, v_j) = r_{ij}^* \approx r_{ij}$. The mapping f learned by the matrix factorization and Bayesian analysis methods is generally linear, which is insufficient in fitting non-linear relations between (v_i, v_j) and r_{ij} . For non-linear mapping, recent years have witnessed a boom in applying the deep learning method [192] in the recommendation to build deep learning models.

Youtube Net [193] was a pioneer. Its schematics are shown in Fig. 5: the embeddings of all videos on Youtube are firstly learned through pre-training, used to construct the feature vector of a user involving other information of the user’s historical activities like his watched videos and searched tokens as well as the user’s characteristics such as his geographical location, age, and gender; then, the user’s feature vector is the input of a deep neural network with multiple layers, used to learn the user’s embedding; finally, unobserved implicit user-item interactions can be predicted based on user embeddings. Salient advantages of Youtube Net include its fast parallel computing [194] and non-linear mapping learning benefits from a deep learning framework. Besides, the high capacity and diversity of input data of Youtube Net also widen its applications.

Under the general framework of Youtube Net, subsequent realizations have been proposed recently. For instance, neural collaborative filtering (NCF) [195] learns a user’s feature vector based on his implicit interactions with items through pre-training and combines it with the user’s characteristics, the same is true of constructing item feature vectors. For the prediction of an implicit user-item interaction, NCF concatenates the corresponding feature vectors of the user and item as the input of a deep neural network containing a generalized matrix factorization (GMF) layer and multiple MLP layers both jointed to a NeuMF layer, which comes out the predicted proximity between the user-item pair (Fig. 6(a) gives details). For more information input, ConvMF [196] used a convolution neural network (CNN) [197] to enhance PMF [181] for representations of documents. To alleviate the overfitting problem encountered by deep learning models, Cheng et al. [134] proposed to combine deep learning with wide learning [198].

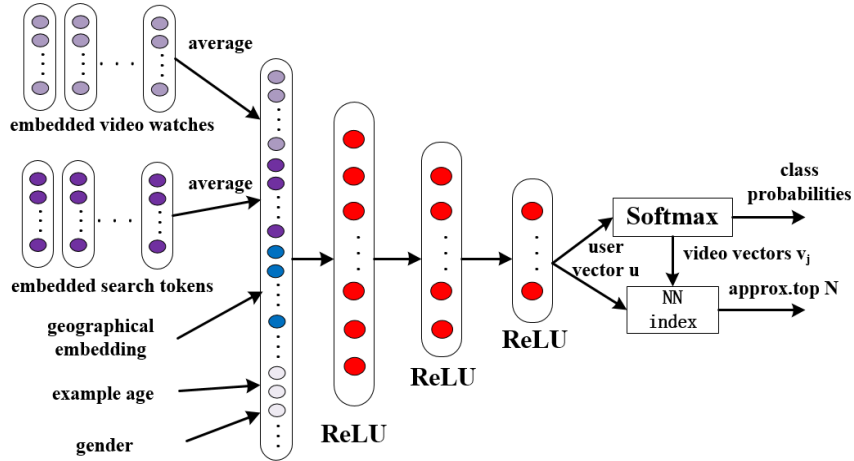


Figure 5: Schematics of Youtube Net. The generation component for recommendations of Youtube Net, performed by minimizing the cross-entropy loss with a descent on the output from sampled softmax.

Compared with linear operators such as the dot product generally adopted by shallow learning models, the deep learning method also supports a more robust measurement for the user-item proximity that helps uncover the complex non-linear relations between user-item pairs by using their embeddings. For instance, NCF uses a deep neural network to learn the non-linear relations between the embeddings of a user-item pair with respect to their proximity. Deep matrix factorization (DMF) [199] further extended this idea to the prediction of ratings based on a user-item matrix Y combining both the implicit and explicit user-item interactions (Fig. 6(b) gives details).

However, the lack of explainability of deep learning-based recommendation models is a long-standing problem. In this regard, causal learning [52, 54, 55, 57, 58] seems to be a potential solution, among which the restricted Boltzmann machine (RBM) [190] derives the rationale for causal learning in the recommendation. As shown in Fig. 7, for a user, RBM takes each element in the user’s feature vector as a unit independently, building the so-called causal relations from the units to the user’s interacted items encoded by one-hot and modeling the causality between the user’s features and his behavior (i.e., his interactions with items). With the learned relational weights, RBM

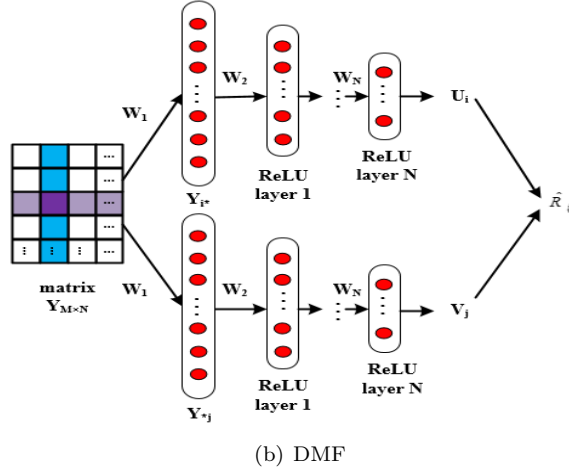
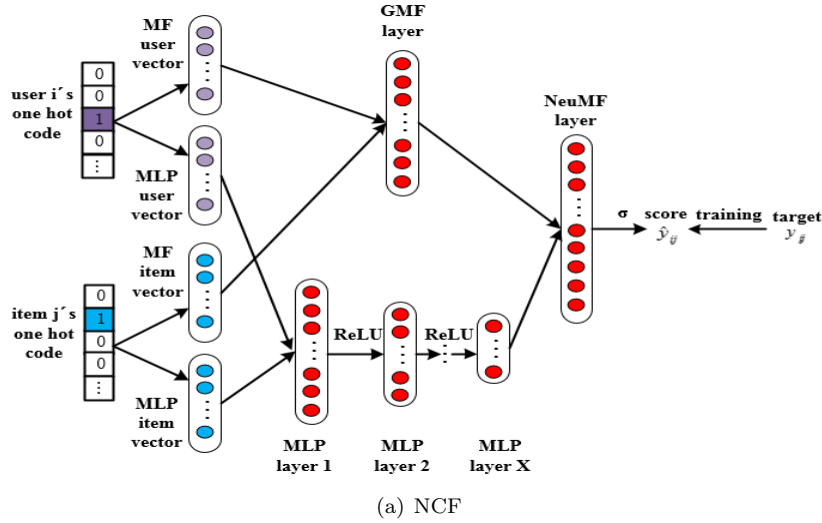


Figure 6: Schematics of NCF and DMF. (1) In (a), NCF firstly learns four mappings to project user i 's one-hot code to $U_i^{\text{MLP}}, U_i^{\text{MF}}$ and item j 's one-hot code to $V_j^{\text{MLP}}, V_j^{\text{MF}}$, respectively. Then, cross-combinations on them are performed by $\phi^{\text{GMF}} = U_i^{\text{MF}} \odot V_j^{\text{MF}}$ and $\phi^{\text{MLP}} = a_L(W_L^T(a_{L-1}(\dots a_2(W_2^T(U_i^{\text{MLP}} V_j^{\text{MLP})^T + b_2))\dots)) + b_L)$, respectively, used as the input of neural networks to learn the user and item embeddings. Finally, the learned embeddings are used to predict the proximity by $\hat{y}_{ij} = \sigma(h^T(\phi^{\text{GMF}} \phi^{\text{MLP}})^T)$. (2) In (b), for a low-dimensional user embedding U_i , the corresponding row in matrix Y of the user is mapped to Y_{i*} , and the same is true of an item embedding V_j . Based on U_i, V_j , predicting the rating $S_{ij} = \text{cosine}(U_i, V_j)$ is performed by minimizing the objective function $L = -\sum_{(i,j) \in \mathcal{R}(i) + \cup \mathcal{R}(i)} -(\frac{R_{ij}}{\max(R)} \log \hat{R}_{ij} + (1 - \frac{R_{ij}}{\max(R)}) \log(1 - \hat{R}_{ij}))$.

can sort of give practical meaning to how features influence user behavior. Factorization machine (FM) [153] is another pioneer, which builds the causal relations between each pair of elements in a user's feature vector, named feature interactions, by integrating support vector machine (SVM) and SVD (Tab. 5 gives details). Although RBM and FM are shallow models, their rationales for learning the mutual causality of richer relations built on sparse user-item interactions motivated a variety of deep causal learning-based recommendation models including, for example, DeepFM [200], xDeepFM [201], deep Boltzmann machine [202, 203], and stuff.

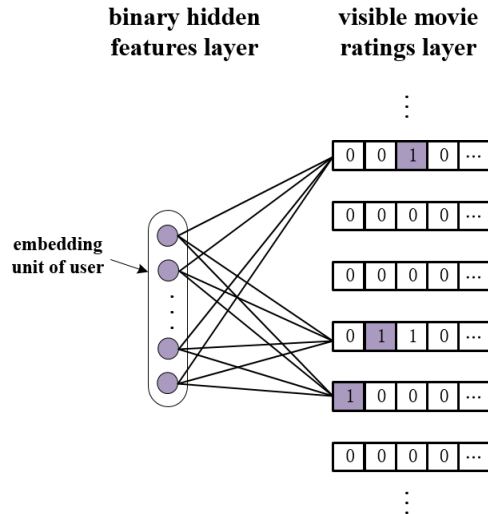


Figure 7: Schematics of RBM. Based on the framework of a neural network, RBM is a two-layer model, where the left layer represents the binary hidden features with K units (i.e., the K elements in the user feature vector) of a user and the right one represents the one-hot encoding of items; relations are build between the user and his interacted items, which can be rated by the scores from 1 to L .

3.1.4. Other models

Until recently, most of the recommendation models supported the user exposure assumption [204] in its hypothesis that unobserved user-item interactions exist because of a user’s limited view of items in recommender systems, meaning that the non-interacted items haven’t ever been exposed to the user and thereby unobserved user-item interactions are valueless for the recommendation. Devoogth et al. [205] argued that the non-interacted items might not always be beyond a user’s view but could be eschewed by the user as a result of their properties meeting the user’s dislikes. This is the so-called not missing at random assumption [206, 207]. In that case, the user exposure assumption neglects a user’s negative preferences, which in fact provide valuable information for such as constructing negative samples [208] for the recommendation. Building on the not missing at random assumption, Devoogth et al. [205] appended a term $\alpha \sum_{(i,j) \in \mathcal{R}(i)^-} E(\hat{r}_0, U_i V_j^T)$ to the loss of SVD in order to measure the probability that an item is eschewed by a user, where \hat{r}_0 is a prior estimation on predicted ratings (Tab. 6 gives details). In addition, Liang et al. [204] used a matrix constructed based on the Bernoulli condition to represent the probability of an item’s exposure to a user.

However, there are still two flaws in the not missing at random assumption. First, it is not fit to implicit user-item interactions because implicit ones only record user’s interactions with items without revealing overt preferences. This is the so-called positive-unlabeled problem [86, 209, 210]. Second, the general strategy adopted by recommendation models built on the not missing at random assumption representing a user’s negative preferences with equally allocated weights could eliminate the deviations in a user’s negative preferences for different items in reality. In respect to the two flaws, for instance, Saito et al. [211] used a bias to distinguish user’s affection degrees toward different items. He et al. [212] proposed a negative weighting allocation strategy considering the popularity of a user’s non-interacted items, in detail, by replacing the second term of the objective function of SVD with prior shown in Tab. 6 with $\sum_{(i,j) \in \mathcal{R}(i)^-} c_j E(\hat{r}_0, U_i V_j^T)$, where c_j is the confidence of item j to be non-interacted by users caused by a true negative preferences.

As for the recent applications of bipartite graph embedding-based recommendation based on the above techniques, the cross-domain recommendation [213–215] seems to be a promising direction oriented to the alleviation of cold start and sparsity problems by relating two or more recommender systems. In detail, the cross-domain [213] refers to two types of domains: one is the target domain, in which the recommendation implements and the other is the source domain consisting of other recommender systems providing additional observed interactions corresponding to the users and items in the target domain. With the interactions, more hidden user-item relations in the target domain can be uncovered. This is sort of similar to the utilization of side information and knowledge in the recommendation but distinguished in rationales that the cross-domain recommendation can take direct observed user-item interactions as supplements. For illustration, suppose a user having zero or very few interactions with

items in the target domain, leading to the cold start and sparsity problems for the recommendation. Meanwhile, in source domains if the interactions between the user and some items corresponding to the ones in the target domain exist, the recommendation in the target domain can still implement based on the user’s preferences analyzed from the source domains or by uncovering user-item relations in the target domain corresponding to those from the source domains. For that purpose, transfer learning [216–220] is an efficient method to bridge the two domains. In technique, for instance, EMCDDR [213] learns a one-to-one mapping to transfer user embeddings from the source domains to the target domain by relating the common users and items in two domains, in which case the embedding of a cold-start user in the target domain can be learned. Besides, DDTCCR [221], based on the assumption that a user’s preferences are almost consistent in different recommender systems, further allows the exchange of information between two domains by dual transfer learning [222–224].

Focus more on theory, research into optimization algorithms determining the learning efficiency of recommendation models, especially for complex ones on large-scale data, is essential, attracting more attention of mathematicians. For that, speeding up the learning (i.e., convergence) process of recommendation models is a frontier focus. For instance, He et al. [212] proposed an element-wise ALS (eALS) to reduce the time complexity of ALS to linearity. Boyd et al. [225] applied ADMM [144] to speed up the optimization in SLIM by switching the constraints and regulation terms in objective functions. GFNLF [226] achieves a faster convergence of non-negative matrix factorization (NMF) via adopting $\alpha - \beta$ -divergence in objective functions and incorporating a generalized momentum method into its convergence process.

3.2. Recommendation with temporal user-item interactions

Temporal factors in recommender systems mainly derive from the following situations: (1) New user-item interactions are occurring over time by existing users’ new interactions with more items and entrances of new users and items. (2) User’s long-term and short-term preferences for items are usually changing. By dynamically updating the embeddings of users and items, the real-time recommendation [227–229], a new framework for the recommendation based on temporal interactions, realizes the learning and preservation of user’s behavioral changes, contributing to the recommendation accuracy.

Commonly used methods of real-time recommendation include the online learning (or online recommendation) method [230, 231], which enables the matrix factorization-based recommendation models to accommodate new user-item interactions in a low computing complexity, and the Markov processes method, which can model the changes of user’s short-term preferences for items.

3.2.1. Models based on matrix factorization

A simple strategy for accommodating new user-item interactions into the recommendation is to reload recommendation models and repeatedly learn the embeddings of users and items based on the whole interactions combining the existing and new coming ones. Apparently, it consumes extremely high in computing resources and becomes infeasible in large-scale data. Alternatively, the online learning (or online recommendation) method [230, 231] can directly update the embeddings of users and items by using only the new coming interactions.

In general, online learning implements based on the framework of matrix factorization method, whose objective functions or optimization frameworks can be flexibly extended with appended terms for the accommodation of new coming interactions. For instance, as shown in Tab. 8, the objective function of SL with prior is separated into n blocks, where each of them measures the changes of user’s embeddings. SGD-PMF and DA-PMF [232] use appended terms accommodating a new coming interaction (u_i, v_j, r_{ij}) to the optimization framework of FunkSVD in updating embeddings U_i and V_j (Tab. 8 gives details).

In addition, the framework of the matrix factorization method is convenient in capturing user’s long-term preferences by modeling the changes of the user and item embeddings in functions with time as an independent variable. For instance, TimeSVD++ [233], as an extension of SVD++, models the b_i , b_j and U of SVD++ as $b_i(t)$, $b_j(t)$ and $U_i(t)$ involving time. Other methods include by such as moving time-window [234] and setting instance-decay [235].

Table 8: Examples of modeling temporal matrix factorization-based recommendation. (1) In SL with prior, $S^V = \sum_j V_j^T V_j$ is a $k \times k$ matrix, which is independent from i . (2) In SGD-PMF, η is the step size controlling the convergence rate during updating iterations. (3) In DA-PMF, Y_{U_i} is the approximation of $(\sum(\hat{r}_{ij} - r_{ij})\hat{r}'_{ij}V_j)/|\mathcal{R}(i)^+|$.

Model	Objective function	Optimization
SL with prior	$\operatorname{argmin}_{U_i, V_j} \sum_{i \in \mathcal{R}(i)^+} \sum_{j \in \mathcal{R}(i)^+} [(r_{ij} - U_i V_j^T)^2 - \alpha(U_i V_j^T)^2] + \alpha U_i S^V U_i^T$	using randomized block coordinate descent [236] and line search [237]
SGD-PMF	$\operatorname{argmin}_{U_i, V_j} (r_{ij} - \hat{r}_{ij})^2 + \frac{\lambda_U}{2} \ U_i\ _2^2 + \frac{\lambda_V}{2} \ V_j\ _2^2$	$U_i \leftarrow U_i - \eta((\hat{r}_{ij} - r_{ij})\hat{r}'_{ij}V_j + \lambda_U U_i)$ $V_j \leftarrow V_j - \eta((\hat{r}_{ij} - r_{ij})\hat{r}'_{ij}U_i + \lambda_V V_j)$
DA-PMF	$\operatorname{argmin}_{U_i, V_j} (r_{ij} - \hat{r}_{ij})^2 + \frac{\lambda_U}{2} \ U_i\ _2^2 + \frac{\lambda_V}{2} \ V_j\ _2^2$	$Y_{U_i} \leftarrow \frac{ \mathcal{R}(i)^+ - 1}{ \mathcal{R}(i)^+ } Y_{U_i} + \frac{1}{ \mathcal{R}(i)^+ } (\hat{r}_{ij} - r_{ij})\hat{r}'_{ij}V_j$ $Y_{V_j} \leftarrow \frac{ \mathcal{N}(j)^+ - 1}{ \mathcal{N}(j)^+ } Y_{V_j} + \frac{1}{ \mathcal{N}(j)^+ } (\hat{r}_{ij} - r_{ij})\hat{r}'_{ij}U_i$ $U_i = \operatorname{argmin}_{\omega} \{Y_{U_i}^T \omega + \lambda_U \ \omega\ _2^2\}$ $V_j = \operatorname{argmin}_{\omega} \{Y_{V_j}^T \omega + \lambda_V \ \omega\ _2^2\}$

3.2.2. Models based on Markov processes

As for capturing the changes of user's short-term preferences, the Markov processes method implements based on analyzing users' sequential activities [91]. Its idea generally lies in the learning of an overall-shared transition matrix [238] modeling the latest user-item interactions, where the elements represent the transition probability between item pairs, that is, the probability that a user will interact with an item after having already interacted with others. With the transition matrix, unobserved interactions can be predicted by ranking the items that mostly meet the transition probability of a user's interacted items. During this process, learning an accurate transition matrix is crucial for Markov processes-based recommendation, in which case considering environmental factors [239] in modeling the transition probability seems to contribute a lot.

Table 9: Examples of modeling Markov processes-based recommendation. (1) In Fossil, the model is reduced to the first-order when $L = 1$. (2) In MFMP, it has $X_i(t) \sim \mathcal{N}(X_i(t)|0, \sigma_U^2 \mathbf{I})$ and $Y_j(t) \sim \mathcal{N}(Y_j(t)|0, \sigma_V^2 \mathbf{I})$; and the parameters in Eq. (3.3) are defined as $\rho_U := \sigma^2 / \Sigma_U^2$, $\rho_V := \sigma^2 / \Sigma_V^2$, $\lambda_U := \lambda^2 / \sigma_U^2$, $\lambda_V := \sigma^2 / \sigma_V^2$.

Model	Prior distribution	Posterior distribution (hypothesis space)	Loss function
Fossil	see [240]	$P_i(j \mathcal{R}(i)_{t-1}^+, \mathcal{R}(i)_{t-2}^+, \dots, \mathcal{R}(i)_{t-L}^+) \propto \beta_j + \langle \frac{1}{ \mathcal{R}(i)^+ \setminus \{j\} ^\alpha} \sum_{k \in \mathcal{R}(i)^+ \setminus \{j\}} P_k \rangle + \sum_{l=1}^L (\eta_l + \eta_l^i) \cdot P_{\mathcal{R}(i)_{t-l}^+}, Q_j$	S-BPR [240]
MFMP	$P(\mathcal{R}(t) U(t), V(t)) = \prod_{t=0}^T \prod_{i, j \in \mathcal{R}(i)^+} \mathcal{N}(r_{ij}(t) U_i(t)V_j(t)^T, \sigma^2)$ $U_i(t+1) = U_i(t) + X_i(t), \quad V_j(t+1) = V_j(t) + Y_j(t)$ $P(U_i(0)) = \mathcal{N}(U_i(0) 0, \Sigma_U^2 \mathbf{I}), \quad P(V_j(0)) = \mathcal{N}(V_j(0) 0, \Sigma_V^2 \mathbf{I})$	$P(U(t), V(t) \mathcal{R}(t))$	see Eq. (3.3)

However, Markov processes-based recommendation models cannot capture the changes of user's long-term preferences. To overcome the flaw, combining the Markov processes method with the matrix factorization method that can capture long-term preferences is a promising direction. For instance, FPMC [238] builds several transition matrices corresponding to each user by the Markov processes method and uses them to aggregate into a tensor, where the missing values represent unobserved user-item interactions. After that, FPMC uses the Tucker decomposition (TD) method [241] to factorize the tensor like the matrix factorization method does in order to obtain the user and item embeddings. Besides, Fossil [240] fuses user's long-term preferences learned by the matrix factorization method and short-term preferences captured by a high-order Markov chain to the hybrid preferences. Wu et al. [242] applied embedding techniques to build transition matrices enabling the transition probability to involve the user's long-term preferences. Most of these works fuse user's long-term and short-term preferences linearly but in-

evitably lose the higher-order patterns hidden in user-item interactions. In this regard, Wang et al. [243] proposed a two-layer structure constructed with different aggregation operations.

In addition, Markov processes-based recommendation models can also be enhanced, to some extent, by the Bayesian analysis method for automatic hyper-parameters adjustment. Take MFMP [244] as an instance, which is the probabilistic version of TimeSVD++ [233]. It hypothesizes that the changes of $U_i(t), V_j(t)$ over time follow the Gaussian Hidden Markov processes rule; so maximizing the posterior distribution can be performed by

$$\begin{aligned} & \arg \min_{U(t), V(t)} \sum_{t=0}^T \sum_{(i,j) \in \mathcal{K}(t)} \left(R_{ij}(t) - U_i(t)V_j(t)^T \right)^2 + \rho_U \|U(0)\|_2^2 + \rho_V \|V(0)\|_2^2 \\ & + \lambda_U \sum_{t=1}^T \|U(t) - U(t-1)\|_2^2 + \lambda_V \sum_{t=1}^T \|V(t) - V(t-1)\|_2^2. \end{aligned} \quad (3.3)$$

3.3. Summary

The key developments of bipartite graph embedding-based recommendation models retrospectively in this section are concisely organized in Fig. 8, among which it is overt that the matrix factorization method is the most extensible one succeeding various subsequent variants. However, the current focus has substituted the deep learning method for the matrix factorization method, for the advantage in non-linear pattern discovery and parallel computing of the former is meeting the technical requirements of increasing complexity and scale of data for the recommendation. As for the Bayesian analysis method, its breakthrough runs through the entire timeline, indicating its indispensable contribution to the other methods for automatic hyper-parameter adjustment. On the other hand, the Markov method does not seem to be common in use.

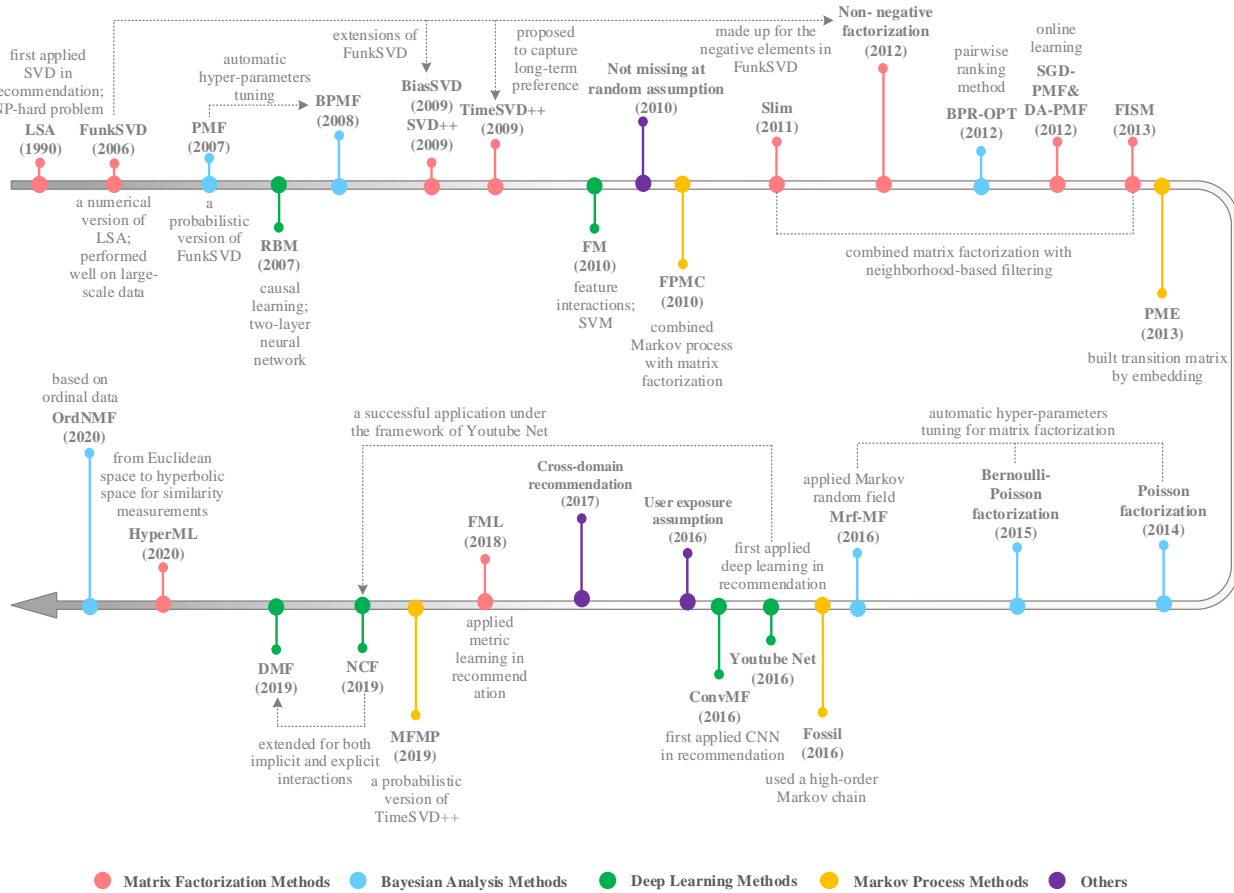


Figure 8: Timeline of key developments in bipartite graph embedding for the recommendation.

4. General graph embedding for the recommendation

As illustrated in Sec. 2, employing side information such as the properties of users and items in uncovering hidden (indirect) user-item relations contributes to the recommendation accuracy and can also alleviate the cold start and sparsity problems. However, side information is usually represented with general graphs that are beyond bipartite graphs in complexity, limiting the matrix factorization method as well as others oriented to bipartite graph embedding in the practice of the recommendation involving side information. To make up for the flaw, researchers have tried to extend the matrix factorization method for general graph embedding, like collective matrix factorization [245, 246] and spectral methods [247–250]. These new methods are effective but still cannot perform efficiently enough on large-scale data as a result of their high computing complexity.

So far, to uplift the model scalability on employing general graphs, feasible and efficient techniques based on graph embedding, named general graph embedding techniques, have been proposed. With these efficient techniques, it is no longer difficult to employ side information in the recommendation and has been attracting more research attention recently. Sec. 4.1 divides the general graph embedding techniques into three categories and Sec. 4.2 retrospects their utilization in the recommendation from two different perspectives: technique-oriented and scenario-oriented.

4.1. Three categories of techniques for general graph embedding

Techniques of general graph embedding can be divided into three categories: those based on translation, meta path, and deep learning. From an overview, in a graph, translation-based techniques build on algebraic theory and can flexibly and sufficiently preserve local topological features. Meta path-based techniques implement by the random walking across nodes and can further capture global topological features. For capturing and preserving non-linear topological features, deep learning techniques are the priority. The following gives more details of them.

4.1.1. Techniques based on translation

The triplets (h, r, t) illustrated in Sec. 2.1.2 can also represent the side information in general graphs, describing a relation r from the head node (or entity) h to the tail node t , whose embeddings are denoted by \mathbf{h} , \mathbf{r} , and \mathbf{t} , respectively.

From the perspective of algebraic theory, TransE [251] takes \mathbf{r} as a translation from \mathbf{h} to \mathbf{t} in the metric space; when (h, r, t) existing, $\mathbf{h} + \mathbf{r} \approx \mathbf{t}$ indicates that \mathbf{t} is one of the nearest neighbors of $\mathbf{h} + \mathbf{r}$, and otherwise $\mathbf{h} + \mathbf{r}$ should be far away from \mathbf{t} . However, in practice, a node in general graphs could play multiple roles in different communities like that, for example, a head node h could have positive impacts on other tail nodes in a community but may also have negative impacts in another community, in which case h should be distinguishably denoted by h_0 and h_1 , respectively. Representing \mathbf{h}_0 and \mathbf{h}_1 with a common embedding \mathbf{h} as TransE does will lose their practical meaning of such different roles. In fact, a node’s different roles can be revealed by its diverse relations with other nodes, that is, the positive relations of a node with other nodes could reveal its positive role in the community and vice versa. Based on this idea, TransH [252] maps each pair of (h, t) to multiple relation-specific hyper-planes \mathbf{w}_r , distinguishing the diverse relations between nodes. Analogously, a relation in general graphs could also play multiple roles. For example, a triplet (location, contains, location) may be interpreted by multiple semantics such as country-contains-city, country-contains-university, or something; thereby using only a relation embedding \mathbf{r} is insufficient in distinguishing such abundant relational semantics. In this regard, TransR [68] maps nodes and relations separately into a node space and multiple different relation spaces corresponding to the diverse relations between head-tail pairs, respectively. CTransR [68] clusters the related node pairs (h, t) with similar semantics into multiple groups under specific relation r . In these ways, TransR, and CTransR can preserve multiplex semantics of nodes and relations in general graphs beyond TransE. Tab. 10 gives details of these techniques.

In addition, in general graphs, the multiplicity of nodes and relations is far beyond their multiple semantics. To possibly capture more of it, TransD [253] further takes into account the multiple types of nodes and relations. Ji et al. [69] argued that the relations might belong to different graph patterns like that some relations link a large number of node pairs while others may not, and might also have uneven balances that the node pairs linked by relations could differ in quantity. With the Chinese restaurant process (CRP) [254], TransG [255] clusters the semantic components $\pi_{r,m}$ in (h, r, t) of nodes and relations. Tab. 10 gives details of these techniques.

An efficient objective function for the above translation-based techniques is performed by minimizing a margin-based ranking criterion like

$$L = \sum_{(h,r,t) \in S} \sum_{(h',r',t') \in S'} [f_r(\mathbf{h}, \mathbf{t}) + \gamma - f_r(\mathbf{h}', \mathbf{t}')]_+, \quad (4.1)$$

where $[x]_+$ denotes the positive part of x , and $\gamma > 0$ is a margin hyper-parameter. $f_r(\mathbf{h}, \mathbf{t})$ is the loss function such as those shown in Tab. 10. $S = \{(h, r, t) | h, t \in E\}$ is the golden triplets set or named training samples, and $S' = \{(h', r, t) | h' \in E\} \cup \{(h, r, t') | t' \in E\}$ is the negative triplets set or named negative samples, whose quality largely influences the training performance, usually constructed manually by such as replacing either the head node or tail node by random (but usually not both at the same time).

On the other hand, the method of algebraic transformation on local topology adopted by the above translation-based techniques somewhat loses the global topological features in a graph. To extend these techniques, deepening the proximity order for transformation seems to be an effective strategy. For instance, RPE [256] builds a path space to preserve relational semantics contained in a path connecting non-adjacent nodal pairs with higher-order proximity. However, computing complexity is always the ceiling. For higher efficiency in preserving the global topological features of a graph, meta path-based techniques illustrated in the next section are prevalent alternatives.

Table 10: Examples of modeling translation-based techniques (1) In TransH, for each node pair (h, t) , the embeddings of nodes h and t after being mapped to a hyper-plane \mathbf{w}_r are denoted by \mathbf{h}_\perp and \mathbf{t}_\perp , respectively. Correspondingly, the embedding of their specific relation on \mathbf{w}_r is denoted by \mathbf{d}_r . (2) In TransR, \mathbf{M}_r is a transformation matrix mapping a head-tail pair with a relation r into relation-specific spaces. (3) In TransD, $\mathbf{h}_p, \mathbf{t}_p \in \mathbb{R}^n$ represent the semantics of head node and tail node, respectively, and $\mathbf{r}_p \in \mathbb{R}^m$ represents the semantics of their relation. $\mathbf{M}_{rh}, \mathbf{M}_{rt} \in \mathbb{R}^{m \times n}$ are two transformation matrices. (4) In TranSparse, θ measures the sparse degree of a matrix, recording the fraction of zero elements over the total number of elements. For each relation r , a sparse transfer matrix $\mathbf{M}_r(\theta) \in \mathbb{R}^{m \times n}$ is constructed. $0 \leq \theta_{\min} \leq 1$, a hyper-parameter, denotes the minimum sparse degree, N_r denotes the number of node pairs linked by the relation r , and N_{r^*} denotes the maximum number in N_r .

Technique	Mapping	Loss function
TransE	none	$f_r(\mathbf{h}, \mathbf{t}) = \ \mathbf{h} + \mathbf{r} - \mathbf{t}\ _2^2$
TransH	$\mathbf{h}_\perp = \mathbf{h} - \mathbf{w}_r^T \mathbf{h} \mathbf{w}_r, \mathbf{t}_\perp = \mathbf{t} - \mathbf{w}_r^T \mathbf{t} \mathbf{w}_r$	$f_r(\mathbf{h}, \mathbf{t}) = \ \mathbf{h}_\perp + \mathbf{r} - \mathbf{t}_\perp\ _2^2$
TransR	$\mathbf{h}_r = \mathbf{h} \mathbf{M}_r, \mathbf{t}_r = \mathbf{t} \mathbf{M}_r$	$f_r(\mathbf{h}, \mathbf{t}) = \ \mathbf{h}_r + \mathbf{r} - \mathbf{t}_r\ _2^2$
CTransR	$\mathbf{h}_{r,c} = \mathbf{h} \mathbf{M}_r, \mathbf{t}_{r,c} = \mathbf{t} \mathbf{M}_r$	$f_r(\mathbf{h}, \mathbf{t}) = \ \mathbf{h}_{r,c} + \mathbf{r}_c - \mathbf{t}_{r,c}\ _2^2 + \alpha \ \mathbf{r}_c - \mathbf{r}\ _2^2$
TransD	$\mathbf{M}_{rh} = \mathbf{r}_p \mathbf{h}_p^T + \mathbf{I}^{m \times n}, \mathbf{M}_{rt} = \mathbf{r}_p \mathbf{t}_p^T + \mathbf{I}^{m \times n}$ $\mathbf{h}_\perp = \mathbf{M}_{rh} \mathbf{h}, \mathbf{t}_\perp = \mathbf{M}_{rt} \mathbf{t}$	$f_r(\mathbf{h}, \mathbf{t}) = -\ \mathbf{h}_\perp + \mathbf{r} - \mathbf{t}_\perp\ _2^2$
TranSparse(share)	$\theta_r = 1 - (1 - \theta_{\min}) N_r / N_{r^*}$ $\mathbf{h}_p = \mathbf{M}_r(\theta_r) \mathbf{h}, \mathbf{t}_p = \mathbf{M}_r(\theta_r) \mathbf{t}$	$f_r(\mathbf{h}, \mathbf{t}) = \ \mathbf{h}_p + \mathbf{r} - \mathbf{t}_p\ _2^2$
TranSparse(separate)	$\theta_r^l = 1 - (1 - \theta_{\min}) N_r^l / N_{r^*}^l$ ($l = h, t$) $\mathbf{h}_p = \mathbf{M}_r^h(\theta_r^h) \mathbf{h}, \mathbf{t}_p = \mathbf{M}_r^t(\theta_r^t) \mathbf{t}$	$f_r(\mathbf{h}, \mathbf{t}) = \ \mathbf{h}_p + \mathbf{r} - \mathbf{t}_p\ _2^2$
TransG	see [255]	$P\{(h, r, t)\} \propto \sum_{m=1}^{M_r} \pi_{r,m} P(\mathbf{u}_{r,m} h, t)$ $= \sum_{m=1}^{M_r} \pi_{r,m} e^{-\frac{\ \mathbf{u}_h + \mathbf{u}_{r,m} - \mathbf{u}_t\ _2^2}{\sigma_h^2 + \sigma_t^2}}$

4.1.2. Techniques based on meta path

Meta path-based techniques were inspired from the idea of word representation [257] in natural language processing (NLP): given N words chosen from a corpus containing hundreds of millions of words; then use them to try to make up a legal sentence like w_1, w_2, \dots, w_N with effective meanings. The words appearing in the same context of the sentence are hypothesized to have similar meanings; so their representations, something like embeddings, should be similar. In technique, by taking legal sentences as training samples, NPL [258] learns the representation of a given word related to its context (Fig. 9(a) gives details). Reversely, Skip-gram [259] aims to learn the representations of words in a given context around its central word, surprisingly enabling the learned word representations to preserve linguistic regularities and patterns (Fig. 9(b) gives details). Compared with NPL, Skip-gram is more available for large-scale data. Furthermore, by using hierarchical softmax [260] to identify phrases, Word2vec [261] extends Skip-gram from a word-based model to a phrase-based one. Tab. 11 gives details of these models.

Taking graph as an analogy of corpus, the idea of word representation can be applied in graph embedding: similarly, given N nodes chosen from a graph by random walking starting at an arbitrary node; then use them to build a sequence. After implementing random walking many times, several sequences are obtained. The nodes

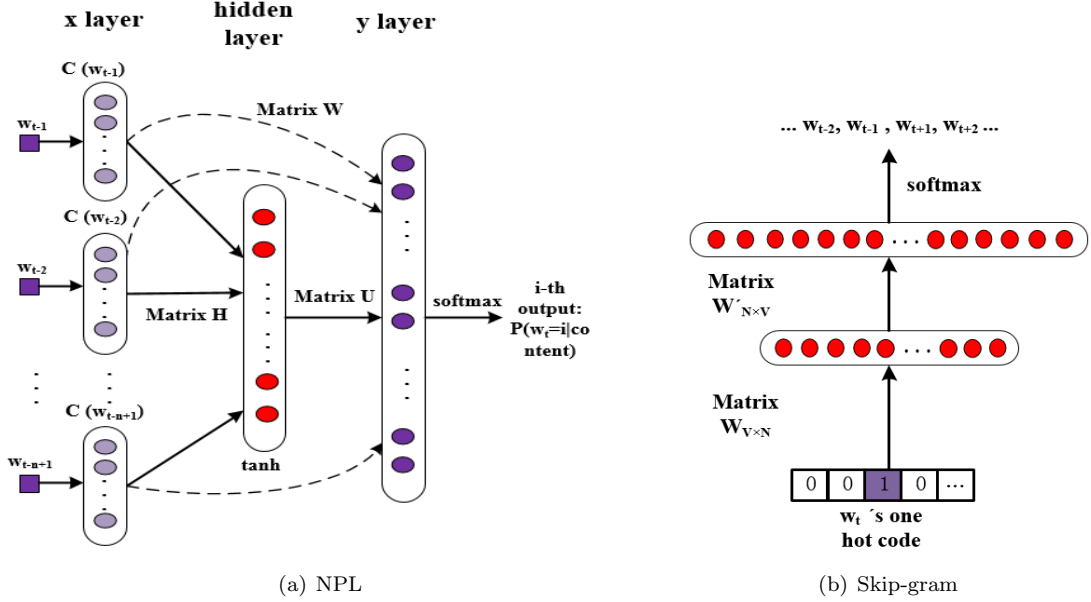


Figure 9: Schematics of NPL and Skip-gram. In (a), a legal sentence $w_t, w_{t-1}, \dots, w_{t-n+1}$ contains n sequential words, where w_* records the index of words in a corpus. NPL takes the sentence as a training sample and transforms it into $x = (C(w_{t-1}), C(w_{t-2}), \dots, C(w_{t-n+1}))$, where $C(w_*)$ is the one-hot code of w_* . Training is performed by maximizing $P(w_t = \alpha | w_{t-1}, \dots, w_{t-n+1}) = \text{softmax}(b + Wx + U \tanh(d + Hx))$, which represents the probability of w_t 's index to be α . In (b), reversely, Skip-gram takes w_t as the input to reconstruct its surrounding context as the output.

appearing in a common sequence with higher frequency are hypothesized to have higher proximity measured by their embeddings. The effectiveness of this idea was firstly proven by DeepWalk [262, 263]. In technique, Deepwalk adopts the depth-first searching strategy for building random walks $\mathcal{W}_{v_r} = (\mathcal{W}_{v_r}^1, \mathcal{W}_{v_r}^2, \dots, \mathcal{W}_{v_r}^k)$ rooted at an arbitrary node v_r , where $\mathcal{W}_{v_r}^{k+1}$ is a node randomly chosen from $\mathcal{W}_{v_r}^k$'s neighbor. In fact, path \mathcal{W}_{v_r} can be seen as a particular “sentence”. For each node $v_i \in \mathcal{W}_{v_r}$, its embedding is denoted by $\mathbf{v}_i \in \mathbb{R}^d$ and its surrounding context is denoted by $v_j \in \mathcal{W}_{v_r}[i - w : i + w]$, where the window size is $2w + 1$. Training is performed by maximizing $P(v_j | v_i)$ by hierarchical softmax [260] (Tab. 11 gives details). DeepWalk performs well in preserving the high-order proximity between nodes. As for the first-order and second-order proximity between nodes, LINE [264] adopts the breadth-first searching strategy for building random walks, somewhat can be seen as “WideWalk” (Tab. 11 gives details).

The sufficiency of random walks in the preservation of graph topological features directly determines the accuracy of learned embeddings, facing more challenges than word representation whose legitimacy of constructed sentences can be guaranteed by linguistic knowledge while the legitimacy of random walks still lacks a recognized test standard. For that, subsequent variants of DeepWalk and LINE have tried to design more intelligent random walking rules. For instance, Node2vec [70] defines a more flexible notion of node’s neighbors, which allows random walks to identify special nodes that are within a common community or play similar roles in a graph. In technique, Node2vec designs a biased random walking rule guided by a return parameter p and an in-out parameter q as

$$P(v_i | v_{i-1}) = \frac{1}{Z} \alpha_{pq}(i-2, i) \cdot \omega_{i-1, i}, \quad \alpha_{pq}(i-2, i) = \begin{cases} 1/p & \text{if } d_{i-2, i} = 0, \\ 1 & \text{if } d_{i-2, i} = 1, \\ 1/q & \text{if } d_{i-2, i} = 2. \end{cases} \quad (4.2)$$

Where v_{i-1} walks from v_{i-2} and v_i is a neighbor of v_{i-1} ; $d_{i-2, i}$ is the shortest path between v_{i-2} and v_i , Z is a normalization constant, and $\omega_{i-1, i}$ is the weight of edge $(i-1, i)$ (Tab. 11 gives details). In addition, NetMF [265] unifies DeepWalk, LINE, and Node2vec into a matrix factorization framework, providing a deeper perspective of these techniques in algebra for designing new random walking rules.

In practice, as illustrated in Sec. 4.1.1, nodes and relations in general graphs usually have multiple semantics and types. However, the above techniques are basically oriented to homogeneous graphs. In order to capture and preserve the multiplicity of heterogeneous graphs, which account for the largest proportion of general graphs, for instance, PTE [266] extends LINE to be available on bipartite graphs (Tab. 11 gives details). In addition, by

Table 11: Examples of modeling meta path-based techniques. (1) In Skip-gram, w_O and w_I denote a word w 's input and output embedding, respectively; N is the number of words in a corpus and L is the number of words in a sentence (i.e., a training sample). c is the size of a context. (2) In Word2vec, N' is the number of negative samples, and $P_n(w)$ is a noise distribution. (3) In LINE, the embedding of v is denoted by \mathbf{v} when treating v as a vertex while by \mathbf{v}' when a "context". (4) In PTE, nodes in a bipartite graph are divided into two sets V_A and V_B ; the conditional probability of that node v_j in set V_B is walked from node v_i in set V_A is denoted by $P(v_j|v_i)$.

Technique	Random walk strategy	Loss function
Skip-gram	depth-first search	$P(w_O w_I) = \frac{\exp(\mathbf{w}_O^T \mathbf{w}_I)}{\sum_{k=1}^N \exp(\mathbf{w}_k^T \mathbf{w}_I)}$
Word2vec	depth-first search	$P(w_O w_I) = \log \sigma(\mathbf{w}_O^T \mathbf{w}_I) + \sum_{k=1}^{N'} \mathbb{E}_{w_k \sim P_n(w)} [\log \sigma(-\mathbf{w}_k^T \mathbf{w}_I)]$
DeepWalk	depth-first search	$P(u_j v_i) = \prod_{l=1}^{\lceil \log V \rceil} P(b_l v_i)$
LINE	breadth-first search	$P_1(v_i, v_j) = \frac{1}{1 + \exp(-\mathbf{v}_i \cdot \mathbf{v}_j)}$, $P_2(v_j v_i) = \log \sigma(\mathbf{v}_j^T \cdot \mathbf{v}_i) + \sum_{k=1}^{N'} \mathbb{E}_{v_k \sim P_n(v)} [\log \sigma(-\mathbf{v}_k^T \cdot \mathbf{v}_i)]$
PTE	breadth-first search	$P(v_j v_i) = \frac{\exp(\mathbf{v}_j^T \cdot \mathbf{v}_i)}{\sum_{k \in V_B} \exp(\mathbf{v}_k^T \cdot \mathbf{v}_i)}$
Node2vec	see Eq. (4.2)	$P(v_j v_i) = \frac{\exp(\mathbf{v}_j^T \cdot \mathbf{v}_i)}{\sum_{k \in V} \exp(\mathbf{v}_k^T \cdot \mathbf{v}_i)}$
Metapath2vec	see Eq. (4.3)	$P(v_j v_i) = \frac{\exp(\mathbf{v}_j^T \cdot \mathbf{v}_i)}{\sum_{k \in V} \exp(\mathbf{v}_k^T \cdot \mathbf{v}_i)}$
Metapath2vec++	see Eq. (4.3)	$P(v_{j_t} v_i) = \frac{\exp(\mathbf{v}_{j_t}^T \cdot \mathbf{v}_i)}{\sum_{k_t \in V_t} \exp(\mathbf{v}_{k_t}^T \cdot \mathbf{v}_i)}$

decomposing a bipartite graph into two homogeneous graphs, BiNE [267] designs a random walking rule of “rich nodes are getting richer” to satisfy the power-law distribution phenomenon. Recently, using manually designed meta paths [268, 269] by expert knowledge to rule random walking on heterogeneous graphs has been a promising solution, in which case covering as much abundant and reasonable semantics in meta paths as possible is its primary goal. HIN2Vec [270] is a case in point. By capturing multiple relation types between nodes, HIN2Vec jointly learns the embeddings of nodes based on training samples $\langle u, v, r, L(u, v, r) \rangle$ indicating that a relation r exists between u and v when $\langle u, v, r \rangle = 1$ and vice verse. Similarly, Metapath2vec/ Metapath2vec++ [271] captures the multiple types of both nodes and relations in meta paths by defining the translation probability between nodes of random walking as

$$P(v_i|v_{i-1}^{t-1}) = \begin{cases} \frac{1}{|N_t(v_{i-1}^{t-1})|} & (v_i, v_{i-1}^{t-1}) \in E, \phi(v_i) = t, \\ 0 & (v_i, v_{i-1}^{t-1}) \in E, \phi(v_i) \neq t, \\ 0 & (v_i, v_{i-1}^{t-1}) \notin E. \end{cases} \quad (4.3)$$

Where $v_{i-1}^{t-1} \in V_{t-1}$, $N_t(v_{i-1}^{t-1})$ denotes the V_t type of v_{i-1}^{t-1} 's neighborhood and $v_i \in V_t$. Besides, more techniques [272–274] were proposed to capture and preserve the multiple semantics of relations between nodes.

4.1.3. Techniques based on deep learning

Sec. 3.1.3 illustrates the ability of deep learning methods in preserving non-linear features in bipartite graph embedding; by the same token, it is also true of general graph embedding. AutoEncoder [275] provides an unsupervised learning framework that is different from those in Sec. 3.1.3 based on supervised learning. In technique, AutoEncoder usually consists of two components: the Encoder and the Decoder, as shown in Fig. 10(a), where the Encoder learns the embedding of input X and stores it in the hidden layer Z ; then, by using the embedding, the Decoder aims to reconstruct X as Y possibly approximating to X , minimizing the reconstruction error between X and Y . Such a flexible unsupervised learning framework provided by AutoEncoder motivated numerous variants.

For instance, Vincent et al. [276] further enhanced the robustness of the learned embedding in Z by corrupting the input X to \tilde{X} , minimizing the reconstruction error between \tilde{X} and Y (Fig. 10(b) gives details). Salakhutdinov et al. [277] proposed a multi-layer version of AutoEncoder named Deep AutoEncoder. More variants of AutoEncoder include SCAE [278], generalized AutoEncoder (GAE) [279], variational AutoEncoders (VAEs) [280], and deep hierarchical variational AutoEncoder (Nvae) [281], to name a few.

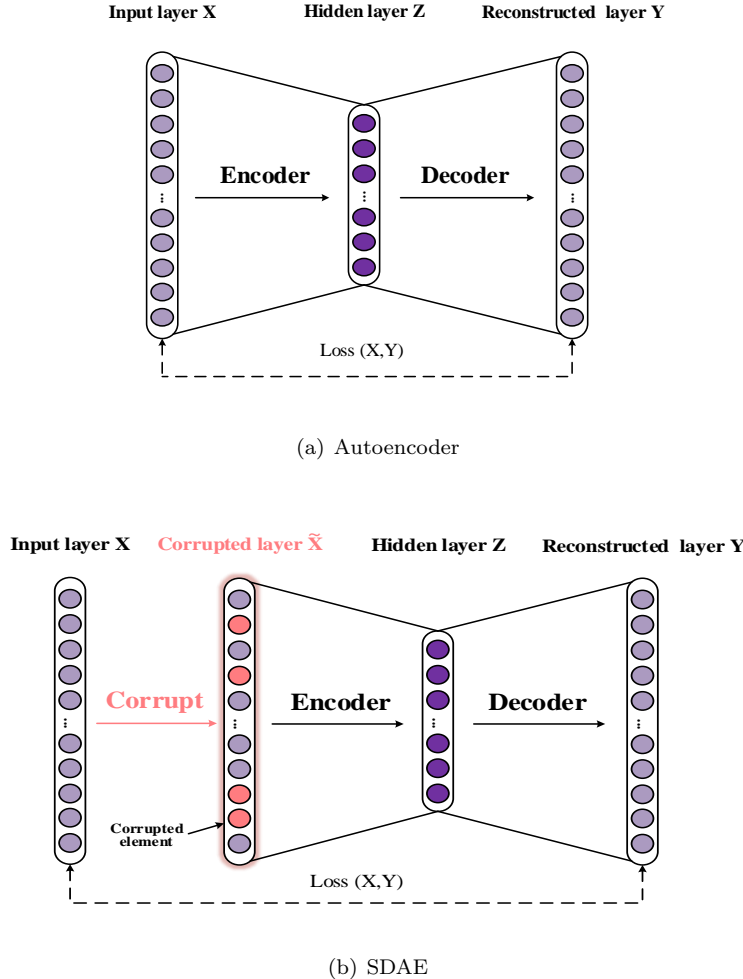


Figure 10: Schematics of Autoencoder and SDAE. In (a), the Encoder is flexibly constructed according to different tasks, such as by an LSTM [282] in the task for machine translation (MT) and by a CNN [283] in the task for computer vision (CV). Since determining the quality of embeddings in Z , construction of the Encoder should be carefully implemented, at the same time somewhat influencing the lower bound of reconstruction error between X and Y . In (b), the strategies for corrupting X to \tilde{X} are diverse, including Additive isotropic Gaussian noise (GS), Masking noise (MN), and Salt-and-pepper noise (SP), among which SP is only for binary data.

The framework of AutoEncoder and its variants can be applied to general graph embedding. Consider SDNE [284], a semi-supervised deep model, for example; it realizes the preservation of the second-order proximity between node pairs by reconstructing their common neighborhoods with two deep AutoEncoders sharing parameters. Meanwhile, SDNE also preserves the first-order proximity between nodes by using a Laplacian Eigenmaps-based supervised component.

However, in the framework of AutoEncoder, the size of hidden layer Z (i.e., the embedding size) is fixed, and so are its variants. When the size of input X is far longer than that of Z , the transformation from X to Z across the Encoder could overly lose essential information. For example, as shown in Fig. 11(a), when the input sequence (x_1, x_2, \dots, x_n) of Seq2seq [285] is large in size, compressing z_1, z_2, \dots, z_n into the embedding fixed in size could lose essential correlation information involved in the original sequence. To deal with the issue, by means of the

attention mechanism [286–289], the attention weights a_* for z_* of Seq2seq can be learned to quantify their different importance. In other words, Seq2seq with attention mechanism aims to distinguish the different importance of z_* and extract the most representative ones, which are preserved in the embedding. This way enables the embedding to preserve possibly primary information with a fixed and limited length. In technique, the attention weights can be calculated by an attention function mapping a query Q and a set of key-value pairs K, V to an output (Fig. 11(b) gives details). Kim et al. [290] further proposed a structured attention network (SAN) taking into account the structured dependency of the attention layer. Transformer [291] substitutes a self-attention component learning the attention weights for the RNN structure in the Encoder (Fig. 11(c) gives details) and can support parallel computing. The attention and self-attention mechanisms can also be applied to the AutoEncoder-based frameworks for general graph embedding. For instance, GATs [292] constructs a masked self-attention block layer for graph convolution (Fig. 11(d) gives details).

4.2. Recommendation involving side information

This section retrospects recommendation models involving side information from two different perspectives: technique-oriented and scenario-oriented. Firstly, in technique, extracting properties of users and items from general graphs and employing them into the recommendation can perform by the three categories of techniques retrospected in Sec. 4.1 as follows.

Based on translation-based techniques, for instance, TransRec [293] applied TransE in the sequential recommendation by taking a user as a translation linking the pairs of his sequentially interacted items, which are adjacent, during a certain period; that is, for a user embedding \vec{user} , the relationship $\vec{prev.item} + \vec{user} \approx \vec{next.item}$ always holds between the embeddings of the user’s previous interacted item $\vec{prev.item}$ and the next (or sequential) interacted item $\vec{next.item}$. However, TransRec inherits the defect of TransE that only be suited for 1-to-1 relations (i.e., take different relation types as the same one). In practice, the next interacted items are usually diverse; thus taking into account the abundant item types which distinguish different relation types between item pairs is necessary. For the transition oriented to 1-to- n relations, by building multiple semantic-specific transition matrices related to different diverse items, CTransRec [294] can further distinguish and preserve relation types.

As for meta path-based techniques, a common-used strategy for applying them in the recommendation is by building a user-item proximity matrix where elements are measured based on random walks; with the matrix as input, the matrix factorization methods can perform. Take HIN [295] for instance. In a general graph, HIN hypothesizes that a user’s preferences for items randomly walk along designed meta paths within a boundary centered on this user. The accumulation of preferences reached to an item quantifies its proximity with the user. Intuitively, the higher accumulation of an item results from its more indirect relations with the user; so indicates the higher possibility of the existence of the hidden user-item interaction. After implementing such diffusion from each user, a global user-item proximity matrix can be built. In contrast, in the diffusion along different meta paths, FMG [296] builds multiple local user-item proximity matrices corresponding to each of the meta paths and learns multiple distributed embeddings for each user-item pair. These embeddings are the input of FM [153] enabling FMG to preserve the feature interactions between inter-meta paths. In the practice of different recommendation scenarios, designing suitable meta paths to rule random walking directly determines the recommendation accuracy of these models. At this point, for instance, by removing the nodes except those representing users and items in meta paths, Shi et al. [297] designed a graph schema to discriminate node types when random walking. However, it requires much expert knowledge in designing meta paths as most meta path-based models do. For an automatic random walking strategy without hand-craft design, RippleNet [298] stimulates the diffusion of one’s preferences from his historical interacted items as centers to trigger multiple “ripples”, whose hierarchical propagation traces automatically generate multiple meta paths in a general graph. In addition, by using an LSTM layer [282] to identify the holistic semantic of meta paths, KPRN [299] can realize reasoning on meta paths. Chen et al. [300] further took into account the temporal factors in general graphs and proposed a novel temporal meta path guided explainable recommendation (TMER).

When coming to apply deep learning-based techniques in the recommendation, the framework of AutoEncoder motivated a variety of recommendation models. For instance, by using the explicit interactions with items (i.e., ratings) of a user while the unobserved ones correspond to a zero value, AutoRec [301] builds a rating vector of the dimension equaling to the number of all items; this rating vector is the input of AutoEncoder coming out the reconstructed output where completes the missing (i.e., zero) ratings. Besides, based on implicit user-item interactions, Wu et al. [302] applied SDAE to the recommendation by assuming that the corrupted layer of SDAE represents a user’s preferences because of the possible incompleteness of the user’s observed implicit interactions.

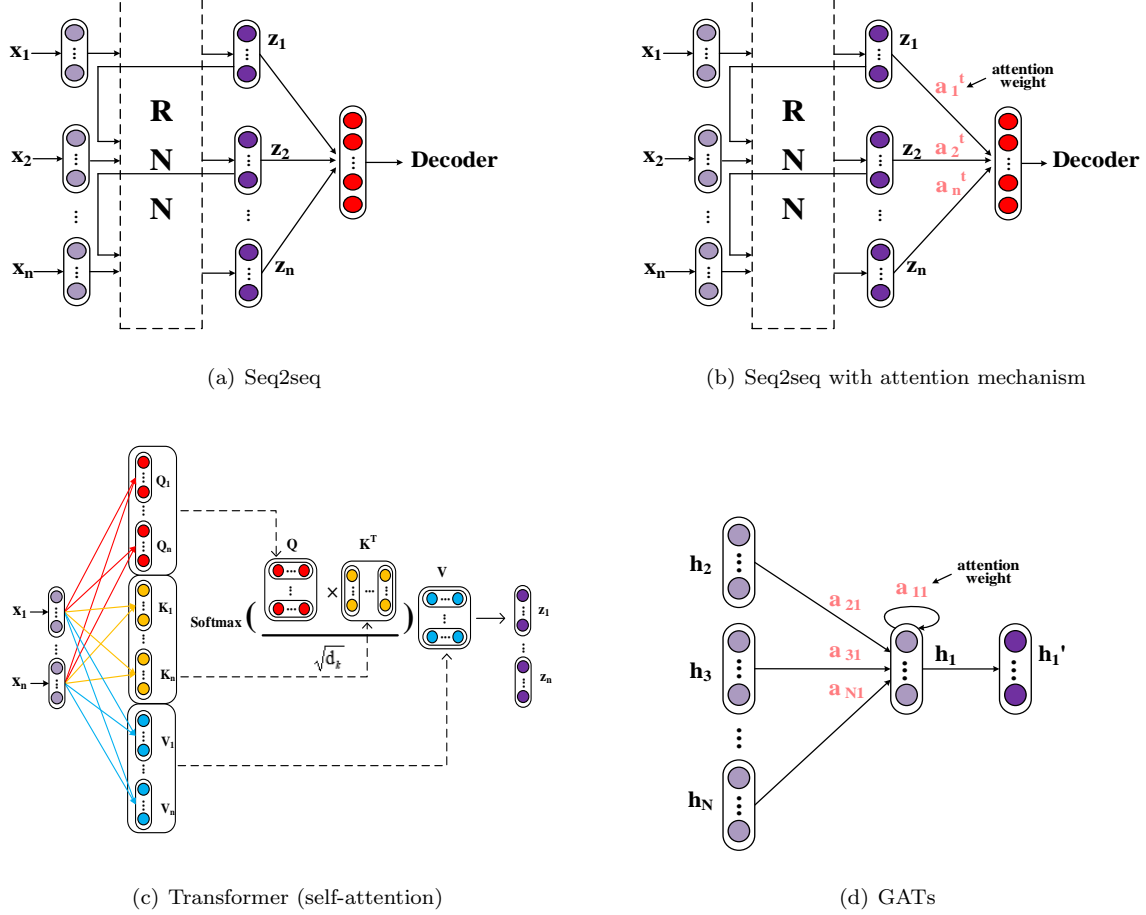


Figure 11: Schematics of Seq2seq, attention mechanism, self-attention, and GATs. In (a), Seq2seq, as an Encoder, learns the embedding Z with a fixed-length compressed from z_1, \dots, z_n of the input by minimizing $p(y_1, \dots, y_{T'} | x_1, \dots, x_T) = \prod_{t=1}^{T'} p(y_t | Z, y_1, \dots, y_{t-1})$, where $X = (x_1, \dots, x_T)$ is the input, $y_1, \dots, y_{T'}$ is the output, and T is usually not equal to T' . In (b), attention weight is $a \sim p(a | K, Q)$, where K represents the input X and Q is the result of the last iteration in the Decoder. Different from Seq2seq where the output Z is directly compressed from z_1, \dots, z_n that of here is a weighted sum of vectors z_* assigned weights by the learned attention weights a_* . In (c), the input $X = (x_1, \dots, x_n)$ is firstly mapped into Q_*, K_* and V_* by matrix W^Q, W^K and W^V , respectively, as model parameters. Based on them, z_1, \dots, z_n is obtained by $Z = \text{softmax}(\frac{QK^T}{\sqrt{d_k}})V$, where d_k is the dimension of Q_* and K_* . Q, K, V are all vectors, among which K is equal to V . In (d), for a node i , GATs takes its neighborhood $h_* \in \mathbb{R}^F$ as the input; the attention weights between node i and its neighbors is $a_{ij} = \frac{\exp(\text{LeakyReLU}(a^T [Wh_i || Wh_j]))}{\sum_{k \in N_i} \exp(\text{LeakyReLU}(a^T [Wh_i || Wh_k]))}$, where $W \in \mathbb{R}^{F' \times F}$ is a shared weight matrix, $a \in \mathbb{R}^{2F'}$ is a weight vector, N_i is some neighborhood of node i , and $||$ is the concatenation operator. Finally, $h'_i \in \mathbb{R}^{F'}$, the embedding of the input, is $h_i = \sigma(\sum_{j \in N_i} a_{ij} Wh_j)$.

Liang et al. [303] firstly applied variational AutoEncoders (VAEs) [280] to the recommendation. In addition, CVAE [304] is a Bayesian model based on VAEs, which can simultaneously employ user's ratings and item's profiles in the recommendation. As for the application of the attention and self-attention mechanism in the recommendation, for instance, AFM [305] uses the attention mechanism to weigh the feature interactions in FM [153]. Xu et al. [306] proposed a multi-layer long- and short-term self-attention network (LSSA) for the sequential recommendation.

It is positive that the above models based on general graph embedding that enhances the recommendation by employing side information have also made successful attempts in the industry. For instance, by taking the records of user's session-based online activities in Taobao as side information, Alibaba [307] constructed a weighted and directed network, which is comprised of user-item interactions in a continuous period [308] and can be employed in extracting hidden consumption habits of users to promote recommendation accuracy. In addition, SHINE [309]

simultaneously takes the semantic networks, social networks, and profile networks of users as side information, using them to predict the sign of a sentiment link (i.e., user’s attitudes towards an item) without analyzing textual information like user’s comments on items.

On the other hand, from the scenario-oriented perspective, the rest of this section retrospects the utilization of user’s social information [310] and location information [311] as side information in the recommendation, in which case recent years have pioneered the location-based social recommendation [312] thriving for a long period. The reason is that user’s online information is usually collected from online social platforms allowing users to express their needs, desires, and attitudes towards items and events by such as tweeting or posting. So, such information can reflect and record user’s preferences for items more timely, sufficiently, and explicitly compared with user-item interactions [100]. Besides, the online information across multiple social platforms can be connected by users. For example, users are encouraged to use their social platform accounts (like Twitter or Weibo) to log on to Amazon or Taobao. This way enables user’s comments on products, a type of social information revealing one’s hobbies or demands shared on social platforms, to be employed in e-commerce recommender systems.

For the utilization of online social information in the recommendation, many models were proposed. For instance, with the collection of user’s properties from microblogging, METIS [100] aims to learn an item’s demographics described by the properties of users who have interacted with it. For such purpose, METIS uses classification algorithms to detect user’s purchase intents and at the same time extracts item’s demographic attributes from microblogging information in real-time, based on which the recommendation can perform by matching users and items. Take MART [313] for another instance. It firstly employs online social information to build social networks, a type of general graphs; then relates them with recommender systems by users as bridges. When coming to a cold-start user, MART retrieves the user’s social information providing valuable information such as his attributes like gender, age, and career in these social networks, aiming to discover his preferences for items. The rationale behind MART lies in a learned transformation mapping user’s property information in social networks to the corresponding embeddings in recommender systems. Apart from user’s property information, employing more valuable ones in social networks in the recommendation is promising. One instance is the social ties [314], a concept to distinguish strong and weak ties between objects. With respect to it, Granovetter et al. [315] exemplified the more crucial role of weak ties in social networks compared with strong ones because the weak ties largely determine the connection patterns of clustered components in social networks. Wang et al. [316] discovered that by distinguishing social ties in social networks the recommendation accuracy can be improved. Based on the discovery, they proposed TBPR, a recommendation model that can measure the tie strength between node pairs by Jaccard’s coefficient and classify them into strong and weak ones, which are used to distinguish a user’s interacted items into five types quantifying the user’s preferences for different of them. The distinguished preferences are used as the input of the BPR framework [189] performing the pair-wise ranking strategy for training.

In addition, employing user’s location information in the recommendation is also a focus. For instance, Wang et al. [317] discovered that more than 80% of a user’s visited new places are located within a 10km vicinity of the user’s lastest visited places, unraveling the influence of one’s location information on his decisions of future visits. Furthermore, user’s location information can be further used as a supplement to online social information. The resources of user’s location information are diverse, among which user’s spatial trajectory information is a general one collected from user’s mobile techniques, like GPS [318], WiFi [319], ad-hoc networks [320], with permission. Besides, user’s check-in information of visits is also a source. In contrast with spatial trajectory information, it requires lower privacy rights because it can be directly collected from user’s visit records; however, it cannot be updated in real-time as the spatial trajectory information does. In fact, a user’s location information is usually related to his online social information, for one would like to share profiles of his visited places, such as comments, experiences, photos, moods, to name a few, on social platforms. These profiles can to some extent express the motivation of one’s visits to some places [321] and uncover his preferences for them. In this regard, recent research named the location-based social recommendation has explored to enhance the recommendation accuracy by employing user’s location information as a supplement to online social information.

Models of location-based social recommendation are diverse. For instance, LFBCA [317] employs user’s check-in records in linking users and locations, seen as two types of nodes, and constructs a bipartite graph, in which under the framework of the UBCF method the proximity between user-location pairs is measured by analyzing user’s co-visits information. Besides, by using PageRank with BCA [322], LFBCA also enhances such proximity measurement by employing user’s social relationships in building relations between user nodes in the bipartite graph. However, there are two problems. First, ignoring the timeliness of user’s location information could cause embarrassment, such as recommending a place where far away from the current location of users. To deal with it, users can be further subdivided into in-town and out-town ones [323]. Second, user’s location information is usually sparse because of the

user’s limited visits to new places due to economic or time cost constraints. For that, mining more side information of places, like their profiles given by users and the preferences from local people [324], as supplement is helpful. Among them, place profiles are particularly valuable because they reveal sentimental attributes, like user’s positive or negative attitudes towards places as well as the changes of attitudes, which can be used to infer whether a place meets a user’s sentimental preferences and needs. For instance, sentimental attributes can be used to measure the proximity between user-location or location-location pairs [321], in which case the techniques of textual sentiment analysis [325, 326] in NLP play a crucial role in extracting these sentimental attributes. In recent years, taking into account temporal factors in the location-based social recommendation is setting off a new tendency [327, 328].

4.3. Summary

Fig. 12 concisely organizes the key developments of general graph embedding techniques (i.e., the inner part of the Fig.) and recommendation models based on these techniques (i.e., the outer part of the Fig.), respectively. Apparently, all the three categories of techniques can be applied in the recommendation, in which case those based on meta path and deep learning are the broadest ones. Relevant research in recent years has concentrated on taking into account temporal factors when embedding general graphs and also on preserving the multiplicity of heterogeneous graphs.

Integrating general graphs with user-item bipartite graphs by linking their co-existing nodes appearing in more than one graph is a direct strategy for performing general graph embedding techniques on the recommendation. However, this strategy could dilute the significance of user nodes and item nodes resulted from the diversity of node types in general graphs. It seems that using the attention and self-attention mechanism to highlight the two most salient node types (i.e., user and item) of the recommendation is a promising focus.

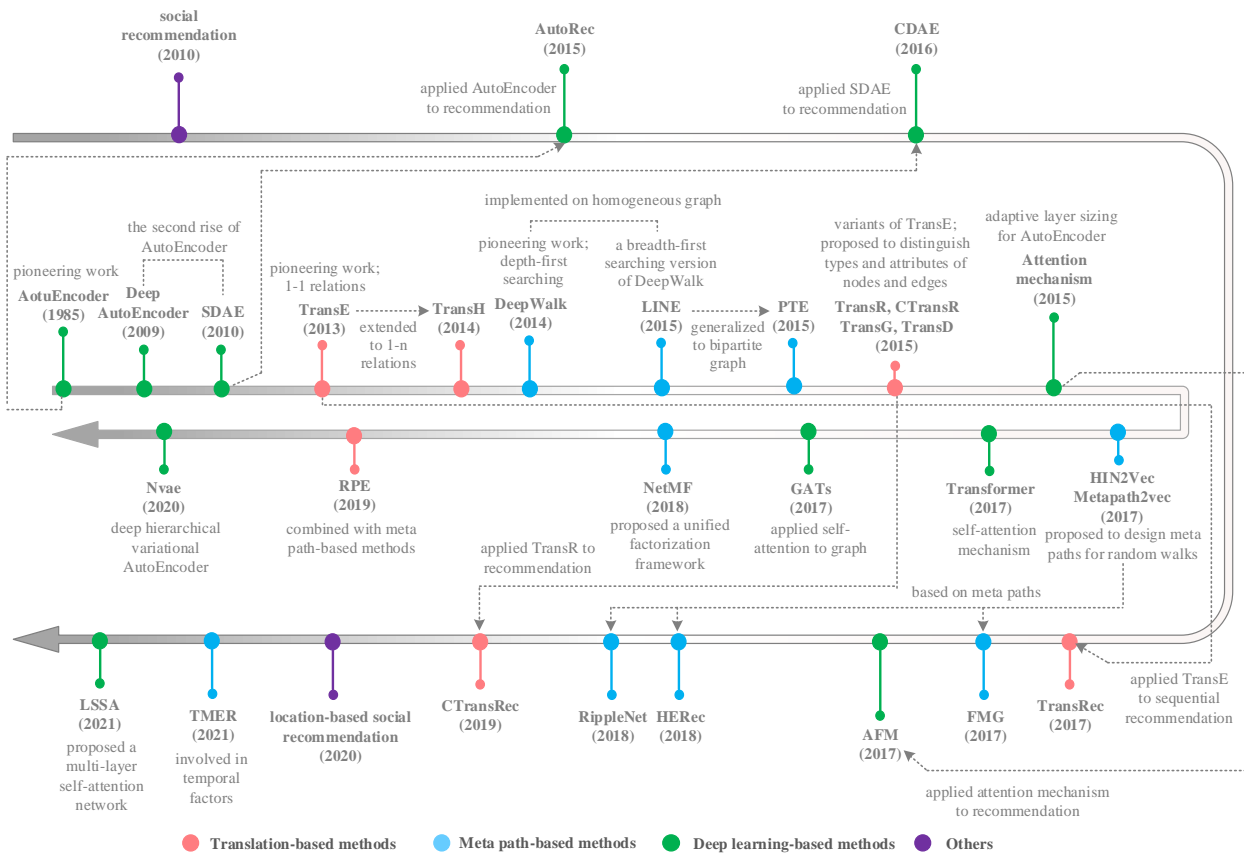


Figure 12: Timeline of key developments in general graph embedding for the recommendation.

5. Knowledge graph embedding for the recommendation

As illustrated in Sec. 2.1.2, knowledge graphs can be seen as the most complex case of general graphs. The complexity of knowledge graphs is generally embodied in the extreme abundance of node and edge types, making knowledge graph embedding confront the challenges of large-scale, multiplicity, and evolution. On the other hand, such complexity also contributes to far more improvements of recommendation accuracy by employing knowledge graphs in the recommendation compared with by using general graphs due to the far more diversity of information carried by knowledge graphs.

Effective as general graph embedding techniques are in employing knowledge graphs in the recommendation, the efficiency of those techniques is constrained when performing on large-scale knowledge graphs. Furthermore, general graph embedding techniques are generally insufficient in capturing and preserving the high multiplicity of knowledge graphs.

In this regard, more advanced techniques for knowledge graph embedding are needed. Sec. 5.1 illustrates the three challenges of knowledge graph embedding and retrospects advanced techniques for overcoming these challenges. Sec. 5.2 retrospects the applications of knowledge graph embedding techniques in the recommendation from two perspectives: embedding-based and path-based, as well as highlights two promising research directions.

5.1. Three challenges of knowledge graph embedding

In general, knowledge graph embedding meets three challenges [329]: large-scale, multiplicity, and evolution. The large-scale challenge means that knowledge graphs are usually too enormous to be even completely observed, making general graph embedding techniques have difficulty in working with an acceptable computational complexity. The multiplicity of knowledge graphs refers to the following three main situations: (1) multi-typed nodes and single-typed edges, (2) single-typed nodes and multi-typed edges, (3) nodes and edges are both multi-typed. Capturing and preserving such multiplicity of knowledge graphs contributes to sufficiently utilizing the valuable information in knowledge graphs. However, for that purpose, general graph embedding techniques have inborn flaws, including the lack of versatile expert knowledge in designing meta paths for such complex knowledge graphs and the general inability of translation-based techniques in capturing higher-order topological features. In addition, the evolution of knowledge graphs brought from the constant and rapid growth of knowledge challenges the update of the embeddings once learned.

In the face of the large-scale challenge, graph neural networks (GNNs) [25, 330, 331] provide efficient frameworks for parallel computing and fast response. The rationale behind GNNs is the label propagation (or message passing) [332, 333] built on the assumption that each node and its features can be reconstructed with the help of its neighborhood in a graph. To achieve that, each node in GNNs consists of two components: aggregator and updater. The aggregator aggregates the features from a node’s neighborhood to build a context embedding. Then, the updater uses the context embedding as well as other input information to generate the embedding of the node. Furthermore, stacking K different nodes adjacent to each other or repeating the propagation K times on the same node can expand the receptive field of GNNs to K -hop graph neighborhoods. Under the framework of GNNs, transductive learning [334] and inductive learning [335, 336] are two primary strategies for label propagation, where the former aims to infer the labels of unlabelled nodes based on labeled ones and the latter aims to learn a global function for labeling. In detail, for example, the inductive learning strategy takes each node in a graph as both the receiver and disseminator of information from and to its neighborhood within specified hops, in which case the features of nodes are updated during such a continuous information exchanging process, a parallel computing process of label propagation that refines the embeddings of nodes until global convergence. Moreover, spectral methods [265, 337] achieve fast response by extracting a graph’s critical components based on spectral sparsification theory [338]. Generative graph methods [286, 339, 340] can further speed up the learning process on large-scale graphs by generating new relationships linking hidden semantic properties in knowledge graphs, such as analogical properties [339] and circular correlation [340], to equip knowledge graphs with enriched topological properties.

Regarding preserving the multiplicity of knowledge graphs, GNNs can capture both feature and topological dependence of knowledge graphs via the label propagation between nodes, for their rationale for composing the extracted multi-scale localized spatial features to construct highly expressive embeddings like convolutional neural network (CNN) [341] dose while being suitable for non-Euclidean data structure such as graphs. In addition, in terms of graph representations on which embedding techniques run, multi-viewed graphs [342, 343] provide a clearer representation to model heterogeneous graphs containing single-type nodes and multi-type edges (Fig. 13(a) gives examples). Multi-viewed graph embedding aims to integrate the information in different views together (termed as collaboration [344]) and at the same time to capture the distinctive properties carried in each view (termed as preservation [344]). In this way, the learned embeddings can preserve both the local features of nodes in different

homogeneous communities (i.e., views) as well as their global features. In technique, multi-viewed clustering [345–347] and multi-viewed matrix factorization [217, 348] were two attempts while lacking sufficient collaboration as a consequence of their simple and independent concatenations of the learned embeddings from different views. In fact, accomplishing both the collaboration and preservation contributes to a high performance of multi-viewed graph embedding. For such purposes, more efficient methods have been proposed recently. For instance, by building random walk pairs across different views, Mvn2Vec [344] can capture the global structure of a graph. In addition, for each node i , MNE [349] learns an overall-shared embedding $\mathbf{h}_i^c \in \mathbb{R}^d$ of it and also its distinctive embeddings $\mathbf{h}_i^v \in \mathbb{R}^s$ in a specific view v . After that, MNE combines \mathbf{h}_i^c and \mathbf{h}_i^v by $\mathbf{h}_i^v = \mathbf{h}_i^c + \omega^v \mathbf{X}^{vT} \mathbf{h}_i^v$ to realize the preservation and collaboration for node i , where $\mathbf{X}^{vT} \in \mathbb{R}^{s \times d}$ is a transformation matrix, and ω^v indicates the global importance of view v . Among these works, apparently, distributing proper importance weights ω^v to different views is essential [350], in which case the attention mechanism seems to be promising assistance.

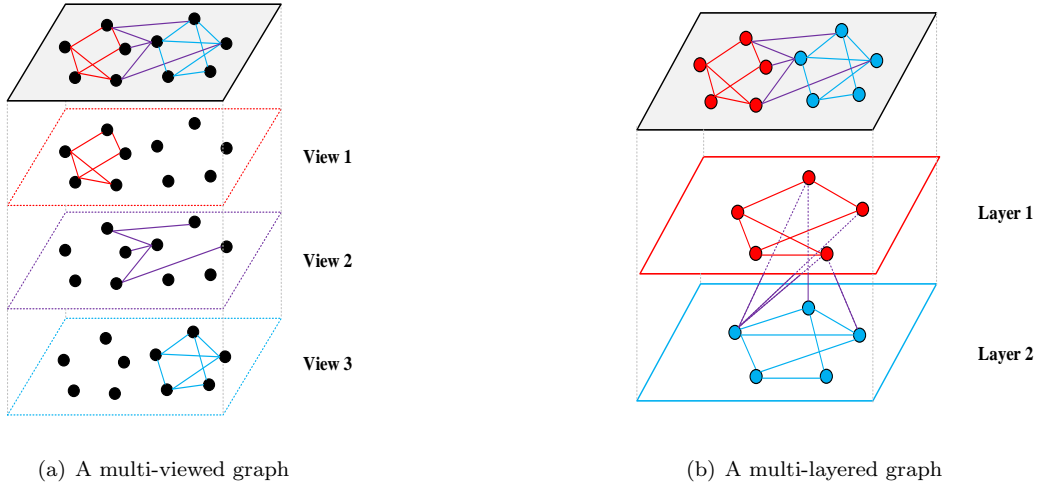


Figure 13: Examples of multi-viewed graphs and multi-layered graphs. In (a), the multi-viewed graph represents a heterogeneous graph containing single-typed nodes colored in black and three types of edges colored in red, blue, and purple, respectively, where each view represents a homogeneous component connected by edges in the same type. In (b), the multi-layered graph represents a heterogeneous graph containing two types of nodes and three types of edges by clustering the nodes into two layers colored in red and blue, respectively, where each layer contains nodes in the same type and the interconnections between layers are colored in purple.

As for the other situation of multiplicity where heterogeneous graphs contain nodes and edges both in multi-types, multi-layered graphs [351–353] provide another representation to model them. Multi-layered graphs have diverse forms in broad applications ranging from multi-scale graph embedding [354, 355] to cross-domain scenarios like critical infrastructure systems [356] and collaboration platforms [357]. Among them, the simplest one is the coupled heterogeneous graph containing two types of nodes and three types of edges (Fig. 13(b) gives examples). For example, when it comes to a knowledge graph about actors and movies, the two layers in Fig. 13(b) consist of an actor community representing cooperations between actors and a movie community representing category relations between movies, respectively. The edges between the two layers can represent the participation relationships between actors and movies. In technique, a variety of translation-based methods have been proposed recently for coupled heterogeneous graph embedding. For instance, as a node-oriented model, EOE [358] maps the embeddings of nodes in different layers to each other through an overall-shared harmonious matrix. However, such a node-oriented strategy could neglect the influences of inter-connection edges between different layers. To deal with that, an edge-oriented strategy [272, 359] is proposed to take into account the inter-connection edges. When coming to a multi-layered graph with enormous layers, applying meta path-based methods can achieve better efficiency. For instance, by building ruled random walks across different layers, PMNE [360] can capture the global topological features of a coupled heterogeneous graph. Furthermore, follow the previous example of an actor-movie knowledge graph, if the attributes of actors and movies need to be represented with nodes in multi-types in layers, a more complex multi-layered graph that can distinguish different types of nodes and edges is required, as shown in Fig. 14 for example. For that, promising models include GATNE-T/GATNE-I [361], DMNE [362], to name a few. A

common idea of these works is to apply fast learning algorithms to capture the heterogeneous information in each layer quickly and use an attention mechanism to learn their different importance.

Capturing and preserving the dynamics of knowledge graphs in the face of the evolution challenge has become a research direction in recent years. Benefit from the structure and the label propagation (or message passing) mechanism, GNNs can deal with dynamic graphs [331]. Other attempts include ctRBM [363], M²DNE [364], HTNE [365], and TGAT [366], to name a few. See [367] for an in-depth review.

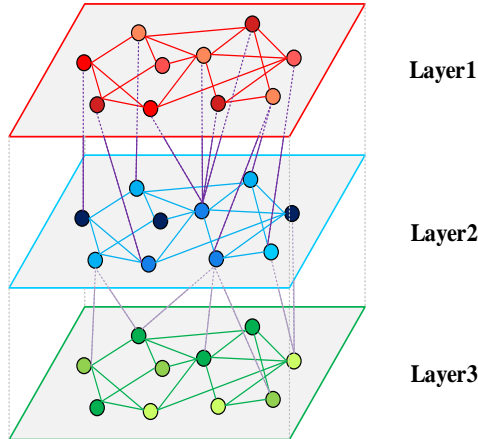


Figure 14: An example of complex multi-layered graphs. In the multi-layered cross-domain heterogeneous graph, intra-connections in each layer are one-typed that belong to a particular domain while the nodes are heterogeneous.

5.2. Recommendation involving knowledge

Embedding-based and path-based are two typical strategies for equipping the techniques retrospected in Sec. 5.1 in recommender systems to efficiently employ knowledge in the recommendation.

The embedding-based strategy is to learn the supplemental features of users and items from knowledge graphs as embeddings, which can be employed in the recommendation by such as the cross-domain recommendation methods and transfer learning retrospected in Sec. 3.1.4. Based on this strategy, a lot of works were carried out. For instance, kaHFM [368] learns item’s embeddings of semantic features from a textual knowledge graph as a supplement to the factorization machine (FM) [153]. By extracting the structure, textual, and visual features of items from three different knowledge graphs, CKE [369] constructs a synthetic embedding for each item as supplementary information. In general, since the efficiency of GNNs in preserving both entity features and relations of knowledge graphs, applying them to the embedding-based strategy is a common-used method [333, 370]. Among these works, for a user, how to accurately measure the high-order proximity between his interacted items and those far away named “remote” items in knowledge graphs is an open and important focus because the “remote” items are candidates of diverse recommendations to the user. For such purposes, for instance, KGCN [333] deepens the range of neighborhoods from one hop to multiple hops away, aiming to measure the proximity between nodes with a longer distance. Meanwhile, discriminating the unequal influences of a central node’s different neighbors is another focus. Based on GATs [292], KGAT [370] builds an attention-based aggregation learning different contribution weights from neighbors. Similarly, Hyper-Know [371] realizes that by building aggregations using hyperbolic attention with Einstein midpoint in hyperbolic space. In the training of these models, unobserved edges are usually taken as negative samples [87, 212]. However, Togashi et al. [372] argued that such a strategy for negative sampling could aggravate the cold start problem as a consequence of handing new items as negative samples, leading to biased and sub-optimal results toward already popularized items. To deal with the problem, Togashi et al. proposed KGPL applying pseudo-labeling [373] to distinguish possible weak-positive pairs in unobserved edges. Besides, more subsequent works [374, 375] have been devoted to this focus in recent years.

The path-based strategy, which is different from the embedding-based strategy learning supplementary features of users and items from knowledge graphs as embeddings, aims to achieve explainable recommendation [45, 48–50] via extracting user-item relations from knowledge graphs through random walking across multiple types of nodes and edges guided by designed meta paths, helping understand user’s preferences for items by

following the extracted user-item relations along multi-hop meta paths [299]. Intuitively, take Fig. 2(b) for example, *Avengers 2: age of ultron* seems to meet Alice’s preferences for movies by following the relations: $(Alice, Watched, Avengers4) \wedge (Avengers4, ProduceBy, TWDC) \wedge (TWDC, Produce, Avengers2)$ and $(Alice, Watched, Avengers4) \wedge (Avengers4, StarBy, Robert) \wedge (Robert, star, Avengers2)$, which shows *Avengers 2* is produced by the same company as that of *Avengers 4* and also has a common actor in *Avengers 4* that Alice watched in the past. It’s overt that the path-based strategy enables the recommendation to equip with reasoning and explainability abilities. In technique, the path-based strategy can conduct random walking to generate random walks on knowledge graphs where are integrated with user nodes and item nodes from bipartite graphs, in which case three issues include: (1) How to design reasonable meta paths to rule random walking? (2) How to measure user-item proximity in a random walk? (3) How to distinguish the different importance of multiple random walks in order to highlight the most valuable ones? In these issues, for instance, KPRN [299] learns the embeddings of nodes in each random walk. These embeddings can preserve the hidden sequential patterns between nodes and are used to learn a random walk’s embedding representing its holistic semantics through a long short-term memory (LSTM) [282]. Using these embeddings of random walks can measure the proximity of user-item pairs. Furthermore, by designing a weighted pooling layer, KPRN can also distinguish the different importance of multiple random walks between a user-item pair. However, the pooling layer implements based on enumeration of all possible random walks between a user-item pair, requiring a high computational complexity particularly on knowledge graphs with an enormous scale. Alternatively, Xian et al. [376] designed a soft reward strategy that can quickly highlight the valuable random walks between a user-item pair. Zhu et al. [73] further took into account user’s history click sequences for weight random walks. Recently, Chen et al. [300] argued that ignoring temporal factors in user-item interactions could result in less convincing and inaccurate recommendation explainability. For that, Chen et al. proposed TMER to construct item-item instance paths between consecutive items for the sequential recommendation.

In practice, there are two promising research directions of knowledge graph embedding-based recommendation. One is the conversational recommender system (CRS) [71, 377–379], which can chat with users, understand their expressions, and reason their preferences for items by using such as semantic knowledge and domain knowledge. The motivation of CRS lies in the substantial solution to the issue of user privacy infringement encountered by conventional recommendation systems, like those involving side information collected from user’s social and location information which is generally protected as privacy. Alternatively, CRS directly asks its needed information from users for the recommendation. In general, CRS consists of two components [380]: one is the dialog component, which is used to interpret human language into proper machine-readable forms and generate responses to users through a multi-round natural language conversational system [381, 382]. The other is the recommendation component reasoning user’s preferences by analyzing the content of user-machine conversations, based on which return recommendations to users. With the two components, CRS implements based on three stages: initiation, conversation, and display [383]. In detail, the dialog component initiates a conversation with users by raising a suitable question. Then, the conversation starts and continues to collect needed information from users through multi-round questions and answers. By analyzing the collected information, the recommendation component generates possible candidates and picks out the top-N ones as recommendations to users. The three stages repeatedly implement till the returned recommendations satisfy user preferences. In addition, since CRS implements reasoning by using knowledge graphs, the explainability of user’s preferences for items can also be realized. For example, suppose a user expressed his affection on *Avengers 2: age of ultron* and *Avengers 4: the final battle* in conversations, by using the knowledge graph in Fig. 2(b), CRS can infer that the user may also like other movies produced by TWDC or stared by Robert. In technique, CRS can be seen as a content-based recommendation method, building user’s profiles in the dialog component and matching them with item’s attributes (like reviews [380]) in the recommendation component. The item-oriented method [383–388] for CRS is the most common-used one, uncovering hidden relations between items by employing knowledge graphs. Furthermore, Zhou et al. [389] discovered that the word-level enrichment in conversations reveals user’s personal habits in word usage and is valuable to understand user’s preferences. In light of that, Zhou et al. proposed a word-oriented method to assist the item-oriented models in learning user embeddings. Recently, research into efficiently guiding users from non-recommendation scenarios to the desired one via proactive conversations has become a crucial direction of CRS [380, 390–392].

The other promising direction of knowledge graph embedding-based recommendation in practice is news recommender systems [393–396]. Because of their textual recommendation scenarios [397], there raises three more challenges for news recommender systems compared with those based on non-textual scenarios: first, the news is distinctly time-sensitive. In this case, the relevance to the reality makes the news fade away rapidly over time and the out-of-date news is replaced by new ones. Second, user’s interests in the news are topic-sensitive, diversified, and changeable related to current social focuses. Third, news language is generally comprised of professional knowledge

and common sense organized through logic, requiring sophisticated techniques combined with embedding and NLP to understand, reason, and preserve them. Equipping content-based recommendation methods with knowledge as external resources enable the learning and preservation of relatedness between news words as well as their latent knowledge-level connections. For instance, after identifying word entities in the news, DKN [397] employs an enormous knowledge graph to build relations between these word entities and constructs a small domain knowledge graph for each piece of news. Based on this knowledge graph, DKN learns the embeddings of news pieces by using a convolutional neural network (CNNs) [398].

5.3. Summary

Fig. 15 concisely organizes the key developments of knowledge graph embedding techniques (i.e., the inner part of the Fig.) and recommendation models based on these techniques (i.e., the outer part of the Fig.), respectively. Compared with those shown in Figs. 8 and 12, the developments of knowledge graph embedding techniques started relatively recently, and the breakthroughs are spurring the recommendation involving knowledge forwards the next stage of efficiently dealing with multiplex and evolving large-scale data. These novel techniques and methods seem to be also fit right to the recommendation based on general graph embedding.

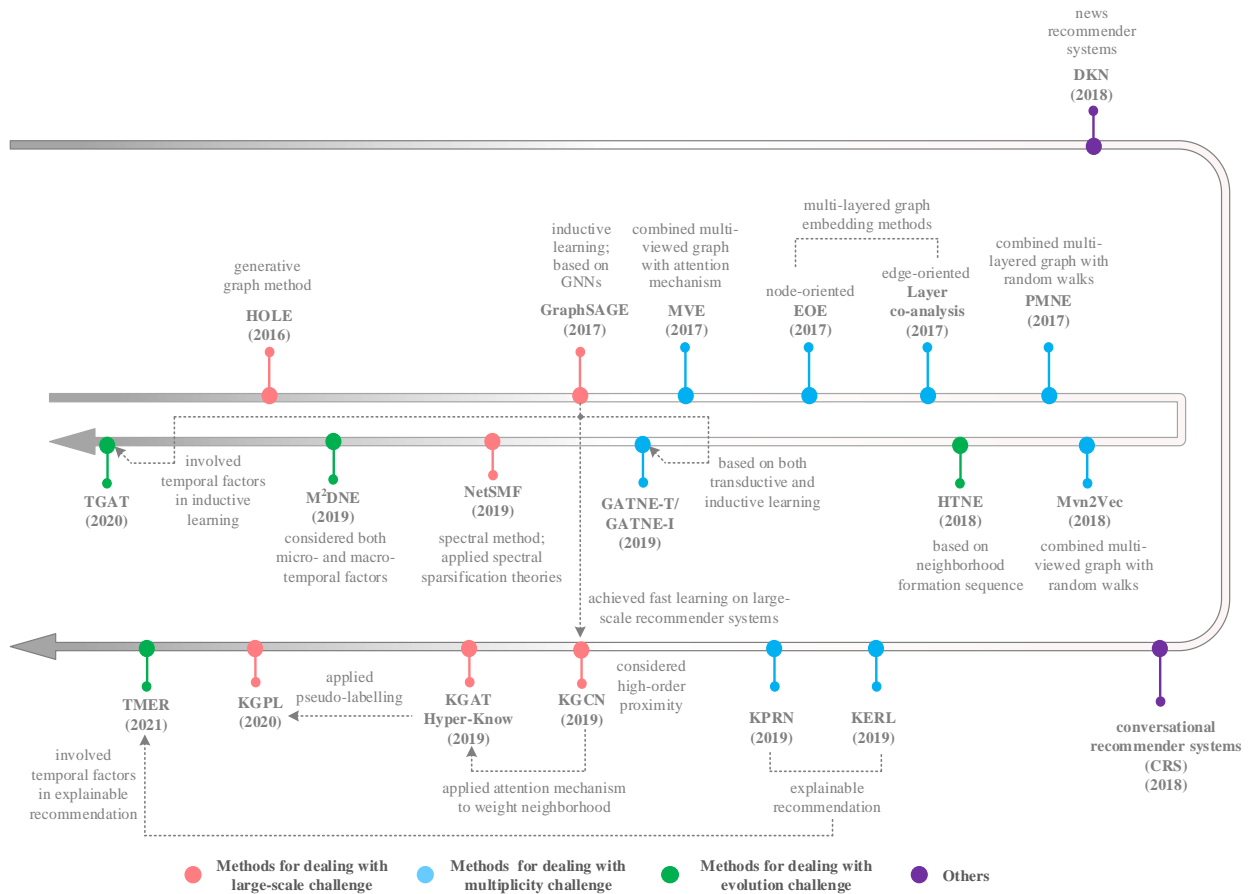


Figure 15: Timeline of key developments in knowledge graph embedding for the recommendation.

6. Performance evaluation

This section displays the results of simulation experiments on representative graph embedding-based recommendation models and the most common-used conventional recommendation models, comparing their pros and cons on six tasks related to different recommendation scenarios, data scales, and data sparsity and making a trade-off between them. Sec. 6.1 gives the experiment setups, including data sets, evaluation metrics, and evaluation models. Sec. 6.2 presents experimental results and analysis.

6.1. Experiment setups

Comprehensive evaluations on conventional recommendation models or graph embedding-based recommendation models as most of the existing works and some program libraries [399, 400] did, there still lacks enough comparisons between both of them under a unified task framework, obscuring research into the analysis of their respective strengths to complement each other. For that gap, this section designs simple recommendation tasks for predicting implicit and explicit user-item interactions and selects normal metrics for evaluations on several graph embedding-based and conventional recommendation models.

6.1.1. Data sets

The three data sets with different recommendation scenarios, data scales, and sparsity used in simulation experiments are described in Tab. 12. Among them, MovieLens 100K and MovieLens 1M are two data sets from a popular online movie recommender system named MovieLens allowing users to explicitly show their preferences for watched movies by rating in order to get new movie recommendations. The two data sets, as a control experimental group, both record user’s ratings on movies while being different from scales and sparsity, used to distinguish the performance of recommendation models in the same recommendation scenario but with different data scales and sparsity. In addition, another data set is Jester 617K, which is from a popular joke review platform allowing users to explicitly show their preferences for jokes, recording user’s ratings on jokes.

Table 12: Descriptions of data sets. *Density*, defined as the ratio of the observed number of interactions to the maximum possible number of interactions between all users and items, is used to quantify data sparsity. *Source* attaches the hyperlinks of the three public data sets used in simulation experiments.

Datasets	Users	Items	Observed interactions	Density(%)	Source
MovieLens 100K	610	9724	100836	1.7	https://grouplens.org/datasets/movielens/
MovieLens 1M	6040	3682	1000209	4.497	https://grouplens.org/datasets/movielens/
Jester 617K	24938	100	616913	24.738	http://eigentaste.berkeley.edu/dataset/

The ratings, as explicit user-item interactions, recorded in the three data sets are slightly different in value: the rating on item j given by user i in MovieLens 100K is constrained to $r_{ij}^{(100K)} \in [0.5, 5]$ with step 0.5, while in MovieLens 1M it is $r_{ij}^{(1M)} \in [1, 5]$ with step 1, and in Jester 617K it is $r_{ij}^{(617K)} \in [-10, 10]$ with step 0.0005. For unity, $r_{ij}^{(617K)} \in [-10, 10]$ is normalized to $\bar{r}_{ij}^{(617K)} \in [0, 5]$ by $\bar{r}_{ij}^{(617K)} = 5 \times \frac{r_{ij}^{(617K)} - (-10)}{10 - (-10)}$. Furthermore, by converting the ratings no less than 3 into value 1 while the rest of the ratings less than 3 into value 0, the corresponding implicit user-item interactions can be constructed. In this way, six different recommendation tasks are designed for evaluations on recommendation models.

To perform the evaluations, each of the data sets organized into tuples (user, item, rating/0/1) is randomly split into a training set (80% of the data set) and a test set (20% of the data set). Following that, the recommendation implements based on the observed interactions in the training set, generating a recommendation list for each user; then, the hit rate of the recommendation list can be calculated by checking how many items recommended to each user meet the observed interacted ones according to the test set. However, such a split strategy inevitably yields deviations of the recommendation accuracy based on different realizations (i.e., different randomly split training-test sets). To assure the reliability of results, 20 randomly generated realizations are used to implement each of the six recommendation tasks repeatedly and independently in order to obtain the average and standard deviation of results based on the 20 realizations.

6.1.2. Evaluation metrics

The evaluation metrics [401, 402] used in simulation experiments include *mean absolute error (MAE)* [403] and *root mean squared error (RMSE)* [296, 403] for evaluations on recommendation accuracy in predicting explicit user-item interactions, and *Precision* [317], *Recall* [317, 324], and *Rank* [404] for those in predicting implicit user-item interactions.

Specifically, denote the training sets and test sets as \mathcal{T}_r and \mathcal{T}_e , respectively, in which only the users and items that appear both in the training sets and test sets remain while the ones not satisfying the condition as well as the corresponding interactions between them are removed. Denote the observed rating on item j by user i in the test

set as r_{ij} and the predicted one as \hat{r}_{ij} . Then, MAE and RMSE are defined as

$$\text{MAE} = \frac{1}{|\mathcal{T}_e|} \sum_{(i,j) \in \mathcal{T}_e} |r_{ij} - \hat{r}_{ij}|, \quad (6.1)$$

$$\text{RMSE} = \left(\frac{1}{|\mathcal{T}_e|} \sum_{(i,j) \in \mathcal{T}_e} (r_{ij} - \hat{r}_{ij})^2 \right)^{\frac{1}{2}}. \quad (6.2)$$

Intuitively, MAE and RMSE quantify the overall deviation between r_{ij} and \hat{r}_{ij} , where a smaller value indicates a better recommendation accuracy.

For a user i , denote the generated recommendation list containing the top L predicted items in which the user might be most likely to be interested as \mathcal{O}_i ; and denote the items that the user has interacted with within the test set as \mathcal{S}_i . Suppose there are M users in the test set; then Precision and Recall are defined as

$$\text{Precision} = \frac{\sum_{i=1}^M |\mathcal{O}_i \cap \mathcal{S}_i|}{ML}, \quad (6.3)$$

$$\text{Recall} = \frac{\sum_{i=1}^M |\mathcal{O}_i \cap \mathcal{S}_i|}{|\mathcal{T}_e|}, \quad (6.4)$$

For simulation experiments in this section, $L = 50$. Intuitively, Precision and Recall quantify the hit rate of a recommendation list (i.e., in a recommendation list the proportion of items meeting a user’s interacted items within the test set) in two different methods. A greater Precision or Recall indicates a better recommendation accuracy.

Rank is a more fine-grain metric to evaluate the recommendation accuracy. For a user i , denote the Rank of each of his interacted item $j \in \mathcal{S}_i$ by $R_{ij} = \frac{1}{\log_2(p_j + 2)}$ if item j appears in \mathcal{O}_i , where p_j is the ranking position of item j in \mathcal{O}_i that ranging from 0 to L , and 0 otherwise; then, the overall Rank of items in \mathcal{T}_e is defined as

$$\text{Rank} = \frac{1}{|\mathcal{T}_e|} \sum_{(i,j) \in \mathcal{T}_e} R_{ij}. \quad (6.5)$$

A greater overall Rank indicates a better recommendation accuracy.

6.1.3. Evaluated models

From Secs. 3, 4, and 5, the representative graph embedding-based recommendation models pioneering subsequent variants in each category are partially selected as evaluated models in simulation experiments. As benchmarks, some of the most commonly used conventional recommendation models are selected. Tab. 13 gives an overview of them.

Table 13: Evaluation models. Corresponding to the data sets, recommendation tasks in simulation experiments are divided into two aspects: predicting explicit and implicit user-item interactions.

Recommendation tasks	Graph embedding-based models	Conventional models (benchmarks)
Predicting explicit user-item interactions	FunkSVD, PMF, FM, AutoRec	Overall Average, UserKNN, ItemKNN
Predicting implicit user-item interactions	GMF, MLP, NCF, TransE	UserKNN, ItemKNN, HybridKNN HeatS, ProbS, HybridS

In detail, for recommendation tasks for predicting explicit user-item interactions, three graph embedding-based recommendation models: FunkSVD [79], probabilistic matrix factorization (PMF) [181], and AutoRec [301] are selected from Secs. 3.1.1, 3.1.2, and 4.1.3, respectively. Besides, the factorization machine (FM) [153] selected from Sec.3.1.1 is a representative work tackling the sparsity problem. Meanwhile, as benchmarks, three conventional recommendation models including Overall Average, user-based k-nearest neighbor collaborative filtering (UserKNN) [405], and item-based k-nearest neighbor collaborative filtering (ItemKNN) [28] are selected, among which Overall Average [13] takes a user’s averaged rating on items in the training set as the predicted rating on his non-interacted items; UserKNN is illustrated in Sec. 2.1.4 and ItemKNN is an item-oriented version of UserKNN; HybridKNN is a combination of UserKNN and ItemKNN. The recommendation accuracy of these models in predicting explicit user-item interactions is evaluated by MAE and RMSE.

As for recommendation tasks for predicting implicit user-item interactions, three graph embedding-based recommendation models are selected from Sec. 3.1.3, including generalized matrix factorization (GMF) [195], multi-layer perceptron (MLP) [195, 406], and neural collaborative filtering (NCF) [195]. Besides, another is TransE [251] selected from Sec. 4.1.1, used to explore the performance of the application of models oriented to general graphs on bipartite graphs. Meanwhile, six conventional recommendation models, including UserKNN [405], ItemKNN [28], hybrid k-nearest neighbor collaborative filtering (HybridKNN) [407], heat spreading algorithm (HeatS) [29], probabilistic spreading algorithm (ProbS) [30], and hybrid spreading (HybridS) [408], are selected as benchmarks, among which HeatS, ProbS, and HybridS are models established on theories of physical dynamics, and HybridS combines the advantages of ProbS oriented to high recommendation accuracy and HeatS oriented to high recommendation diversity [409]. The recommendation accuracy of these models in predicting implicit user-item interactions is evaluated by Precision, Recall, and Rank.

6.2. Results and analysis

On the basis of the experiment setups, the simulation results of recommendation models in predicting explicit and implicit user-item interactions are shown in Tabs. 14 and 15, respectively. The hyper-parameter settings of evaluated models are given in Tab. A1 in Appendix A.

6.2.1. Predicting explicit user-item interactions

In predicting explicit user-item interactions (i.e., ratings), graph embedding-based models overall outperform conventional models in recommendation accuracy, in which case this advantage of graph embedding-based models becomes more salient with the increase of data scales while data sparsity seems not to be a decisive factor. However, graph embedding-based models are overall less stable than conventional models.

As shown in Tab. 14, the averaged MAE of graph embedding-based models on MovieLens 100K, Jester 617K, and MovieLens 1M, which are sorted by data scales in ascending order, are 4.33% lower, 6.23% lower, and 15.76% lower than that of conventional models, respectively; at the same time, in terms of the averaged RMSE, it is 2.76% higher, 5.05% higher, and 6.74% lower than that of conventional models, respectively. Apparently, with the increase of data scales, the averaged MAE and RMSE of graph embedding-based models are getting overall lower values than those of conventional models. It seems that the machine learning methodology adopted by graph embedding-based models exerts in this case, benefiting from the better data fitting performance based on larger data volume. However, concerning data sparsity, the results in Tab. 14 seem to show nothing of its role because the increase of density from MovieLens 100K to MovieLens 1M brings overall greater advantages in MAE and RMSE of graph embedding-based models beyond conventional models, but that is opposite as the density continues to increase from MovieLens 1M to Jester 617K. These results are insufficient to prove the existence of an optimal data sparsity making the overall recommendation accuracy of graph embedding-based models better than that of conventional models. On the other hand, Tab. 14 shows that graph embedding-based models have higher standard deviations of the averaged MAE and averaged RMSE than those of conventional models on the three data sets, manifesting the overall lower stability of graph embedding-based models compared with conventional models.

Table 14: Results on explicit user-item interactions. All results are averaged over 20 realizations, and the value in brackets is the standard deviation. To make the comparison clearer, the comparatively lower averaged MAE and averaged RMSE on each data set are in bold. Note that n.a. indicates that FunkSVD failed on Jester617K as a consequence of the gradient disappearance and explosion [410].

Data sets	MovieLens 100K		MovieLens 1M		Jester 617K	
Metrics	MAE	RMSE	MAE	RMSE	MAE	RMSE
Overall Average	0.827 (0.005)	0.909 (0.003)	0.934 (0.001)	0.966 (0.001)	1.144 (0.031)	1.070 (0.015)
UserKNN	0.697 (0.004)	0.906 (0.005)	0.772 (0.001)	0.977 (0.001)	0.960 (0.024)	1.185 (0.030)
ItemKNN	0.717 (0.004)	0.906 (0.005)	0.719 (0.001)	0.908 (0.001)	0.915 (0.021)	1.131 (0.027)
Avg.	0.747 (0.003)	0.907 (0.004)	0.808 (0.001)	0.950 (0.001)	1.006 (0.025)	1.129 (0.024)
FunkSVD	0.705 (0.005)	0.918 (0.006)	0.693 (0.002)	0.887 (0.002)	n.a.	n.a.
PMF	0.740 (0.006)	0.969 (0.008)	0.694 (0.006)	0.882 (0.007)	0.897 (0.019)	1.132 (0.025)
FM	0.678 (0.009)	0.881 (0.006)	0.682 (0.005)	0.870 (0.003)	0.892 (0.019)	1.123 (0.027)
AutoRec	0.742 (0.006)	0.959 (0.007)	0.724 (0.003)	0.919 (0.004)	1.053 (0.046)	1.304 (0.067)
Avg.	0.716 (0.007)	0.932 (0.007)	0.698 (0.004)	0.890 (0.004)	0.947 (0.028)	1.186 (0.119)

In addition, it can be observed in Tab. 14 that FM outperforms all other models in recommendation accuracy on the three data sets. It seems that the rationale for modeling all interactions between variables behind FM helps

uncover richer patterns hidden in sparse data for a more accurate recommendation, particularly on MovieLens 100K with the lowest data density. This observation encourages the research into models like FM that are based on small and sparse data sets but can achieve high recommendation accuracy. Sort of similar to few-shot learning [411, 412], it might be a potential direction of future breakthrough.

6.2.2. Predicting implicit user-item interactions

In predicting implicit user-item interactions (i.e., 0/1), graph embedding-based models overall underperform conventional models in recommendation accuracy on the three data sets, in which case recommendation scenario seems to be a decisive factor. Meanwhile, the lower stability of graph embedding-based models than conventional models also embodies in these tasks.

Table 15: Results on implicit user-item interactions. The length of the recommendation list is set at 50 (indicated by @50). All results are averaged over 20 realizations, and the value in brackets is the standard deviation. To make the comparison clearer, the comparatively higher averaged Precision, averaged Recall, and averaged Rank on each data set are in bold. **Note that, for conventional models, HeatS oriented to recommendation diversity is not taken into account for the averaged results of recommendation accuracy.**

MovieLens 100K			
Metrics	Precision@50	Recall@50	Rank@50
UserKNN	0.126 (0.002)	0.247 (0.003)	0.078 (0.001)
ItemKNN	0.125 (0.002)	0.245 (0.003)	0.079 (0.001)
HybridKNN	0.141 (0.002)	0.274 (0.003)	0.089 (0.001)
HeatS	0.013 (0.001)	0.024 (0.001)	0.017 (0.051)
ProbS	0.120 (0.002)	0.235 (0.003)	0.075 (0.001)
HybridS	0.128 (0.002)	0.251 (0.004)	0.080 (0.001)
Avg.	0.128 (0.002)	0.250 (0.003)	0.080 (0.001)
GMF	0.099 (0.003)	0.192 (0.005)	0.057 (0.002)
MLP	0.072 (0.004)	0.140 (0.009)	0.040 (0.003)
NCF	0.117 (0.006)	0.228 (0.011)	0.072 (0.004)
TransE	0.055 (0.002)	0.107 (0.004)	0.032 (0.001)
Avg.	0.086 (0.004)	0.167 (0.007)	0.050 (0.003)
MovieLens 1M			
Metrics	Precision@50	Recall@50	Rank@50
UserKNN	0.155 (0.000)	0.280 (0.001)	0.086 (0.000)
ItemKNN	0.157 (0.000)	0.283 (0.001)	0.086 (0.000)
HybridKNN	0.178 (0.000)	0.322 (0.001)	0.100 (0.000)
HeatS	0.058 (0.002)	0.104 (0.004)	0.021 (0.001)
ProbS	0.127 (0.001)	0.230 (0.001)	0.072 (0.000)
HybridS	0.143 (0.000)	0.259 (0.001)	0.082 (0.000)
Avg.	0.152 (0.000)	0.275 (0.001)	0.085 (0.000)
GMF	0.137 (0.004)	0.248 (0.007)	0.071 (0.003)
MLP	0.100 (0.014)	0.181 (0.026)	0.041 (0.008)
NCF	0.120 (0.015)	0.216 (0.027)	0.050 (0.009)
TransE	0.050 (0.006)	0.089 (0.011)	0.024 (0.003)
Avg.	0.102 (0.010)	0.184 (0.018)	0.047 (0.006)
Jester 617K			
Metrics	Precision@50	Recall@50	Rank@50
UserKNN	0.034 (0.001)	0.755 (0.020)	0.331 (0.005)
ItemKNN	0.040 (0.000)	0.906 (0.002)	0.383 (0.001)
HybridKNN	0.041 (0.000)	0.913 (0.002)	0.389 (0.001)
HeatS	0.037 (0.000)	0.836 (0.003)	0.288 (0.004)
ProbS	0.042 (0.000)	0.948 (0.001)	0.414 (0.001)
HybridS	0.042 (0.000)	0.948 (0.001)	0.419 (0.001)
Avg.	0.040 (0.000)	0.894 (0.005)	0.387 (0.002)
GMF	0.039 (0.006)	0.879 (0.143)	0.332 (0.081)
MLP	0.042 (0.001)	0.939 (0.021)	0.358 (0.013)
NCF	0.042 (0.000)	0.946 (0.002)	0.365 (0.015)
TransE	0.031 (0.002)	0.705 (0.046)	0.215 (0.025)
Avg.	0.039 (0.002)	0.867 (0.053)	0.318 (0.036)

As shown in Tab. 15, the relative percentages on the averaged Precision@50, averaged Recall@50, and averaged Rank@50 that graph embedding-based models lower than conventional models are 48.84%, 49.70%, and 60% on MovieLens 100K, respectively; and those on MovieLens 1M are 49.02%, 49.46%, and 80.85%, respectively; and on

Jester 614K they are 2.56%, 3.11%, and 21.70%, respectively. From these results, it seems that data scale and sparsity are not decisive factors in recommendation accuracy. In detail, increasing data scale no longer brings consistent improvement in recommendation accuracy: from Jester 617K to MovieLens 1M, the averaged Precision, averaged Recall, and averaged Rank of graph embedding-based models are lower than those of conventional models in a wider gap, while the case from MovieLens 100K to Jester 617K is the opposite. Meanwhile, it can be observed that decreasing data sparsity can shorten the accuracy gap between graph embedding-based and conventional models by comparing their averaged results on MovieLens 1M and Jester 617K, while this case does not hold revealed on MovieLens 100K and MovieLens 1M. The decisive factor influencing recommendation accuracy most likely lies in the recommendation scenario showing a distinctive difference in the relative number of users and items, for that of Jester 617K, a joke recommendation scenario dominated by the number of users, is distinguished from the cases on MovieLens 100K and 1M about a movie recommendation scenario. When concerning the stability of models, apparently, conventional recommendation models outperform graph embedding-based models in terms of the standard deviations of their averaged results on all three data sets.

6.3. Summary

In conclusion, based on the above simulation results, this section proposes some constructive suggestions on making a trade-off between graph embedding-based and conventional recommendation in different recommendation tasks and some open questions for future research.

The graph embedding-based and conventional recommendation perform distinctively for different tasks. (1) As for recommendation accuracy, graph embedding-based recommendation is a prior choice in predicting explicit user-item interactions, especially when the data scale is large. Meanwhile, in predicting implicit user-item interactions, conventional recommendation maintains a priority to graph embedding-based recommendation without considering the utilization of side information and knowledge. (2) When concerning stability, the conventional recommendation is always a prior choice benefit from its less adjustment for hyper-parameters compared with graph embedding-based recommendation. (3) In addition, recommendation efficiency is also an essential factor to be taken into account especially for practical applications. In this regard, graph embedding-based recommendation is always considered as a priority because of its rationale for reusing the embeddings once learned for the recommendation.

In practice, recommender systems usually involve both the tasks for predicting explicit and implicit user-item interactions; and they intrinsically develop from small to large in data scale and from sparse to dense in data sparsity, especially since the utilization of side information and knowledge to enrich user-item relations. Correspondingly, the trade-off between graph embedding-based and conventional recommendation usually varies in these different development stages of recommender systems. In the early stages, the conventional recommendation can perform well on a small data scale, and at the same time its better explainability compared with graph embedding-based recommendation provides clearer views on user behaviors, which is the direct feedback for guiding a more adaptive model configuration. With the increase of data scale when advancing into the following stages of recommender systems, graph embedding-based recommendation should gradually dominate the model configuration for better recommendation efficiency and accuracy. In the long run, a versatile configuration mixing conventional and graph embedding-based recommendation models in order to complement each other with their respective advantages is an optimal strategy for improving recommender systems.

However, there still remain few open questions: (1) Does data sparsity influence a model’s recommendation performance? If it does, how? (2) How to select appropriate models for a specific recommendation scenario? (3) When designing a recommendation model, is it better to adopt a task-oriented strategy or a generalization-oriented strategy?

7. Discussions and outlook

The rapid development of computing resources and machine learning methodology contributes to the prevalence of graph embedding-based recommendation. In summary, as retrospected in this article, bipartite graph embedding-based recommendation provides flexible frameworks with high extensibility and can capture the dynamics in user-item interactions while usually being incompatible for efficiently accommodating side information and knowledge. General graph embedding-based recommendation fills this gap. Knowledge graph embedding-based recommendation further enhances the abilities in capturing and preserving the multiplicity and evolution of large-scale data. However, among them, flaws and challenges also exist as illustrated in this article. For that, complementing them to each other with their respective unique advantages by such as combining embedding-based methods with path-based methods or extending shallow models to deep learning versions like deep matrix factorization [413] is seemly promising.

To the end, this section puts forward some open questions of graph embedding-based recommendation as well as potential solutions as follows.

To promote model accuracy, how can analysis on graph topology contribute to graph embedding-based recommendation? In making great strides in recommender systems from conventional to graph embedding-based recommendation, are we really achieve much progress on its performance? This debate has been raised more than once in recent years, where Dacrema et al. [63] threw cold water on the recent DNN-based recommendation and proved that conventional recommendation models can outperform graph embedding-based ones in tasks for predicting implicit user-item interactions. This conclusion is also verified and extended by the simulation results in Sec. 6. In terms of that, graph topology analysis behind conventional recommendation seemly still plays an essential role. Indeed, recent works combining graph topology analysis on, for example, subgraphs, motifs, and neighborhoods with graph embedding-based recommendation promoted the performance of such as random walking. For future research, analyzing higher-order graph topology [414–417], namely network cycles, cliques, and cavities, is seemly valuable, for such topology is able to uncover higher-order relations between nodes in graph representations beyond pair-wise relations as most current methods constrained to and reveal higher-order dependencies between nodes. For its combinations with graph embedding-based recommendation, it is positive that utilizing higher-order graph topology to guide random walking, to refine or reconstruct graph representations for more sufficient expression beyond the conventional three categories in Sec. 2.1.2 (like what hypergraphs [416, 418] do), and to guide label propagation (or message passing) in GNNs seemly are three promising breakthroughs.

How to realize the explainability of graph embedding-based recommendation? Explainable recommendation drives the evolution of recommendation models from machine perceptual learning based on data fitting to machine cognitive learning for reasoning, long regarded as one of the points in fully understanding user’s preferences for items and assuring high model reliability affecting user’s trust in recommendations and helping uncover the black-box from which the mechanism of graph embedding-based recommendation can be reflected and improved. For such purposes, future research directions seemly include knowledge-based explainable recommendation [45, 48–50], causal learning (causal inference) [52–58], and neural network interpretability [51].

What are promising strategies for protecting user privacy in the recommendation? In practice, explicit interactions are one primary source for the recommendation, and side information like social networks is usually a key point in promoting recommendation performance. However, users might be loath to share with recommender systems their explicit interactions with items directly carrying preferences or their social networks, preventing their privacy data from leak and infringement by the public. For this reason, in the future, how to perceive user preferences from the frequency (e.g., click or play counts and viewing time) of implicit user-item interactions would be an essential focus. On the other hand, instead of escaping from utilizing such privacy-sensitive information, federated learning [51, 419, 420] is a promising strategy, which employs user’s private data in distributed training for model parameters on user’s local devices, and then uploads these learned parameters to the terminal server almost without carrying only privacy data. Since user’s local devices could be poor in computing, efficient embedding techniques for large-scale data are necessary. Furthermore, once the explainable recommendation is realized, the elements of embeddings will be given practical meanings, which might be used to reason user’s privacy information such as their preferences for items or anything like that. In this case, how to ensure transmission confidentiality seemly is a necessary issue on federated learning.

What would be the overlaps between graph embedding-based recommendation and other disciplines? Effectively and efficiently involving rich information in the recommendation requires sufficient identification and preservation of hidden patterns and multiplicity in the information by, for example, identifying different tie strengths in social networks and distinguishing possible abundant semantics from knowledge, in which case techniques of such as community detection and language representation and reasoning play essential roles. In this consideration, social sciences and natural language processing (NLP) seemly are two fields most likely overlapping with research into graph embedding-based recommendation, particularly since conversational recommender systems (CRS) has become a promising solution to user privacy protection and explainable recommendation, where the techniques of CRS in semantic sentiment analysis and dialogue system are largely based on NLP.

In the future, recommender systems will be a perpetual theme in the information age, as long as users have the demand to quickly access their preferred information from millions of candidates and commercials aim to efficiently reap profits from their products through Precise Marketing. The rise of graph embedding-based recommendation is just starting, and challenges are facing, as well as various promising focuses are inspired. Expanding the research into graph embedding-based recommendation from the current focus on recommendation accuracy to improving the diversity and novelty of recommendation would broaden its potential applications. Opening up more applications of graph embedding-based recommendation in real life will give full play to its social and commercial values.

Acknowledgements

The author acknowledges Linyuan Lü for her valuable discussions and Shuqi Xu for her helpful remarks, as well as Xu Na for her suggestions on figures and tables, and Hao Wang for his suggestions on the abstract.

References

- [1] L. Cai, Y. Zhu, The challenges of data quality and data quality assessment in the big data era, *Data science journal* 14 (2015).
- [2] H. Fang, Z. Zhang, C. J. Wang, M. Daneshmand, C. Wang, H. Wang, A survey of big data research, *IEEE network* 29 (2015) 6–9.
- [3] X. Zhao, X. Liu, X. Li, Tracking the spread of novel coronavirus (2019-ncov) based on big data, *medRxiv* (2020).
- [4] S. H. Jain, M. Rosenblatt, J. Duke, Is big data the new frontier for academic-industry collaboration?, *Jama* 311 (2014) 2171–2172.
- [5] A. Kumar, S. R. Sangwan, A. Nayyar, Multimedia social big data: Mining, in: *Multimedia big data computing for IoT applications*, Springer, 2020, pp. 289–321.
- [6] D. Laney, et al., 3d data management: Controlling data volume, velocity and variety, *META group research note* 6 (2001) 1.
- [7] J. Jacoby, Perspectives on information overload, *Journal of consumer research* 10 (1984) 432–435.
- [8] K. Bontcheva, G. Gorrell, B. Wessels, Social media and information overload: Survey results, *arXiv preprint arXiv:1306.0813* (2013).
- [9] W. Hersh, Information retrieval, in: *Biomedical Informatics*, Springer, 2021, pp. 755–794.
- [10] X. Wu, X. Zhu, G.-Q. Wu, W. Ding, Data mining with big data, *IEEE transactions on knowledge and data engineering* 26 (2013) 97–107.
- [11] P. Resnick, H. R. Varian, Recommender systems, *Communications of the ACM* 40 (1997) 56–58.
- [12] F. Ricci, L. Rokach, B. Shapira, Introduction to recommender systems handbook, in: *Recommender systems handbook*, Springer, 2011, pp. 1–35.
- [13] L. Lü, M. Medo, C. H. Yeung, Y.-C. Zhang, Z.-K. Zhang, T. Zhou, Recommender systems, *Physics reports* 519 (2012) 1–49.
- [14] S. Xu, Q. Zhang, L. Lü, M. S. Mariani, Recommending investors for new startups by integrating network diffusion and investors’ domain preference, *Information Sciences* 515 (2020) 103–115.
- [15] Y. Himeur, A. Alsalemi, A. Al-Kababji, F. Bensaali, A. Amira, C. Sardianos, G. Dimitrakopoulos, I. Varlamis, A survey of recommender systems for energy efficiency in buildings: Principles, challenges and prospects, *Information Fusion* 72 (2021) 1–21.
- [16] M. Singh, Scalability and sparsity issues in recommender datasets: a survey, *Knowledge and Information Systems* 62 (2020) 1–43.
- [17] N. Idrissi, A. Zellou, A systematic literature review of sparsity issues in recommender systems, *Social Network Analysis and Mining* 10 (2020) 1–23.
- [18] B. Lika, K. Kolomvatsos, S. Hadjiefthymiades, Facing the cold start problem in recommender systems, *Expert Systems with Applications* 41 (2014) 2065–2073.
- [19] J. Gope, S. K. Jain, A survey on solving cold start problem in recommender systems, in: *2017 International Conference on Computing, Communication and Automation (ICCCA)*, IEEE, 2017, pp. 133–138.
- [20] S. N. Gondaliya, K. Amin, Solutions to the cold start problem in recommender system: a survey, *Journal of Software Engineering Tools & Technology Trends* 5 (2019) 14–21.
- [21] R. Sethi, M. Mehrotra, Cold start in recommender systems—a survey from domain perspective, in: *Intelligent Data Communication Technologies and Internet of Things: Proceedings of ICICI 2020*, Springer Singapore, 2021, pp. 223–232.
- [22] Z. Sun, Q. Guo, J. Yang, H. Fang, G. Guo, J. Zhang, R. Burke, Research commentary on recommendations with side information: A survey and research directions, *Electronic Commerce Research and Applications* 37 (2019) 100879.
- [23] Q. Guo, Z. Sun, Y.-L. Theng, Exploiting side information for recommendation, in: *International Conference on Web Engineering*, Springer, 2019, pp. 569–573.
- [24] G. Weikum, L. Dong, S. Razniewski, F. Suchanek, Machine knowledge: Creation and curation of comprehensive knowledge bases, *arXiv preprint arXiv:2009.11564* (2020).
- [25] Y. Gao, Y.-F. Li, Y. Lin, H. Gao, L. Khan, Deep learning on knowledge graph for recommender system: A survey, *arXiv preprint arXiv:2004.00387* (2020).
- [26] Q. Guo, F. Zhuang, C. Qin, H. Zhu, X. Xie, H. Xiong, Q. He, A survey on knowledge graph-based recommender systems, *IEEE Transactions on Knowledge and Data Engineering* (2020).
- [27] B. M. Sarwar, Sparsity, scalability, and distribution in recommender systems, University of Minnesota, 2001.
- [28] B. Sarwar, G. Karypis, J. Konstan, J. Riedl, Item-based collaborative filtering recommendation algorithms, in: *Proceedings of the 10th international conference on World Wide Web*, 2001, pp. 285–295.

- [29] Y.-C. Zhang, M. Blattner, Y.-K. Yu, Heat conduction process on community networks as a recommendation model, *Physical review letters* 99 (2007) 154301.
- [30] Y.-C. Zhang, M. Medo, J. Ren, T. Zhou, T. Li, F. Yang, Recommendation model based on opinion diffusion, *EPL (Europhysics Letters)* 80 (2007) 68003.
- [31] P. Goyal, E. Ferrara, Graph embedding techniques, applications, and performance: A survey, *Knowledge-Based Systems* 151 (2018) 78–94.
- [32] C. Yang, Z. Liu, C. Tu, C. Shi, M. Sun, Network embedding: Theories, methods, and applications, *Synthesis Lectures on Artificial Intelligence and Machine Learning* 15 (2021) 1–242.
- [33] S. Bhagat, G. Cormode, S. Muthukrishnan, Node classification in social networks, in: *Social network data analytics*, Springer, 2011, pp. 115–148.
- [34] A. M. Khattak, R. Batool, F. A. Satti, J. Hussain, W. A. Khan, A. M. Khan, B. Hayat, Tweets classification and sentiment analysis for personalized tweets recommendation, *Complexity* 2020 (2020).
- [35] S. Verma, Z.-L. Zhang, Hunt for the unique, stable, sparse and fast feature learning on graphs, in: *Proceedings of the 31st International Conference on Neural Information Processing Systems*, 2017, pp. 87–97.
- [36] A. Narayanan, M. Chandramohan, R. Venkatesan, L. Chen, Y. Liu, S. Jaiswal, graph2vec: Learning distributed representations of graphs, *arXiv preprint arXiv:1707.05005* (2017).
- [37] A. Galland, M. Lelarge, Invariant embedding for graph classification, in: *ICML 2019 Workshop on Learning and Reasoning with Graph-Structured Data*, 2019.
- [38] H. Chen, H. Koga, Gl2vec: Graph embedding enriched by line graphs with edge features, in: *International Conference on Neural Information Processing*, Springer, 2019, pp. 3–14.
- [39] H. Wang, Y. Deng, L. Lü, G. Chen, Hyperparameter-free and explainable whole graph embedding, *arXiv preprint arXiv:2108.02113* (2021).
- [40] D. Liben-Nowell, J. Kleinberg, The link-prediction problem for social networks, *Journal of the American society for information science and technology* 58 (2007) 1019–1031.
- [41] L. Lü, T. Zhou, Link prediction in complex networks: A survey, *Physica A: statistical mechanics and its applications* 390 (2011) 1150–1170.
- [42] A. Rossi, D. Barbosa, D. Firmani, A. Matinata, P. Merialdo, Knowledge graph embedding for link prediction: A comparative analysis, *ACM Transactions on Knowledge Discovery from Data (TKDD)* 15 (2021) 1–49.
- [43] A. Kumar, S. S. Singh, K. Singh, B. Biswas, Link prediction techniques, applications, and performance: A survey, *Physica A: Statistical Mechanics and its Applications* 553 (2020) 124289.
- [44] K. Wang, T. Zhang, T. Xue, Y. Lu, S.-G. Na, E-commerce personalized recommendation analysis by deeply-learned clustering, *Journal of Visual Communication and Image Representation* 71 (2020) 102735.
- [45] Y. Zhang, X. Chen, Explainable recommendation: A survey and new perspectives, *arXiv preprint arXiv:1804.11192* (2018).
- [46] M. I. Jordan, T. M. Mitchell, Machine learning: Trends, perspectives, and prospects, *Science* 349 (2015) 255–260.
- [47] S. Sun, Z. Cao, H. Zhu, J. Zhao, A survey of optimization methods from a machine learning perspective, *IEEE transactions on cybernetics* 50 (2019) 3668–3681.
- [48] J. Gao, X. Wang, Y. Wang, X. Xie, Explainable recommendation through attentive multi-view learning, in: *Proceedings of the AAAI Conference on Artificial Intelligence*, volume 33, 2019, pp. 3622–3629.
- [49] M. PALMONARI, P. MINERVINI, Knowledge graph embeddings and explainable ai, *Knowledge Graphs for Explainable Artificial Intelligence: Foundations, Applications and Challenges* 47 (2020) 49.
- [50] L. Xie, Z. Hu, X. Cai, W. Zhang, J. Chen, Explainable recommendation based on knowledge graph and multi-objective optimization, *Complex & Intelligent Systems* 7 (2021) 1241–1252.
- [51] Y. Zhang, P. Tiño, A. Leonardis, K. Tang, A survey on neural network interpretability, *IEEE Transactions on Emerging Topics in Computational Intelligence* (2021).
- [52] A. Gopnik, L. Schulz, L. E. Schulz, *Causal learning: Psychology, philosophy, and computation*, Oxford University Press, 2007.
- [53] D. Liang, L. Charlin, D. M. Blei, Causal inference for recommendation, in: *Causation: Foundation to Application, Workshop at UAI. AUAI*, 2016.
- [54] S. Bonner, F. Vasile, Causal embeddings for recommendation, in: *Proceedings of the 12th ACM conference on recommender systems*, 2018, pp. 104–112.
- [55] L. Yao, Z. Chu, S. Li, Y. Li, J. Gao, A. Zhang, A survey on causal inference, *arXiv preprint arXiv:2002.02770* (2020).
- [56] Y. Wang, D. Liang, L. Charlin, D. M. Blei, Causal inference for recommender systems, in: *Fourteenth ACM Conference on Recommender Systems*, 2020, pp. 426–431.
- [57] S. Xu, Y. Ge, Y. Li, Z. Fu, X. Chen, Y. Zhang, Causal collaborative filtering, *arXiv preprint arXiv:2102.01868* (2021).

- [58] S. Xu, Y. Li, S. Liu, Z. Fu, Y. Ge, X. Chen, Y. Zhang, Learning causal explanations for recommendation, in: The 1st International Workshop on Causality in Search and Recommendation, 2021.
- [59] R. Duwairi, H. Ammari, An enhanced cbar algorithm for improving recommendation systems accuracy, *Simulation Modelling Practice and Theory* 60 (2016) 54–68.
- [60] B. Yu, C. Zhou, C. Zhang, G. Wang, Y. Fan, A privacy-preserving multi-task framework for knowledge graph enhanced recommendation, *IEEE Access* 8 (2020) 115717–115727.
- [61] Y. Zhang, Q. Ma, Doccit2vec: Citation recommendation via embedding of content and structural contexts, *IEEE Access* 8 (2020) 115865–115875.
- [62] Y. Mao, S. A. Mokhov, S. P. Mudur, Application of knowledge graphs to provide side information for improved recommendation accuracy, *arXiv preprint arXiv:2101.03054* (2021).
- [63] M. F. Dacrema, P. Cremonesi, D. Jannach, Are we really making much progress? a worrying analysis of recent neural recommendation approaches, in: *Proceedings of the 13th ACM Conference on Recommender Systems*, 2019, pp. 101–109.
- [64] J. Zhao, X. Wang, C. Shi, B. Hu, G. Song, Y. Ye, Heterogeneous graph structure learning for graph neural networks, in: *35th AAAI Conference on Artificial Intelligence (AAAI)*, 2021.
- [65] S. Lim, J.-G. Lee, Motif-based embedding for graph clustering, *Journal of Statistical Mechanics: Theory and Experiment* 2016 (2016) 123401.
- [66] H. Peng, J. Li, Q. Gong, Y. Ning, S. Wang, L. He, Motif-matching based subgraph-level attentional convolutional network for graph classification, in: *Proceedings of the AAAI Conference on Artificial Intelligence*, volume 34, 2020, pp. 5387–5394.
- [67] S. Zhang, Z. Hu, A. Subramonian, Y. Sun, Motif-driven contrastive learning of graph representations, *arXiv preprint arXiv:2012.12533* (2020).
- [68] Y. Lin, Z. Liu, M. Sun, Y. Liu, X. Zhu, Learning entity and relation embeddings for knowledge graph completion, in: *Proceedings of the AAAI Conference on Artificial Intelligence*, volume 29, 2015.
- [69] G. Ji, K. Liu, S. He, J. Zhao, Knowledge graph completion with adaptive sparse transfer matrix, in: *Proceedings of the AAAI Conference on Artificial Intelligence*, volume 30, 2016.
- [70] A. Grover, J. Leskovec, node2vec: Scalable feature learning for networks, in: *Proceedings of the 22nd ACM SIGKDD international conference on Knowledge discovery and data mining*, 2016, pp. 855–864.
- [71] Y. Sun, Y. Zhang, Conversational recommender system, in: *The 41st international acm sigir conference on research and development in information retrieval*, 2018, pp. 235–244.
- [72] S. Okura, Y. Tagami, S. Ono, A. Tajima, Embedding-based news recommendation for millions of users, in: *Proceedings of the 23rd ACM SIGKDD International Conference on Knowledge Discovery and Data Mining*, 2017, pp. 1933–1942.
- [73] Q. Zhu, X. Zhou, J. Wu, J. Tan, L. Guo, A knowledge-aware attentional reasoning network for recommendation, in: *Proceedings of the AAAI Conference on Artificial Intelligence*, volume 34, 2020, pp. 6999–7006.
- [74] Y. Dai, S. Wang, N. N. Xiong, W. Guo, A survey on knowledge graph embedding: Approaches, applications and benchmarks, *Electronics* 9 (2020) 750.
- [75] S. Wang, L. Hu, Y. Wang, X. He, Q. Z. Sheng, M. Orgun, L. Cao, N. Wang, F. Ricci, P. S. Yu, Graph learning approaches to recommender systems: A review, *arXiv preprint arXiv:2004.11718* (2020).
- [76] L. Wu, X. He, X. Wang, K. Zhang, M. Wang, A survey on neural recommendation: From collaborative filtering to content and context enriched recommendation, *arXiv preprint arXiv:2104.13030* (2021).
- [77] S. Wang, L. Hu, Y. Wang, X. He, Q. Z. Sheng, M. A. Orgun, L. Cao, F. Ricci, P. S. Yu, Graph learning based recommender systems: A review, *arXiv preprint arXiv:2105.06339* (2021).
- [78] S. Choudhary, T. Luthra, A. Mittal, R. Singh, A survey of knowledge graph embedding and their applications, *arXiv preprint arXiv:2107.07842* (2021).
- [79] Y. Koren, R. Bell, C. Volinsky, Matrix factorization techniques for recommender systems, *Computer* 42 (2009) 30–37.
- [80] G. Adomavicius, J. Bockstedt, S. Curley, J. Zhang, De-biasing user preference ratings in recommender systems, in: *RecSys 2014 Workshop on Interfaces and Human Decision Making for Recommender Systems (IntRS 2014)*, 2014, pp. 2–9.
- [81] N. Manjur, Exploring the diversity in the impact of colors of rating scales on user’s rating behavior, Ph.D. thesis, University of Saskatchewan, 2021.
- [82] K.-W. Park, B.-H. Kim, T.-S. Park, B.-T. Zhang, Uncovering response biases in recommendation, in: *Workshops at the Twenty-Eighth AAAI Conference on Artificial Intelligence*, 2014.
- [83] C. Wang, Y. Zheng, J. Jiang, K. Ren, Toward privacy-preserving personalized recommendation services, *Engineering* 4 (2018) 21–28.
- [84] W. Huang, B. Liu, H. Tang, Privacy protection for recommendation system: a survey, in: *Journal of Physics:*

- Conference Series, volume 1325, IOP Publishing, 2019, p. 012087.
- [85] J. Liu, W. Pan, Z. Ming, Cofigan: Collaborative filtering by generative and discriminative training for one-class recommendation, *Knowledge-Based Systems* 191 (2020) 105255.
 - [86] Y. Hu, Y. Koren, C. Volinsky, Collaborative filtering for implicit feedback datasets, in: 2008 Eighth IEEE International Conference on Data Mining, Ieee, 2008, pp. 263–272.
 - [87] R. Pan, Y. Zhou, B. Cao, N. N. Liu, R. Lukose, M. Scholz, Q. Yang, One-class collaborative filtering, in: 2008 Eighth IEEE International Conference on Data Mining, IEEE, 2008, pp. 502–511.
 - [88] L. Xiang, Q. Yuan, S. Zhao, L. Chen, X. Zhang, Q. Yang, J. Sun, Temporal recommendation on graphs via long- and short-term preference fusion, in: *Proceedings of the 16th ACM SIGKDD international conference on Knowledge discovery and data mining*, 2010, pp. 723–732.
 - [89] J. Yu, T. Zhu, Combining long-term and short-term user interest for personalized hashtag recommendation, *Frontiers of Computer Science* 9 (2015) 608–622.
 - [90] Y. Wu, K. Li, G. Zhao, X. Qian, Long- and short-term preference learning for next poi recommendation, in: *Proceedings of the 28th ACM international conference on information and knowledge management*, 2019, pp. 2301–2304.
 - [91] M. Xu, F. Liu, W. Xu, A survey on sequential recommendation, in: 2019 6th International Conference on Information Science and Control Engineering (ICISCE), IEEE, 2019, pp. 106–111.
 - [92] H. Fang, D. Zhang, Y. Shu, G. Guo, Deep learning for sequential recommendation: Algorithms, influential factors, and evaluations, *ACM Transactions on Information Systems (TOIS)* 39 (2020) 1–42.
 - [93] J. Chen, Q. Zhang, X. Huang, Incorporate group information to enhance network embedding, in: *Proceedings of the 25th ACM International on Conference on Information and Knowledge Management*, 2016, pp. 1901–1904.
 - [94] M. Xie, H. Yin, H. Wang, F. Xu, W. Chen, S. Wang, Learning graph-based poi embedding for location-based recommendation, in: *Proceedings of the 25th ACM International on Conference on Information and Knowledge Management*, 2016, pp. 15–24.
 - [95] L. Liao, X. He, H. Zhang, T.-S. Chua, Attributed social network embedding, *IEEE Transactions on Knowledge and Data Engineering* 30 (2018) 2257–2270.
 - [96] J. Li, H. Dani, X. Hu, J. Tang, Y. Chang, H. Liu, Attributed network embedding for learning in a dynamic environment, in: *Proceedings of the 2017 ACM on Conference on Information and Knowledge Management*, 2017, pp. 387–396.
 - [97] X. Huang, J. Li, X. Hu, Label informed attributed network embedding, in: *Proceedings of the Tenth ACM International Conference on Web Search and Data Mining*, 2017, pp. 731–739.
 - [98] C.-J. Wang, T.-H. Wang, H.-W. Yang, B.-S. Chang, M.-F. Tsai, Ice: Item concept embedding via textual information, in: *Proceedings of the 40th International ACM SIGIR Conference on Research and Development in Information Retrieval*, 2017, pp. 85–94.
 - [99] K. Mirkovski, Y. Jia, L. Liu, K. Chen, Understanding microblogging continuance intention, *Information Technology & People* (2018).
 - [100] X. W. Zhao, Y. Guo, Y. He, H. Jiang, Y. Wu, X. Li, We know what you want to buy: a demographic-based system for product recommendation on microblogs, in: *Proceedings of the 20th ACM SIGKDD international conference on Knowledge discovery and data mining*, 2014, pp. 1935–1944.
 - [101] R. Sun, X. Cao, Y. Zhao, J. Wan, K. Zhou, F. Zhang, Z. Wang, K. Zheng, Multi-modal knowledge graphs for recommender systems, in: *Proceedings of the 29th ACM International Conference on Information & Knowledge Management*, 2020, pp. 1405–1414.
 - [102] P. D. Taylor, T. Day, G. Wild, Evolution of cooperation in a finite homogeneous graph, *Nature* 447 (2007) 469–472.
 - [103] C. Shi, Y. Li, J. Zhang, Y. Sun, S. Y. Philip, A survey of heterogeneous information network analysis, *IEEE Transactions on Knowledge and Data Engineering* 29 (2016) 17–37.
 - [104] C. Shi, S. Y. Philip, *Heterogeneous information network analysis and applications*, Springer, 2017.
 - [105] D. A. Ferrucci, Introduction to “this is watson”, *IBM Journal of Research and Development* 56 (2012) 1–1.
 - [106] X. L. Dong, Building a broad knowledge graph for products, in: 2019 IEEE 35th International Conference on Data Engineering (ICDE), IEEE, 2019, pp. 25–25.
 - [107] X. Luo, L. Liu, Y. Yang, L. Bo, Y. Cao, J. Wu, Q. Li, K. Yang, K. Q. Zhu, Alicoco: Alibaba e-commerce cognitive concept net, in: *Proceedings of the 2020 ACM SIGMOD International Conference on Management of Data*, 2020, pp. 313–327.
 - [108] F. Suchanek, G. Weikum, Knowledge harvesting in the big-data era, in: *Proceedings of the 2013 ACM SIGMOD International Conference on Management of Data*, 2013, pp. 933–938.
 - [109] G. Weikum, J. Hoffart, F. M. Suchanek, Ten years of knowledge harvesting: Lessons and challenges., *IEEE Data Eng. Bull.* 39 (2016) 41–50.
 - [110] G. Weikum, J. Hoffart, F. Suchanek, Knowledge harvesting: achievements and challenges, in: *Computing and Software*

Science, Springer, 2019, pp. 217–235.

- [111] F. M. Suchanek, G. Kasneci, G. Weikum, Yago: a core of semantic knowledge, in: Proceedings of the 16th international conference on World Wide Web, 2007, pp. 697–706.
- [112] S. P. Ponzetto, M. Strube, Deriving a large scale taxonomy from wikipedia, in: AAAI, volume 7, 2007, pp. 1440–1445.
- [113] S. Auer, C. Bizer, G. Kobilarov, J. Lehmann, R. Cyganiak, Z. Ives, Dbpedia: A nucleus for a web of open data, in: The semantic web, Springer, 2007, pp. 722–735.
- [114] D. Vrandečić, M. Krötzsch, Wikidata: a free collaborative knowledgebase, Communications of the ACM 57 (2014) 78–85.
- [115] N. Dalvi, R. Kumar, B. Pang, R. Ramakrishnan, A. Tomkins, P. Bohannon, S. Keerthi, S. Merugu, A web of concepts, in: Proceedings of the twenty-eighth ACM SIGMOD-SIGACT-SIGART symposium on Principles of database systems, 2009, pp. 1–12.
- [116] C. Yang, M. Sun, Z. Liu, C. Tu, Fast network embedding enhancement via high order proximity approximation., in: IJCAI, 2017, pp. 3894–3900.
- [117] J.-H. Yang, C.-M. Chen, C.-J. Wang, M.-F. Tsai, Hop-rec: high-order proximity for implicit recommendation, in: Proceedings of the 12th ACM Conference on Recommender Systems, 2018, pp. 140–144.
- [118] L. Leydesdorff, On the normalization and visualization of author co-citation data: Salton’s cosine versus the jaccard index, Journal of the American Society for Information Science and Technology 59 (2008) 77–85.
- [119] J. Lee Rodgers, W. A. Nicewander, Thirteen ways to look at the correlation coefficient, The American Statistician 42 (1988) 59–66.
- [120] L. Hamers, et al., Similarity measures in scientometric research: The jaccard index versus salton’s cosine formula., Information Processing and Management 25 (1989) 315–18.
- [121] J. L. Herlocker, J. A. Konstan, J. Riedl, Explaining collaborative filtering recommendations, in: Proceedings of the 2000 ACM conference on Computer supported cooperative work, 2000, pp. 241–250.
- [122] G. Linden, B. Smith, J. York, Amazon. com recommendations: Item-to-item collaborative filtering, IEEE Internet computing 7 (2003) 76–80.
- [123] X. Su, T. M. Khoshgoftaar, A survey of collaborative filtering techniques, Advances in artificial intelligence 2009 (2009).
- [124] Y. Koren, R. Bell, Advances in collaborative filtering, Recommender systems handbook (2015) 77–118.
- [125] F. Yu, A. Zeng, S. Gillard, M. Medo, Network-based recommendation algorithms: A review, Physica A: Statistical Mechanics and its Applications 452 (2016) 192–208.
- [126] X. Wang, Y. Liu, G. Zhang, F. Xiong, J. Lu, Diffusion-based recommendation with trust relations on tripartite graphs, Journal of Statistical Mechanics: Theory and Experiment 2017 (2017) 083405.
- [127] M. J. Pazzani, D. Billsus, Content-based recommendation systems, in: The adaptive web, Springer, 2007, pp. 325–341.
- [128] A. Van Den Oord, S. Dieleman, B. Schrauwen, Deep content-based music recommendation, in: Neural Information Processing Systems Conference (NIPS 2013), volume 26, Neural Information Processing Systems Foundation (NIPS), 2013.
- [129] P. Lops, D. Jannach, C. Musto, T. Bogers, M. Koolen, Trends in content-based recommendation, User Modeling and User-Adapted Interaction 29 (2019) 239–249.
- [130] H. Cai, V. W. Zheng, K. C.-C. Chang, A comprehensive survey of graph embedding: Problems, techniques, and applications, IEEE Transactions on Knowledge and Data Engineering 30 (2018) 1616–1637.
- [131] F. Chen, Y.-C. Wang, B. Wang, C.-C. J. Kuo, Graph representation learning: A survey, APSIPA Transactions on Signal and Information Processing 9 (2020).
- [132] C. D. Barros, M. R. Mendonça, A. B. Vieira, A. Ziviani, A survey on embedding dynamic graphs, arXiv preprint arXiv:2101.01229 (2021).
- [133] S. Shalev-Shwartz, S. Ben-David, Understanding machine learning: From theory to algorithms, Cambridge university press, 2014.
- [134] H.-T. Cheng, L. Koc, J. Harmsen, T. Shaked, T. Chandra, H. Aradhye, G. Anderson, G. Corrado, W. Chai, M. Ispir, et al., Wide & deep learning for recommender systems, in: Proceedings of the 1st workshop on deep learning for recommender systems, 2016, pp. 7–10.
- [135] Y. Zhang, R. Jin, Z.-H. Zhou, Understanding bag-of-words model: a statistical framework, International Journal of Machine Learning and Cybernetics 1 (2010) 43–52.
- [136] T. Ogita, S. M. Rump, S. Oishi, Accurate sum and dot product, SIAM Journal on Scientific Computing 26 (2005) 1955–1988.
- [137] S. Sra, S. Nowozin, S. J. Wright, Optimization for machine learning, Mit Press, 2012.
- [138] N. Parikh, S. Boyd, Proximal algorithms, Foundations and Trends in optimization 1 (2014) 127–239.

- [139] L. Bottou, Stochastic gradient learning in neural networks, *Proceedings of Neuro-Nimes 91* (1991) 12.
- [140] F. Niu, B. Recht, C. Ré, S. J. Wright, Hogwild!: A lock-free approach to parallelizing stochastic gradient descent, *arXiv preprint arXiv:1106.5730* (2011).
- [141] J. Duchi, E. Hazan, Y. Singer, Adaptive subgradient methods for online learning and stochastic optimization., *Journal of machine learning research* 12 (2011).
- [142] H. Li, Z. Lin, Accelerated proximal gradient methods for nonconvex programming, *Advances in neural information processing systems* 28 (2015) 379–387.
- [143] D. P. Kingma, J. Ba, Adam: A method for stochastic optimization, *arXiv preprint arXiv:1412.6980* (2014).
- [144] S. Boyd, N. Parikh, E. Chu, *Distributed optimization and statistical learning via the alternating direction method of multipliers*, Now Publishers Inc, 2011.
- [145] M. Crawshaw, Multi-task learning with deep neural networks: A survey, *arXiv preprint arXiv:2009.09796* (2020).
- [146] G. W. Stewart, On the early history of the singular value decomposition, *SIAM review* 35 (1993) 551–566.
- [147] S. Deerwester, S. T. Dumais, G. W. Furnas, T. K. Landauer, R. Harshman, Indexing by latent semantic analysis, *Journal of the American society for information science* 41 (1990) 391–407.
- [148] P. C. Hansen, Truncated singular value decomposition solutions to discrete ill-posed problems with ill-determined numerical rank, *SIAM Journal on Scientific and Statistical Computing* 11 (1990) 503–518.
- [149] G. Davis, S. Mallat, M. Avellaneda, Adaptive greedy approximations, *Constructive approximation* 13 (1997) 57–98.
- [150] D. M. Hawkins, The problem of overfitting, *Journal of chemical information and computer sciences* 44 (2004) 1–12.
- [151] J. S. Breese, D. Heckerman, C. Kadie, Empirical analysis of predictive algorithms for collaborative filtering, *arXiv preprint arXiv:1301.7363* (2013).
- [152] H. Ma, An experimental study on implicit social recommendation, in: *Proceedings of the 36th international ACM SIGIR conference on Research and development in information retrieval*, 2013, pp. 73–82.
- [153] S. Rendle, Factorization machines, in: *2010 IEEE International Conference on Data Mining, IEEE*, 2010, pp. 995–1000.
- [154] L. Hu, A. Sun, Y. Liu, Your neighbors affect your ratings: on geographical neighborhood influence to rating prediction, in: *Proceedings of the 37th international ACM SIGIR conference on Research & development in information retrieval*, 2014, pp. 345–354.
- [155] X. Ning, G. Karypis, Slim: Sparse linear methods for top-n recommender systems, in: *2011 IEEE 11th International Conference on Data Mining, IEEE*, 2011, pp. 497–506.
- [156] Y. Koren, Factorization meets the neighborhood: a multifaceted collaborative filtering model, in: *Proceedings of the 14th ACM SIGKDD international conference on Knowledge discovery and data mining*, 2008, pp. 426–434.
- [157] S. Kabbur, X. Ning, G. Karypis, Fism: factored item similarity models for top-n recommender systems, in: *Proceedings of the 19th ACM SIGKDD international conference on Knowledge discovery and data mining*, 2013, pp. 659–667.
- [158] D. D. Lee, H. S. Seung, Learning the parts of objects by non-negative matrix factorization, *Nature* 401 (1999) 788–791.
- [159] S. Zhang, W. Wang, J. Ford, F. Makedon, Learning from incomplete ratings using non-negative matrix factorization, in: *Proceedings of the 2006 SIAM international conference on data mining, SIAM*, 2006, pp. 549–553.
- [160] Y. Xu, W. Yin, Z. Wen, Y. Zhang, An alternating direction algorithm for matrix completion with nonnegative factors, *Frontiers of Mathematics in China* 7 (2012) 365–384.
- [161] A. Hernando, J. Bobadilla, F. Ortega, A non negative matrix factorization for collaborative filtering recommender systems based on a bayesian probabilistic model, *Knowledge-Based Systems* 97 (2016) 188–202.
- [162] X. Luo, M. Zhou, S. Li, Z. You, Y. Xia, Q. Zhu, A nonnegative latent factor model for large-scale sparse matrices in recommender systems via alternating direction method, *IEEE transactions on neural networks and learning systems* 27 (2015) 579–592.
- [163] O. Gouvert, T. Oberlin, C. Févotte, Ordinal non-negative matrix factorization for recommendation, in: *International Conference on Machine Learning, PMLR*, 2020, pp. 3680–3689.
- [164] K. Liu, X. Li, Z. Zhu, L. Brand, H. Wang, Factor-bounded nonnegative matrix factorization, *ACM Transactions on Knowledge Discovery from Data (TKDD)* 15 (2021) 1–18.
- [165] A. Tversky, I. Gati, Similarity, separability, and the triangle inequality., *Psychological review* 89 (1982) 123.
- [166] P. Ram, A. G. Gray, Maximum inner-product search using cone trees, in: *Proceedings of the 18th ACM SIGKDD international conference on Knowledge discovery and data mining*, 2012, pp. 931–939.
- [167] B. Kulis, et al., Metric learning: A survey, *Foundations and trends in machine learning* 5 (2012) 287–364.
- [168] J. L. Suárez, S. García, F. Herrera, A tutorial on distance metric learning: Mathematical foundations, algorithms, experimental analysis, prospects and challenges, *Neurocomputing* 425 (2021) 300–322.
- [169] C.-K. Hsieh, L. Yang, Y. Cui, T.-Y. Lin, S. Belongie, D. Estrin, Collaborative metric learning, in: *Proceedings of the 26th international conference on world wide web*, 2017, pp. 193–201.

- [170] S. Zhang, L. Yao, Y. Tay, X. Xu, X. Zhang, L. Zhu, Metric factorization: Recommendation beyond matrix factorization, arXiv preprint arXiv:1802.04606 (2018).
- [171] C. Ma, L. Ma, Y. Zhang, R. Tang, X. Liu, M. Coates, Probabilistic metric learning with adaptive margin for top-k recommendation, in: Proceedings of the 26th ACM SIGKDD International Conference on Knowledge Discovery & Data Mining, 2020, pp. 1036–1044.
- [172] I. Kraeva, G. Yakhyeva, Application of the metric learning for security incident playbook recommendation, in: 2021 IEEE 22nd International Conference of Young Professionals in Electron Devices and Materials (EDM), IEEE, 2021, pp. 475–479.
- [173] P. Li, A. Tuzhilin, Dual metric learning for effective and efficient cross-domain recommendations, IEEE Transactions on Knowledge and Data Engineering (2021).
- [174] L. Vinh Tran, Y. Tay, S. Zhang, G. Cong, X. Li, Hyperml: a boosting metric learning approach in hyperbolic space for recommender systems, in: Proceedings of the 13th International Conference on Web Search and Data Mining, 2020, pp. 609–617.
- [175] J. Lee, S. Kim, G. Lebanon, Y. Singer, Local low-rank matrix approximation, in: International conference on machine learning, PMLR, 2013, pp. 82–90.
- [176] M. Aharon, M. Elad, A. Bruckstein, K-svd: An algorithm for designing overcomplete dictionaries for sparse representation, IEEE Transactions on signal processing 54 (2006) 4311–4322.
- [177] N. Halko, P.-G. Martinsson, J. A. Tropp, Finding structure with randomness: Probabilistic algorithms for constructing approximate matrix decompositions, SIAM review 53 (2011) 217–288.
- [178] N. Srebro, T. Jaakkola, Weighted low-rank approximations, in: Proceedings of the 20th International Conference on Machine Learning (ICML-03), 2003, pp. 720–727.
- [179] X. He, K. Zhao, X. Chu, Automl: A survey of the state-of-the-art, Knowledge-Based Systems 212 (2021) 106622.
- [180] J. Waring, C. Lindvall, R. Umeton, Automated machine learning: Review of the state-of-the-art and opportunities for healthcare, Artificial Intelligence in Medicine 104 (2020) 101822.
- [181] A. Mnih, R. R. Salakhutdinov, Probabilistic matrix factorization, Advances in neural information processing systems 20 (2007) 1257–1264.
- [182] M. E. Tipping, C. M. Bishop, Probabilistic principal component analysis, Journal of the Royal Statistical Society: Series B (Statistical Methodology) 61 (1999) 611–622.
- [183] R. Salakhutdinov, A. Mnih, Bayesian probabilistic matrix factorization using markov chain monte carlo, in: Proceedings of the 25th international conference on Machine learning, 2008, pp. 880–887.
- [184] S. Z. Li, Markov random field models in computer vision, in: European conference on computer vision, Springer, 1994, pp. 361–370.
- [185] F. Peng, J. Lu, Y. Wang, R. Yi-Da Xu, C. Ma, J. Yang, N-dimensional markov random field prior for cold-start recommendation, Neurocomputing 191 (2016) 187–199.
- [186] P. Gopalan, L. Charlin, D. M. Blei, et al., Content-based recommendations with poisson factorization., in: NIPS, volume 14, 2014, pp. 3176–3184.
- [187] A. Acharya, J. Ghosh, M. Zhou, Nonparametric bayesian factor analysis for dynamic count matrices, in: Artificial Intelligence and Statistics, PMLR, 2015, pp. 1–9.
- [188] V. E. Johnson, J. H. Albert, Ordinal data modeling, Springer Science & Business Media, 2006.
- [189] S. Rendle, C. Freudenthaler, Z. Gantner, L. Schmidt-Thieme, Bpr: Bayesian personalized ranking from implicit feedback, arXiv preprint arXiv:1205.2618 (2012).
- [190] R. Salakhutdinov, A. Mnih, G. Hinton, Restricted boltzmann machines for collaborative filtering, in: Proceedings of the 24th international conference on Machine learning, 2007, pp. 791–798.
- [191] Q. Yao, M. Wang, Y. Chen, W. Dai, Y.-F. Li, W.-W. Tu, Q. Yang, Y. Yu, Taking human out of learning applications: A survey on automated machine learning, arXiv preprint arXiv:1810.13306 (2018).
- [192] S.-C. Wang, Artificial neural network, in: Interdisciplinary computing in java programming, Springer, 2003, pp. 81–100.
- [193] P. Covington, J. Adams, E. Sargin, Deep neural networks for youtube recommendations, in: Proceedings of the 10th ACM conference on recommender systems, 2016, pp. 191–198.
- [194] Y. Takefuji, Neural network parallel computing, volume 164, Springer Science & Business Media, 2012.
- [195] X. He, L. Liao, H. Zhang, L. Nie, X. Hu, T.-S. Chua, Neural collaborative filtering, in: Proceedings of the 26th international conference on world wide web, 2017, pp. 173–182.
- [196] D. Kim, C. Park, J. Oh, S. Lee, H. Yu, Convolutional matrix factorization for document context-aware recommendation, in: Proceedings of the 10th ACM conference on recommender systems, 2016, pp. 233–240.
- [197] Y. Li, Z. Hao, H. Lei, Survey of convolutional neural network, Journal of Computer Applications 36 (2016) 2508–2515.

- [198] G. Pandey, A. Dukkipati, To go deep or wide in learning?, in: *Artificial Intelligence and Statistics*, PMLR, 2014, pp. 724–732.
- [199] H.-J. Xue, X. Dai, J. Zhang, S. Huang, J. Chen, Deep matrix factorization models for recommender systems., in: *IJCAI*, volume 17, Melbourne, Australia, 2017, pp. 3203–3209.
- [200] H. Guo, R. Tang, Y. Ye, Z. Li, X. He, Deepfm: a factorization-machine based neural network for ctr prediction, *arXiv preprint arXiv:1703.04247* (2017).
- [201] J. Lian, X. Zhou, F. Zhang, Z. Chen, X. Xie, G. Sun, xdeepfm: Combining explicit and implicit feature interactions for recommender systems, in: *Proceedings of the 24th ACM SIGKDD International Conference on Knowledge Discovery & Data Mining*, 2018, pp. 1754–1763.
- [202] R. Salakhutdinov, G. Hinton, Deep boltzmann machines, in: *Artificial intelligence and statistics*, PMLR, 2009, pp. 448–455.
- [203] G. Hu, H. Li, Y. Xia, L. Luo, A deep boltzmann machine and multi-grained scanning forest ensemble collaborative method and its application to industrial fault diagnosis, *Computers in Industry* 100 (2018) 287–296.
- [204] D. Liang, L. Charlin, J. McInerney, D. M. Blei, Modeling user exposure in recommendation, in: *Proceedings of the 25th international conference on World Wide Web*, 2016, pp. 951–961.
- [205] R. Devooght, N. Kourtellis, A. Mantrach, Dynamic matrix factorization with priors on unknown values, in: *Proceedings of the 21th ACM SIGKDD international conference on knowledge discovery and data mining*, 2015, pp. 189–198.
- [206] B. Marlin, R. S. Zemel, S. Roweis, M. Slaney, Collaborative filtering and the missing at random assumption, *arXiv preprint arXiv:1206.5267* (2012).
- [207] H. Steck, Training and testing of recommender systems on data missing not at random, in: *Proceedings of the 16th ACM SIGKDD international conference on Knowledge discovery and data mining*, 2010, pp. 713–722.
- [208] T. Chen, Y. Sun, Y. Shi, L. Hong, On sampling strategies for neural network-based collaborative filtering, in: *Proceedings of the 23rd ACM SIGKDD International Conference on Knowledge Discovery and Data Mining*, 2017, pp. 767–776.
- [209] C. Elkan, K. Noto, Learning classifiers from only positive and unlabeled data, in: *Proceedings of the 14th ACM SIGKDD international conference on Knowledge discovery and data mining*, 2008, pp. 213–220.
- [210] D. Jannach, L. Lerche, M. Zanker, Recommending based on implicit feedback, in: *Social Information Access*, Springer, 2018, pp. 510–569.
- [211] Y. Saito, S. Yaginuma, Y. Nishino, H. Sakata, K. Nakata, Unbiased recommender learning from missing-not-at-random implicit feedback, in: *Proceedings of the 13th International Conference on Web Search and Data Mining*, 2020, pp. 501–509.
- [212] X. He, H. Zhang, M.-Y. Kan, T.-S. Chua, Fast matrix factorization for online recommendation with implicit feedback, in: *Proceedings of the 39th International ACM SIGIR conference on Research and Development in Information Retrieval*, 2016, pp. 549–558.
- [213] T. Man, H. Shen, X. Jin, X. Cheng, Cross-domain recommendation: An embedding and mapping approach., in: *IJCAI*, 2017, pp. 2464–2470.
- [214] T. Zang, Y. Zhu, H. Liu, R. Zhang, J. Yu, A survey on cross-domain recommendation: Taxonomies, methods, and future directions, *arXiv preprint arXiv:2108.03357* (2021).
- [215] F. Zhu, Y. Wang, C. Chen, J. Zhou, L. Li, G. Liu, Cross-domain recommendation: challenges, progress, and prospects, *arXiv preprint arXiv:2103.01696* (2021).
- [216] S. J. Pan, Q. Yang, A survey on transfer learning, *IEEE Transactions on knowledge and data engineering* 22 (2009) 1345–1359.
- [217] J. Liu, C. Wang, J. Gao, J. Han, Multi-view clustering via joint nonnegative matrix factorization, in: *Proceedings of the 2013 SIAM International Conference on Data Mining*, SIAM, 2013, pp. 252–260.
- [218] M. Long, J. Wang, G. Ding, J. Sun, P. S. Yu, Transfer feature learning with joint distribution adaptation, in: *Proceedings of the IEEE international conference on computer vision*, 2013, pp. 2200–2207.
- [219] H. Wang, F. Zhang, M. Zhao, W. Li, X. Xie, M. Guo, Multi-task feature learning for knowledge graph enhanced recommendation, in: *The World Wide Web Conference*, 2019, pp. 2000–2010.
- [220] F. Zhuang, Z. Qi, K. Duan, D. Xi, Y. Zhu, H. Zhu, H. Xiong, Q. He, A comprehensive survey on transfer learning, *Proceedings of the IEEE* 109 (2020) 43–76.
- [221] P. Li, A. Tuzhilin, Ddtcdr: Deep dual transfer cross domain recommendation, in: *Proceedings of the 13th International Conference on Web Search and Data Mining*, 2020, pp. 331–339.
- [222] M. Long, J. Wang, G. Ding, W. Cheng, X. Zhang, W. Wang, Dual transfer learning, in: *Proceedings of the 2012 SIAM International Conference on Data Mining*, SIAM, 2012, pp. 540–551.
- [223] Y. Xia, D. He, T. Qin, L. Wang, N. Yu, T.-Y. Liu, W.-Y. Ma, Dual learning for machine translation, *arXiv preprint*

arXiv:1611.00179 (2016).

- [224] Y. Xia, T. Qin, W. Chen, J. Bian, N. Yu, T.-Y. Liu, Dual supervised learning, in: International Conference on Machine Learning, PMLR, 2017, pp. 3789–3798.
- [225] H. Steck, M. Dimakopoulou, N. Riabov, T. Jebara, Admm slim: Sparse recommendations for many users, in: Proceedings of the 13th International Conference on Web Search and Data Mining, 2020, pp. 555–563.
- [226] Y. Yuan, X. Luo, M. Shang, D. Wu, A generalized and fast-converging non-negative latent factor model for predicting user preferences in recommender systems, in: Proceedings of The Web Conference 2020, 2020, pp. 498–507.
- [227] S. Abbar, S. Amer-Yahia, P. Indyk, S. Mahabadi, Real-time recommendation of diverse related articles, in: Proceedings of the 22nd international conference on World Wide Web, 2013, pp. 1–12.
- [228] R. Albalawi, T. H. Yeap, M. Benyoucef, Toward a real-time social recommendation system, in: Proceedings of the 11th International Conference on Management of Digital EcoSystems, 2019, pp. 336–340.
- [229] Y. Ma, B. Narayanaswamy, H. Lin, H. Ding, Temporal-contextual recommendation in real-time, in: Proceedings of the 26th ACM SIGKDD International Conference on Knowledge Discovery & Data Mining, 2020, pp. 2291–2299.
- [230] B. M. Khan, A. Mansha, F. H. Khan, S. Bashir, Collaborative filtering based online recommendation systems: A survey, in: 2017 International Conference on Information and Communication Technologies (ICICT), IEEE, 2017, pp. 125–130.
- [231] S. C. Hoi, D. Sahoo, J. Lu, P. Zhao, Online learning: A comprehensive survey, arXiv preprint arXiv:1802.02871 (2018).
- [232] G. Ling, H. Yang, I. King, M. R. Lyu, Online learning for collaborative filtering, in: The 2012 International Joint Conference on Neural Networks (IJCNN), IEEE, 2012, pp. 1–8.
- [233] Y. Koren, Collaborative filtering with temporal dynamics, in: Proceedings of the 15th ACM SIGKDD international conference on Knowledge discovery and data mining, 2009, pp. 447–456.
- [234] A. Vidmer, M. Medo, The essential role of time in network-based recommendation, EPL (Europhysics Letters) 116 (2016) 30007.
- [235] W. Yong, Y. Ting, A distance decay and score trends improved collaborative recommendation algorithm, Journal of Guangdong University of Technology (2015) 02.
- [236] P. Richtárik, M. Takáč, Iteration complexity of randomized block-coordinate descent methods for minimizing a composite function, Mathematical Programming 144 (2014) 1–38.
- [237] S. Boyd, S. P. Boyd, L. Vandenberghe, Convex optimization, Cambridge university press, 2004.
- [238] S. Rendle, C. Freudenthaler, L. Schmidt-Thieme, Factorizing personalized markov chains for next-basket recommendation, in: Proceedings of the 19th international conference on World wide web, 2010, pp. 811–820.
- [239] H. Zhao, Q. Liu, H. Zhu, Y. Ge, E. Chen, Y. Zhu, J. Du, A sequential approach to market state modeling and analysis in online p2p lending, IEEE Transactions on Systems, Man, and Cybernetics: Systems 48 (2017) 21–33.
- [240] R. He, J. McAuley, Fusing similarity models with markov chains for sparse sequential recommendation, in: 2016 IEEE 16th International Conference on Data Mining (ICDM), IEEE, 2016, pp. 191–200.
- [241] Y.-D. Kim, S. Choi, Nonnegative tucker decomposition, in: 2007 IEEE Conference on Computer Vision and Pattern Recognition, IEEE, 2007, pp. 1–8.
- [242] X. Wu, Q. Liu, E. Chen, L. He, J. Lv, C. Cao, G. Hu, Personalized next-song recommendation in online karaokes, in: Proceedings of the 7th ACM Conference on Recommender Systems, 2013, pp. 137–140.
- [243] P. Wang, J. Guo, Y. Lan, J. Xu, S. Wan, X. Cheng, Learning hierarchical representation model for nextbasket recommendation, in: Proceedings of the 38th International ACM SIGIR conference on Research and Development in Information Retrieval, 2015, pp. 403–412.
- [244] R. Zhang, Y. Mao, Movie recommendation via markovian factorization of matrix processes, IEEE Access 7 (2019) 13189–13199.
- [245] M. Nickel, V. Tresp, H.-P. Kriegel, A three-way model for collective learning on multi-relational data, in: Icml, 2011.
- [246] A. P. Singh, G. J. Gordon, Relational learning via collective matrix factorization, in: Proceedings of the 14th ACM SIGKDD international conference on Knowledge discovery and data mining, 2008, pp. 650–658.
- [247] M. Belkin, P. Niyogi, Laplacian eigenmaps and spectral techniques for embedding and clustering., in: Nips, volume 14, 2001, pp. 585–591.
- [248] J. B. Tenenbaum, V. De Silva, J. C. Langford, A global geometric framework for nonlinear dimensionality reduction, science 290 (2000) 2319–2323.
- [249] M. A. Cox, T. F. Cox, Multidimensional scaling, in: Handbook of data visualization, Springer, 2008, pp. 315–347.
- [250] R. Jenatton, N. Le Roux, A. Bordes, G. Obozinski, A latent factor model for highly multi-relational data, in: Advances in Neural Information Processing Systems 25 (NIPS 2012), 2012, pp. 3176–3184.
- [251] A. Bordes, N. Usunier, A. Garcia-Duran, J. Weston, O. Yakhnenko, Translating embeddings for modeling multi-relational data, in: Neural Information Processing Systems (NIPS), 2013, pp. 1–9.

- [252] Z. Wang, J. Zhang, J. Feng, Z. Chen, Knowledge graph embedding by translating on hyperplanes, in: Proceedings of the AAAI Conference on Artificial Intelligence, volume 28, 2014.
- [253] G. Ji, S. He, L. Xu, K. Liu, J. Zhao, Knowledge graph embedding via dynamic mapping matrix, in: Proceedings of the 53rd annual meeting of the association for computational linguistics and the 7th international joint conference on natural language processing (volume 1: Long papers), 2015, pp. 687–696.
- [254] D. M. Blei, T. L. Griffiths, M. I. Jordan, The nested chinese restaurant process and bayesian nonparametric inference of topic hierarchies, *Journal of the ACM (JACM)* 57 (2010) 1–30.
- [255] H. Xiao, M. Huang, Y. Hao, X. Zhu, Transg: A generative mixture model for knowledge graph embedding, *arXiv preprint arXiv:1509.05488* (2015).
- [256] X. Lin, Y. Liang, F. Giunchiglia, X. Feng, R. Guan, Relation path embedding in knowledge graphs, *Neural Computing and Applications* 31 (2019) 5629–5639.
- [257] U. Naseem, I. Razzak, S. K. Khan, M. Prasad, A comprehensive survey on word representation models: From classical to state-of-the-art word representation language models, *Transactions on Asian and Low-Resource Language Information Processing* 20 (2021) 1–35.
- [258] Y. Bengio, R. Ducharme, P. Vincent, C. Janvin, A neural probabilistic language model, *The journal of machine learning research* 3 (2003) 1137–1155.
- [259] T. Mikolov, K. Chen, G. Corrado, J. Dean, Efficient estimation of word representations in vector space, *arXiv preprint arXiv:1301.3781* (2013).
- [260] F. Morin, Y. Bengio, Hierarchical probabilistic neural network language model., in: *Aistats*, volume 5, Citeseer, 2005, pp. 246–252.
- [261] T. Mikolov, I. Sutskever, K. Chen, G. Corrado, J. Dean, Distributed representations of words and phrases and their compositionality, *arXiv preprint arXiv:1310.4546* (2013).
- [262] B. Perozzi, R. Al-Rfou, S. Skiena, Deepwalk: Online learning of social representations, in: Proceedings of the 20th ACM SIGKDD international conference on Knowledge discovery and data mining, 2014, pp. 701–710.
- [263] C. Yang, Z. Liu, Comprehend deepwalk as matrix factorization, *arXiv preprint arXiv:1501.00358* (2015).
- [264] J. Tang, M. Qu, M. Wang, M. Zhang, J. Yan, Q. Mei, Line: Large-scale information network embedding, in: Proceedings of the 24th international conference on world wide web, 2015, pp. 1067–1077.
- [265] J. Qiu, Y. Dong, H. Ma, J. Li, K. Wang, J. Tang, Network embedding as matrix factorization: Unifying deepwalk, line, pte, and node2vec, in: Proceedings of the eleventh ACM international conference on web search and data mining, 2018, pp. 459–467.
- [266] J. Tang, M. Qu, Q. Mei, Pte: Predictive text embedding through large-scale heterogeneous text networks, in: Proceedings of the 21th ACM SIGKDD international conference on knowledge discovery and data mining, 2015, pp. 1165–1174.
- [267] M. Gao, L. Chen, X. He, A. Zhou, Bine: Bipartite network embedding, in: The 41st international ACM SIGIR conference on research & development in information retrieval, 2018, pp. 715–724.
- [268] R. Hussein, D. Yang, P. Cudré-Mauroux, Are meta-paths necessary? revisiting heterogeneous graph embeddings, in: Proceedings of the 27th ACM International Conference on Information and Knowledge Management, 2018, pp. 437–446.
- [269] X. Wang, D. Bo, C. Shi, S. Fan, Y. Ye, P. S. Yu, A survey on heterogeneous graph embedding: methods, techniques, applications and sources, *arXiv preprint arXiv:2011.14867* (2020).
- [270] T.-y. Fu, W.-C. Lee, Z. Lei, Hin2vec: Explore meta-paths in heterogeneous information networks for representation learning, in: Proceedings of the 2017 ACM on Conference on Information and Knowledge Management, 2017, pp. 1797–1806.
- [271] Y. Dong, N. V. Chawla, A. Swami, metapath2vec: Scalable representation learning for heterogeneous networks, in: Proceedings of the 23rd ACM SIGKDD international conference on knowledge discovery and data mining, 2017, pp. 135–144.
- [272] S. Chang, W. Han, J. Tang, G.-J. Qi, C. C. Aggarwal, T. S. Huang, Heterogeneous network embedding via deep architectures, in: Proceedings of the 21th ACM SIGKDD international conference on knowledge discovery and data mining, 2015, pp. 119–128.
- [273] H. Gui, J. Liu, F. Tao, M. Jiang, B. Norick, J. Han, Large-scale embedding learning in heterogeneous event data, in: 2016 IEEE 16th International Conference on Data Mining (ICDM), IEEE, 2016, pp. 907–912.
- [274] J. Shang, M. Qu, J. Liu, L. M. Kaplan, J. Han, J. Peng, Meta-path guided embedding for similarity search in large-scale heterogeneous information networks, *arXiv preprint arXiv:1610.09769* (2016).
- [275] D. E. Rumelhart, G. E. Hinton, R. J. Williams, Learning internal representations by error propagation, Technical Report, California Univ San Diego La Jolla Inst for Cognitive Science, 1985.
- [276] P. Vincent, H. Larochelle, I. Lajoie, Y. Bengio, P.-A. Manzagol, L. Bottou, Stacked denoising autoencoders: Learning

useful representations in a deep network with a local denoising criterion., *Journal of machine learning research* 11 (2010).

- [277] R. Salakhutdinov, G. Hinton, Semantic hashing, *International Journal of Approximate Reasoning* 50 (2009) 969–978.
- [278] J. Masci, U. Meier, D. Cireşan, J. Schmidhuber, Stacked convolutional auto-encoders for hierarchical feature extraction, in: *International conference on artificial neural networks*, Springer, 2011, pp. 52–59.
- [279] W. Wang, Y. Huang, Y. Wang, L. Wang, Generalized autoencoder: A neural network framework for dimensionality reduction, in: *Proceedings of the IEEE conference on computer vision and pattern recognition workshops*, 2014, pp. 490–497.
- [280] D. J. Rezende, S. Mohamed, D. Wierstra, Stochastic backpropagation and approximate inference in deep generative models, in: *International conference on machine learning*, PMLR, 2014, pp. 1278–1286.
- [281] A. Vahdat, J. Kautz, Nvae: A deep hierarchical variational autoencoder, *arXiv preprint arXiv:2007.03898* (2020).
- [282] S. Hochreiter, J. Schmidhuber, Long short-term memory, *Neural computation* 9 (1997) 1735–1780.
- [283] A. Rakhlin, Convolutional neural networks for sentence classification, *GitHub* (2016).
- [284] D. Wang, P. Cui, W. Zhu, Structural deep network embedding, in: *Proceedings of the 22nd ACM SIGKDD international conference on Knowledge discovery and data mining*, 2016, pp. 1225–1234.
- [285] I. Sutskever, O. Vinyals, Q. V. Le, Sequence to sequence learning with neural networks, *arXiv preprint arXiv:1409.3215* (2014).
- [286] D. Bahdanau, K. Cho, Y. Bengio, Neural machine translation by jointly learning to align and translate, *arXiv preprint arXiv:1409.0473* (2014).
- [287] K. Cho, A. Courville, Y. Bengio, Describing multimedia content using attention-based encoder-decoder networks, *IEEE Transactions on Multimedia* 17 (2015) 1875–1886.
- [288] J. B. Lee, R. A. Rossi, S. Kim, N. K. Ahmed, E. Koh, Attention models in graphs: A survey, *ACM Transactions on Knowledge Discovery from Data (TKDD)* 13 (2019) 1–25.
- [289] D. Hu, An introductory survey on attention mechanisms in nlp problems, in: *Proceedings of SAI Intelligent Systems Conference*, Springer, 2019, pp. 432–448.
- [290] Y. Kim, C. Denton, L. Hoang, A. M. Rush, Structured attention networks, *arXiv preprint arXiv:1702.00887* (2017).
- [291] A. Vaswani, N. Shazeer, N. Parmar, J. Uszkoreit, L. Jones, A. N. Gomez, L. Kaiser, I. Polosukhin, Attention is all you need, *arXiv preprint arXiv:1706.03762* (2017).
- [292] P. Veličković, G. Cucurull, A. Casanova, A. Romero, P. Lio, Y. Bengio, Graph attention networks, *arXiv preprint arXiv:1710.10903* (2017).
- [293] R. He, W.-C. Kang, J. McAuley, Translation-based recommendation, in: *Proceedings of the eleventh ACM conference on recommender systems*, 2017, pp. 161–169.
- [294] H. Li, Y. Liu, N. Mamoulis, D. S. Rosenblum, Translation-based sequential recommendation for complex users on sparse data, *IEEE Transactions on Knowledge and Data Engineering* 32 (2019) 1639–1651.
- [295] X. Yu, X. Ren, Y. Sun, Q. Gu, B. Sturt, U. Khandelwal, B. Norick, J. Han, Personalized entity recommendation: A heterogeneous information network approach, in: *Proceedings of the 7th ACM international conference on Web search and data mining*, 2014, pp. 283–292.
- [296] H. Zhao, Q. Yao, J. Li, Y. Song, D. L. Lee, Meta-graph based recommendation fusion over heterogeneous information networks, in: *Proceedings of the 23rd ACM SIGKDD International Conference on Knowledge Discovery and Data Mining*, 2017, pp. 635–644.
- [297] C. Shi, B. Hu, W. X. Zhao, S. Y. Philip, Heterogeneous information network embedding for recommendation, *IEEE Transactions on Knowledge and Data Engineering* 31 (2018) 357–370.
- [298] H. Wang, F. Zhang, J. Wang, M. Zhao, W. Li, X. Xie, M. Guo, Ripplenet: Propagating user preferences on the knowledge graph for recommender systems, in: *Proceedings of the 27th ACM International Conference on Information and Knowledge Management*, 2018, pp. 417–426.
- [299] X. Wang, D. Wang, C. Xu, X. He, Y. Cao, T.-S. Chua, Explainable reasoning over knowledge graphs for recommendation, in: *Proceedings of the AAAI Conference on Artificial Intelligence*, volume 33, 2019, pp. 5329–5336.
- [300] H. Chen, Y. Li, X. Sun, G. Xu, H. Yin, Temporal meta-path guided explainable recommendation, *arXiv preprint arXiv:2101.01433* (2021).
- [301] S. Sedhain, A. K. Menon, S. Sanner, L. Xie, Autorec: Autoencoders meet collaborative filtering, in: *Proceedings of the 24th international conference on World Wide Web*, 2015, pp. 111–112.
- [302] Y. Wu, C. DuBois, A. X. Zheng, M. Ester, Collaborative denoising auto-encoders for top-n recommender systems, in: *Proceedings of the ninth ACM international conference on web search and data mining*, 2016, pp. 153–162.
- [303] D. Liang, R. G. Krishnan, M. D. Hoffman, T. Jebara, Variational autoencoders for collaborative filtering, in: *Proceedings of the 2018 world wide web conference*, 2018, pp. 689–698.

- [304] X. Li, J. She, Collaborative variational autoencoder for recommender systems, in: Proceedings of the 23rd ACM SIGKDD international conference on knowledge discovery and data mining, 2017, pp. 305–314.
- [305] J. Xiao, H. Ye, X. He, H. Zhang, F. Wu, T.-S. Chua, Attentional factorization machines: Learning the weight of feature interactions via attention networks, arXiv preprint arXiv:1708.04617 (2017).
- [306] C. Xu, J. Feng, P. Zhao, F. Zhuang, D. Wang, Y. Liu, V. S. Sheng, Long-and short-term self-attention network for sequential recommendation, *Neurocomputing* 423 (2021) 580–589.
- [307] J. Wang, P. Huang, H. Zhao, Z. Zhang, B. Zhao, D. L. Lee, Billion-scale commodity embedding for e-commerce recommendation in alibaba, in: Proceedings of the 24th ACM SIGKDD International Conference on Knowledge Discovery & Data Mining, 2018, pp. 839–848.
- [308] S. Wang, L. Cao, Y. Wang, Q. Z. Sheng, M. Orgun, D. Lian, A survey on session-based recommender systems, arXiv preprint arXiv:1902.04864 (2019).
- [309] H. Wang, F. Zhang, M. Hou, X. Xie, M. Guo, Q. Liu, Shine: Signed heterogeneous information network embedding for sentiment link prediction, in: Proceedings of the Eleventh ACM International Conference on Web Search and Data Mining, 2018, pp. 592–600.
- [310] J. He, W. W. Chu, A social network-based recommender system (snrs), in: *Data mining for social network data*, Springer, 2010, pp. 47–74.
- [311] Z. Ding, X. Li, C. Jiang, M. Zhou, Objectives and state-of-the-art of location-based social network recommender systems, *ACM Computing Surveys (CSUR)* 51 (2018) 1–28.
- [312] H. Werneck, N. Silva, M. C. Viana, F. Mourão, A. C. Pereira, L. Rocha, A survey on point-of-interest recommendation in location-based social networks, in: Proceedings of the Brazilian Symposium on Multimedia and the Web, 2020, pp. 185–192.
- [313] W. X. Zhao, S. Li, Y. He, E. Y. Chang, J.-R. Wen, X. Li, Connecting social media to e-commerce: Cold-start product recommendation using microblogging information, *IEEE Transactions on Knowledge and Data Engineering* 28 (2015) 1147–1159.
- [314] C. Tilly, *Identities, boundaries and social ties*, Routledge, 2015.
- [315] M. S. Granovetter, The strength of weak ties, *American journal of sociology* 78 (1973) 1360–1380.
- [316] X. Wang, W. Lu, M. Ester, C. Wang, C. Chen, Social recommendation with strong and weak ties, in: Proceedings of the 25th ACM International on Conference on Information and Knowledge Management, 2016, pp. 5–14.
- [317] H. Wang, M. Terrovitis, N. Mamoulis, Location recommendation in location-based social networks using user check-in data, in: Proceedings of the 21st ACM SIGSPATIAL international conference on advances in geographic information systems, 2013, pp. 374–383.
- [318] A. Ladle, P. Galpern, P. Doyle-Baker, Measuring the use of green space with urban resource selection functions: An application using smartphone gps locations, *Landscape and Urban Planning* 179 (2018) 107–115.
- [319] M. W. Traunmueller, N. Johnson, A. Malik, C. E. Kontokosta, Digital footprints: Using wifi probe and locational data to analyze human mobility trajectories in cities, *Computers, Environment and Urban Systems* 72 (2018) 4–12.
- [320] K. Wang, W. Meng, J. Bian, S. Li, S. Yang, Spatial context-aware user mention behavior modeling for mentionee recommendation, *Neural Networks* 106 (2018) 152–167.
- [321] G. Zhao, P. Lou, X. Qian, X. Hou, Personalized location recommendation by fusing sentimental and spatial context, *Knowledge-Based Systems* 196 (2020) 105849.
- [322] P. Berkhin, Bookmark-coloring algorithm for personalized pagerank computing, *Internet Mathematics* 3 (2006) 41–62.
- [323] G. Ferenc, M. Ye, W.-C. Lee, Location recommendation for out-of-town users in location-based social networks, in: Proceedings of the 22nd ACM international conference on Information & Knowledge Management, 2013, pp. 721–726.
- [324] H. Yin, Y. Sun, B. Cui, Z. Hu, L. Chen, Lcars: a location-content-aware recommender system, in: Proceedings of the 19th ACM SIGKDD international conference on Knowledge discovery and data mining, 2013, pp. 221–229.
- [325] Y. Shi, L. Zhu, W. Li, K. Guo, Y. Zheng, Survey on classic and latest textual sentiment analysis articles and techniques, *International Journal of Information Technology & Decision Making* 18 (2019) 1243–1287.
- [326] D. A. Pereira, A survey of sentiment analysis in the portuguese language, *Artificial Intelligence Review* 54 (2021) 1087–1115.
- [327] Z. Yao, Exploiting human mobility patterns for point-of-interest recommendation, in: Proceedings of the Eleventh ACM International Conference on Web Search and Data Mining, 2018, pp. 757–758.
- [328] S. Jiang, X. Qian, J. Shen, Y. Fu, T. Mei, Author topic model-based collaborative filtering for personalized poi recommendations, *IEEE transactions on multimedia* 17 (2015) 907–918.
- [329] S. Auer, V. Kovtun, M. Prinz, A. Kasprzik, M. Stocker, M. E. Vidal, Towards a knowledge graph for science, in: Proceedings of the 8th International Conference on Web Intelligence, Mining and Semantics, 2018, pp. 1–6.
- [330] Z. Wu, S. Pan, F. Chen, G. Long, C. Zhang, S. Y. Philip, A comprehensive survey on graph neural networks, *IEEE*

transactions on neural networks and learning systems (2020).

- [331] J. Zhou, G. Cui, S. Hu, Z. Zhang, C. Yang, Z. Liu, L. Wang, C. Li, M. Sun, Graph neural networks: A review of methods and applications, *AI Open* 1 (2020) 57–81.
- [332] F. Wang, C. Zhang, Label propagation through linear neighborhoods, *IEEE Transactions on Knowledge and Data Engineering* 20 (2007) 55–67.
- [333] H. Wang, M. Zhao, X. Xie, W. Li, M. Guo, Knowledge graph convolutional networks for recommender systems, in: *The world wide web conference*, 2019, pp. 3307–3313.
- [334] T. Joachims, et al., Transductive inference for text classification using support vector machines, in: *Icml*, volume 99, 1999, pp. 200–209.
- [335] M. Belkin, P. Niyogi, V. Sindhwani, On manifold regularization., in: *AISTATS*, volume 1, 2005.
- [336] W. L. Hamilton, R. Ying, J. Leskovec, Inductive representation learning on large graphs, *arXiv preprint arXiv:1706.02216* (2017).
- [337] J. Qiu, Y. Dong, H. Ma, J. Li, C. Wang, K. Wang, J. Tang, Netsmf: Large-scale network embedding as sparse matrix factorization, in: *The World Wide Web Conference*, 2019, pp. 1509–1520.
- [338] D. Cheng, Y. Cheng, Y. Liu, R. Peng, S.-H. Teng, Efficient sampling for gaussian graphical models via spectral sparsification, in: *Conference on Learning Theory*, PMLR, 2015, pp. 364–390.
- [339] H. Liu, Y. Wu, Y. Yang, Analogical inference for multi-relational embeddings, in: *International conference on machine learning*, PMLR, 2017, pp. 2168–2178.
- [340] M. Nickel, L. Rosasco, T. Poggio, Holographic embeddings of knowledge graphs, in: *Proceedings of the AAAI Conference on Artificial Intelligence*, volume 30, 2016.
- [341] Z. Li, F. Liu, W. Yang, S. Peng, J. Zhou, A survey of convolutional neural networks: analysis, applications, and prospects, *IEEE Transactions on Neural Networks and Learning Systems* (2021).
- [342] C. Xu, D. Tao, C. Xu, A survey on multi-view learning, *arXiv preprint arXiv:1304.5634* (2013).
- [343] Y. Li, M. Yang, Z. Zhang, A survey of multi-view representation learning, *IEEE transactions on knowledge and data engineering* 31 (2018) 1863–1883.
- [344] Y. Shi, F. Han, X. He, X. He, C. Yang, J. Luo, J. Han, mvn2vec: Preservation and collaboration in multi-view network embedding, *arXiv preprint arXiv:1801.06597* (2018).
- [345] K. Chaudhuri, S. M. Kakade, K. Livescu, K. Sridharan, Multi-view clustering via canonical correlation analysis, in: *Proceedings of the 26th annual international conference on machine learning*, 2009, pp. 129–136.
- [346] A. Kumar, P. Rai, H. Daume, Co-regularized multi-view spectral clustering, *Advances in neural information processing systems* 24 (2011) 1413–1421.
- [347] T. Xia, D. Tao, T. Mei, Y. Zhang, Multiview spectral embedding, *IEEE Transactions on Systems, Man, and Cybernetics, Part B (Cybernetics)* 40 (2010) 1438–1446.
- [348] D. Greene, P. Cunningham, A matrix factorization approach for integrating multiple data views, in: *Joint European conference on machine learning and knowledge discovery in databases*, Springer, 2009, pp. 423–438.
- [349] H. Zhang, L. Qiu, L. Yi, Y. Song, Scalable multiplex network embedding., in: *IJCAI*, volume 18, 2018, pp. 3082–3088.
- [350] M. Qu, J. Tang, J. Shang, X. Ren, M. Zhang, J. Han, An attention-based collaboration framework for multi-view network representation learning, in: *Proceedings of the 2017 ACM on Conference on Information and Knowledge Management*, 2017, pp. 1767–1776.
- [351] A. R. Benson, D. F. Gleich, J. Leskovec, Higher-order organization of complex networks, *Science* 353 (2016) 163–166.
- [352] M. De Domenico, V. Nicosia, A. Arenas, V. Latora, Structural reducibility of multilayer networks, *Nature communications* 6 (2015) 1–9.
- [353] Y. Hu, S. Havlin, H. A. Makse, Conditions for viral influence spreading through multiplex correlated social networks, *Physical Review X* 4 (2014) 021031.
- [354] B. Perozzi, V. Kulkarni, H. Chen, S. Skiena, Don’t walk, skip! online learning of multi-scale network embeddings, in: *Proceedings of the 2017 IEEE/ACM International Conference on Advances in Social Networks Analysis and Mining 2017*, 2017, pp. 258–265.
- [355] L. F. Ribeiro, P. H. Saverese, D. R. Figueiredo, struc2vec: Learning node representations from structural identity, in: *Proceedings of the 23rd ACM SIGKDD international conference on knowledge discovery and data mining*, 2017, pp. 385–394.
- [356] M. Ouyang, Review on modeling and simulation of interdependent critical infrastructure systems, *Reliability engineering & System safety* 121 (2014) 43–60.
- [357] S. Nambisan, Platforms for collaboration, *Stanford Social Innovation Review* 7 (2009) 44–49.
- [358] L. Xu, X. Wei, J. Cao, P. S. Yu, Embedding of embedding (eoe) joint embedding for coupled heterogeneous networks, in: *Proceedings of the Tenth ACM International Conference on Web Search and Data Mining*, 2017, pp. 741–749.

- [359] J. Li, C. Chen, H. Tong, H. Liu, Multi-layered network embedding, in: Proceedings of the 2018 SIAM International Conference on Data Mining, SIAM, 2018, pp. 684–692.
- [360] W. Liu, P.-Y. Chen, S. Yeung, T. Suzumura, L. Chen, Principled multilayer network embedding, in: 2017 IEEE International Conference on Data Mining Workshops (ICDMW), IEEE, 2017, pp. 134–141.
- [361] Y. Cen, X. Zou, J. Zhang, H. Yang, J. Zhou, J. Tang, Representation learning for attributed multiplex heterogeneous network, in: Proceedings of the 25th ACM SIGKDD International Conference on Knowledge Discovery & Data Mining, 2019, pp. 1358–1368.
- [362] J. Ni, S. Chang, X. Liu, W. Cheng, H. Chen, D. Xu, X. Zhang, Co-regularized deep multi-network embedding, in: Proceedings of the 2018 World Wide Web Conference, 2018, pp. 469–478.
- [363] X. Li, N. Du, H. Li, K. Li, J. Gao, A. Zhang, A deep learning approach to link prediction in dynamic networks, in: Proceedings of the 2014 SIAM International Conference on Data Mining, SIAM, 2014, pp. 289–297.
- [364] Y. Lu, X. Wang, C. Shi, P. S. Yu, Y. Ye, Temporal network embedding with micro-and macro-dynamics, in: Proceedings of the 28th ACM International Conference on Information and Knowledge Management, 2019, pp. 469–478.
- [365] Y. Zuo, G. Liu, H. Lin, J. Guo, X. Hu, J. Wu, Embedding temporal network via neighborhood formation, in: Proceedings of the 24th ACM SIGKDD international conference on knowledge discovery & data mining, 2018, pp. 2857–2866.
- [366] D. Xu, C. Ruan, E. Korpeoglu, S. Kumar, K. Achan, Inductive representation learning on temporal graphs, arXiv preprint arXiv:2002.07962 (2020).
- [367] S. M. Kazemi, R. Goel, K. Jain, I. Kobyzev, A. Sethi, P. Forsyth, P. Poupart, Representation learning for dynamic graphs: A survey., *Journal of Machine Learning Research* 21 (2020) 1–73.
- [368] V. W. Anelli, T. Di Noia, E. Di Sciascio, A. Ragone, J. Trotta, How to make latent factors interpretable by feeding factorization machines with knowledge graphs, in: International Semantic Web Conference, Springer, 2019, pp. 38–56.
- [369] F. Zhang, N. J. Yuan, D. Lian, X. Xie, W.-Y. Ma, Collaborative knowledge base embedding for recommender systems, in: Proceedings of the 22nd ACM SIGKDD international conference on knowledge discovery and data mining, 2016, pp. 353–362.
- [370] X. Wang, X. He, Y. Cao, M. Liu, T.-S. Chua, Kgat: Knowledge graph attention network for recommendation, in: Proceedings of the 25th ACM SIGKDD International Conference on Knowledge Discovery & Data Mining, 2019, pp. 950–958.
- [371] C. Ma, L. Ma, Y. Zhang, H. Wu, X. Liu, M. Coates, Knowledge-enhanced top-k recommendation in poincaré ball, arXiv preprint arXiv:2101.04852 (2021).
- [372] R. Togashi, M. Otani, S. Satoh, Alleviating cold-start problems in recommendation through pseudo-labelling over knowledge graph, arXiv preprint arXiv:2011.05061 (2020).
- [373] D.-H. Lee, et al., Pseudo-label: The simple and efficient semi-supervised learning method for deep neural networks, in: Workshop on challenges in representation learning, ICML, volume 3, 2013.
- [374] X. Wang, Y. Xu, X. He, Y. Cao, M. Wang, T.-S. Chua, Reinforced negative sampling over knowledge graph for recommendation, in: Proceedings of The Web Conference 2020, 2020, pp. 99–109.
- [375] C. Chen, M. Zhang, W. Ma, Y. Liu, S. Ma, Jointly non-sampling learning for knowledge graph enhanced recommendation, in: Proceedings of the 43rd International ACM SIGIR Conference on Research and Development in Information Retrieval, 2020, pp. 189–198.
- [376] Y. Xian, Z. Fu, S. Muthukrishnan, G. De Melo, Y. Zhang, Reinforcement knowledge graph reasoning for explainable recommendation, in: Proceedings of the 42nd international ACM SIGIR conference on research and development in information retrieval, 2019, pp. 285–294.
- [377] W. Lei, X. He, M. de Rijke, T.-S. Chua, Conversational recommendation: Formulation, methods, and evaluation, in: Proceedings of the 43rd International ACM SIGIR Conference on Research and Development in Information Retrieval, 2020, pp. 2425–2428.
- [378] D. Jannach, A. Manzoor, W. Cai, L. Chen, A survey on conversational recommender systems, *ACM Computing Surveys (CSUR)* 54 (2021) 1–36.
- [379] C. Gao, W. Lei, X. He, M. de Rijke, T.-S. Chua, Advances and challenges in conversational recommender systems: A survey, arXiv preprint arXiv:2101.09459 (2021).
- [380] K. Zhou, Y. Zhou, W. X. Zhao, X. Wang, J.-R. Wen, Towards topic-guided conversational recommender system, arXiv preprint arXiv:2010.04125 (2020).
- [381] J. Li, M. Galley, C. Brockett, J. Gao, B. Dolan, A diversity-promoting objective function for neural conversation models, arXiv preprint arXiv:1510.03055 (2015).
- [382] O. Vinyals, Q. Le, A neural conversational model, arXiv preprint arXiv:1506.05869 (2015).
- [383] Y. Zhang, X. Chen, Q. Ai, L. Yang, W. B. Croft, Towards conversational search and recommendation: System ask, user respond, in: Proceedings of the 27th acm international conference on information and knowledge management,

2018, pp. 177–186.

- [384] Q. Chen, J. Lin, Y. Zhang, M. Ding, Y. Cen, H. Yang, J. Tang, Towards knowledge-based recommender dialog system, arXiv preprint arXiv:1908.05391 (2019).
- [385] W. Lei, X. He, Y. Miao, Q. Wu, R. Hong, M.-Y. Kan, T.-S. Chua, Estimation-action-reflection: Towards deep interaction between conversational and recommender systems, in: Proceedings of the 13th International Conference on Web Search and Data Mining, 2020, pp. 304–312.
- [386] X. Zhang, H. Xie, H. Li, J. Lui, Toward building conversational recommender systems: A contextual bandit approach, arXiv preprint arXiv:1906.01219 (2019).
- [387] J. He, H. H. Zhuo, J. Law, Distributed-representation based hybrid recommender system with short item descriptions, arXiv preprint arXiv:1703.04854 (2017).
- [388] R. Li, S. Kahou, H. Schulz, V. Michalski, L. Charlin, C. Pal, Towards deep conversational recommendations, arXiv preprint arXiv:1812.07617 (2018).
- [389] K. Zhou, W. X. Zhao, S. Bian, Y. Zhou, J.-R. Wen, J. Yu, Improving conversational recommender systems via knowledge graph based semantic fusion, in: Proceedings of the 26th ACM SIGKDD International Conference on Knowledge Discovery & Data Mining, 2020, pp. 1006–1014.
- [390] J. Tang, T. Zhao, C. Xiong, X. Liang, E. P. Xing, Z. Hu, Target-guided open-domain conversation, arXiv preprint arXiv:1905.11553 (2019).
- [391] D. Kang, A. Balakrishnan, P. Shah, P. Crook, Y.-L. Boureau, J. Weston, Recommendation as a communication game: Self-supervised bot-play for goal-oriented dialogue, arXiv preprint arXiv:1909.03922 (2019).
- [392] Z. Liu, H. Wang, Z.-Y. Niu, H. Wu, W. Che, T. Liu, Towards conversational recommendation over multi-type dialogs, arXiv preprint arXiv:2005.03954 (2020).
- [393] M. Karimi, D. Jannach, M. Jugovac, News recommender systems—survey and roads ahead, *Information Processing & Management* 54 (2018) 1203–1227.
- [394] M. Li, L. Wang, A survey on personalized news recommendation technology, *IEEE Access* 7 (2019) 145861–145879.
- [395] H. Abdollahpouri, E. C. Malthouse, J. A. Konstan, B. Mobasher, J. Gilbert, Toward the next generation of news recommender systems, in: Companion Proceedings of the Web Conference 2021, 2021, pp. 402–406.
- [396] S. Raza, C. Ding, News recommender system: a review of recent progress, challenges, and opportunities, *Artificial Intelligence Review* (2021) 1–52.
- [397] H. Wang, F. Zhang, X. Xie, M. Guo, Dkn: Deep knowledge-aware network for news recommendation, in: Proceedings of the 2018 world wide web conference, 2018, pp. 1835–1844.
- [398] S. Albawi, T. A. Mohammed, S. Al-Zawi, Understanding of a convolutional neural network, in: 2017 International Conference on Engineering and Technology (ICET), Ieee, 2017, pp. 1–6.
- [399] W. X. Zhao, S. Mu, Y. Hou, Z. Lin, K. Li, Y. Chen, Y. Lu, H. Wang, C. Tian, X. Pan, et al., Recbole: Towards a unified, comprehensive and efficient framework for recommendation algorithms, arXiv preprint arXiv:2011.01731 (2020).
- [400] N. Hug, Surprise: A python library for recommender systems, *Journal of Open Source Software* 5 (2020) 2174.
- [401] A. Gunawardana, G. Shani, A survey of accuracy evaluation metrics of recommendation tasks., *Journal of Machine Learning Research* 10 (2009).
- [402] W. Krichene, S. Rendle, On sampled metrics for item recommendation, in: Proceedings of the 26th ACM SIGKDD International Conference on Knowledge Discovery & Data Mining, 2020, pp. 1748–1757.
- [403] C. J. Willmott, K. Matsuura, Advantages of the mean absolute error (mae) over the root mean square error (rmse) in assessing average model performance, *Climate research* 30 (2005) 79–82.
- [404] Y. Wang, L. Wang, Y. Li, D. He, W. Chen, T.-Y. Liu, A theoretical analysis of ndcg ranking measures, in: Proceedings of the 26th annual conference on learning theory (COLT 2013), volume 8, 2013, p. 6.
- [405] Z.-D. Zhao, M.-S. Shang, User-based collaborative-filtering recommendation algorithms on hadoop, in: 2010 third international conference on knowledge discovery and data mining, IEEE, 2010, pp. 478–481.
- [406] N. Srivastava, R. Salakhutdinov, et al., Multimodal learning with deep boltzmann machines., in: NIPS, volume 1, Citeseer, 2012, p. 2.
- [407] J. Wang, A. P. De Vries, M. J. Reinders, Unifying user-based and item-based collaborative filtering approaches by similarity fusion, in: Proceedings of the 29th annual international ACM SIGIR conference on Research and development in information retrieval, 2006, pp. 501–508.
- [408] T. Zhou, Z. Kuscsik, J.-G. Liu, M. Medo, J. R. Wakeling, Y.-C. Zhang, Solving the apparent diversity-accuracy dilemma of recommender systems, *Proceedings of the National Academy of Sciences* 107 (2010) 4511–4515.
- [409] Y. Zhou, L. Lü, W. Liu, J. Zhang, The power of ground user in recommender systems, *PLoS One* 8 (2013) e70094.
- [410] R. Pascanu, T. Mikolov, Y. Bengio, On the difficulty of training recurrent neural networks, in: International conference

- on machine learning, PMLR, 2013, pp. 1310–1318.
- [411] Y. Wang, Q. Yao, J. T. Kwok, L. M. Ni, Generalizing from a few examples: A survey on few-shot learning, *ACM Computing Surveys (CSUR)* 53 (2020) 1–34.
 - [412] N. Bendre, H. T. Marín, P. Najafirad, Learning from few samples: A survey, *arXiv preprint arXiv:2007.15484* (2020).
 - [413] P. De Handschutter, N. Gillis, X. Siebert, A survey on deep matrix factorizations, *Computer Science Review* 42 (2021) 100423.
 - [414] A. E. Sizemore, C. Giusti, A. Kahn, J. M. Vettel, R. F. Betzel, D. S. Bassett, Cliques and cavities in the human connectome, *Journal of computational neuroscience* 44 (2018) 115–145.
 - [415] D. Shi, L. Lü, G. Chen, Totally homogeneous networks, *National Science Review* 6 (2019) 962–969.
 - [416] F. Battiston, G. Cencetti, I. Iacopini, V. Latora, M. Lucas, A. Patania, J.-G. Young, G. Petri, Networks beyond pairwise interactions: structure and dynamics, *Physics Reports* 874 (2020) 1–92.
 - [417] D. Shi, Z. Chen, X. Sun, Q. Chen, Y. Lou, G. Chen, Computing cliques and cavities in networks, *arXiv preprint arXiv:2101.00536* (2021).
 - [418] X. Ouvrard, Hypergraphs: an introduction and review, *arXiv preprint arXiv:2002.05014* (2020).
 - [419] M. Aledhari, R. Razzak, R. M. Parizi, F. Saeed, Federated learning: A survey on enabling technologies, protocols, and applications, *IEEE Access* 8 (2020) 140699–140725.
 - [420] V. Mothukuri, R. M. Parizi, S. Pouriyeh, Y. Huang, A. Dehghantanha, G. Srivastava, A survey on security and privacy of federated learning, *Future Generation Computer Systems* 115 (2021) 619–640.
 - [421] B. Yi, X. Shen, H. Liu, Z. Zhang, W. Zhang, S. Liu, N. Xiong, Deep matrix factorization with implicit feedback embedding for recommendation system, *IEEE Transactions on Industrial Informatics* 15 (2019) 4591–4601.
 - [422] O. Barkan, N. Koenigstein, Item2vec: neural item embedding for collaborative filtering, in: *2016 IEEE 26th International Workshop on Machine Learning for Signal Processing (MLSP)*, IEEE, 2016, pp. 1–6.

Appendix A Hyper-parameter settings in experiments

Table A1: Hyper-parameter settings. The hyper-parameter settings for evaluated models follow the principle of making a balance between their recommendation accuracy and the requirements for computing resources. For conventional recommendation models, the k-nearest neighbors (K) of UserKNN, ItemKNN, and HybridKNN are set to 10 and the combination ratio (α) of HybridKNN and HybridS is set to 0.5 on the three data sets. For graph embedding-based recommendation models, the optimal embedding dimension (dim) is searched in the space of [4, 8, 16, 32, 64, 128], and the optimal learning rate (lr) is searched in the space of [0.1, 0.05, 0.01, 0.005, 0.001]; for deep learning-based models, the layers and dropout are set by experience. More details are shown below, where n.a. indicates the failure of a model’s implementation on the data set.

	MovieLens 100K	MovieLens 1M	Jester 617K
UserKNN	K=10	K=10	K=10
ItemKNN	K=10	K=10	K=10
HybridKNN	K=10, $\alpha = 0.5$	K=10, $\alpha = 0.5$	K=10, $\alpha = 0.5$
HybridS	$\alpha = 0.5$	$\alpha = 0.5$	$\alpha = 0.5$
FunkSVD	dim=4, lr=0.01	dim=8, lr=0.01	n.a.
PMF	dim=16, lr=0.01	dim=8, lr=0.01	dim=64, lr=0.01
FM	dim=8, lr=0.01	dim=4, lr=0.01	dim=4, lr=0.01
AutoRec	dim=4, lr=0.01	dim=32, lr=0.001	dim=8, lr=0.05
GMF	dim=128, lr=0.01	dim=128, lr=0.005	dim=4, lr=0.05
MLP	dim=64, lr=0.05, layers=3, dropout=0.5	dim=32, lr=0.005, layers=3, dropout=0.5	dim=16, lr=0.01, layers=3, dropout=0.5
NCF	dim=128, lr=0.01,0.01,0.005, layers=3, dropout=0.5	dim=64, lr=0.01,0.01,0.005, layers=3, dropout=0.5	dim=128, lr=0.01,0.01,0.01, layers=3, dropout=0.5
TransE	dim=128, lr=0.01	dim=64, lr=0.005	dim=128, lr=0.1

Appendix B Indexing

Table A2: Indexing.

Recommendation (information)	Method	Content	Indexing	Typical works
Bipartite graph embedding-based recommendation (static user-item interactions)	Matrix factorization (MF)	FunkSVD and its variants	Sec. 3.1.1	[79], [79], [154]
		Combinations with KNN	Sec. 3.1.1	[155], [156], [157]
		Non-negative MF	Sec. 3.1.1	[158], [159], [160], [161], [162]
		Based on metric learning	Sec. 3.1.1	[169], [170], [174]
		Other factorization frameworks	Sec. 3.1.1	[175], [176], [177]
	Bayesian analysis	Automatic hyper-parameter adjustment	Sec. 3.1.2	[181], [183], [185], [187], [186], [163]
		Pair-wise ranking	Sec. 3.1.2	[189]
	Deep learning	For learning embeddings	Sec. 3.1.3	[193], [421], [196], [134]
		For proximity measurement	Sec. 3.1.3	[195], [199]
		Based on causal learning	Sec. 3.1.3	[190], [153]
	Others	Not missing at random assumption	Sec. 3.1.4	[205], [204]
		Positive-unlabeled problem	Sec. 3.1.4	[211], [212]
		Transfer learning	Sec. 3.1.4	[213], [221]
		Fast online learning	Sec. 3.1.4	[212], [225], [144], [226]
Bipartite graph embedding-based recommendation (temporal user-item interactions)	Matrix factorization	User’s long-term preferences (online learning)	Sec. 3.2.1	[232], [233], [234], [235]
	Markov processes	User’s short-term preferences (sequential learning)	Sec. 3.2.2	[238], [239], [238], [241], [242], [243]
		Automatic hyper-parameter adjustment	Sec. 3.2.2	[244]
General graph embedding-based recommendation (side information)	Translation	Techniques	Sec. 4.1.1	[251], [252], [68], [68], [253], [69], [255], [256]
		Recommendation models	Sec. 4.2	[293], [294]
	Meta path	Techniques	Sec. 4.1.2	[262], [264], [266], [70], [271], [265], [273], [274], [272], [270], [267]
		Recommendation models	Sec. 4.2	[295], [296], [297], [299], [422]
	Deep learning	Techniques of AutoEncoder	Sec. 4.1.3	[275], [276], [278], [279], [280], [284]
		Techniques of attention mechanism	Sec. 4.1.3	[287], [286], [290], [291], [292]
		Recommendation models	Sec. 4.2	[301], [302], [303], [304], [305], [307], [309]
Knowledge graph embedding-based recommendation (knowledge)	Large-scale learning	Techniques	Sec. 5.1	[334], [335], [336], [337], [265], [338], [286], [339], [340]
		Recommendation models	Sec. 5.2	[368], [369], [333], [370], [371], [372], [372], [374], [375]
		Recommendation models (meta path-based)	Sec. 5.2	[376], [299], [376], [73], [300]
	Multi-viewed graphs	Techniques	Sec. 5.1	[345], [346], [347], [344], [349], [350]
	Multi-layered graphs	Techniques	Sec. 5.1	[354], [355], [358], [272], [359], [360], [361], [362]
	Evolution	Techniques	Sec. 5.1	[363], [364], [365], [367]