

Numerical reasoning in machine reading comprehension tasks: are we there yet?

Hadeel Al-Negheimish¹, Pranava Madhyastha^{2,1} and Alessandra Russo¹

¹ Imperial College London ² City, University of London

{halnegheimish, a.russo}@imperial.ac.uk,
pranava.madhyastha@city.ac.uk

Abstract

Numerical reasoning based machine reading comprehension is a task that involves reading comprehension along with using arithmetic operations such as addition, subtraction, sorting, and counting. The DROP benchmark (Dua et al., 2019) is a recent dataset that has inspired the design of NLP models aimed at solving this task. The current standings of these models in the DROP leaderboard, over standard metrics, suggest that the models have achieved near-human performance. However, does this mean that these models have learned to reason? In this paper, we present a controlled study on some of the top-performing model architectures for the task of numerical reasoning. Our observations suggest that the standard metrics are incapable of measuring progress towards such tasks.

1 Introduction

Machine reading comprehension (MRC) primarily involves building automated models that are capable of answering arbitrary natural language questions on a given textual context such as a paragraph. Solving this problem should in principle require a fine-grained understanding of the question and comprehension of the textual context to arrive at the correct answer. Designing an MRC benchmark is challenging, as it is easy to inadvertently craft questions that allow models to exploit cues that allow them to bypass the intended reasoning required (Gardner et al., 2019).

Recent advances in NLP, currently dominated by transformer-based pre-trained models, have resulted in models that indicate, when measured with standard metrics, human-like performance on a variety of benchmarks over leaderboards for MRC¹. In this paper, we focus on numerical reasoning based MRC and investigate DROP (Dua et al., 2019), a recent benchmark designed to measure

complex multi-hop and discrete reasoning, including numerical reasoning². In contrast to single-span extraction tasks, DROP allows sets of spans, numbers, and dates as possible answers. We are particularly interested in numerical questions, for eg., ‘How many years did it take for the population to decrease to about 1100 from 10000?’ which requires extracting the corresponding years for the associated populations from the given passage, followed by computing the time difference in years. The benchmark has inspired the design of specialized BERT and embedding-based NLP models aimed at solving this task, seemingly achieving near-human performance (evaluated using F1 scores) as reported in the DROP leaderboard.

In this work, we investigate some of DROP’s top-performing models on the leaderboard in order to understand the extent to which these models are capable of performing numerical reasoning, in contrast to relying on spurious cues. We probe the models with a variety of perturbation techniques to assess how well models *understand* the question, and to what extent such models are basing the answers on the textual evidence. We show that the top-performing models can accurately answer a significant portion (with performance exceeding 35%—61% F1) of the samples even with completely garbled questions. We further observe that, for a large portion of comparison style questions, these models are able to accurately answer without even having access to the relevant textual context. These observations call into question the evaluation paradigm that only uses standard quantitative measures such as F1 scores and accuracy. The ranking on the leaderboards can lead to a false belief that NLP models have achieved human parity in such complex tasks. We advocate the community to move towards more comprehensive analyses especially for leaderboards and for measuring progress.

¹for eg., <https://leaderboard.allenai.org/>

²We refer the reader to Thawani et al. (2021), for a recent survey on numeracy in NLP.

Model	Dev (9,536)		Num (6,848)		Test (9,622)	
	EM	F1	EM	F1	EM	F1
BOW-Linear	8.61	9.35	10.53	10.77		
NAQANet	41.72	45.70	44.50	45.65	44.24	47.24
MTMSN	70.54	74.95	77.37	78.01	75.88	79.99
NeRd	73.86	77.24	78.49	79.02	78.33	81.71
GenBERT	63.18	67.60	72.55	73.25	68.60	72.35
TASE	73.82	77.96	78.62	79.22	80.42	83.62
NumNet+	73.56	77.70	79.15	79.80	81.52	84.84
Human					94.09	96.42

Table 1: Performance on a) devset (**Dev**); b) numset (**Num**); c) hidden testset (**Test**) (from leaderboard).

2 Dataset and Models

In this section, we briefly highlight the dataset and models under consideration.

Dataset DROP (Dua et al., 2019) includes questions with various types of reasoning, of which we are interested here in numerical reasoning. We filter the provided *dev* set to only include questions that require numerical reasoning; this was done by first including all answers with type *number*, and then augmenting with comparison questions, filtered heuristically based on whether it contains a comparative adjective or a comparative adverb. 5850 questions were *number* and 998 were *comparison*. We call this *numset* and use it in this paper as a basis for all experiments³.

Models We include all publicly available models that appear in the DROP leaderboard⁴, this includes NAQANet (Dua et al., 2019), MTMSN (Hu et al., 2019), NeRd (Chen et al., 2020), GenBERT (Geva et al., 2020), TASE (Segal et al., 2020) and NumNet+ (Ran et al., 2019), in addition to a simple logistic regression bag-of-words model to ground our results. With the exception of NumNet+, which has been trained on our local machines from a published codebase, we use the provided model checkpoint by the corresponding authors. All of the included models are based on the transformer architecture (Vaswani et al., 2017). They vary, however, on how they tackle the task: NeRd solves the problem by generating a program from a domain-specific language; GenBERT augments the language model pre-training procedure by adding two more stages, pre-training with numerical data and pre-training with numeric textual data; the rest

rely on specialized modules to solve each of the different question types. The counting module frames the task as a multi-class classification problem of numbers 0-9, whilst the arithmetic module assigns a zero or a sign to each number in the passage and sums it up. Finally, they also differ in the encoder, where NAQANet is based on GloVe (Pennington et al., 2014) embeddings; MTMSN, NeRd and GenBERT use BERT-uncased (Devlin et al., 2019) (*Large* variation for the first two, whereas the last is only available as *Base*); and TASE and NumNet+ use RoBERTa_{LARGE} (Liu et al., 2019). We note that, while some of the models obtain human parity F1-scores, these models are not public. However, with their corresponding descriptions, these models are markedly similar to the models evaluated in this paper and we believe that our observations hold on these models too.

Table 1 shows the performance of the models on the dev set, *numset*, and the test set scores as reported in the leaderboard. Note that scores for the first two columns and the ones reported in the rest of the paper are based on considering only the main annotator’s answer as gold, whereas the official evaluation script considers all annotations. This is done to clearly track changes in output after input perturbations.

3 Evaluating question understanding

Evaluating if a model *understands* questions is a non-trivial task. In this paper, we probe the performance of the models in the following two ways: evaluation of the models with question permutation and investigating the affinity to question class.

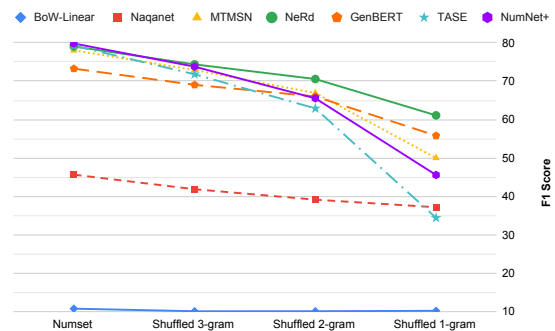


Figure 1: F1 scores on *numset* and {3,2,1}-gram shuffles. We note that the results are stable over 5 different random permutations (with $\sigma < 1\%$).

Question permutation experiment Inspired by recent observations in Pham (2020), we perturb

³all variations will be publicly released for reproducibility

⁴<https://leaderboard.allenai.org/drop/submissions/public>

the `numset` by shuffling the words of the corresponding question in each sample. We create three randomly permuted sets, that differ in the n -gram permutation. 1-gram shuffle refers to all words being shuffled, 2-gram and 3-gram refer to corresponding shuffles of ordered 2 and 3 grams in the question. For the question mentioned in the introduction, an example of the possible shuffles for each of the $\{3,2,1\}$ -grams are:

3-gram *10000 about 1100 from did it take to decrease to How many years for the population?*

2-gram *population to it take How many about 1100 from 10000 for the years did decrease to?*

1-gram *10000 for from years to decrease it population about 1100 did many to take How the?*

As the random permutations may distort the semantic meaning (and destroy the syntax) of the question, we expect the predictions of the models to be severely impacted (with results approaching that of random chance). However, our experiments reveal (in Figure 1) that this is not the case. Generally the trend suggests that 3-gram permutations do not generally degrade the performance severely. While we notice a that 1-gram permutation degrades the performance, we still observe that the models tend to predict a significant portion of questions correctly ($>35\%$ F1 score). Some models are barely affected, such as NAQANet. We remark that most models that are based on BERT or bag-of-embeddings seem to be generally more robust to permutation than RoBERTa based models.

We present an analysis on the effect of the number of numerical attributes in the passage and the ability of the models to make correct predictions in Table 2. We bin questions into quartiles, such that each bin contains the same number of questions. The first bin contains passages with at most 12 numerical attributes, the second bin has between 13 and 18 numerical attributes, the third ranges between 19 and 23, and finally, the last bin contains passages with more than 23 numerical attributes. We observe that there is no clear association between the performance of the models and the number of numerical attributes in a passage. This experiment indicates that the models are not sensitive to word-order and this can potentially impact their utility.

Affinity to the class of questions We further probe models on their affinity to answer questions by only relying on the *class* of questions. As the questions in DROP follow a certain pattern the

		Original	Shuffled 3-gram	Shuffled 2-gram	Shuffled 1-gram
MTMSN	$ n \leq 12$	79.27	75.4	67.54	50.05
	$12 < n \leq 18$	76.93	71.39	65.39	47.14
	$18 < n \leq 23$	81.23	76.06	70.96	54.88
	$ n > 23$	74.47	68.523	63.76	48.29
NeRd	$ n \leq 12$	78.42	74.42	70.21	60.05
	$12 < n \leq 18$	78.85	74.16	70.44	61.37
	$18 < n \leq 23$	81.65	76.92	74.14	64.76
	$ n > 23$	77.11	71.77	67.21	58
TASE	$ n \leq 12$	81.16	74.42	62.82	34.91
	$12 < n \leq 18$	77.86	70.25	62.04	34.17
	$18 < n \leq 23$	82.28	75.33	67.55	38.98
	$ n > 23$	75.39	66.89	59.09	29.26

Table 2: Breakdown of models’ performance (F1 score) on question-perturbation experiment based on the number of numerical attributes in the passage ($|n|$), compared to performance on original `numset`.

type can potentially be inferred by exploiting the first few words. In this experiment, we only make available the first few words of the question to the models. This typically contains insufficient details and should make it difficult for the models to arrive at the *correct* answer (average length of questions in `numset` is 12 words). We evaluate over three settings: passing the first two words, passing the first three words, and passing the first five words as the corresponding question. Below is an example of each on the question mentioned earlier:

2 Words *How many?*

3 Words *How many years?*

5 Words *How many years did it?*

Fig 2 shows the performance of the models on partial questions. With only five words, most models can still maintain a third of their correct predictions, and with only the first trigram of the question, they obtain an F1 $>11.4\%$, where NeRd obtains 15.42%. Further showing an affinity of the models to be able to answer questions by exploiting the mere presence of a few words in the question.

Unlike the permutation experiment, here breaking down performance based on existence of numerical attributes in the passage shows a steady decline in performance with more numbers in a passage (see Table 3), suggesting that it is more likely to get an answer correct if the space of possible arithmetic expressions is smaller.

4 Evaluating passage comprehension

We now examine whether the models are comprehending the passage and if they are basing their

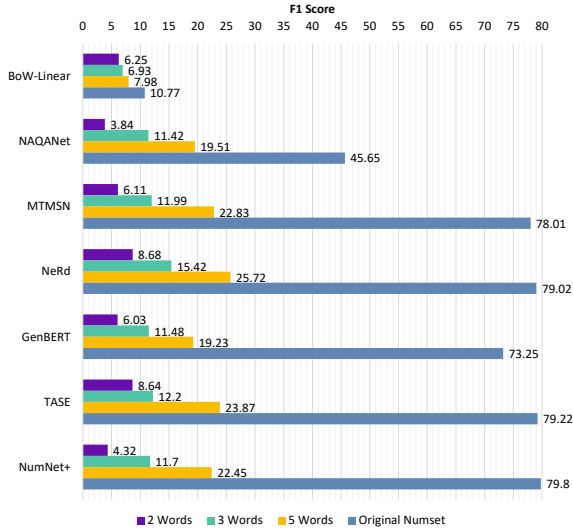


Figure 2: F1 scores for each of the models on the three partial question settings and original.

		Original	2Words	3Words	5Words
MTMSN	$ n \leq 12$	79.27	5.5	16.58	30.28
	$12 < n \leq 18$	76.93	7.5	12.73	24.759
	$18 < n \leq 23$	81.23	6.18	9.687	18.27
	$ n > 23$	74.47	4.26	8.257	16.724
NeRd	$ n \leq 12$	78.42	10.33	22.59	32.79
	$12 < n \leq 18$	78.85	9.62	14.77	28.11
	$18 < n \leq 23$	81.65	8.4	12.65	21.57
	$ n > 23$	77.11	5.93	10.99	19.01
TASE	$ n \leq 12$	81.16	11.29	17.27	29.11
	$12 < n \leq 18$	77.86	8.08	11.79	25.915
	$18 < n \leq 23$	82.28	8.94	10.94	21.948
	$ n > 23$	75.39	5.97	8.25	17.354

Table 3: Breakdown of models’ performance (F1 score) on affinity to class of questions experiment based on the number of numerical attributes in the passage ($|n|$), compared to performance on original numset.

predictions on the evidence provided in the passage. We probe with the following three settings:

Random Passage We pair each question with a randomly assigned passage from numset.

Dummy Passage We create an uninformative passage that contains no numbers, this is a proxy for a blank passage as models are unable to process that. It is the sequence: ‘*This is a sentence.*’

Fixed Passage We pair all questions with an unseen passage from the hidden test set. This passage has similar properties as passages in the train and dev, but is irrelevant to the corresponding question.

Figure 3 shows the results of these three settings⁵; we observe a general trend where the mod-

⁵Missing bars mean that the model failed to run.

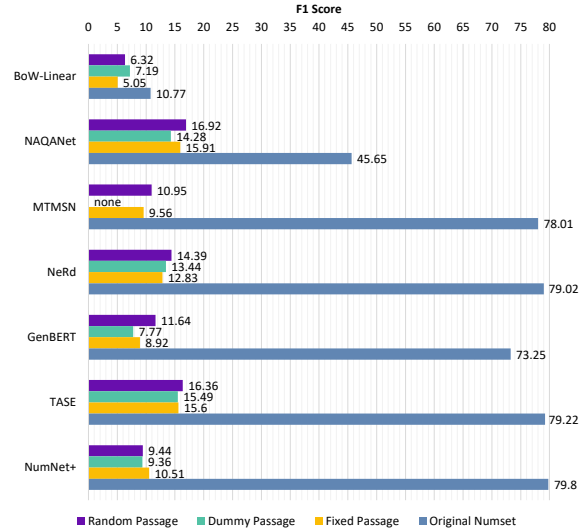


Figure 3: F1 scores for each of the models on the three irrelevant passage settings and original.

els are able to correctly answer a significant portion of the questions without even having access to the relevant context (with F1 between 10%—17%). On further examination we observed that span-type questions cover the majority of the correctly predicted answers in this setting, indicating that *comparison* type questions might carry inherent biases that models might exploit, such as questions of the form: ‘which group is larger: households or people?’, or even models picking up on the structure of the questions and learning to predict one of the two entities. Table 4 shows the number of correctly predicted comparison questions in numset and the percentage of these that can still be predicted correctly if we take its context away. Most worryingly, we observe that NAQANet and NeRd maintain almost all of their predictions across the different settings and do not seem to take the textual context into account. NumNet+ is the only model whose performance degrades drastically. We hypothesize that this could be due to the GNN reasoning module (with each number in the passage appearing as a node) that informs its decision. GenBERT exhibits a curious behavior of a significant drop in performance for Dummy and Fixed Passage settings, while maintaining >56% of its predictions in Random Passage. We postulate that this could be due to similarities in some passages in the devset.

5 Related work

Recent work has shown the effects of word-permutation on the performance of BERT-based

Model	Original Dataset	Random Passage	Dummy Passage	Fixed Passage
NAQANet	635	97.80%	95.43%	94.96%
MTMSN	728	56.18%	-	58.24%
NeRd	758	72.03%	72.43%	71.64%
GenBERT	704	56.71%	24.93%	36.85%
TASE	829	63.09%	59.83%	55.61%
NumNet+	807	22.18%	16.48%	27.51%

Table 4: Percentage of questions correctly predicted after replacing the passage with an unrelated one on comparison-type questions.

models in NLU tasks (Pham et al., 2020; Sinha et al., 2021b,a; Gupta et al., 2021). Chiefly, Pham et al. (2020) analyzed the effect of word-order on 6 binary-classification GLUE tasks and demonstrated the limitations of BERT-based models. In our work, we investigate it in the context of numerical reasoning and observe similar behavior, but more generally in transformer-based models. Investigating NLP models in the context of NLU has been the focus of several recent works. We briefly highlight the prominent related works that include Jia and Liang (2017) who show that span-extraction RC models can be fooled by adding an adversarial sentence to the end of the passage, McCoy et al. (2019) identify superficial heuristics that NLI models exploit instead of deeply understanding the language, and Ravichander et al. (2019) evaluate their quantitative reasoning NLI benchmark on SoTA models and find that they are similar to a majority-class baseline. Rozen et al. (2019) finds that a BERT-based NLI model fails to generalize to unseen number ranges in an adversarial dataset measuring numerical reasoning, suggesting an inherent model weakness.

Contrast Sets (Gardner et al., 2020) and Semantics Altering Modifications (SAMs) (Schlegel et al., 2020) are two works that introduce changes to MRC benchmarks to better understand the decision boundaries of the models. They include a subset of the DROP dataset, wherein the former the benchmark’s authors manually modify questions to include more compositional reasoning steps or change their semantics to create a Contrast Set. In the latter, the authors introduce an automatic way of generating SAMs, which alter the semantics of a sentence while preserving most of its lexical surface form. In our work, we take an inverse approach, where we alter the surface form of a question such that it no longer carries the meaning of the original question.

6 Discussion and conclusion

In this work, we closely examined some of the top-performing models for numerical reasoning on DROP. Our study suggests that models are not necessarily arriving at the correct answer by reasoning about the question and content of the passage. Both question understanding and passage comprehension experiments reveal serious holes in the way the models are able to arrive at the correct answers. We hypothesize that the models have managed to pick up on the spurious patterns of the benchmark, rather than solving the task. Possible reasons for biases include: patterns in the format of passages and questions, where passages either describe the outcome of an American football match, the census of a certain location, or some historical event (Gardner et al., 2020), resulting in redundancies in the structure of a passage and patterns in their content; and answer frequency distribution, with top 5 answers being shared between train and dev splits, covering almost 20% of the data. In fact, we found that in the *affinity to the class of questions* experiments, there exists a vast disparity in performance between questions with most-frequently occurring answers vs. others. In NeRd, for example, the EM for questions with 2 words is 17.75% in top-10 answers, whereas it is 4.2% in the rest. The disparity narrows with more words, as it is 21.5% vs. 11.90% for questions with 3 words, and 30.81% vs. 22.23% for questions with 5 words.

Benchmark leaderboards as they stand now can be misleading, incentivizing models to improve upon the reported scores without solving the underlying task. We strongly advocate for better methods to assess the capability of models for numerical reasoning. One such direction could be akin to Linzen (2020) who proposes a parallel evaluation paradigm that rewards models for possessing human-like generalization capabilities and Liu et al. (2021) that augments current leaderboards with three extra dimensions of interpretability, interactivity, and reliability. We highly recommend for careful design of the benchmarks and better leaderboards to correctly measure progress in such complex tasks.

Acknowledgements

This research has been supported by a PhD scholarship from King Saud University. We thank our anonymous reviewers for their constructive comments and suggestions, and SPIKE research group members for their feedback throughout this work.

References

- Xinyun Chen, Chen Liang, Adams Wei Yu, Denny Zhou, Dawn Song, and Quoc V. Le. 2020. [Neural symbolic reader: Scalable integration of distributed and symbolic representations for reading comprehension](#). In *International Conference on Learning Representations*.
- Jacob Devlin, Ming-Wei Chang, Kenton Lee, and Kristina Toutanova. 2019. [BERT: Pre-training of deep bidirectional transformers for language understanding](#). In *Proceedings of the 2019 Conference of the North American Chapter of the Association for Computational Linguistics: Human Language Technologies, Volume 1 (Long and Short Papers)*, pages 4171–4186, Minneapolis, Minnesota. Association for Computational Linguistics.
- Dheeru Dua, Yizhong Wang, Pradeep Dasigi, Gabriel Stanovsky, Sameer Singh, and Matt Gardner. 2019. [DROP: A reading comprehension benchmark requiring discrete reasoning over paragraphs](#). In *Proc. of NAACL*.
- Matt Gardner, Yoav Artzi, Victoria Basmov, Jonathan Berant, Ben Bogin, Sihao Chen, Pradeep Dasigi, Dheeru Dua, Yanai Elazar, Ananth Gottumukkala, Nitish Gupta, Hannaneh Hajishirzi, Gabriel Ilharco, Daniel Khashabi, Kevin Lin, Jiangming Liu, Nelson F. Liu, Phoebe Mulcaire, Qiang Ning, Sameer Singh, Noah A. Smith, Sanjay Subramanian, Reut Tsarfaty, Eric Wallace, Ally Zhang, and Ben Zhou. 2020. [Evaluating models’ local decision boundaries via contrast sets](#). In *Findings of the Association for Computational Linguistics: EMNLP 2020*, pages 1307–1323, Online. Association for Computational Linguistics.
- Matt Gardner, Jonathan Berant, Hannaneh Hajishirzi, Alon Talmor, and Sewon Min. 2019. [On making reading comprehension more comprehensive](#). In *Proceedings of the 2nd Workshop on Machine Reading for Question Answering*, pages 105–112, Hong Kong, China. Association for Computational Linguistics.
- Mor Geva, Ankit Gupta, and Jonathan Berant. 2020. [Injecting numerical reasoning skills into language models](#). In *Proceedings of the 58th Annual Meeting of the Association for Computational Linguistics*, pages 946–958, Online. Association for Computational Linguistics.
- Ashim Gupta, Giorgi Kvernadze, and Vivek Srikumar. 2021. [BERT & family eat word salad: Experiments with text understanding](#). *CoRR*, abs/2101.03453.
- Minghao Hu, Yuxing Peng, Zhen Huang, and Dongsheng Li. 2019. [A multi-type multi-span network for reading comprehension that requires discrete reasoning](#). In *Proceedings of the 2019 Conference on Empirical Methods in Natural Language Processing and the 9th International Joint Conference on Natural Language Processing (EMNLP-IJCNLP)*, pages 1596–1606, Hong Kong, China. Association for Computational Linguistics.
- Robin Jia and Percy Liang. 2017. [Adversarial examples for evaluating reading comprehension systems](#). In *Proceedings of the 2017 Conference on Empirical Methods in Natural Language Processing*, pages 2021–2031, Copenhagen, Denmark. Association for Computational Linguistics.
- Tal Linzen. 2020. [How can we accelerate progress towards human-like linguistic generalization?](#) In *Proceedings of the 58th Annual Meeting of the Association for Computational Linguistics*, pages 5210–5217, Online. Association for Computational Linguistics.
- Pengfei Liu, Jinlan Fu, Yang Xiao, Weizhe Yuan, Shuaichen Chang, Junqi Dai, Yixin Liu, Zihuiwen Ye, and Graham Neubig. 2021. [EXPLAIN-ABOARD: an explainable leaderboard for NLP](#). *CoRR*, abs/2104.06387.
- Yinhan Liu, Myle Ott, Naman Goyal, Jingfei Du, Mandar Joshi, Danqi Chen, Omer Levy, Mike Lewis, Luke Zettlemoyer, and Veselin Stoyanov. 2019. [Roberta: A robustly optimized bert pretraining approach](#).
- Tom McCoy, Ellie Pavlick, and Tal Linzen. 2019. [Right for the wrong reasons: Diagnosing syntactic heuristics in natural language inference](#). In *Proceedings of the 57th Annual Meeting of the Association for Computational Linguistics*, pages 3428–3448, Florence, Italy. Association for Computational Linguistics.
- Jeffrey Pennington, Richard Socher, and Christopher D. Manning. 2014. [Glove: Global vectors for word representation](#). In *Empirical Methods in Natural Language Processing (EMNLP)*, pages 1532–1543.
- Minh Quang Nhat Pham. 2020. [An empirical study of using pre-trained BERT models for Vietnamese relation extraction task at VLSP 2020](#). In *Proceedings of the 7th International Workshop on Vietnamese Language and Speech Processing*, pages 13–18, Hanoi, Vietnam. Association for Computational Linguistics.
- Thang M. Pham, Trung Bui, Long Mai, and Anh Nguyen. 2020. [Out of order: How important is the sequential order of words in a sentence in natural language understanding tasks?](#) *CoRR*, abs/2012.15180.
- Qiu Ran, Yankai Lin, Peng Li, Jie Zhou, and Zhiyuan Liu. 2019. [NumNet: Machine reading comprehension with numerical reasoning](#). In *Proceedings of the 2019 Conference on Empirical Methods in Natural Language Processing and the 9th International Joint Conference on Natural Language Processing (EMNLP-IJCNLP)*, pages 2474–2484, Hong Kong, China. Association for Computational Linguistics.

Abhilasha Ravichander, Aakanksha Naik, Carolyn Rose, and Eduard Hovy. 2019. [EQUATE: A benchmark evaluation framework for quantitative reasoning in natural language inference](#). In *Proceedings of the 23rd Conference on Computational Natural Language Learning (CoNLL)*, pages 349–361, Hong Kong, China. Association for Computational Linguistics.

Ohad Rozen, Vered Shwartz, Roei Aharoni, and Ido Dagan. 2019. [Diversify your datasets: Analyzing generalization via controlled variance in adversarial datasets](#). In *Proceedings of the 23rd Conference on Computational Natural Language Learning (CoNLL)*, pages 196–205, Hong Kong, China. Association for Computational Linguistics.

Viktor Schlegel, Goran Nenadic, and Riza Batista-Navarro. 2020. [Semantics altering modifications for evaluating comprehension in machine reading](#). *CoRR*, abs/2012.04056.

Elad Segal, Avia Efrat, Mor Shoham, Amir Globerson, and Jonathan Berant. 2020. [A simple and effective model for answering multi-span questions](#). In *Proceedings of the 2020 Conference on Empirical Methods in Natural Language Processing (EMNLP)*, pages 3074–3080, Online. Association for Computational Linguistics.

Koustuv Sinha, Robin Jia, Dieuwke Hupkes, Joelle Pineau, Adina Williams, and Douwe Kiela. 2021a. [Masked language modeling and the distributional hypothesis: Order word matters pre-training for little](#). *CoRR*, abs/2104.06644.

Koustuv Sinha, Prasanna Parthasarathi, Joelle Pineau, and Adina Williams. 2021b. [Unnatural language inference](#). *CoRR*, abs/2101.00010.

Avijit Thawani, Jay Pujara, Filip Ilievski, and Pedro Szekely. 2021. [Representing numbers in NLP: a survey and a vision](#). In *Proceedings of the 2021 Conference of the North American Chapter of the Association for Computational Linguistics: Human Language Technologies*, pages 644–656, Online. Association for Computational Linguistics.

Ashish Vaswani, Noam Shazeer, Niki Parmar, Jakob Uszkoreit, Llion Jones, Aidan N Gomez, Łukasz Kaiser, and Illia Polosukhin. 2017. [Attention is all you need](#). In I. Guyon, U. V. Luxburg, S. Bengio, H. Wallach, R. Fergus, S. Vishwanathan, and R. Garnett, editors, *Advances in Neural Information Processing Systems 30*, pages 5998–6008. Curran Associates, Inc.

A Random Baselines

To ground the models’ results, we evaluate two random baselines on the `numset`. The first randomly samples a pair of numbers from the passage, and finds their absolute difference (since subtraction

is most prevalent) – EM 1.8%. The second random baseline samples a final answer proportional to the frequency of answers in the training set – EM 2.46%.

B Raw Results

Model	Shuffled 3-gram		Shuffled 2-gram		Shuffled 1-gram	
	EM	F1	EM	F1	EM	F1
BOW-Linear	9.86	10.10	9.86	10.11	9.94	10.21
NAQANet	39.45	41.86	36.30	39.14	34.18	37.17
MTMSN	71.95	72.90	65.85	66.91	48.50	50.00
NeRd	73.24	74.36	69.31	70.55	59.85	61.09
GenBERT	67.94	69.04	64.77	66.00	54.17	55.80
TASE	70.23	71.79	60.67	62.90	31.12	34.42
NumNet+	72.81	73.77	64.33	65.53	43.26	45.57

Table 5: Models’ performance when on each of the n-gram shuffles.

Model	2 Words		3 Words		5 Words	
	EM	F1	EM	F1	EM	F1
BOW-Linear	6.06	6.25	6.76	6.93	7.90	7.98
NAQANet	3.31	3.84	10.9	11.42	18.97	19.51
MTMSN	5.42	6.11	11.55	11.99	22.15	22.83
NeRd	8.00	8.68	14.94	15.42	25.08	25.72
GenBERT	5.43	6.03	10.88	11.48	18.54	19.23
TASE	7.96	8.64	11.59	12.2	23.16	23.87
NumNet+	3.68	4.32	11.00	11.7	21.68	22.45

Table 6: Models’ performance when given only a few words from the beginning of the sentence.

Model	Random Passage		Dummy Passage		Fixed Passage	
	EM	F1	EM	F1	EM	F1
BOW-Linear	6.22	6.32	6.45	7.19	4.69	5.05
NAQANet	15.92	16.92	13.04	14.28	14.79	15.91
MTMSN	9.64	10.95	-	-	8.10	9.56
NeRd	13.67	14.39	12.85	13.44	12.09	12.83
GenBERT	11.19	11.64	7.68	7.77	8.64	8.92
TASE	15.23	16.36	14.59	15.49	14.41	15.6
NumNet+	8.46	9.44	8.57	9.36	9.18	10.51

Table 7: Models’ performance when given an unrelated passage, in three variations.