

Reframing Instructional Prompts to GPT_k's Language

Swaroop Mishra¹ Daniel Khashabi² Chitta Baral¹ Yejin Choi^{2,3} Hannaneh Hajishirzi^{2,3}

¹Arizona State University, ²Allen Institute for AI, ³University of Washington

Abstract

How can model designers turn task instructions into effective prompts for language models? Backed by extensive empirical analysis on GPT3, we observe important features for successful instructional prompts, and propose several *reframing techniques* for model designers to create such prompts. For example, a complex task can be decomposed into multiple simpler tasks (Fig. 1a). We experiment over 12 NLP tasks across 6 diverse categories (question generation, classification, etc.). Our results show that reframing improves few-shot and zero-shot learning performance by 14% and 17%, respectively, while reducing sample complexity over other recent few-shot baselines. The performance gains are particularly important on large language models, such as GPT3 where tuning models or prompts on large datasets is not feasible. Furthermore, we observe that such gains are not limited to GPT3; the reframed tasks remain superior over raw instructions across different model architectures, underscoring the cross-model generality of these guidelines. We hope these empirical-driven techniques will pave way for more effective ways to prompt LMs in the future.

1 Introduction

Prompting large language models (LMs) like GPT3 (Brown et al., 2020) has led to the development of NLP modules accessible to non-expert users by enabling fast model design through plain text instructions of NLP tasks and a few examples (Liu et al., 2021a). Engineering instructional prompts¹ (Efrat and Levy, 2020) has produced successful results in several NLP tasks such as classification (Jiang et al., 2020; Schick and Schütze, 2021). On the other hand, task instructions written

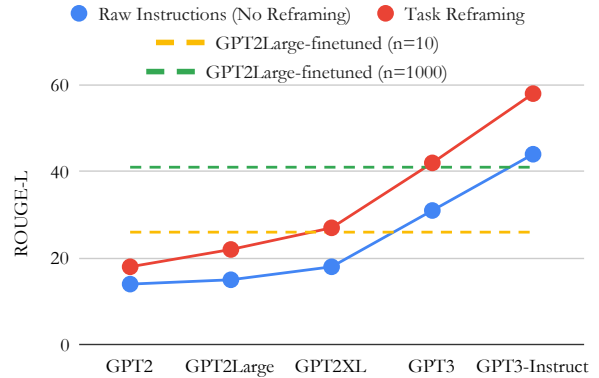
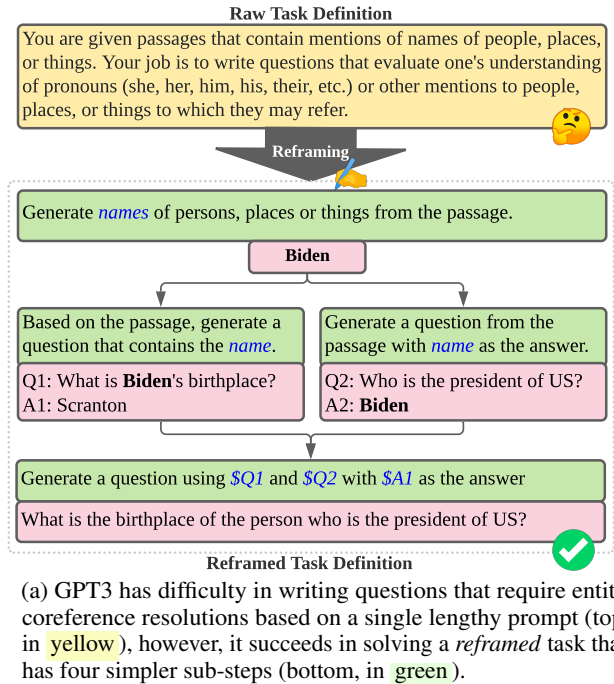
by non-expert users are often long and contain abstract descriptions (Mishra et al., 2021) which are not easy to follow for LMs as evidenced by the lower performance of models when prompted with such instructions.

In this work, we study the challenges that give rise to poor performance of LMs in understanding complex task instructions and propose *reframing* them to increase their effectiveness. Fig. 1a shows a reframing example which involves decomposing a task into multiple sub-tasks. The intended task here is writing questions that require entity coreference (Dasigi et al., 2019). While GPT3 has failed in solving the original task instruction (the yellow box at the top), it succeeds when the task is decomposed to four simpler and easier sub-tasks.

We propose five types of reframing techniques that are intended to be applied by model designers. These techniques are developed based on our observation that instructional prompts should be concise and concrete, and contain little abstract statements about human commonsense or their background knowledge. Compared to the recent literature, our reframing techniques broaden the scope of existing prompt engineering approaches (Petroni et al., 2019; Schick and Schütze, 2021) which generally focus on surface-level changes to the original prompt. Our reframing techniques include incorporating low-level patterns about the target task, decomposing and itemizing instructions, stating the task constraints, and providing specialized instructions (examples in Table 1).

We experiment with over 12 tasks from NATURAL INSTRUCTIONS (Mishra et al., 2021)— which contains a variety of NLP tasks and their instructions. Empirically, we observe that the reframed prompts have notable performance gain over raw instructions (the gap between the red and blue trends in Fig. 1b) with an average of 14% gain when using GPT3-instruct in a few-shot setup. Furthermore, such gains remain consistent across different mod-

¹We focus on instructional prompts, as opposed to exemplar prompts which are already well-studied (Lu et al., 2021; Zhao et al., 2021; Kumar and Talukdar, 2021).



(b) Across a variety of model sizes, **reframed prompts** consistently show considerable performance gain over **raw task instructions (no reframing)** in a few-shot learning setup. Since fine-tuning GPT3 is prohibitively expensive, we show the performance of fine-tuning smaller models (horizontal lines). This results indicates that it might be more effective for a model designer to reframe a task prompt for a large model like GPT3-instruct (red line) than performing fine-tuning for a smaller model like GPT2Large (green line) with $200\times$ more data. Details of the experiments in §4.

Figure 1: (a) An example reframing. (b) A summary of the empirical results.

els, indicating that reframed prompts remain effective when applied to diverse model architectures. This is in contrast to fine-tuning approaches which need to be performed separately for each model.

Reframing prompts by model designers is particularly effective when evaluated on large LMs where fine-tuning is prohibitively expensive (such as GPT3). Interestingly, we observe that, reframed prompts on GPT3-instruct score roughly 17% higher than GPT2Large supervised with $1k$ instances (i.e., $200\times$ more data). Using our guidelines, model designers can come up with new reframed tasks in a matter of minutes. We hope this study will lead to the development of better few-shot learning methods that generalize across models, thereby leading to more effective ways of reaping the investments already poured into creating massive LMs.

Contributions: (a) We identify several guidelines for model designers to *reframe* instructional prompts and provide illustrative use-cases associated with each type of reframing technique. (b) Extensive experiments on diverse tasks show that reframing gives rise to superior performance and improved sample complexity over raw task instructions, across a range of models sizes. (c) We provide analyses quantifying the contribution of the prompting techniques and various parameters that contribute to their success.

2 Related Work

Our work is related to designing discrete prompts and tuning continuous prompts in recent literature.

Discrete Prompts Constructing effective discrete prompts for language models to perform NLP tasks is an active area of research (Schick and Schütze, 2020; Le Scao and Rush, 2021; Tam et al., 2021; Logan IV et al., 2021; Reynolds and McDonell, 2021). At a high level, our reframing techniques extend prompt engineering approaches (Liu et al., 2021a) to enable language models to understand and follow complex task instructions, and fill in several gaps in the prompt engineering literature in the following ways: (1) Most recent prompt-engineering approaches make strong assumptions about their target tasks which make them non-trivial to generalize to any NLP task. For example, they are studied in the context of classification (Petroni et al., 2019; Schick and Schütze, 2021) or applied as prompt composition and prompt decomposition for relation extraction (Han et al., 2021) and named entity recognition (Cui et al., 2021) tasks, respectively. While our proposed prompt-reframing is not quite algorithmic, the principles behind reframing prompts are relatively general and enable model designers to reframe a variety of tasks beyond classification. (2) Most prompt engineering approaches apply light-weight changes to the original prompt (Liu et al., 2021a), whereas

our reframed prompts here are often very different from the raw instructions. (3) Existing proposals to discover prompts (Shin et al., 2020; Jiang et al., 2020) lead to results that are model-specific, i.e., the resulting prompts are not shown to generalize across models. We show evidence of cross-model generalization for the reframed prompts.

Continuous Prompts Tuning continuous prompts leads to the making of space-efficient models compared to fine-tuning model parameters (Liu et al., 2021b; Lester et al., 2021). Despite being algorithmic, these models require propagating gradient information across the whole architecture, leading to high computational costs, which is a key bottleneck when it comes to large LMs such as GPT3. While our proposal is not quite algorithmic and requires human intervention, it provides model designers with several relatively easy rules-of-thumb to come up with language prompts that work effectively with large LMs.

3 Prompt Reframing

This section describes our reframing principles and then describes the approach to operationalize them. Reframing principles are obtained by probing instructions of various tasks in the training split of NATURAL INSTRUCTIONS (Mishra et al., 2021) to understand different failure modes associated with prompting in GPT3 (Brown et al., 2020).

Motivation from GPT3’s Failures We observe that GPT3 fails to follow instructions when it is provided with long prompts that often contain repeated information, abstract notions, analogies, complex statements requiring human commonsense and their domain knowledge (see examples in Table 1). Humans typically find these helpful for describing their tasks. For example, some content intended to motivate the task or repetition for the sake of emphasis, might be unnecessary or even redundant for a model.

3.1 Reframing Principles

We observe that short prompts that contain concrete statements and avoid terms associated with background knowledge improve GPT3’s response to instructions. We recursively apply this observation and provide a set of reframing principles to resolve various issues on GPT3’s failures with prompting, backed by extensive empirical analysis on GPT3. The principles have light resemblance to how basic tasks are formulated and taught to kids.

- (C₁) *Use Low-level Patterns*: Instead of using terms that require background knowledge to understand, use various patterns about the expected output.
- (C₂) *Itemizing Instructions*: Turn descriptive attributes into bulleted lists. If there are any negation statements, turn them into assertion statements.
- (C₃) *Break it Down*: Break down a task into multiple simpler tasks, wherever possible.
- (C₄) *Enforce Constraint*: Add explicit textual statements of output constraints.
- (C₅) *Specialize the Instruction*: Customize the instructions so that they directly speak to the intended output.

We operationalize each of the above principles in terms of 5 *reframing* techniques. The degree of reframing (the amount of change applied to the raw instructions) varies significantly across the reframing techniques: the simplest one adds an enforcement statement at the end whereas the other extreme involves completely changing the task as a whole (e.g., decomposing it into multiple tasks).

3.2 Reframing Techniques

We explain each of the reframing techniques in three parts (1) *model failure* states a potential weakness of LM, (2) *approach* describes our suggested approach and intuition behind it, according to our empirical observations (3) *example* illustrates the application of the suggested technique in reference to Table 1. In designing these techniques, we used a development set that contains all the positive examples included as part of the instructions of each task in NATURAL INSTRUCTIONS.

3.2.1 PATTERN REFRAMING

Model failure While humans have an incredible ability in understanding and acting with respect to abstract descriptions, models like GPT3 ignore most of them.

Approach Find low-level patterns among the dev set examples and extrapolate those by adding similar patterns (C₁).

Example Table 1 (row 1) illustrates the CosmosQA (Huang et al., 2019) question generation task. The raw task instruction consists of various high-level statements such as “commonsense”, “complex”, “interesting”, “easy for humans and hard for AI machines”, whereas the reframed task consists of various low-level patterns about the expected output

| | |
|---|---|
| Raw task definitions and their reframed counterpart | |
| PATTERN REFRAMING | <p>Raw Task: Craft a question which requires commonsense to be answered. Based on the given context, craft a common-sense question, especially those that are LONG, INTERESTING, and COMPLEX. The goal is to write questions that are easy for humans and hard for AI machines! To create such questions, here are some suggestions: A. What may (or may not) be the plausible reason for an event? B. What may (or may not) happen before (or after, or during) an event? C. What may (or may not) be a plausible fact about someone (or something)? D. What may (or may not) happen if an event happens (or did not happen)? You can also create other types of questions.</p> <p>Input: Context:<> Expected Output: Question:<></p> |
| | <p>Reframed Task: Use 'what may happen', 'will ...?', 'why might', 'what may have caused', 'what may be true about', 'what is probably true about', 'what must' and similar phrases in your question based on the input context.</p> <p>Input: Context:<> Expected Output: Question:<></p> |
| ITEMIZING REFRAMING | <p>Raw Task: Follow the instructions to produce output with the given context word. Do <>. Do <>. Don't <></p> <p>Input: Context word <> Expected Output: Long text <></p> |
| | <p>Reframed Task: Follow instructions below to produce output based on the given context word.</p> <p>- Do <> - Do <> - Do <></p> <p>Input: Context word <> Expected Output: Long text <></p> |
| DECOMPOSITION REFRAMING | <p>Raw Task: In this task, based on the given context word, you need to create a pair of sentences each containing a blank (_) and their corresponding answer. The sentence pair should look similar, and should be about two related but different objects; for example "trophy" and "suitcase". Also, the sentences must be different in terms of trigger words (e.g., "small" and "big") which express contrasting properties about the two objects.</p> <p>Input: Context word:<> Expected Output: Question 1: <> Answer 1: <> Question 2: <> Answer 2: <></p> |
| | <p>Reframed Task:</p> <p>Subtask 1. Write 2 objects based on the given context word. Input: Context word:<> Expected Output: Objects: <></p> <p>Subtask 2. Write a sentence by connecting objects with a verb. Input: Objects: <> Expected Output: Sentence: <></p> <p>Subtask 3. Create a fill in the blank question from the sentence where object 1 will fit the blank. Input: Object 1: <>, Sentence: <> Expected Output: Question: <></p> <p>Subtask 4. Change the given question so that answer flips to object 2 in the question. Input: Object 2: <>, Sentence: <>, Question: <> Expected Output: Question: <></p> <p>Subtask 5. Generate both questions and answers: Input: Question 1: <> Object 1: <> Question 2: <> Object 2: <> Expected Output: Question 1: <> Answer 1: <> Question 2: <> Answer 2: <></p> |
| RESTRAINING REFRAMING | <p>Raw Task:... What is the type of the answer corresponding to the given question? Number, Date, or Span?...</p> <p>Input: Passage: <>. Question: <> Expected Output: <Number/Date/Span> ...</p> |
| | <p>Reframed Task:... What is the type of the answer corresponding to the given question? Number, Date, or Span?...</p> <p>Input: Passage: <> Question: <> Answer either Number, Date or Span? Expected Output: <Number/Date/Span></p> |
| SPECIALIZATION REFRAMING | <p>Raw Task: Answer the following question ... <Not so important Text> ...</p> <p>Input: Question <> Expected Output: Answer <></p> |
| | <p>Reframed Task: Calculate answer to the following question. You need to either add or subtract numbers associated with two objects present in the question.</p> <p>Input: Question <> Expected Output: Answer <></p> |

Table 1: Examples of various reframing techniques. *Italicized* text represents the prompt. Change in prompt and example in the transformed task are indicated with blue and red markings, respectively.

such as “what may happen”, “in the future, will..”, “why might”, which generally improve GPT3’s performance in generating valid questions.

3.2.2 ITEMIZING REFRAMING

Model failure LMs have difficulty in following long paragraphs stating multiple requirements. Models are particularly bad when the requirements are formulated as a negative statement (“don’t ...”).

Approach Turn long descriptions into bulleted lists of several statements (C_2). Additionally, turn negative statements to positive ones. For example, reformulate “don’t create questions which are not answerable from the paragraph” into “create questions which are answerable from the paragraph”.

Example Table 1 (row 2) illustrates the Winogrande (Sakaguchi et al., 2020) sample generation task where the raw instructions contain several requisites (do’s and don’ts) that are hard for models to follow. Reframing the instructions into a structured list improves the model response.

3.2.3 DECOMPOSITION REFRAMING

Model failure Tasks with implicit multi-step reasoning are challenging for models, even after itemizing reframing (3.2.2).

Approach Wherever possible, decompose a task into multiple different sub-tasks which can be executed either sequentially or in parallel (C_3) and hence, make them relatively easier for models.

Example In Table 1 (row 1), the task is to generate samples for the Winogrande (Sakaguchi et al., 2020) dataset. Decomposition of the task into 5 sequential steps improves GPT3’s response.

3.2.4 RESTRAINING REFRAMING

Model failure A common mistake of GPT3 occurs when the task definition deviates from its pre-trained objective (predicting next words). For example, when predicting question *types* GPT3 often answers the question instead of generating its type. Similarly, in reading comprehension tasks, GPT3 sometimes answers a question based on its background knowledge instead of answering from the given passage.

Approach Append a statement to the task instruction that expresses a constraint about the output generation (C_4).

Example Table 1 (row 3) illustrates the DROP (Dua et al., 2019) answer type generation task where the objective is to generate a valid answer type among “Number”, “Date” and “Span” for a

given question. Adding an enforcement statement tends to improve the model output by constraining it to the provided types.

3.2.5 SPECIALIZATION REFRAMING

Model failure We observe that generic instructions such as “answer the following question” are not notably helpful for GPT3 in performing a task.

Approach Reformulate the instructions so that they directly describe the low-level task needed to be done and drop all the repeated and generic statements (C_5).

Example Table 1 (row 5) illustrates a task of numerical reasoning problems that involve natural language sentences describing additions and subtractions. The reframed prompt specializes the generic task instruction of (“calculate answer”).

4 Experimental Setup

Dataset We evaluate the proposed reframing techniques on the evaluation tasks from NATURAL INSTRUCTIONS (Mishra et al., 2021) which consists of 12 tasks categorized into 6 categories. Following the original setup, we use ROUGE-L (Lin, 2004) as the evaluation metric in our experiments.

Models For evaluation we use various models of the GPT family: GPT2, GPT2Large, GPT2XL, GPT3 and GPT3-instruct (Brown et al., 2020; Radford et al., 2019)² and BART-base (Lewis et al., 2020). We evaluate the models according to the following setups:

GPT k w/ raw instructions: We follow the setup of (Mishra et al., 2021) which experiments GPT3-instruct with their raw instructions. Overall the prompts provided to the model consist of three segments (in this order): (a) task instructions, (b) positive examples (input and outputs) and (c) a new input for which we expect model’s response. We experiment with 5 examples³ which is a more realistic few-shot setup. We have a baseline where we use as many examples as fits within GPT’s token limit. In another baseline, we conduct schema selection where we experiment with different combinations of instruction schema (Mishra et al., 2021) and select the best performing schema for each task. We also experiment in a zero-shot setup where we don’t use any example while feeding instructions to models.

²<https://beta.openai.com/docs/engines/>

³These 5 positive examples are part of instructions in each task of NATURAL INSTRUCTIONS, and sometimes the number of positive examples is less than 5.

| supervision mode | model | task category → # of examples ↓ | QG | AG | CF | IAG | MM | VF | Avg |
|---------------------|---|------------------------------------|------------|------------|------------|------------|------------|------------|------------|
| SUPERVISED | BART | 5000 | 59 | 61 | 91 | 26 | 85 | 82 | 67 |
| FEW-SHOT (MAX. EX.) | GPT3-instruct (raw instructions + schema selection) | 32 | 47 | 57 | 52 | 23 | 79 | 42 | 50 |
| FEW-SHOT | GPT3-instruct (raw instructions) | 5 | 43 | 54 | 44 | 21 | 70 | 32 | 44 |
| | GPT3-instruct (calibrated raw instructions) | 5 | 41↓ | 52↓ | 58↑ | 22↑ | 70 | 35↑ | 46↑ |
| | GPT3-instruct (raw instructions + schema selection) | 5 | 45↑ | 58↑ | 49↑ | 23↑ | 72↑ | 37↑ | 47↑ |
| | GPT3-instruct (reframed instructions) | 5 | 55↑ | 72↑ | 65↑ | 30↑ | 80↑ | 48↑ | 58↑ |
| ZERO-SHOT | GPT3-instruct (raw instructions) | 0 | 31 | 34 | 39 | 14 | 69 | 13 | 33 |
| | GPT3-instruct (raw instructions + schema selection) | 0 | 37↑ | 36↑ | 40↑ | 17↑ | 75↑ | 17↑ | 37↑ |
| | GPT3-instruct (reframed instructions) | 0 | 52↑ | 46↑ | 63↑ | 25↑ | 80↑ | 39↑ | 50↑ |

Table 2: Evaluation of various few-shot and supervised learning baselines in ROUGE-L. Category names: QG: Question Generation, AG: Answer Generation, CF: Classification, IAG: Incorrect Answer Generation, MM: Minimal Text Modification, VF: Verification. The reframed prompts improve GPT3-instruct’s performance. Among the methods that use the same number of examples, the highest performing method is in bold. In the few-shot (max. ex.) setup, we use as many examples as fits within GPT’s token limit. Up-arrows (↑) and down-arrows (↓) signify performance improvement and decline over the raw instructions baseline respectively.

GPT k w/ reframed instructions: Model designer applies various reframing techniques (Section 3.2) on tasks in NATURAL INSTRUCTIONS. Similar to the raw instructions baseline, we use 5 examples in our reframed tasks. In our setup, model designer is an author who follows the guidelines (§3.2) by observing 5 examples in the development set and reframes instructions. This process was done in interaction with GPT3-instruct via the development examples. This took roughly 15 minutes per task and per reframing type. Similar to the setup with raw instructions, the ultimate encoded prompts contained a concatenation of the following (in this order): reframed instructions, positive examples and the instance input.

Supervised baseline: While the conventional setup of supervised learning has been successful for reasonably sized models, it is prohibitively expensive for large models like GPT3. We train medium-sized LMs (e.g., BART-base (Lewis et al., 2020)) on 5 k examples of each task and evaluate on unseen instances of the corresponding task.

GPT k w/ calibration: This method extends the recent calibration approach introduced by Zhao et al. (2021), which involves compensating for various model-specific biases in a few-shot setup, for example recency bias and majority bias. Zhao et al. (2021) perform calibration by masking input instances with ‘N/A’ tokens, estimating bias using model prediction probabilities and then compensating the bias while feeding the input instance during prediction. We extend calibration to our instruction setup by masking the input instance in our instruction encoding with an ‘N/A’ token and calibrating

biases associated with GPT3-instruct.

5 Empirical Results

5.1 Main Results

A summary of our experiments⁴ is provided in Fig.1b which shows the performance of the reframed instructions on various models, compared to our baselines. Furthermore, Table 2 provides a more granular comparison of few-shot, zero-shot and supervised models per task category, all on GPT3-instruct and in terms of ROUGE-L. Below are several takeaways from these experiments.

Reframing improves upon the few-shot and zero-shot baselines. Table 2 shows that reframing outperforms the original raw instruction baseline with 14% absolute gain (44% → 58%) and 17% absolute gain (33% → 50%) in few-shot and zero-shot setups respectively. It outperforms the schema selection baseline with 11% absolute gain (47% → 58%) and 13% absolute gain (37% → 50%) in few-shot and zero-shot setups respectively. It also outperforms the calibration and max-examples with schema selection baseline with an absolute gain of 12% (46% → 58%) and 8% (50% → 58%) respectively. The gains are spread across task categories, with the highest gains in Answer Generation (AG), Classification (CF), and Verification (VF) categories.

Reframed prompts retain their superiority across different models. As Fig.1b shows, the reframed instructions consistently perform superior

⁴Scripts needed to reproduce our experiments are included in <https://github.com/allenai/reframing/>

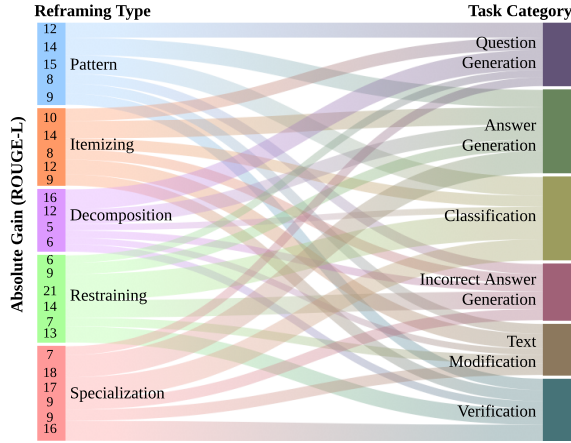


Figure 2: Average performance gain (numbers on the left side) of reframing instructions (over raw instructions), when evaluated via GPT3-instruct in a few-shot learning setup. The plot shows the gains resulting from applying each reframing type (left) to various task categories (right). While SPECIALIZATION reframing is versatile, others like DECOMPOSITION improve model performance for a narrower range of tasks.

to raw task instructions across various models. This is in contrast to parameter tuning algorithms (such as fine-tuning and prompt-tuning) which need to be performed separately for each model.

Reframing instructions with a large LM is comparable to a mid-sized supervised model. The average performance associated with supervised baseline is higher than the reframing method. However, in the Answer Generation (AG) and Incorrect Answer Generation (IAG) categories, reframing in few-shot setup outperforms the supervised baselines by 11%, 4% absolute gains, respectively. A similar observation can be made in Fig. 1b, where reframed prompts with GPT3-instruct have notably higher performance than the supervised mid-size model (GPT2Large) which uses $200\times$ more data.

5.2 Analyses

Contribution of Reframing Techniques Fig. 2 illustrates the average performance gain associated with each of the reframing techniques across various categories of tasks. We apply various reframing techniques on each task of NATURAL INSTRUCTIONS. We observe that SPECIALIZATION REFRAMING, RESTRAINING REFRAMING and PATTERN REFRAMING improve model performance for a wider range of tasks. We also observe that, RESTRAINING REFRAMING contributes the most to Classification tasks whereas SPECIALIZATION

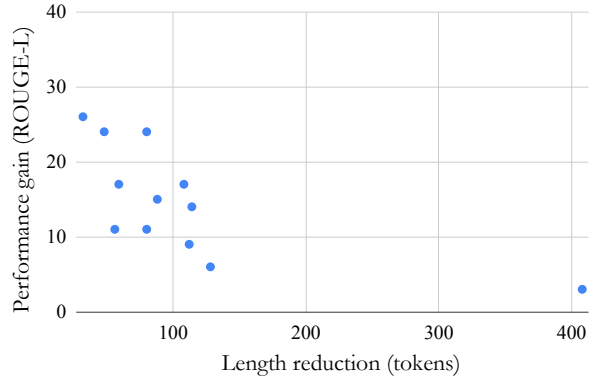


Figure 3: x -axis: length reduction in instruction length as a result of reframing; y -axis: performance gain (ROUGE-L) after applying reframing and evaluating via GPT3-instruct in a few-shot learning setup. Each dot represents a task in our evaluation set. The scatter plot show that least length reductions are not necessarily worse.

REFRAMING is dominant on Answer Generation tasks.

Performance vs Instructions Length We observe that reframed instructions are usually shorter than the original instructions. A natural question that might arise is whether there is a correlation between the length reduction and the performance improvement, as a result of applying reframing. Fig. 3 shows that performance gain is not always proportional to the length difference across various evaluation tasks (dots in the figure) in NATURAL INSTRUCTIONS. This indicates just shortening the instructions is not necessarily the primary factor in improving the instructions.

Qualitative Analysis: We select 100 samples randomly across various tasks to understand the error patterns associated with raw instructions and find out the reframing technique that resolves them. We find 8 types of error patterns. Table 3 illustrates examples of each type of error patterns. Table 4 describes the error patterns, their frequency of occurrence, and the reframing technique that resolves the error.

6 Closing Remarks

Inspired by GPT3’s poor performance in following task instructions, we explored reframing — the process by which practitioners reformulate tasks to a language that is easier to follow for LMs, while maintaining their human readability. Reframing

| | |
|---------------------------|--|
| | <i>Raw task definitions and model predictions</i> |
| copy instruction | <p>Raw Task: Craft a question which requires commonsense to be answered. Based on the given context, craft a common-sense question, especially those that are LONG, INTERESTING, and COMPLEX. The goal is to write questions that are easy for humans and hard for AI machines! To create such questions, here are some suggestions: A. What may (or may not) be the plausible reason for an event? B. What may (or may not) happen before (or after, or during) an event? C. What may (or may not) be a plausible fact about someone (or something)? D. What may (or may not) happen if an event happens (or did not happen)? You can also create other types of questions.</p> <p>Context:you see , at my age relationship is kind of important and i thought i got the one after all these years . I noticed that once again i was wrong . i was good simply because i was good , i was caring , helping , supportive , bla bla bla .</p> <p>Question: what is the reason why you keep falling for the same type of person?</p> <p>A. What is the reason you keep falling for the same type of person? B. What may (or may not) be the problem with your relationships? C. What may (or may not) be the possible cause</p> |
| instance distraction | <p>Raw Task: In this task, we ask you to write a question that involves "event duration", based on a given sentence. Here, event duration is defined as the understanding of how long events typically last. For example, "brushing teeth", usually takes few minutes.</p> <p>Sentence:About 30% of Ratner's profit already is derived from the U.S.</p> <p>Question: How much of Ratner's profit comes from the U.S.?</p> |
| first instruction bias | <p>Raw Task: Write a story about John. Also, mention Hari.</p> <p>Story: John was a very happy person. He always had a smile on his face and was always willing to help others. He was a very kind person. He was always there for his friends and family.</p> |
| doing the next task | <p>Raw Task: Definition: Write a fact related to the given fact. Note that, your fact should have at least one word in common with the given fact. All facts in this task refer to science facts. Your related fact must form a chain with the given fact. Chains form when two facts connect together to produce a third fact. An example of a chain is: "pesticides cause pollution" (given fact) + "pollution can harm animals" (related fact) → "pesticides can harm animals" (connected chain) <truncated instructions></p> <p>Prompt: Write a related fact to a given fact</p> <p>Fact: damming a river can cause a lake to form.</p> <p>Fact: dams can cause pollution</p> <p>Related Fact: producing fossil fuels causes pollution.</p> <p>Related Fact: making fossil fuels causes pollution.</p> <p>Fact: lakes can be polluted.</p> <p>Fact: lakes can be polluted by dams. <truncated output></p> |
| negation challenge | <p>Raw Task: Write a sentence. It should start with 'What'. It should not have more than 4 words. It should mention "Patrick".</p> <p>Sentence: What is Patrick's favorite color?</p> |
| conventional task bias | <p>Raw Task: Generate an incorrect answer to the given question</p> <p>Question: What is the capital of US?</p> <p>Washington, DC</p> |
| misconceive output format | <p>Raw Task: Answer the following question.</p> <p>Father's age is 70 years. What could be the son's age? (i) 71 (ii) 72 (iii) 40 (iv) 102?</p> <p>Note that a son's age is always lower than father's age.</p> <p>Answer: In the given problem the father's age is 70 years. So, the son's age can be either less than 70 years or 70 years. Since the given age is less than 70 years, the son's age is 71 years.</p> |
| complex task challenge | <p>Raw Task: In this task, based on the given context word, you need to create a pair of sentences each containing a blank (_) and their corresponding answer. The sentence pair should look similar, and should be about two related but different objects; for example "trophy" and "suitcase". Also, the sentences must be different in terms of trigger words (e.g., "small" and "big") which express contrasting properties about the two objects. Context word:fitness</p> <p><i>He realized that he needed to</i> <i>He realized that he needed to</i></p> <p><i>find a new workout routine.</i> <i>find a new workout routine.</i></p> <p><i>I couldn't believe how</i> <i>I couldn't believe how <truncated output></i></p> |

Table 3: Examples of various types of errors associated with raw instructions. *Italicized* text represents the prompt. Model prediction is indicated with **red** marking.

| error name | error description | #(%) | reframing |
|----------------------------------|--|------|--|
| <i>copy instruction</i> | generating some of the lines in the instruction following its structure if the instructions contain terms that are domain-specific or subjective | 14 | PATTERN REFRAMING , SPECIALIZATION REFRAMING |
| <i>instance distraction</i> | stop following instructions and do a different and commonly-occurring task if inputs contain some specific information e.g. numbers | 7 | PATTERN REFRAMING |
| <i>first instruction bias</i> | ignoring the instructions beyond the one mentioned in the first sentence | 18 | ITEMIZING REFRAMING |
| <i>doing the next task</i> | generating redundant text often associated with followup tasks when instructions are long and presented in a paragraph format | 9 | ITEMIZING REFRAMING, SPECIALIZATION REFRAMING |
| <i>negation challenge</i> | not following instructions containing negation | 11 | ITEMIZING REFRAMING |
| <i>conventional-task bias</i> | ignoring instructions for non-conventional task e.g. incorrect answer generation and generating outputs associated with conventional tasks | 12 | RESTRAINING REFRAMING |
| <i>misconceive output format</i> | not understanding intended output format without explicit mention in the instructions | 12 | SPECIALIZATION REFRAMING, RESTRAINING REFRAMING |
| <i>complex task challenge</i> | generating incorrect outputs for the instructions of complex tasks | 17 | DECOMPOSITION REFRAMING |

Table 4: Distribution of error patterns associated with raw instructions. It also shows the type of reframing technique that resolves each of the error patterns.

extends the existing literature on prompt engineering by being applicable to a wider range of tasks. The experiments conducted on 12 tasks manifest their benefits over raw instructions or fine-tuning mid-sized models.

Towards a sustainable alternative to model training In the context of fast prototyping using massive LMs, we hypothesize that further development of reframing can lead to pragmatic alternative to fine-tuning. In applications where task definitions can quickly change, model designers can come up with new reframed prompts, in a matter of minutes.

Generalization to future models Would the reframed prompts remain competitive on LMs that are not yet published? While it is impossible to decidedly respond to this counterfactual question, by extrapolating from Fig.1b we hypothesize that the proposed approach will remain superior on the near-future models (say, GPT4). However, on a longer horizon, if LMs continue to progress much further we expect diminishing returns in using reframed instructions: if models have little difficulty in understanding language, there will be little gain in reframing the instructions.

Opportunities for improvement While reframing enables model development in a human-centric manner, it needs to be applied by model designers. Therefore, an algorithmic solution to reframe tasks will likely be a useful progress forward. This will be part of our future work.

We hope that this study will inspire further investigation of potentially-unconventional approaches to exploit the knowledge harnessed by increasingly large LMs where fine-tuning and its alternatives are prohibitively expensive.

Acknowledgements

We thank OpenAI for providing academic access to the GPT3 API, the Aristo team at AI2 for helpful input, and the Beaker team for their support with experiments.

References

Tom Brown, Benjamin Mann, Nick Ryder, Melanie Subbiah, Jared D Kaplan, Prafulla Dhariwal, Arvind Neelakantan, Pranav Shyam, Girish Sastry, Amanda Askell, Sandhini Agarwal, Ariel Herbert-Voss, Gretchen Krueger, Tom Henighan, Rewon Child, Aditya Ramesh, Daniel Ziegler, Jeffrey Wu, Clemens Winter, Chris Hesse, Mark Chen, Eric

- Sigler, Mateusz Litwin, Scott Gray, Benjamin Chess, Jack Clark, Christopher Berner, Sam McCandlish, Alec Radford, Ilya Sutskever, and Dario Amodei. 2020. Language models are few-shot learners. In *NeurIPS*, volume 33, pages 1877–1901. Curran Associates, Inc.
- Leyang Cui, Yu Wu, Jian Liu, Sen Yang, and Yue Zhang. 2021. Template-based named entity recognition using bart. *arXiv preprint arXiv:2106.01760*.
- Pradeep Dasigi, Nelson F Liu, Ana Marasović, Noah A Smith, and Matt Gardner. 2019. Quoref: A reading comprehension dataset with questions requiring coreferential reasoning. In *Proceedings of EMNLP*, pages 5925–5932.
- Dheeru Dua, Yizhong Wang, Pradeep Dasigi, Gabriel Stanovsky, Sameer Singh, and Matt Gardner. 2019. Drop: A reading comprehension benchmark requiring discrete reasoning over paragraphs. In *Proceedings of NAACL*, pages 2368–2378.
- Avia Efrat and Omer Levy. 2020. The turking test: Can language models understand instructions? *arXiv preprint arXiv:2010.11982*.
- Xu Han, Weilin Zhao, Ning Ding, Zhiyuan Liu, and Maosong Sun. 2021. Ptr: Prompt tuning with rules for text classification. *arXiv preprint arXiv:2105.11259*.
- Lifu Huang, Ronan Le Bras, Chandra Bhagavatula, and Yejin Choi. 2019. Cosmos qa: Machine reading comprehension with contextual commonsense reasoning. In *Proceedings of EMNLP*, pages 2391–2401.
- Zhengbao Jiang, Frank F. Xu, Jun Araki, and Graham Neubig. 2020. How Can We Know What Language Models Know? *TACL*, 8:423–438.
- Sawan Kumar and Partha Talukdar. 2021. Reordering examples helps during priming-based few-shot learning. *arXiv preprint arXiv:2106.01751*.
- Teven Le Scao and Alexander M Rush. 2021. How many data points is a prompt worth? In *Proceedings of NAACL*, pages 2627–2636.
- Brian Lester, Rami Al-Rfou, and Noah Constant. 2021. The power of scale for parameter-efficient prompt tuning. *arXiv preprint arXiv:2104.08691*.
- Mike Lewis, Yinhan Liu, Naman Goyal, Marjan Ghazvininejad, Abdelrahman Mohamed, Omer Levy, Veselin Stoyanov, and Luke Zettlemoyer. 2020. Bart: Denoising sequence-to-sequence pre-training for natural language generation, translation, and comprehension. In *Proceedings of ACL*, pages 7871–7880.
- Chin-Yew Lin. 2004. Rouge: A package for automatic evaluation of summaries. In *Text summarization branches out*, pages 74–81.
- Pengfei Liu, Weizhe Yuan, Jinlan Fu, Zhengbao Jiang, Hiroaki Hayashi, and Graham Neubig. 2021a. Pre-train, prompt, and predict: A systematic survey of prompting methods in natural language processing. *arXiv preprint arXiv:2107.13586*.
- Xiao Liu, Yanan Zheng, Zhengxiao Du, Ming Ding, Yujie Qian, Zhilin Yang, and Jie Tang. 2021b. Gpt understands, too. *arXiv preprint arXiv:2103.10385*.
- Robert L Logan IV, Ivana Balažević, Eric Wallace, Fabio Petroni, Sameer Singh, and Sebastian Riedel. 2021. Cutting down on prompts and parameters: Simple few-shot learning with language models. *arXiv preprint arXiv:2106.13353*.
- Yao Lu, Max Bartolo, Alastair Moore, Sebastian Riedel, and Pontus Stenetorp. 2021. Fantastically ordered prompts and where to find them: Overcoming few-shot prompt order sensitivity. *arXiv preprint arXiv:2104.08786*.
- Swaroop Mishra, Daniel Khashabi, Chitta Baral, and Hannaneh Hajishirzi. 2021. Natural instructions: Benchmarking generalization to new tasks from natural language instructions. *arXiv preprint arXiv:2104.08773*.
- Fabio Petroni, Tim Rocktäschel, Sebastian Riedel, Patrick Lewis, Anton Bakhtin, Yuxiang Wu, and Alexander Miller. 2019. Language models as knowledge bases? In *Proceedings of EMNLP*, pages 2463–2473.
- Alec Radford, Jeffrey Wu, Rewon Child, David Luan, Dario Amodei, Ilya Sutskever, et al. 2019. Language models are unsupervised multitask learners. *OpenAI blog*, 1(8):9.
- Laria Reynolds and Kyle McDonell. 2021. Prompt programming for large language models: Beyond the few-shot paradigm. In *Extended Abstracts of CHI*, pages 1–7.
- Keisuke Sakaguchi, Ronan Le Bras, Chandra Bhagavatula, and Yejin Choi. 2020. Winogrande: An adversarial winograd schema challenge at scale. In *Proceedings of AAAI*, volume 34, pages 8732–8740.
- Timo Schick and Hinrich Schütze. 2020. Few-shot text generation with pattern-exploiting training. *arXiv preprint arXiv:2012.11926*.
- Timo Schick and Hinrich Schütze. 2021. Exploiting cloze-questions for few-shot text classification and natural language inference. In *Proceedings of EACL*, pages 255–269.
- Taylor Shin, Yasaman Razeghi, Robert L Logan IV, Eric Wallace, and Sameer Singh. 2020. Eliciting knowledge from language models using automatically generated prompts. In *Proceedings of EMNLP*, pages 4222–4235.

Derek Tam, Rakesh R Menon, Mohit Bansal, Shashank Srivastava, and Colin Raffel. 2021. Improving and simplifying pattern exploiting training. In *Proceedings of EMNLP*.

Tony Z Zhao, Eric Wallace, Shi Feng, Dan Klein, and Sameer Singh. 2021. Calibrate before use: Improving few-shot performance of language models. In *Proceedings of ICML*.