

Error-resilient Monte Carlo quantum simulation of imaginary time

Mingxia Huo¹ and Ying Li^{2,*}

¹*Department of Physics and Beijing Key Laboratory for Magneto-Photoelectrical Composite and Interface Science, School of Mathematics and Physics, University of Science and Technology Beijing, Beijing 100083, China*

²*Graduate School of China Academy of Engineering Physics, Beijing 100193, China*

Computing the ground-state properties of quantum many-body systems is a promising application of near-term quantum hardware with a potential impact in many fields. The conventional algorithm quantum phase estimation uses deep circuits and requires fault-tolerant technologies. Many quantum simulation algorithms developed recently work in an inexact and variational manner to exploit shallow circuits. In this work, we combine quantum Monte Carlo with quantum computing and propose an algorithm for simulating the imaginary-time evolution and solving the ground-state problem. Our algorithm approaches the exact solution given a circuit depth increasing polylogarithmically with the desired accuracy. Compared with quantum phase estimation, the Trotter step number, i.e. the circuit depth, can be thousands of times smaller to achieve the same accuracy in the ground-state energy. We verify the resilience to Trotterisation errors caused by the finite circuit depth in the numerical simulation of various models. The results show that Monte Carlo quantum simulation is promising even without a fully fault-tolerant quantum computer.

CONTENTS

I. Introduction	1	A. Comparison of three tasks	13
II. Quantum-circuit Monte Carlo for imaginary-time simulation	2	B. Scaling with the system size	14
A. Formalism	2	C. Comparison to quantum phase estimation	15
B. Algorithm of imaginary-time simulation	3	VI. Conclusions	15
C. Variance and sign problem	4	Acknowledgments	16
1. Variance of correlation estimators	4	A. Integral formula	16
2. Sign problem	4	B. Circuit	17
D. Real-time simulation subroutine	5	C. Proof of Theorem 1	18
1. First-order Trotter formula and ordering operation	5	D. Proof of Theorem 2	19
2. Zeroth-order leading-order-rotation formula	6	1. The general case	19
E. Complexity analysis of imaginary-time simulation	6	2. The case with a finite gap	19
1. Truncation error	7	E. Details of the numerical simulation	20
2. Statistical error	7	References	21
3. Circuit depth and sampling cost	8		
III. Monte Carlo quantum ground-state solver	9		
A. Projection error	9		
B. Iterative ground-state solver and its complexity	9		
IV. Error resilience - Suppressed error distribution in the frequency space	10		
A. Imaginary-time evolution operators with Trotterisation errors	11		
B. Three operators for comparison	11		
C. Error distribution in the frequency space	12		
V. Numerical demonstration of the error resilience	12		

I. INTRODUCTION

Solving a theoretical model is basic in physics for producing useful predictions. However, many models in quantum mechanics are computationally hard. In the 1980s, Richard Feynman conceived a way to solve this problem [1], i.e. “*the possibility that there is to be an exact simulation, that the computer will do exactly the same as nature.*” This idea is one of the main motivations for developing quantum computing technologies. In the 1990s, Seth Lloyd proposed the Trotterisation algorithm to simulate the real-time evolution on a quantum computer [2]. In comparison with the real-time evolution, the ground-state problem draws more attention as it determines the properties of many matters, such as nuclei [3], molecules [4] and condensate matter systems [5, 6]. On a quantum computer, we can solve the

* yli@gscaep.ac.cn

ground-state problem with the quantum phase estimation (QPE) algorithm [7, 8]. Trotterisation and QPE are quasi-exact, in which the algorithmic error decreases at a polynomial cost in time and qubits. However, approaching the exact solution is at a cost. It is widely believed that the implementation of these two algorithms needs a fault-tolerant quantum computer [9–11]. Practical fault-tolerant technologies are still up to development because of the large qubit overhead required by quantum error correction [12, 13]. In this situation, quantum simulation algorithms suitable for an intermediate-scale noisy quantum (NISQ) [14] computer without error correction become important [15–20].

QPE as a ground-state solver (GSS) relies on an accurate real-time simulation (RTS), which is usually called Hamiltonian simulation. In quantum mechanics, the real-time evolution is represented by unitary operators. Trotterisation is a specific realisation of the time evolution operator according to the Trotter formula. For an accurate Trotterisation, the evolution time has to be sliced into a large number of steps, which results in a deep quantum circuit and prevents the implementation without fault-tolerant technologies. In this paper, we propose a quantum GSS algorithm resilient to Trotterisation errors allowing one to compute the ground state with shallow Trotterisation circuits. Before giving our algorithm, we would like to notice the situation in classical computing. Some classical GSS algorithms are successful in certain models, for instance, quantum Monte Carlo (QMC) [3–5] and density-matrix renormalisation group [6]. However, their counterparts for generic RTS are inefficient [21, 22]. We will show that it is actually similar in quantum computing: Our GSS algorithm is more feasible than RTS with the same number of Trotter steps because GSS is still accurate when RTS has significant errors.

We propose a quantum algorithm to simulate the imaginary-time evolution [23], i.e. the imaginary-time simulation (ITS). Instead of realising the non-unitary evolution by measurement or approximating it with a unitary evolution [17–19, 24, 25], we simulate the imaginary-time evolution by taking the average of randomly sampled quantum circuits [26]. Although based on the Monte Carlo method, our algorithm utilising quantum circuits is free of the sign problem in conventional QMC. Analysing the complexity, we find that the Trotter step number (i.e. circuit depth) increases polynomially with the system size and imaginary time and *polylogarithmically* with the desired accuracy. This polylogarithmically scaling indicates the resilience to Trotterisation errors. Given the imaginary-time evolution, we solve the ground-state problem following the projector QMC approach [27, 28]. The circuit depth required in our GSS algorithm increases polynomially with the system size and accuracy as the same as QPE [29] in the general case, yet the polylogarithmically scaling with the accuracy holds when an energy gap above the ground state exists.

In addition to the algorithm complexity analysis, we

demonstrate that our algorithm has strong resilience to Trotterisation errors in the numerical simulation of various quantum many-body models. In all the models, ITS and GSS in our algorithm are much more accurate than RTS given the same number of Trotter steps. Compared with QPE, the step number can be thousands of times smaller to achieve the same accuracy. Because of the error resilience, our algorithm is a promising candidate for near-term quantum computers.

II. QUANTUM-CIRCUIT MONTE CARLO FOR IMAGINARY-TIME SIMULATION

Without loss of generality, we assume that the Hamiltonian \bar{H} is a traceless operator. In the algorithm, we take $H = \bar{H} - E_0 \mathbb{1}$, in which E_0 is a tunable constant. This constant does not change eigenstates and the time evolution. The ground-state energy of \bar{H} is E_g .

ITS is to evaluate

$$\langle O \rangle(\beta) = \frac{\langle \Psi(0) | e^{-\beta H} O e^{-\beta H} | \Psi(0) \rangle}{\langle \Psi(0) | e^{-2\beta H} | \Psi(0) \rangle}, \quad (1)$$

where β is the imaginary time, $|\Psi(0)\rangle$ is the initial state, and O is an observable. Because the time evolution operator $e^{-\beta H}$ is non-unitary, we cannot realise it directly with unitary circuits [24, 25]. In our algorithm, we construct $e^{-\beta H}$ as an integral of real-time evolution operators.

A. Formalism

We connect real- and imaginary-time evolution operators with an integral formula

$$e^{-\beta H} \simeq G(H) = \int_{-\infty}^{+\infty} dt g(t) e^{-iHt}, \quad (2)$$

where $g(t) = \frac{1}{\pi} \frac{\beta}{\beta^2 + t^2} e^{-\frac{\beta^2 + t^2}{2\tau^2}}$ is a product of Lorentz and Gaussian functions. If we neglect the Gaussian function (i.e. in the limit $\tau \rightarrow \infty$), the integral results in the exact imaginary-time evolution operator $e^{-\beta H}$ when H is positive semi-definite (see Appendix A); This is why we choose the Lorentz function. The Gaussian function is introduced to reduce the impact of Trotterisation errors. When the real-time evolution is realised with Trotterisation, usually the error increases with $|t|$. Therefore, a small $g(t)$ at large $|t|$ is preferred. The Gaussian function decreases to zero exponentially with $|t|$ and, with proper parameters, only slightly modifies the exact imaginary-time evolution operator as we show next.

Working out the integral, we have $G(H) = \sum_{\eta=\pm} \frac{1}{2} e^{\eta\beta H} \text{erfc}(\frac{\beta+\eta H\tau^2}{\sqrt{2}\tau})$. The error due to the Gaussian function has an upper bound $\|G(H) - e^{-\beta H}\|_2 \leq \gamma_G = e^{-\frac{\Delta E^2 \tau^2}{2}}$ when $\Delta E = E_g - E_0 \geq \frac{\beta}{\tau^2}$ (see Appendix A). Here $\|\bullet\|_2$ denotes the matrix 2-norm. We

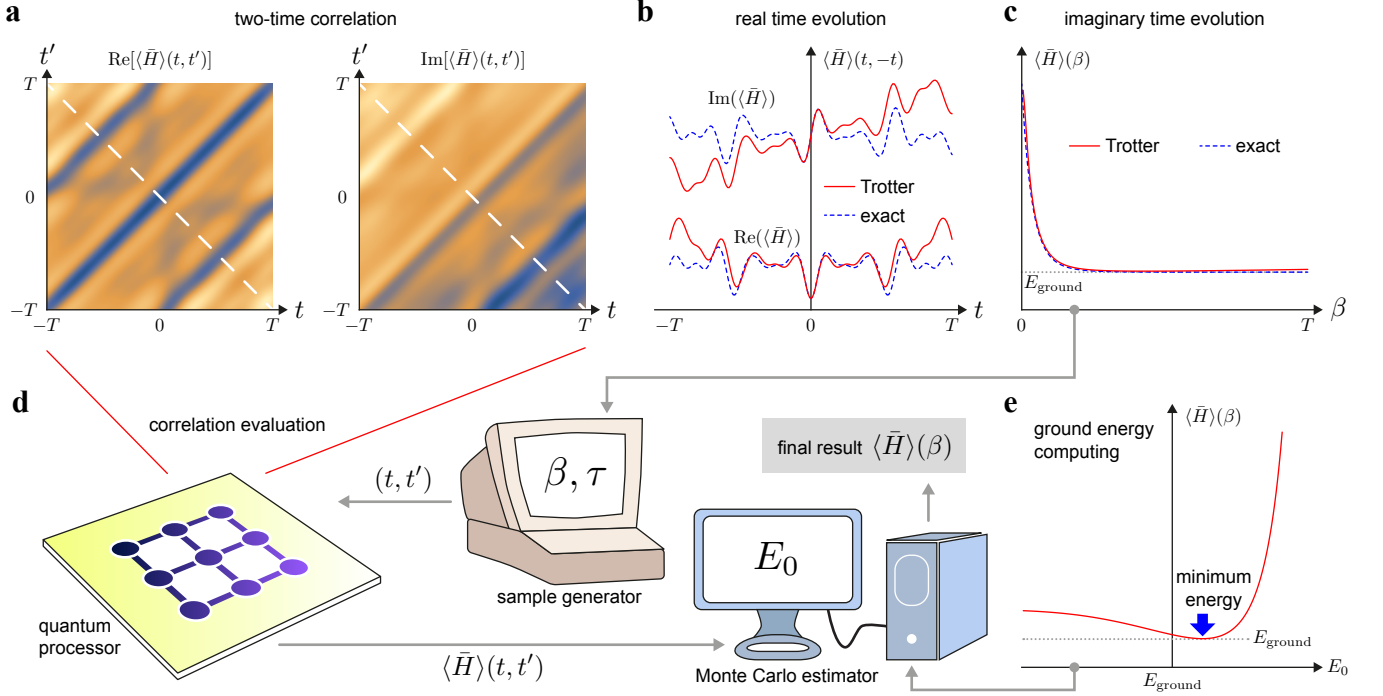


FIG. 1. (a) Two-time correlation of $O = \bar{H}$ evaluated with Trotterisation. (b) Two-time correlation along the dashed line in (a), which has significant errors when the Trotter step number is small. (c) Expected value of the Hamiltonian in the imaginary-time simulation, which is still accurate when the Trotter step number is small. The exact value converges to the ground-state energy when β is large. (d) Schematic of our Monte Carlo quantum simulation algorithm. The sample generator produces random times (t, t') according to the distribution $P(t, t') = C^{-2}g(t)g(t')$. The quantum processor evaluates the two-time correlation $\langle O \rangle(t, t')$ ($O = \bar{H}$) using Trotterisation circuits. The Monte Carlo estimator computes the mean of correlations $\langle O \rangle(-i\beta, i\beta) = C^2 \mathbb{E}[\langle O \rangle(t, t')]$, which corresponds to the numerator in Eq. (1). We compute the denominator by taking $O = \mathbb{1}$. (e) Expected value of the Hamiltonian as a function of E_0 . The minimum value is taken as the result of the ground-state energy.

can find that $G(H)$ is a good approximation to $e^{-\beta H}$, i.e. the error due to the Gaussian function is small, when we take proper E_0 and τ .

Substituting the integral formula for $e^{-\beta H}$ in Eq. (1), we obtain an approximation to $\langle O \rangle(\beta)$ in the form

$$\langle O \rangle_G(\beta) = \frac{\langle O \rangle_G(-i\beta, i\beta)}{\langle \mathbb{1} \rangle_G(-i\beta, i\beta)}, \quad (3)$$

where

$$\begin{aligned} \langle O \rangle_G(-i\beta, i\beta) &= \langle \Psi(0) | G(H) O G(H) | \Psi(0) \rangle \\ &= \int dt dt' g(t) g(t') \langle O \rangle(t, t'), \end{aligned} \quad (4)$$

and $\langle O \rangle(t, t') = \langle \Psi(0) | e^{iHt'} O e^{-iHt} | \Psi(0) \rangle$ is a real-time correlation (Take $O = \mathbb{1}$ for the denominator). We note that $\langle O \rangle(-i\beta, i\beta) = \langle \Psi(0) | e^{-\beta H} O e^{-\beta H} | \Psi(0) \rangle$ is the imaginary-time correlation. Given proper E_0 and τ , $\langle O \rangle_G(\beta)$ is a good approximation to $\langle O \rangle(\beta)$ because $G(H) \simeq e^{-\beta H}$. Therefore, we can compute $\langle O \rangle(\beta)$ from two-time correlations $\langle O \rangle(t, t')$ and $\langle \mathbb{1} \rangle(t, t')$. The complete error analysis will be given later.

B. Algorithm of imaginary-time simulation

In this section, we give the details of our ITS algorithm. As depicted in Fig. 1, first we generate random real times on a classical computer, then we evaluate real-time correlations on a quantum computer. With real-time correlations, we can evaluate imaginary-time correlations and the expected value of the observation on a classical computer. Taking $O = \bar{H}$, we can use the ITS algorithm to compute the ground-state energy, which will be discussed in Sec. III.

We evaluate imaginary-time correlations $\langle O \rangle_G(-i\beta, i\beta)$ with the Monte Carlo method. According to importance sampling, we generate random (t, t') with the probability density $P(t, t') = C^{-2}g(t)g(t')$, where $C = \int dt g(t) = \text{erfc}(\frac{\beta}{\sqrt{2}\tau})$. Later, we will show that the factor C determines the variance of the Monte Carlo computing. With the distribution $P(t, t')$, we can rewrite the imaginary-time correlation as the expected value of real-time correlations, i.e.

$$\langle O \rangle_G(-i\beta, i\beta) = C^2 \int dt dt' P(t, t') \langle O \rangle(t, t'). \quad (5)$$

Therefore, we can estimate $\langle O \rangle_G(-i\beta, i\beta)$ by computing the average over random (t, t') .

We use a quantum computer to evaluate real-time correlations $\langle O \rangle(t, t')$. Specifically, we evaluate correlations with $E_0 = 0$, i.e. $\overline{\langle O \rangle}(t, t') = \langle \Psi(0) | e^{i\tilde{H}t'} O e^{-i\tilde{H}t} | \Psi(0) \rangle$. Correlations with any E_0 can be derived from $E_0 = 0$ according to $\langle O \rangle(t, t') = e^{iE_0(t-t')} \overline{\langle O \rangle}(t, t')$. Therefore, E_0 is an input parameter in the Monte Carlo estimator stage after the quantum computing, as shown in Fig. 1.

For a general observable O , we decompose it as a linear combination of Hermitian unitary operators, i.e. $O = \sum_j a_j O_j$. Here, a_j are real coefficients, and O_j are Hermitian unitary operators, e.g. Pauli operators. We can evaluate each O_j with quantum circuits given in Appendix B (also see Refs. [30–32]). The circuits use up to one ancillary qubit in addition to qubits for encoding the simulated system. The real-time correlations have real and imaginary parts, which are measured with different circuits. For each circuit shot (implementation of the circuit and measurement for one time), the measurement outcome is a number μ_R or μ_I ($\mu_R, \mu_I = \pm 1$) corresponding to real and imaginary parts, respectively. A correlation is the expected value of measurement outcomes from corresponding circuits, i.e. $\overline{\langle O_j \rangle}(t, t') = E[\mu_R] + iE[\mu_I]$.

With imaginary-time correlations, we can compute $\langle O \rangle_G(\beta)$ according to Eq. (3). The algorithm of imaginary-time simulation is given in Algorithms 1 and 2. In the algorithms, N_s denotes the number of random (t, t') , and M_s denotes the number of circuit shots for each of real and imaginary parts for each (t, t') . Then, the total number of circuit shots is $2N_s M_s$ for each of $\langle O \rangle_G(-i\beta, i\beta)$ and $\langle \mathbb{1} \rangle_G(-i\beta, i\beta)$. We remark that we can take $M_s = 1$ (i.e. two circuit shots for each (t, t')), and in this case the estimator of $\langle O \rangle_G(-i\beta, i\beta)$ still converges to its true value in the limit of large N_s . In the error analysis, we will focus on $M_s = 1$, and the total number of circuit shots is $4N_s$.

C. Variance and sign problem

A potential issue in the Monte Carlo algorithm is the statistical error. In this section, we show that the factor C determines the variance in evaluating imaginary-time correlations. Because $C \leq 1$, the variance is under control. Overall, the time cost of our algorithm is a polynomial function of the system size, evolution time and accuracy as shown in the full complexity analysis in Sec. II E. Despite this, we also analyse the average phase in this section. Usually the average phase approaching zero indicates the sign problem. We show that the average phase is always finite under the same assumption as in QPE.

1. Variance of correlation estimators

To analyse the variance of the $\langle O \rangle_G(-i\beta, i\beta)$ estimator, we consider the setup that $M_s = 1$, i.e. the circuit of each (t, t') is implemented for two shots to measure the real and imaginary parts of $\overline{\langle O \rangle}(t, t')$, respectively.

Because O is Hermitian, $\langle O \rangle_G(-i\beta, i\beta)$ is always real. According to Eq. (5) and Algorithm 1 ($M_s = 1$), $\langle O \rangle_G(-i\beta, i\beta) = a_O C^2 E[\mu]$, where $\mu = \text{Re}[e^{i\theta}(\mu_R + i\mu_I)]$, and $e^{i\theta}$ corresponds to the phase factor $\text{sgn}(a_j)e^{iE_0(t-t')}$. Measurement outcomes take $\mu_R, \mu_I = \pm 1$, see Appendix B. Therefore, $|\mu| \leq \sqrt{2}$. The variance of the estimator is

$$\text{Var}_{\hat{O}} = \frac{1}{N_s} a_O^2 C^4 \frac{E[\mu^2] - E[\mu]^2}{4} \leq \frac{a_O^2 C^4}{2N_s}. \quad (6)$$

We note that $a_{\mathbb{1}} = 1$ when $O = \mathbb{1}$.

We remark that the variance is amplified when using the zeroth-order leading-order rotation (LOR) formula [26] to implement the real-time evolution operator (see Sec. II D 2), which will be analysed in Sec. II E.

2. Sign problem

The sign problem refers to the problem that the Monte Carlo summation is taken over oscillatory values. If the values are complex, this problem is also called the phase problem. When the sign problem occurs, it usually becomes difficult to achieve the desired accuracy due to statistical errors. We can directly analyse the accuracy of $\langle O \rangle(\beta)$, which will be given in Sec. II E. Here, we consider the average phase of values in the summation, which is usually used to illustrate the sign problem.

We consider the denominator $\langle \mathbb{1} \rangle_G(-i\beta, i\beta) = C^2 E[e^{i\theta}(\mu_R + i\mu_I)]$. The average phase is $E[e^{i\varphi}]$, where $\varphi \equiv \arg[e^{i\theta}(\mu_R + i\mu_I)]$. Because the magnitude of $e^{i\theta}(\mu_R + i\mu_I)$ is always $\sqrt{2}$, we have

$$E[e^{i\varphi}] = \frac{1}{\sqrt{2}} E[e^{i\theta}(\mu_R + i\mu_I)] = \frac{\langle \mathbb{1} \rangle_G(-i\beta, i\beta)}{\sqrt{2} C^2}. \quad (7)$$

Now, we consider the case that the imaginary-time evolution operator is accurate: We take a proper E_0 and large τ such that $\|G(H) - e^{-\beta H}\|_2$ is small. The details of choosing E_0 and τ will be given in Sec. II E. In this case, $\langle \mathbb{1} \rangle_G(-i\beta, i\beta) \simeq \langle \mathbb{1} \rangle(-i\beta, i\beta) \geq e^{-2\beta(E_g - E_0)} p_g$, where $p_g = |\langle \Psi_g | \Psi(0) \rangle|^2$ is the probability of the ground state in the initial state. Then, the average phase becomes

$$E[e^{i\varphi}] \gtrsim \frac{e^{-2\beta(E_g - E_0)} p_g}{\sqrt{2} C^2}. \quad (8)$$

According to this result, we prefer to take E_0 close to E_g . Because $\|G(H) - e^{-\beta H}\|_2$ decreases exponentially with $(E_g - E_0)^2 \tau^2$, we can take E_0 close to E_g when τ is large. We also prefer a small C , which coincides with the analysis of the variance. With proper parameters, we can have $E[e^{i\varphi}] \gtrsim \frac{p_g}{\sqrt{2}}$. Therefore, as long as p_g

Algorithm 1 Imaginary-time correlation.

- 1: Input $\bar{H}, O, E_0, \beta, \tau, N_s, M_s$.
 - 2: **for** $l = 1$ to N_s **do**
 - 3: Generate (t_l, t'_l) with the probability density $P(t_l, t'_l) = C^{-2}g(t_l)g(t'_l)$.
 - 4: Generate j_l with the probability $a_O^{-1}|a_{j_l}|$. $\triangleright O = \sum_j a_j O_j$ and $a_O = \sum_j |a_j|$
 - 5: Implement the circuit for M_s shots to evaluate the real part of $\overline{\langle O_{j_l} \rangle}(t_l, t'_l)$, and record measurement outcomes $\{\mu_{R,l,k} \mid k = 1, \dots, M_s\}$.
 - 6: Implement the circuit for M_s shots to evaluate the imaginary part of $\overline{\langle O_{j_l} \rangle}(t_l, t'_l)$, and record measurement outcomes $\{\mu_{I,l,k} \mid k = 1, \dots, M_s\}$.
 - 7: Output $\hat{O} \leftarrow \frac{a_O C^2}{N_s M_s} \sum_{l=1}^{N_s} \sum_{k=1}^{M_s} \text{sgn}(a_{j_l}) e^{iE_0(t_l - t'_l)} (\mu_{R,l,k} + i\mu_{I,l,k})$ as the estimate of $\langle O \rangle_G(-i\beta, i\beta)$.
-

Algorithm 2 Imaginary-time simulation.

- 1: Input $\bar{H}, O, E_0, \beta, \tau, N_s, M_s$.
 - 2: Compute \hat{O} according to Algorithm 2 or Algorithm 3.
 - 3: Compute $\hat{\mathbb{1}}$ according to Algorithm 2 or Algorithm 3.
 - 4: Output $\frac{\hat{O}}{\hat{\mathbb{1}}}$ as the estimate of $\langle O \rangle_G(\beta)$.
-

is finite, i.e. there is a finite overlap between the initial state and ground state, the average phase is finite. This assumption of finite overlap is generally required in projector QMC algorithms [27, 28], in which the imaginary-time evolution operator projects the initial state onto the ground state; and it is the same in quantum algorithms that finds the ground state by a projection, e.g. the QPE algorithm [7, 8, 33].

D. Real-time simulation subroutine

In this section, we specify the way of implementing the real-time evolution operator. Although our algorithm works for any RTS (i.e. Hamiltonian simulation) algorithm [2, 34–42], we consider the first-order Trotter formula [2] and zeroth-order LOR formula [26] in details in this paper. They represent two different ways of dealing with errors in RTS. In the LOR formula, the real-time evolution operator is exact at the cost of a variance increasing with the simulated real time. In this case, we apply a truncation on the real time to control the overall variance. We focus on the LOR formula in the complexity analysis, which results in a circuit depth increasing polylogarithmically with the desired accuracy. In the Trotter formula, the real-time evolution operator is inexact, and the error increases polynomially with the real time. In this case, the truncation is unnecessary. In Sec. IV, we will show that our algorithm is resilient to the error in the real-time evolution operator.

1. First-order Trotter formula and ordering operation

To analyse the impact of the Trotterisation error in our ITS algorithm, we introduce the ordering operation to express the first-order Trotter formula. We consider the Hamiltonian in the form $\bar{H} = \sum_{j=1}^M H_j$, where H_j are Hermitian operators. We define operators $H_{kM+j} = H_j$ for integers $j \in [1, M]$ and $k \in [0, N_t - 1]$, where N_t is the number of Trotter steps: H_{kM+j} is the H_j operator in the $(k+1)$ th Trotter step. We use \mathcal{P} to denote the ordering operation according to the label of operators H_j ($j = 1, 2, \dots, N_t M$): For any product of H_j operators, the ordering operation is defined as

$$\mathcal{P}\{H_{j_1} H_{j_2} \cdots H_{j_K}\} \equiv H_{N_t M}^{k_{N_t M}} \cdots H_2^{k_2} H_1^{k_1}, \quad (9)$$

where K is the total number of operators in the product, and $k_j = \sum_{i=1}^K \delta_{j,j_i}$ is the number of the H_j operator in the product.

To define \mathcal{P} for a general function of H_j operators, we consider the spectral decomposition of each H_j , i.e. $H_j = \sum_{n_j} \omega_{j,n_j} \Pi_{j,n_j}$, where Π_{j,n_j} is the orthogonal projection onto eigenvector of H_j with the eigenvalue ω_{j,n_j} . We can find that

$$\begin{aligned} & H_{N_t M}^{k_{N_t M}} \cdots H_2^{k_2} H_1^{k_1} \\ &= \sum_{n_1, n_2, \dots, n_{N_t M}} \omega_{N_t M, n_{N_t M}}^{k_{N_t M}} \cdots \omega_{2, n_2}^{k_2} \omega_{1, n_1}^{k_1} \\ & \quad \times \Pi_{N_t M, n_{N_t M}} \cdots \Pi_{2, n_2} \Pi_{1, n_1}. \end{aligned} \quad (10)$$

Therefore, for a general function, we define the ordering operation as

$$\begin{aligned} & \mathcal{P}\{f(H_1, H_2, \dots, H_{N_t M})\} \\ & \equiv \sum_{n_1, n_2, \dots, n_{N_t M}} f(\omega_{1, n_1}, \omega_{2, n_2}, \dots, \omega_{N_t M, n_{N_t M}}) \\ & \quad \times \Pi_{N_t M, n_{N_t M}} \cdots \Pi_{2, n_2} \Pi_{1, n_1}. \end{aligned} \quad (11)$$

Note that for an analytic f , we can also read $\mathcal{P}\{f(H_1, H_2, \dots, H_{N_t M})\}$ as applying the ordering operation on each term in the Taylor expansion of $f(H_1, H_2, \dots, H_{N_t M})$.

The first-order Trotter formula reads

$$S_1(t) = e^{-iH_M t} \cdots e^{-iH_2 t} e^{-iH_1 t}. \quad (12)$$

With N_t Trotter steps, we use $\tilde{U}(t) \equiv [S_1(\Delta t)]^{N_t}$ to approximate $e^{-i\tilde{H}t}$, where $\Delta t = t/N_t$. Using the ordering operation, we have

$$\begin{aligned}\tilde{U}(t) &= e^{-iH_{N_t M} \Delta t} \dots e^{-iH_2 \Delta t} e^{-iH_1 \Delta t} \\ &= \mathcal{P} \{e^{-iH_{sum} t}\},\end{aligned}\quad (13)$$

where

$$H_{sum} \equiv \frac{1}{N_t} \sum_{j=1}^{N_t M} H_j. \quad (14)$$

2. Zeroth-order leading-order-rotation formula

Instead of approximating the real-time evolution operator with a product of unitary operators, we can also approximate it with a summation of unitary operators [36, 37]. We can even reproduce the exact real-time evolution operator with a summation formula including infinite terms, which can be implemented with the Monte Carlo method. Here, we take the zeroth-order LOR formula [26] as an example.

We suppose that each term in the Hamiltonian is a Pauli operator, i.e. $\tilde{H} = \sum_{j=1}^M h_j \sigma_j$. Here, h_j are real parameters, and σ_j are Pauli operators. The zeroth-order LOR formula reads

$$\begin{aligned}e^{-i\tilde{H}t} &= \sum_{j=1}^M b_j(t) e^{-i\text{sgn}(h_j t) \phi(t) \sigma_j} \\ &+ \sum_{k=2}^{\infty} \sum_{j_1, \dots, j_k=1}^M \frac{\prod_{a=1}^k (-i h_{j_a} t)}{k!} \sigma_{j_k} \dots \sigma_{j_1},\end{aligned}\quad (15)$$

where $\phi(t) = \arctan C_L(t)$, $b_j = |h_j t| / \sin \phi(t)$, $C_L(t) = \sum_j |h_j t| = h_{tot} |t|$ and $h_{tot} = \sum_j |h_j|$. We use s to denote terms in the summation formula. Each term is a rotation operator or Pauli operator. We define unitary operators

$$U_s(t) = \begin{cases} e^{-i\text{sgn}(h_j t) \phi(t) \sigma_j} & \text{when } s = j; \\ \sigma_{j_k} \dots \sigma_{j_1} & \text{when } s = (j_1, \dots, j_k). \end{cases} \quad (16)$$

We define weights and phases as

$$\begin{aligned}w_s(t) e^{i\theta_s(t)} &= \begin{cases} b_j(t) & \text{when } s = j; \\ \frac{1}{k!} \prod_{a=1}^k (-i h_{j_a} t) & \text{when } s = (j_1, \dots, j_k), \end{cases} \quad (17)\end{aligned}$$

where weights $w_s(t)$ are positive, and phases $\theta_s(t)$ are real. Then the formula can be rewritten as

$$e^{-i\tilde{H}t} = \sum_s w_s(t) e^{i\theta_s(t)} U_s(t). \quad (18)$$

The zeroth-order LOR formula is exact and free of the Trotterisation error. However, when we realise such a formula using the Monte Carlo method, the variance is amplified by a factor of $C_A(t)^2$, and $C_A(t) = \sum_s w_s(t) =$

$\sqrt{1 + C_L^2(t)} + e^{h_{tot}|t|} - (1 + h_{tot}|t|) = 1 + O(h_{tot}^2|t|^2)$. To reduce the factor, we divide the time t into N_t Trotter steps, and the formula becomes

$$\begin{aligned}e^{-i\tilde{H}t} &= \left[\sum_s w_s(\Delta t) e^{i\theta_s(\Delta t)} U_s(\Delta t) \right]^{N_t} \\ &= \sum_{\mathbf{S}} w_{\mathbf{S}}(t) e^{i\theta_{\mathbf{S}}(t)} U_{\mathbf{S}}(t),\end{aligned}\quad (19)$$

where $\mathbf{S} = (s_1, s_2, \dots, s_{N_t})$, $U_{\mathbf{S}}(t) = U_{s_{N_t}}(\Delta t) \dots U_{s_2}(\Delta t) U_{s_1}(\Delta t)$ and $w_{\mathbf{S}}(t) e^{i\theta_{\mathbf{S}}(t)} = \prod_{l=1}^{N_t} w_{s_l}(\Delta t) e^{i\theta_{s_l}(\Delta t)}$. Then the variance is amplified by a factor of $C_A(\Delta t)^{2N_t}$, where $C_A(\Delta t)^{N_t} = \sum_{\mathbf{S}} w_{\mathbf{S}}(t) = 1 + O\left(\frac{h_{tot}^2|t|^2}{N_t}\right)$, i.e. we can reduce the variance by taking a large N_t .

We can find the connection between the zeroth-order LOR formula and Trotterisation by neglecting Pauli-operator terms in the formula. We have

$$\begin{aligned}\left[\sum_{j=1}^M b_j(\Delta t) e^{-i\text{sgn}(h_j \Delta t) \phi(\Delta t) \sigma_j} \right]^{N_t} \\ = (\mathbb{1} - iH\Delta t)^{N_t} \simeq e^{-i\tilde{H}t}.\end{aligned}\quad (20)$$

With only rotation terms, the formula is a summation of stochastic Trotterisation products. Note that $b_j(\Delta t) \simeq |h_j|/h_{tot}$ and $\phi(\Delta t) \simeq h_{tot}|\Delta t|$. The role of Pauli operators in the LOR formula is correcting errors in the summation of stochastic Trotterisation products, which is at the cost of an increased variance.

E. Complexity analysis of imaginary-time simulation

In this section, we present a complete complexity analysis of our algorithm, which is possible because the imaginary-time evolution operator is constructed according to an explicit integral formula. Algorithms approximating the imaginary-time evolution operator with a unitary operator utilise variational circuits [17–19]. With the explicit formula, we can avoid an algorithmic accuracy depending on the variational ansatz. Compared with simulating the imaginary-time evolution with the classical auxiliary-field Monte Carlo [28] incorporating a quantum trial state [20], our algorithm is free of the sign problem even without introducing the phaseless approximation and can approach the unbiased solution in a systematic way. As summarised in Theorem 1 (also see Theorem 3), the conclusion is that our algorithm requires resources scaling polynomially or polylogarithmically with the system size (assuming local interactions), imaginary time and desired accuracy.

In Algorithm 1, we have assumed that one can implement the exact real-time evolution operator directly by unitary gates, which corresponds to Trotterisation in the $N_t \rightarrow \infty$ limit. To optimise the performance of

our algorithm in the complexity analysis, in this section we focus on the zeroth-order LOR formula. Accordingly the algorithm has to be adapted, see Algorithm 3. We will explicitly give C_T after introducing the truncation on the real time. The circuit for measuring $\langle \Psi(0) | U_{S'}(t')^\dagger O_j U_S(t) | \Psi(0) \rangle$ is given in Appendix B.

1. Truncation error

If we take the LOR formula to realise the real-time evolution operator, the variance is amplified by a factor of $C_A(\Delta t)^{2N_t}$, which increases with $|t|$. In order to bound the variance, we apply a truncation at $t = \pm T$ in the integral. Given N_t , the integral formula with truncation becomes

$$\begin{aligned} G_T(H) &= \int_{-T}^T dt g(t) e^{-iHt} \\ &= \int_{-T}^T dt g(t) e^{iE_0 t} \sum_{\mathbf{S}} w_{\mathbf{S}}(t) e^{i\theta_{\mathbf{S}}(t)} U_{\mathbf{S}}(t). \end{aligned} \quad (21)$$

Replacing $G(H)$ with $G_T(H)$, the approximation to $\langle O \rangle_G(-i\beta, i\beta)$ with truncation reads

$$\begin{aligned} \langle O \rangle_{G_T}(-i\beta, i\beta) &= \langle \Psi(0) | G_T(H) O G_T(H) | \Psi(0) \rangle \\ &= C_T^2 \int_{-T}^T dt dt' \sum_{\mathbf{S}, \mathbf{S}'} P_{\mathbf{S}, \mathbf{S}'}(t, t') e^{i\theta_{\mathbf{S}}(t)} e^{-i\theta_{\mathbf{S}'}(t')} \\ &\quad \times \langle \Psi(0) | U_{\mathbf{S}'}(t')^\dagger O U_{\mathbf{S}}(t) | \Psi(0) \rangle, \end{aligned} \quad (22)$$

where

$$C_T = \int_{-T}^T dt g(t) C_A(t/N_t)^{N_t}, \quad (23)$$

and $P_{\mathbf{S}, \mathbf{S}'}(t, t') = C_T^{-2} g(t) g(t') w_{\mathbf{S}}(t) w_{\mathbf{S}'}(t')$. We evaluate $\langle \Psi(0) | G_T(H) O G_T(H) | \Psi(0) \rangle$ according to Algorithm 3.

The truncation error decreases exponentially with T because of the Gaussian function in $g(t)$. Using properties of the Gaussian function and Lorentz function, we have

$$\begin{aligned} &\|G_T(H) - G(H)\|_2 \\ &= \left\| \int_{-\infty}^{-T} dt g(t) e^{-iHt} + \int_T^{\infty} dt g(t) e^{-iHt} \right\|_2 \\ &\leq 2 \int_T^{\infty} dt g(t) \leq 2 \int_T^{\infty} dt \frac{1}{\pi\beta} e^{-\frac{t^2}{2\tau^2}} \\ &= \frac{\sqrt{2}\tau}{\sqrt{\pi}\beta} \text{erf}\left(\frac{T}{\sqrt{2}\tau}\right) \leq \gamma_T, \end{aligned} \quad (24)$$

and

$$\gamma_T = \frac{\sqrt{2}\tau}{\sqrt{\pi}\beta} e^{-\frac{T^2}{2\tau^2}} \quad (25)$$

is the upper bound of the truncation error.

The truncation is a universal way to bound the impact of errors in the real-time evolution. Suppose a method,

e.g. the first-order Trotter formula, realises the unitary operator $U(t)$ as the approximation to e^{-iHt} , and $\epsilon(t)$ is the upper bound of $\|U(t) - \epsilon(t)\|_2$. The error in $G(H)$ (in terms of the matrix 2-norm) is upper bounded by $\epsilon(T) + \gamma_T$, because the integral of $g(t)$ is not larger than one. Therefore, as long as the circuit complexity for controlling $\epsilon(T)$ in the real-time evolution is a polynomial function of T , the circuit complexity for imaginary-time evolution is also polynomial. Specifically for the LOR formula, the real-time evolution operator is exact, therefore the contribution of the $\epsilon(T)$ term is zero; The cost is an increased variance, which we will discuss next.

2. Statistical error

According to Algorithm 3 ($M_s = 1$), the variance of \hat{O} has the upper bound

$$\text{Var}_{\hat{O}} \leq \frac{a_O^2 C_T^4}{2N_s}. \quad (26)$$

The derivation of the upper bound is similar to evaluating Eq. (5) according to Algorithm 2, see Sec. II C 1.

Now we work out an upper bound of C_T . Because $C_A(t)$ increases monotonically with $|t|$, we have

$$\begin{aligned} C_T &\leq C_A(T/N_t)^{N_t} \int_{-T}^T dt g(t) \\ &\leq C_A(T/N_t)^{N_t} = 1 + O\left(\frac{h_{\text{tot}}^2 T^2}{N_t}\right). \end{aligned} \quad (27)$$

Here, we have used that the integral of $g(t)$ is not larger than one. The upper bound of C_T approaches one when N_t is large, therefore, we can control the variance by taking a large N_t .

The statistical error in the correlation estimator is $e_O = |\hat{O} - \langle O \rangle_{G_T}(-i\beta, i\beta)|$. According to Chebyshev's inequality, the probability that the error e_O is not smaller than $a_O \delta$ has an upper bound

$$P(e_O \geq a_O \delta) \leq \frac{\text{Var}_{\hat{O}}}{a_O^2 \delta^2} \leq \frac{C_T^4}{2N_s \delta^2}. \quad (28)$$

In the rigorous complexity analysis, we will use the Chebyshev's inequality. However, it is worth to note that if we approximate the distribution of \hat{O} with the normal distribution according to the central limit theorem, the error e_O is not smaller than $a_O \delta$ with the probability

$$\begin{aligned} P(e_O \geq a_O \delta) &\simeq \text{erfc}\left(\frac{a_O \delta}{\sqrt{2\text{Var}_{\hat{O}}}}\right) \\ &\leq e^{-\frac{a_O^2 \delta^2}{2\text{Var}_{\hat{O}}}} \leq e^{-\frac{\delta^2 N_s}{C_T^4}}. \end{aligned} \quad (29)$$

Consider both the denominator and numerator of $\langle O \rangle(\beta)$, the statistical error in one of them is not smaller

Algorithm 3 Imaginary-time correlation with the zeroth-order leading-order-rotation formula.

- 1: Input $\bar{H}, O, E_0, \beta, \tau, N_s, M_s, T, N_t$.
 - 2: **for** $l = 1$ to N_s **do**
 - 3: Generate $(t_l, \mathbf{S}_l, t'_l, \mathbf{S}'_l)$ with the probability density $P_{\mathbf{S}_l, \mathbf{S}'_l}(t_l, t'_l) = C_T^{-2} g(t_l) g(t'_l) w_{\mathbf{S}_l}(t_l) w_{\mathbf{S}'_l}(t'_l)$.
 - 4: Generate j_l with the probability $a_O^{-1} |a_{j_l}|$. $\triangleright O = \sum_j a_j O_j$ and $a_O = \sum_j |a_j|$
 - 5: Implement the circuit for M_s shots to evaluate the real part of $\langle \Psi(0) | U_{\mathbf{S}'_l}(t'_l)^\dagger O_{j_l} U_{\mathbf{S}_l}(t_l) | \Psi(0) \rangle$, and record measurement outcomes $\{\mu_{R,l,k} | k = 1, \dots, M_s\}$.
 - 6: Implement the circuit for M_s shots to evaluate the imaginary part of $\langle \Psi(0) | U_{\mathbf{S}'_l}(t'_l)^\dagger O_{j_l} U_{\mathbf{S}_l}(t_l) | \Psi(0) \rangle$, and record measurement outcomes $\{\mu_{I,l,k} | k = 1, \dots, M_s\}$.
 - 7: Output $\hat{O} = \frac{a_O C_T^2}{N_s M_s} \sum_{l=1}^{N_s} \sum_{k=1}^{M_s} \text{sgn}(a_{j_l}) e^{iE_0(t_l-t'_l)} e^{i\theta_{\mathbf{S}_l}(t_l)} e^{-i\theta_{\mathbf{S}'_l}(t'_l)} (\mu_{R,l,k} + i\mu_{I,l,k})$ as the estimate of $\langle O \rangle_{G_T}(-i\beta, i\beta)$.
-

than δ or $a_O \delta$, respectively, with the probability

$$\begin{aligned}
 P_\delta &= 1 - [1 - P(e_{\mathbb{I}} \geq \delta)][1 - P(e_O \geq a_O \delta)] \\
 &\leq P(e_{\mathbb{I}} \geq \delta) + P(e_O \geq a_O \delta) \\
 &\leq \frac{C_T^4}{N_s \delta^2}.
 \end{aligned} \tag{30}$$

This probability determines the sampling cost of our ITS algorithm.

3. Circuit depth and sampling cost

There are three error sources in our ITS algorithm: the error due to the Gaussian function γ_G , the truncation error γ_T and the statistical error determined by C_T . The bound γ_G holds under the condition $E_g - E_0 \geq \frac{\beta}{\tau^2}$, therefore, we need to take an E_0 smaller than the actual ground-state energy. Because of the fraction in Eq. (1), all errors are amplified when the denominator $\langle \Psi(0) | e^{-2\beta H} | \Psi(0) \rangle$ is small. The denominator has the lower bound $\langle \Psi(0) | e^{-2\beta H} | \Psi(0) \rangle \leq p_g e^{-2(E_g - E_0)\beta}$, therefore, we prefer an E_0 close to E_g . In summary, we need a proper E_0 to successfully implement our ITS algorithm, and we need an estimate of the ground-state energy. Then there are two cases. First, we have a sufficiently accurate estimate of E_g obtained from other algorithms, such as the Hartree-Fock method or QMC on a classical computer. In this case, we can directly use it in our ITS algorithm. Second, if we do not have a sufficiently accurate estimate of E_g , we can start with any preliminary estimate and iteratively improve the accuracy of the ground-state energy with our ITS algorithm, which will be given in Sec. III B. Here, we simply assume that there is an estimate of the ground-state energy \hat{E}_g with the uncertainty δE , i.e. $E_g \in [\hat{E}_g - \delta E, \hat{E}_g + \delta E]$. We also assume that we have a lower bound of the ground-state probability p_b , i.e. $p_g \geq p_b$.

Let η be the total error. In the algorithm, we take $\tau \sim \sqrt{\ln \frac{1}{\eta}}$ because γ_G decreases exponentially with τ^2 . Similarly, we take $T \sim \ln \frac{1}{\eta}$ because γ_T decreases exponentially with T^2/τ^2 . To control the variance, we need

to take $N_t \sim T^2 \sim \left(\ln \frac{1}{\eta}\right)^2$. The circuit depth is proportional to the number of Trotter steps N_t , therefore, the circuit depth increases polylogarithmically with the desired accuracy. Costs of our ITS algorithm is summarised in Theorem 1. The proof is in Appendix C. See Theorem 3 for the case without a prior estimate of the ground-state energy.

Theorem 1. *Let η and κ be any positive numbers. Suppose that \hat{E}_g , δE and p_b satisfy conditions $E_g \in [\hat{E}_g - \delta E, \hat{E}_g + \delta E]$ and $p_g \geq p_b$. The estimate of $\langle O \rangle_G(\beta)$ from the ITS algorithm with the zeroth-order LOR formula is $\frac{\hat{O}}{\mathbb{I}}$. If we take proper parameters in the algorithm, the inequality*

$$\left| \frac{\hat{O}}{\mathbb{I}} - \langle O \rangle(\beta) \right| < a_O \eta \tag{31}$$

holds with a probability higher than $1 - \kappa$, with the Trotter step number

$$N_t = O \left(h_{\text{tot}}^2 \beta^2 \left(\ln \frac{1}{\epsilon} \right)^2 \right) \tag{32}$$

and sample size

$$N_s = O \left(\frac{1}{\kappa \epsilon^2} \right), \tag{33}$$

where $\epsilon = O(e^{-4\beta\delta E\eta})$.

The circuit depth and dependence on the system size can be derived from the theorem. To evaluate the zero-order LOR formula, the gate of each Trotter step is a controlled $U_s(\Delta t)$ gate, where $U_s(\Delta t)$ is a rotation gate or a Pauli gate as defined in Eq. (16). Such a controlled gate can be decomposed into $O(n)$ controlled-NOT and single-qubit gates [26], where n is the number of qubits for encoding the simulated system (i.e. the system size). Then the total number of gates for evaluating the zero-order LOR formula (the two controlled $U_S(t)$ gates, see Appendix B) is $O(nN_t)$. Some additional gates (e.g. single-qubit gates on the ancillary qubit) are used in the circuit, which however do not change the polynomial scaling with

N_t and n . Note that we assume the number of gates for preparing the initial state scales polynomially with n . In addition to this direct dependence on n , usually h_{tot} also depends on the system size and scales with n polynomially in Hamiltonians that only involves local interactions (see Appendix E for example Hamiltonians). Therefore, the overall dependence on the system size is polynomial. Besides the circuit depth and sample size, the qubit cost in our algorithm is up to one ancillary qubit in addition to the n qubits representing the system.

Later, we will consider the first-order Trotter formula in addition to the zero-order LOR formula. For the Trotter formula, the circuit depth is also proportional to N_t . When we use the first-order Trotter formula to approximate the real-time evolution operator, each Trotter step corresponds to a controlled $S_1(\Delta t)$ gate, see Eq. (12). If each term H_j is a Pauli operator, $S_1(\Delta t)$ is a product of M (the number of terms in the Hamiltonian) rotation gates. Therefore, we can realise the controlled $S_1(\Delta t)$ gate with $O(Mn)$ controlled-NOT and single-qubit gates, and the total gate number is $O(MnN_t)$. Similar to the parameter h_{tot} in the LOR formula, the term number M usually depends on the system size and scales with n polynomially in Hamiltonians that only involves local interactions.

III. MONTE CARLO QUANTUM GROUND-STATE SOLVER

According to the projector QMC, the ground-state energy is calculated by taking $O = \bar{H}$ and a large β in Eq. (1). Note that $\lim_{\beta \rightarrow \infty} \langle \bar{H} \rangle(\beta) = E_g$ when the probability of the ground state in the initial state $|\Psi(0)\rangle$ (i.e. p_g) is finite.

In this section, we first analyse the projection error, i.e. the error due to a finite β . Then, we present an iterative algorithm for computing the ground-state energy and analyse its complexity. Our ITS algorithm requires a preliminary estimate of the ground-state energy. In the iterative algorithm, we start with an estimate with a large uncertainty, and the uncertainty decreases exponentially with the number of iterations. In addition to the iterative method, we will introduce two other approaches in Sec. V: the optimisation of E_0 and quantum subspace diagonalisation.

A. Projection error

In the projector method, a projection onto the ground state is applied on the initial state to compute the ground-state energy. We approximate the projection with $e^{-\beta H}$. The final state reads $e^{-\beta H}|\Psi(0)\rangle = \sum_{n=1}^D \sqrt{p_n} e^{-\beta(E_g + E_n - E_0)} |\phi_n\rangle$, where D is the dimension of the Hilbert space, p_n is the initial probability in the eigenstate $|\phi_n\rangle$ with the eigenenergy $E_g + E_n$, i.e. $E_n \geq 0$. We suppose that $n = 1$ corresponds to the ground state,

i.e. $p_1 = p_g$, $|\phi_1\rangle = |\Psi_g\rangle$ and $E_1 = 0$. Then, the expected value of energy reads

$$\begin{aligned} \langle \bar{H} \rangle(\beta) &= E_g + \frac{\sum_{n=2}^D p_n e^{-2\beta E_n} E_n}{p_g + \sum_{n=2}^D p_n e^{-2\beta E_n}} \\ &= E_g + \frac{\sum_{n=2}^D p_n e^{-2\beta E_n} E_n}{\sum_{n=2}^D p_n (\alpha + e^{-2\beta E_n})}. \end{aligned} \quad (34)$$

where $\alpha = \frac{p_g}{1-p_g}$, and we have used that $\sum_{n=2}^D p_n = 1 - p_g$. The second term in Eq. (34) is the error due to the imperfect projection. Note that $\langle \bar{H} \rangle(\beta) \geq E_g$.

To work out an upper bound of the error, we consider the functional of the weight function $w(x)$

$$y = \frac{\int dx w(x) f(x)}{\int dx w(x)}, \quad (35)$$

where $f(x) \equiv \frac{e^{-x} x}{\alpha + e^{-x}}$. Taking $w(x) = \sum_{n=2}^D p_n (\alpha + e^{-x}) \delta(x - 2\beta E_n)$, we can express the error as $\langle \bar{H} \rangle(\beta) - E_g = (2\beta)^{-1} y$. Because $y \leq \max_x f(x)$, we have $\langle \bar{H} \rangle(\beta) - E_g \leq (2\beta)^{-1} \max_x f(x)$.

The derivative of the function is

$$f'(x) = \frac{e^{-x}}{(\alpha + e^{-x})^2} [\alpha(1-x) + e^{-x}]. \quad (36)$$

The maximum value of the function is at $x = x_0$, which is the solution of the equation $\alpha(1-x) + e^{-x} = 0$. We can calculate the solution via the product logarithm. Given x_0 , the maximum value is $\max_x f(x) = x_0 - 1 = \alpha^{-1} e^{-x_0}$. Instead of using the exact solution, we consider $x_1 = 1 + \ln(1 + e^{-1} \alpha^{-1})$, and we have $\alpha(1-x_1) + e^{-x_1} \leq 0$. Therefore, $x_0 \leq x_1$, and $\max_x f(x) \leq x_1 - 1 = \ln(1 + e^{-1} \alpha^{-1})$. The upper bound of the error is

$$\langle \bar{H} \rangle(\beta) - E_g \leq \frac{1}{2\beta} \ln \left(1 + \frac{1}{e\alpha} \right). \quad (37)$$

The error decreases exponentially with β if there is a finite energy gap above the ground state. The gap is $\Delta = \min_{n=2,\dots,D} E_n$. With the gap, the upper bound is given by $\max_{x \in [2\beta\Delta, \infty)} f(x)$. We assume that $2\beta\Delta \geq x_1$. Then, $\max_{x \in [2\beta\Delta, \infty)} f(x) = f(2\beta\Delta)$ because $f'(x) \leq 0$ when $x \geq x_0$. The upper bound with a finite gap is

$$\langle \bar{H} \rangle(\beta) - E_g \leq \frac{1}{2\beta} f(2\beta\Delta) = \frac{e^{-2\beta\Delta} \Delta}{\alpha + e^{-2\beta\Delta}}. \quad (38)$$

B. Iterative ground-state solver and its complexity

As a ground-state solver, we take $O = \bar{H}$ in the imaginary-time evolution. Because $\|\bar{H}\|_2 \leq h_{tot}$, the ground-state energy is in the interval $[-h_{tot}, h_{tot}]$. Therefore, $\hat{E}_g = 0$ and $\delta E = h_{tot}$ is an estimate of the ground-state energy satisfying $E_g \in [\hat{E}_g - \delta E, \hat{E}_g + \delta E]$; We take this as the initial estimate. Then, in each round of iteration we choose parameters in ITS such that the uncertainty δE is reduced by a factor of $\frac{3}{4}$ (or any other factor

smaller than one), see Algorithm 4. Details of choosing parameters depend on the energy gap above the ground state, which are given in Appendix D.

In the general case (without assuming a finite energy gap), the upper bound of the projection error decreases linearly with $\frac{1}{\beta}$. To reduce the error in the ground-state energy to ξ , we need to take $\beta \sim \frac{1}{\xi}$. In this case, the circuit depth $N_t \sim \beta^2 \sim \frac{1}{\xi^2}$ scales polynomially with the desired accuracy. If there is a finite energy gap above the ground state, the upper bound of the projection error decreases exponentially with β . Then, $\beta \sim \ln \frac{1}{\xi}$, and the circuit depth $N_t \sim \left(\ln \frac{1}{\xi}\right)^2$ scales polylogarithmically with the desired accuracy. Costs of our iterative GSS algorithm is summarised in Theorem 2. The proof is in Appendix D.

Theorem 2. *Let ξ and κ be any positive numbers. Suppose that p_b satisfies $p_g \geq p_b$. The result of ground-state energy from the iterative GSS algorithm is \hat{E}_g . If we take proper parameters in the algorithm, the inequality $|\hat{E}_g - E_g| < h_{tot}\xi$ holds with a probability higher than $1 - \kappa$, with the largest Trotter step number $N_{t,max}$ and total sample size*

$$N_{s,tot} = O\left(\frac{1}{\kappa\xi^2} \left(\ln \frac{1}{\xi}\right)^2\right). \quad (39)$$

The largest Trotter step number depends on the energy gap:

(i) In the general case,

$$N_{t,max} = O\left(\frac{1}{\xi^2} \left(\ln \frac{1}{\xi}\right)^2\right); \quad (40)$$

(ii) If there is a finite energy gap Δ above the ground state,

$$N_{t,max} = O\left(\frac{h_{tot}^2}{\Delta_b^2} \left(\ln \frac{1}{\xi}\right)^4\right), \quad (41)$$

where Δ_b is an input parameter satisfying $\Delta \geq \Delta_b$.

Now, we reconsider our ITS algorithm for computing any observable O . If we do not assume a prior knowledge about the ground-state energy, we can work out it with iterative GSS. Because our GSS algorithm includes some subroutine ITS calculations, let's call ITS for computing O the task ITS for clarity. Given the evolution time β of the task ITS, the accuracy of the ground-state energy at the level of $\delta E \sim \frac{1}{\beta}$ is required. Before implementing the task ITS, we can run the iterative GSS algorithm taking $\xi \sim \frac{1}{h_{tot}\beta}$. We can find that the cost in iterative GSS is independent of the desired accuracy η in the task ITS. Therefore, incorporating iterative GSS does not change the dependence on η .

Theorem 3. ITS incorporating iterative GSS. *Let η and κ be any positive numbers. Suppose that p_b satisfies*

$p_g \geq p_b$. If we take proper parameters in the algorithm, the inequality

$$\left|\frac{\hat{O}}{\hat{I}} - \langle O \rangle(\beta)\right| < a_O\eta \quad (42)$$

holds with a probability higher than $1 - \kappa$, with the largest Trotter step number

$$N_{t,max} = O\left(h_{tot}^2\beta^2 \left(\ln \frac{1}{\zeta}\right)^2\right) \quad (43)$$

and total sample size

$$N_{s,tot} = O\left(\frac{1}{\kappa\zeta^2} \left(\ln \frac{1}{\zeta}\right)^2\right). \quad (44)$$

where $\zeta = \min\left\{\eta, \frac{1}{h_{tot}\beta}\right\}$.

Proof. First, we take $\xi = \frac{1}{\beta h_{tot}}$ in iterative GSS (without the energy gap assumption). Then the final uncertainty of the ground-state energy is $\delta E = \frac{1}{\beta}$. We choose the sample size in iterative GSS such that it fails with a probability lower than $\kappa/2$. Substituting ξ into Eqs. (40) and (39), we can work out the cost of iterative GSS.

Second, with the ground-state energy and the uncertainty $\delta E = \beta^{-1}$, we implement the task ITS. The cost of task ITS is given by Eqs. (32) and (33). Note that $\epsilon = O(e^{-4}\eta)$. We also choose the sample size in task ITS such that it fails with a probability lower than $\kappa/2$. Then, the overall failure probability is lower than κ .

Consider both iterative GSS and task ITS, the largest Trotter step number is the maximum of $O\left(\frac{1}{\xi^2} \left(\ln \frac{1}{\xi}\right)^2\right)$ and $O\left(h_{tot}^2\beta^2 \left(\ln \frac{1}{\eta}\right)^2\right)$, and the total sample size is

$$N_{s,tot} = O\left(\frac{1}{\kappa\xi^2} \left(\ln \frac{1}{\xi}\right)^2\right) + O\left(\frac{1}{\kappa\eta^2}\right). \quad (45)$$

Note that $\xi = \frac{1}{\beta h_{tot}}$. □

IV. ERROR RESILIENCE - SUPPRESSED ERROR DISTRIBUTION IN THE FREQUENCY SPACE

Our first result about the resilience to errors is the complexity analysis, which shows that the circuit depth (in proportional to the Trotter step number N_t) scales polylogarithmically with accuracy parameters η and ξ (depending on the gap in GSS), in contrast to the polynomial scaling [18, 29]. Instead of the zeroth-order LOR formula considered in the complexity analysis, in the following we show that our algorithms are also resilient to Trotterisation errors in the first-order Trotter formula, and the error resilience reduces the circuit depth for implementing Trotterisation. In this section we give an explanation of this resilience, and in the next section we demonstrate it numerically with various models.

Algorithm 4 Iterative ground-state solver.

- 1: Input \bar{H} and the number of iterations N_i . $\triangleright \bar{H} = \sum_{j=1}^M h_j \sigma_j$ and $h_{tot} = \sum_j |h_j|$
 - 2: Take $\hat{E}_g = 0$ and $\delta E = h_{tot}$.
 - 3: **for** $i = 1$ to N_i **do**
 - 4: Choose β such that the projection error [Eq. (37) in the general case or Eq. (38) with a finite energy gap] is smaller than $\frac{\delta E}{2}$.
 - 5: Take parameters in ITS such that the ITS error $h_{tot}\eta$ is smaller than $\frac{\delta E}{4}$. \triangleright See Appendix D.
 - 6: Implement ITS according to Algorithm 2.
 - 7: $\hat{E}_g \leftarrow \frac{O}{\mathbb{1}}$ and $\delta E \leftarrow \frac{3\delta E}{4}$. $\triangleright O = \bar{H}$
 - 8: Output \hat{E}_g as the result of ground-state energy.
-

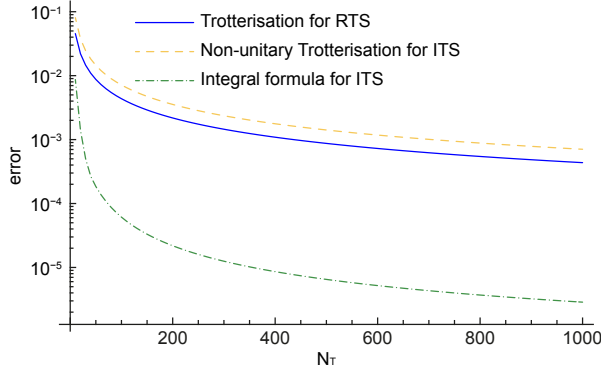


FIG. 2. Trotterisation errors $\|\tilde{V}_\alpha - V_\alpha\|_2$ in the real-time simulation (RTS) and imaginary-time simulation (ITS) as functions of the Trotter step number N_t . The Hamiltonian is $\bar{H} = \sigma^x + \sigma^z$. We take $t = \beta = 2$, $\tau = 2\beta$ and $E_0 = E_g$.

A. Imaginary-time evolution operators with Trotterisation errors

First, we work out the imaginary-time evolution operator with Trotterisation errors according to the integral formula. The real-time evolution operator realised with the Trotter formula in the spectral decomposition is

$$\tilde{U}(t) = \sum_{n_1, n_2, \dots, n_{N_t M}} e^{-i \sum_{j=1}^{N_t M} \omega_{j, n_j} \Delta t} \times \Pi_{N_t M, n_{N_t M}} \cdots \Pi_{2, n_2} \Pi_{1, n_1}. \quad (46)$$

According to the integral formula in Eq. (2) (without truncation), the imaginary-time evolution operator with Trotterisation errors reads

$$\begin{aligned} \tilde{G}(H) &= \int_{-\infty}^{\infty} dt g(t) e^{i E_0 t} \tilde{U}(t) \\ &= \sum_{n_1, n_2, \dots, n_{N_t M}} G \left(\frac{1}{N_t} \sum_{j=1}^{N_t M} \omega_{j, n_j} - E_0 \right) \\ &\quad \times \Pi_{N_t M, n_{N_t M}} \cdots \Pi_{2, n_2} \Pi_{1, n_1} \\ &= \mathcal{P} \{ G(H_{sum} - E_0 \mathbb{1}) \}. \end{aligned} \quad (47)$$

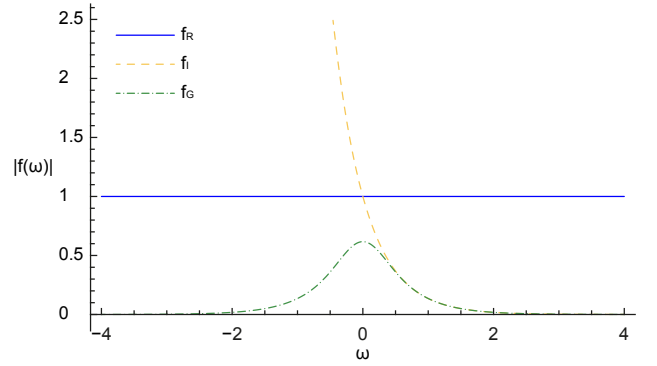


FIG. 3. Functions $f_R(\omega)$, $f_I(\omega)$ and $f_G(\omega)$. We take $t = \beta = 2$ and $\tau = 2\beta$.

In addition to the integral formula, we can also realise the imaginary-time evolution operator with a product of non-unitary operators according to the Trotter formula [18, 19]. To realise $e^{-\beta H}$, the non-unitary product is $e^{E_0 \beta} \left[S_1 \left(-i \frac{\beta}{N_t} \right) \right]^{N_t}$, where N_t is the number of Trotter steps, and $S_1(t)$ is defined in Eq. (12). When t is not real, $S_1(t)$ is non-unitary.

B. Three operators for comparison

To show the error resilience, we compare impacts of Trotterisation errors in three operators: the real-time evolution operator $V_R = e^{-i H t}$ realised with the Trotter formula, the imaginary-time evolution operator $V_I = e^{-\beta H}$ realised with the non-unitary product and the (approximate) imaginary-time evolution operator $V_G = G(H)$ realised with the integral. To simplify expressions, we define three functions $f_R(\omega) = e^{-i \omega t}$, $f_I(\omega) = e^{-\beta \omega}$ and $f_G(\omega) = G(\omega)$. Then we can express error-free operators as $V_\alpha = f_\alpha(H)$, where $\alpha = R, I, G$.

The three operators with Trotterisation errors are $\tilde{V}_R = e^{i E_0 t} \left[S_1 \left(\frac{t}{N_t} \right) \right]^{N_t}$, $\tilde{V}_I = e^{E_0 \beta} \left[S_1 \left(-i \frac{\beta}{N_t} \right) \right]^{N_t}$ and $\tilde{V}_G = \mathcal{P} \{ G(H_{sum} - E_0 \mathbb{1}) \}$, respectively. Using the spec-

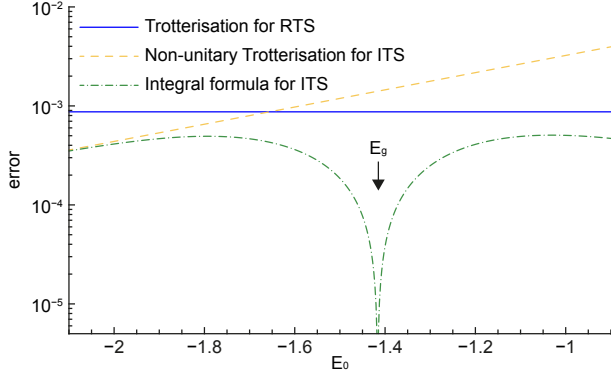


FIG. 4. Trotterisation errors $\|\tilde{V}_\alpha - V_\alpha\|_2$ in the real-time simulation (RTS) and imaginary-time simulation (ITS) as functions of E_0 . The Hamiltonian is $\bar{H} = \sigma^x + \sigma^z$. We take $t = \beta = 2$, $\tau = 2\beta$ and $N_t = 500$.

tral decomposition, we can also express these operators in a unified form, $V_\alpha = \mathcal{P}\{f_\alpha(H_{sum} - E_0\mathbb{1})\}$. The Trotterisation error in each operator is $\tilde{V}_\alpha - V_\alpha$.

In Fig. 2, we plot magnitudes of errors in three operators taking a one-qubit Hamiltonian as an example. The figure shows that the error in V_R decreases rapidly with N_t especially when N_t is small, which opens a large gap from V_R and V_I , i.e. the integral formula of imaginary-time evolution operator is much robust to Trotterisation errors.

C. Error distribution in the frequency space

To explain the error resilience, we consider the Fourier decomposition of the Trotterisation error in V_R , i.e.

$$\tilde{V}_R - V_R = \sum_l v_l e^{-i(\omega_l - E_0)t} = \sum_l v_l f_R(\omega_l - E_0) \quad (48)$$

Here, l is the label of the frequency ω_l , and v_l are operator-valued coefficients. The Fourier decomposition of V_R is $V_R = \sum_n e^{-i(E_g + E_n - E_0)t} |\phi_n\rangle\langle\phi_n|$, where $E_g + E_n$ are eigenvalues of \bar{H} . The Fourier decomposition of \tilde{V}_R is given by Eq. (46), note that $\tilde{V}_R = e^{iE_0 t} \tilde{U}(t)$. Therefore, $\{\omega_l\} = \{E_g + E_n\} \cup \{\frac{1}{N_t} \sum_{j=1}^{N_t M} \omega_{j,n_j}\}$.

To obtain a similar decomposition of the Trotterisation error in V_I , we can simply replace t with $-i\beta$. We have

$$\tilde{V}_I - V_I = \sum_l v_l e^{-\beta(\omega_l - E_0)} = \sum_l v_l f_I(\omega_l - E_0). \quad (49)$$

For V_G , the integral of $\tilde{V}_R - V_R$ results in

$$\tilde{V}_G - V_G = \sum_l v_l G(\omega_l - E_0) = \sum_l v_l f_G(\omega_l - E_0) \quad (50)$$

Therefore, for all three operators, there is a unified expression of Trotterisation errors

$$\tilde{V}_\alpha - V_\alpha = \sum_l v_l f_\alpha(\omega_l - E_0). \quad (51)$$

Note that the operator-valued coefficients are the same for three operators, and the Trotterisation error is determined by the function f_α .

The Fourier decomposition of Trotterisation errors explains the error resilience. We plot three functions f_α in Fig. 3. The absolute value of $f_R(\omega)$ is always one. The function $f_I(\omega)$ is smaller than one when $\omega > 0$ and larger than one when $\omega < 0$. In comparison, $f_G(\omega)$ is always smaller than one: The function takes its maximum value at $\omega = 0$ and decreases exponentially to zero as $|\omega|$ increases. The function $f_G(\omega)$ suppresses the impact of v_l . As a result, the error in V_G is much smaller than in V_R , but the error in V_I can be even larger than in V_R , as shown in Fig. 2. This observation suggests that our algorithm based on the integral formula is robust to Trotterisation errors than ITS algorithms based on the non-unitary Trotter formula [18, 19].

To verify this explanation, we plot magnitudes of errors in three operators as functions of E_0 , see Fig. 4. Because $f_G(\omega)$ is smaller than one for all ω , the impact of all v_l are suppressed regardless of E_0 . Therefore, we expect to observe the error suppression (compared with V_R) for all E_0 , which coincides with the numerical result in Fig. 4.

V. NUMERICAL DEMONSTRATION OF THE ERROR RESILIENCE

We have introduced the iterative method for a rigorous complexity analysis. Here we introduce an alternative method to determine E_0 and solve the ground state by optimisation, which may be more relevant to practical implementation. Our algorithm effectively prepares the state $G(H)|\Psi(0)\rangle$, and its expected value of energy $E(\beta, \tau, E_0) = \langle \bar{H} \rangle_G(\beta)$ is a function of parameters β , τ and E_0 . According to the variational principle $E(\beta, \tau, E_0) \geq E_g$, we solve the ground state by minimising the expected value of energy, i.e. we take $E_{min} = \min_{E_0} E(\beta, \tau, E_0)$. In this paper, we focus on varying E_0 , and in general we can also vary β and τ to minimise the energy.

We have following remarks on the optimisation method. First, we are sure that E_{min} approaches E_g with an increased circuit depth. As shown in Sec. III, the operator $G(H)$ is a projection onto the ground state: For some proper E_0 , the approximation $G(H) \approx e^{-\beta H}$ is justified, and the circuit depth (which is in proportional to N_t) scales polynomially (or polylogarithmically if there is a gap) with the accuracy of the projection. Therefore, E_{min} approaches E_g with a polynomially-scaling (or polylogarithmically-scaling) circuit depth. Second, the one-parameter optimisation is technically trivial by a grid search. Third, we can implement the quantum computing only for $E_0 = 0$ and then generate results for all E_0 , see Algorithm 5. Therefore, the optimisation is entirely on the classical computer without iteratively querying the quantum computer, and we can take a high grid resolution without increasing the quantum-computing cost.

Algorithm 5 Ground-state solver by optimising E_0 .

- 1: Input \bar{H}, β, τ .
 - 2: Generate quantum-computing data for \hat{H} :
 - 3: Take $E_0 = 0$, compute \hat{H} according to Algorithm 2, and save all the data. ▷ It is similar for Algorithm 3.
 - 4: Define the function $\hat{H}(E_0) \equiv \frac{h_{tot} C^2}{N_s M_s} \sum_{l=1}^{N_s} \sum_{k=1}^{M_s} \text{sgn}(a_{jl}) e^{i E_0 (t_l - t'_l)} (\mu_{R,l,k} + i \mu_{I,l,k})$.
 - 5: Generate quantum-computing data for $\hat{\mathbb{1}}$:
 - 6: Take $E_0 = 0$, compute $\hat{\mathbb{1}}$ according to Algorithm 2, and save all the data. ▷ It is similar for Algorithm 3.
 - 7: Define the function $\hat{\mathbb{1}}(E_0) \equiv \frac{C^2}{N_s M_s} \sum_{l=1}^{N_s} \sum_{k=1}^{M_s} \text{sgn}(a_{jl}) e^{i E_0 (t_l - t'_l)} (\mu_{R,l,k} + i \mu_{I,l,k})$.
 - 8: Define $\hat{E}(E_0) \equiv \frac{\hat{H}(E_0)}{\hat{\mathbb{1}}(E_0)}$.
 - 9: Output $\min_{E_0} \hat{E}(E_0)$ as the result of the ground-state energy.
-

We note that variational quantum algorithms [15–19] usually involve a feedback loop between quantum and classical computers to update parameterised quantum circuits. Our optimisation method only uses one-way communications from the sample generator to quantum computer to Monte Carlo estimator, see Fig. 1. This one-way feature removes the feedback loop and potential latency.

In the numerical study, we focus on the optimisation method and the Trotter formula instead of the iterative method and the LOR formula. We demonstrate that the error resilience of our algorithms does not rely on the specific details as considered in the complexity analysis. Quantum subspace diagonalisation (QSD) or quantum Lanczos [18, 43–46] is a way to reduce the error in GSS, and we also demonstrate this method in the numerical study. Following Ref. [18], we choose a set of imaginary times $\{\beta_a | a = 1, 2, \dots, d\}$ to generate a subspace. We evaluate matrices $A_{a,b} = \langle \mathbb{1} | (-i\beta_b, i\beta_a)$ and $B_{a,b} = \langle \bar{H} | (-i\beta_b, i\beta_a)$. Given the unitary diagonalisation $\Lambda = U^\dagger A U$, we have the effective Hamiltonian of the subspace $H_{eff} = V^\dagger B V$, where $V = U \sqrt{\Lambda}^{-1}$. The ground-state energy of H_{eff} is taken as the result of QSD. Furthermore, H_{eff} depends on E_0 : We vary E_0 to the minimise the ground-state energy of H_{eff} , and we take the minimum ground-state energy as the final result.

A. Comparison of three tasks

To demonstrate the error resilience in our ITS and GSS algorithms, we compare impacts of Trotterisation errors in three tasks: RTS, ITS and GSS. Specifically, we compute the two-time correlation $\langle \bar{H} \rangle(t, t')$ in RTS, the expected value of energy $\langle \bar{H} \rangle(\beta)$ in ITS and the ground-state energy E_g in GSS. Using the first-order Trotter formula, results with Trotterisation errors are denoted by $\langle \bar{H} \rangle'(t, t')$, $\langle \bar{H} \rangle'(\beta)$ and E'_g , respectively:

$$\langle \bar{H} \rangle'(t, t') = e^{i E_0 (t - t')} \langle \Psi(0) | \tilde{U}(t')^\dagger \bar{H} \tilde{U}(t) | \Psi(0) \rangle, \quad (52)$$

$$\langle \bar{H} \rangle'(\beta) = \frac{\langle \Psi(0) | \tilde{G}(H) \bar{H} \tilde{G}(H) | \Psi(0) \rangle}{\langle \Psi(0) | \tilde{G}(H) \tilde{G}(H) | \Psi(0) \rangle}, \quad (53)$$

and E'_g depends on the method. Two methods are considered. The first method is the optimisation of E_0 , i.e. $E'_g = \min_{E_0} \langle \bar{H} \rangle'(\beta)$; Note that $\langle \bar{H} \rangle'(\beta) \approx E(\beta, \tau, E_0)$ is a function of E_0 . The second method is QSD incorporating the optimisation of E_0 , in which imaginary-time correlations $A_{a,b}$ are $B_{a,b}$ are replaced by their Trotterisation approximations. In numerical calculations, we neglect implementation errors in quantum computing, i.e. errors due to imperfect quantum gates and statistical errors. We have analysed statistical errors in Secs. II C 1.

We demonstrate the error resilience with various quantum many-body models, including the one- and two-dimensional transverse-field Ising models, antiferromagnetic Heisenberg model, Fermi-Hubbard model and randomly generated Hamiltonians. Several different parameter values (denoted by λ) are taken in each model. See Appendix E for details of these models and numerical calculations.

Numerical results show that with the same Trotter step number, GSS is more accurate than ITS, and ITS is more accurate than RTS. First, we illustrate the comparison taking the ten-spin one-dimensional transverse-field Ising model as an example. We take the model parameter $\lambda = 1.2$ (coupling strengths are on the order of one), the maximum evolution time $T = 3$, $\tau = 2T$ and the Trotter step number $N_t = 20$. The two-time correlation evaluated using the first-order Trotter formula is shown in Fig. 1(a). Data on the diagonal line, i.e. $\langle \bar{H} \rangle(t, -t)$, are redrawn in Fig. 1(b) for a comparison between correlations with and without Trotterisation errors. We can find that the error in $\langle \bar{H} \rangle(t, -t)$ is already comparable to the variation of function itself, i.e. the Trotter step number is inadequate for even approximate RTS. Using these inaccurate RTS data, we can compute the expected value of energy in the imaginary-time evolution, and the result (assuming $E_0 = E_g$) is shown in Fig. 1(c). We can find that the ITS is still relatively accurate. As shown in Fig. 1(e), the minimum expected value of energy (for $\beta = T$) is close to the ground-state energy.

For a quantitative comparison, we consider three quantities: the average error in RTS, $\epsilon_R = \frac{1}{T} \int_0^T dt |\langle \bar{H} \rangle'(t, -t) - \langle \bar{H} \rangle(t, -t)|$; the average error in

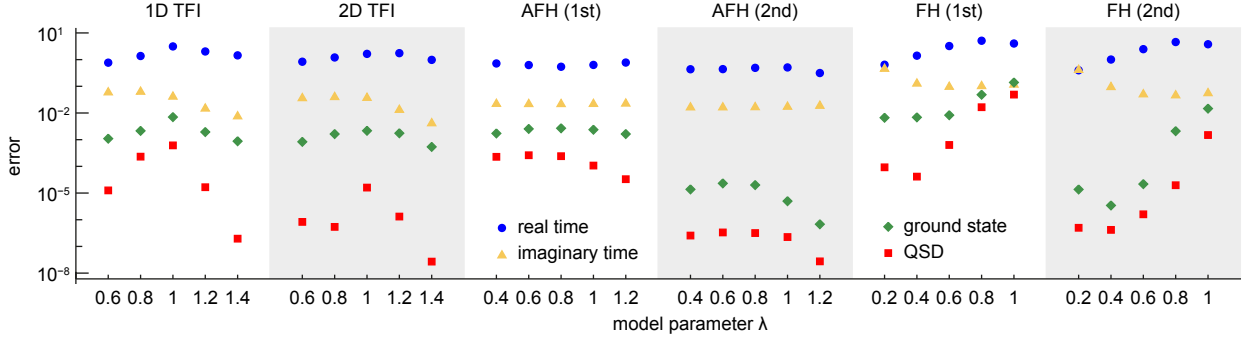


FIG. 5. Errors ϵ_R , ϵ_I and ϵ_G in quantum simulation. Results of the ten-spin one-dimensional transverse-field Ising (1D TFI), 3×3 two-dimensional transverse-field Ising (2D TFI), ten-spin anti-ferromagnetic Heisenberg (AFH) and six-site (12-qubit) Fermi-Hubbard (FH) models are obtain in numerical simulation. The first-order Trotter formula is implemented for all the models, and the second-order Trotter formula is implemented for AFH and FH models. In numerical simulation, we take $N_t = 20$, $T = 4$ for the FH model and $T = 3$ for other models, $\tau = 2T$, $E_0 = E_g$ in real- and imaginary-time simulations and $\beta = T$ in ground-state solver. In quantum subspace diagonalisation (QSD), we take $d = 8$ and $\beta_a = aT/d$.

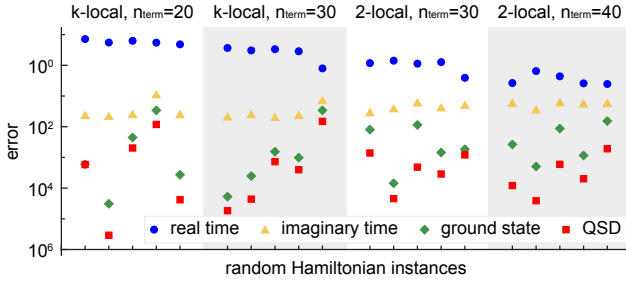


FIG. 6. Errors ϵ_R , ϵ_I and ϵ_G in quantum simulation of randomly generated k -local and 2-local Hamiltonians. We take $n_{spin} = 10$, $N_t = 20$, $T = 6$, $\tau = 2T$, $E_0 = E_g$ in real- and imaginary- time simulations and $\beta = T$ in ground-state solver. In quantum subspace diagonalisation (QSD), we take $d = 8$ and $\beta_a = aT/d$. The second-order Trotter formula is used in the simulation.

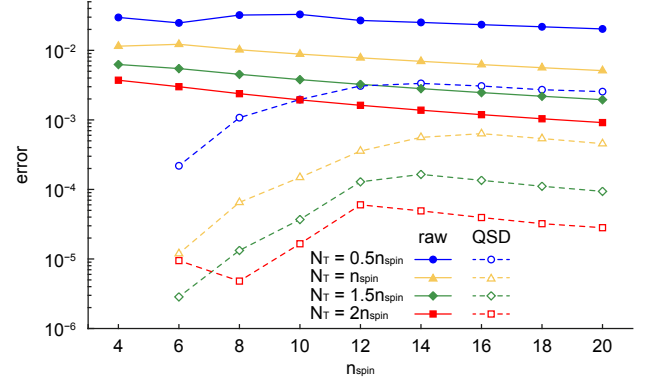


FIG. 7. Errors in the ground-state energy of the one-dimensional transverse-field Ising model. Algorithms without and with quantum subspace diagonalisation (QSD) are both implemented. We take $\lambda = 1.2$, $T = 3$, $\tau = 2T$ and $\beta = T$. In QSD, we take $d = 8$ and $\beta_a = aT/d$. With QSD, the error is 0.0025 when $n_{spin} = 20$ and $N_t = 10$.

B. Scaling with the system size

ITS, $\epsilon_I = \frac{1}{T} \int_0^T d\beta |\langle \bar{H} \rangle'(\beta) - \langle \bar{H} \rangle(\beta)|$; and the error in GSS, $\epsilon_G = E_g' - E_g$. For results of the ten-spin one-dimensional transverse-field Ising model shown in Fig. 1, $\epsilon_R = 1.4$, $\epsilon_I = 0.062$ and $\epsilon_G = 0.0021$. We can find that ϵ_I is much smaller than ϵ_R , and ϵ_G is much smaller than ϵ_R . This observation holds in various models as shown in Fig. 5. We can find that ϵ_I is smaller than ϵ_R by a factor of 10 to 200 in almost all cases, except the Fermi-Hubbard model with $\lambda = 0.2$, and ϵ_G is smaller than ϵ_R by a factor of 30 to 10^5 . We also show that QSD incorporating the optimisation of E_0 can significantly reduce the error. Similar results are obtained with randomly generated Hamiltonians as shown in Fig. 6.

We use the one-dimensional transverse-field Ising model to test the scaling behaviour of our GSS algorithm and infer the impact of Trotterisation errors in hundred-qubit quantum computing, assuming shallow circuits. We increase the number of spins n_{spin} and take the number of Trotter steps $N_t = rn_{spin}$. The numerical result shows a trend that the error in the ground-state energy decreases with n_{spin} when r is a fixed constant, see Fig. 7. Accordingly, considering $N_t = 50$ for $n_{spin} = 100$, we can infer that the error is smaller than 0.0025, which is much smaller than the energy gap ~ 0.8 between the ground and first-excited states (given the model parameter $\lambda = 1.2$). Therefore, we can solve a hundred-qubit

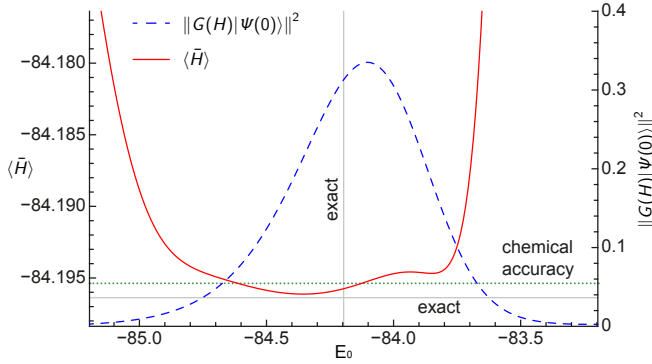


FIG. 8. Energy $\langle \bar{H} \rangle(\beta)$ and distribution $\|G(H)|\Psi(0)\|^2$ of the water molecule encoded into fourteen qubits. In the algorithm, we take $\beta = 3 E_h^{-1}$ and $\tau = 2\beta$, where E_h is one hartree.

ground-state problem and achieves a relatively small error with tens of Trotter steps.

C. Comparison to quantum phase estimation

Both our GSS algorithm and QPE are based on real-time evolution. QPE is a Fourier transformation of the time-dependent state $|\Psi(t)\rangle = e^{-i\bar{H}t}|\Psi(0)\rangle$, denoted by $|\Psi(\omega)\rangle$. The probability distribution $\| |\Psi(\omega)\rangle \|^2$ as a function of ω peaks up at eigenvalues of H , and eigenvalues are extracted by detecting the peaks (realised by quantum Fourier transformation). Time series analysis type algorithms work in a similar way [30, 47–51]. In our algorithm, the function $\|G(H)|\Psi(0)\|^2$ [which corresponds to the denominator in Eq. (1)] has a similar property to $\| |\Psi(\omega)\rangle \|^2$. Here, E_0 plays the role of ω : Thinking of the limiting case $\tau \rightarrow \infty$, $G(H)$ becomes $e^{-\beta|\bar{H}-E_0\mathbb{1}|}$, therefore, $\|G(H)|\Psi(0)\|^2$ reaches a maximum when E_0 takes an eigenvalue. In the limit of a large Trotter step number N_t , all these algorithms can produce an accurate result at a polynomial cost. Next we show numerical evidences that our algorithm is much robust than QPE when N_t is small.

To demonstrate the robustness, we consider the water molecule encoded into fourteen qubits. We plot the energy $\langle \bar{H} \rangle(\beta)$ and its normalisation factor $\|G(H)|\Psi(0)\|^2$ in Fig. 8. We can find that $\|G(H)|\Psi(0)\|^2$ has a peak around the exact E_g . If we take E_0 at the maximum of the peak as the ground-state energy, the error is about 0.09 hartree. The energy $\langle \bar{H} \rangle(\beta)$ has a minimum. If we take the minimum value as the ground-state energy, the error is about 0.00026 hartree. The error in the minimum-energy approach is below the chemical accuracy (about 1 millihartree) and smaller than the error in the maximum-peak approach for two orders of magnitude. In the calculation, we use the second-order Trotter formula and take $N_t = 4$ Trotter steps. See Appendix E

for results of the first-order Trotter formula and other step numbers. For a direct comparison, QPE achieves the chemical accuracy with the step number $N_t \approx 6 \times 10^5$ for the same molecule [9].

In addition to the water molecule, we also observe the robustness to Trotterisation errors in computing the ground state of the transverse-field Ising model. In Table I, we list the error in the ground-state energy and corresponding Trotter step numbers for the model with $n_{spin} = 20$ spins. With $N_t = 40$ Trotter steps in our algorithm, errors in energy are 9.1×10^{-4} and 2.8×10^{-5} depending on whether QSD is used. To achieve the same energy resolutions using QPE, Trotter step numbers 2.5×10^5 and 4.6×10^7 are required, respectively. Therefore, the circuit depth of our algorithm is shallower for thousands to a million times.

VI. CONCLUSIONS

This paper proposes a quantum algorithm for simulating the imaginary-time evolution by sampling random quantum circuits. By analysing how the finite circuit depth impacts the accuracy, we find that our algorithm is resilient to Trotterisation errors caused by the finite circuit depth. The error resilience is demonstrated in two ways, complexity analysis and numerical simulation. In the complexity analysis, we find that the circuit depth scales polylogarithmically with the desired accuracy. We have this superior scaling behaviour owing to the LOR formula and Gaussian function in the integral. In the LOR formula, Trotterisation errors are corrected by random Pauli operators leading to an exact real-time evolution operator. With the Gaussian function, the truncation time scales polylogarithmically with the desired accuracy. These two factors together result in the polylogarithmically-scaling circuit depth. Based on the simulation of imaginary time, our algorithm for solving the ground-state problem inherits the resilience to Trotterisation errors: If there is a finite energy gap above the ground state, the circuit depth for solving the ground state also scales polylogarithmically with the desired accuracy. We remark that this energy gap is literally a finite energy difference between two eigenstates rather than a finite gap in the limit of large system size (a stronger condition). Such a literal finite energy gap exists in many finite-size Hamiltonians. In the numerical simulation, we directly compare our algorithm to the QPE algorithm and find that the circuit depth is thousands of times smaller in our algorithm. This drastic reduction in the circuit depth is because of the robustness of the imaginary-time evolution operator constructed in our method, as explained in the frequency space. The optimisation of algorithm parameter E_0 further reduces the impact of Trotterisation errors. Although QSD can even further reduce errors as we demonstrate, it is not necessary to obtain the drastic depth reduction such as in the example of water molecule.

ϵ_G	QCMC (raw)	QPE	ϵ_G	QCMC (QSD)	QPE
2.0×10^{-2}	10	2.4×10^3	2.5×10^{-3}	10	5.3×10^4
5.1×10^{-3}	20	1.9×10^4	4.6×10^{-4}	20	7.0×10^5
2.0×10^{-3}	30	7.9×10^4	9.4×10^{-5}	30	7.5×10^6
9.1×10^{-4}	40	2.5×10^5	2.8×10^{-5}	40	4.6×10^7

TABLE I. Error ϵ_G and corresponding Trotter step numbers in our quantum-circuit Monte Carlo (QCMC) algorithm [without and with quantum subspace diagonalisation (QSD)] and the quantum phase estimation (QPE) algorithm. Here, we list the result of the one-dimensional transverse-field Ising model with $\lambda = 1.2$ and $n_{spin} = 20$. We use the first-order Trotter formula for both algorithms.

In this paper, we focus on applying our algorithm for computing the ground state. We can also use the imaginary-time evolution to study finite-temperature properties [52, 53]. Constructing the imaginary-time evolution operator according to the Monte Carlo method, our algorithm can be a subroutine combined with conventional projector QMC algorithms, such as Green's function Monte Carlo and ancillary-field Monte Carlo [27, 28]. In this way, we may further reduce the circuit depth by using more classical computing techniques and resources. Our algorithm can be completely explicit as in the iterative approach or includes a minimised variational computing, i.e. the optimisation of E_0 . Compared with quantum variational algorithms [15–19], our optimisation is in a one-parameter space and implemented entirely on the classical computer without involving quantum computing. It is worth to note that variational principles are efficient tools for maximising the power of shallow circuits. We can think of a variational Monte Carlo algorithm in which we optimise the distribution of circuits $g(t)$ rather than circuit parameters. The distribution function in the Monte Carlo quantum simulation provides a new dimension to explore to develop efficient quantum algorithms in the NISQ era. As we show in this paper, the problem caused by shallow circuits can be solved to a large extent by using Monte Carlo methods in quantum computing.

ACKNOWLEDGMENTS

We acknowledge the use of simulation toolkit QuESTLink [54] for this work. This work is supported by National Natural Science Foundation of China (Grant No. 11574028, 11874083 and 11875050). YL is also supported by NSAF (Grant No. U1930403).

Appendix A: Integral formula

The integral formula reads

$$G(H) = \int_{-\infty}^{\infty} dt g(t) e^{-iHt}. \quad (\text{A1})$$

First, we apply the spectral decomposition to the Hamiltonian, and we get

$$H = \sum_{\omega} \omega |\omega\rangle \langle \omega|, \quad (\text{A2})$$

where $\{\omega\}$ are eigenvalues of the Hamiltonian, which are real, and $\{|\omega\rangle\}$ are orthonormal vectors. Then, the real-time evolution operator reads

$$e^{-iHt} = \sum_{\omega} e^{-i\omega t} |\omega\rangle \langle \omega|, \quad (\text{A3})$$

The integral formula becomes

$$G(H) = \sum_{\omega} G(\omega) |\omega\rangle \langle \omega|, \quad (\text{A4})$$

and

$$G(\omega) = \int_{-\infty}^{\infty} dt g(t) e^{-i\omega t}. \quad (\text{A5})$$

According to the matrix 2-norm, the error in the integral formula is

$$\|G(H) - e^{-\beta H}\|_2 = \max_{\omega} |G(\omega) - e^{-\beta\omega}|. \quad (\text{A6})$$

Here, we have used that

$$e^{-\beta H} = \sum_{\omega} e^{-\beta\omega} |\omega\rangle \langle \omega|. \quad (\text{A7})$$

For the Lorentz-Gaussian function, we have

$$\begin{aligned} G(\omega) &= \int_{-\infty}^{\infty} dt \frac{1}{\pi} \frac{\beta}{\beta^2 + t^2} e^{-\frac{\beta^2 + t^2}{2\tau^2}} e^{-i\omega t} \\ &= G_+(\omega) + G_-(\omega), \end{aligned} \quad (\text{A8})$$

where

$$G_{\eta}(\omega) = \int_{-\infty}^{\infty} dt \frac{i\eta}{2\pi} \frac{1}{i\eta\beta - t} e^{-\frac{\beta^2 + t^2}{2\tau^2} - i\omega t}. \quad (\text{A9})$$

Next, we use the residue theorem to evaluate this integral. We consider the contour in the complex plane $-T + i0 \rightarrow T + i0 \rightarrow T - i\omega\tau^2 \rightarrow -T - i\omega\tau^2 \rightarrow -T + i0$, where $T \rightarrow +\infty$.

When $\beta + \eta\omega\tau^2 > 0$, we have

$$\begin{aligned} G_\eta(\omega) &= e^{-\frac{\beta^2 + \omega^2\tau^4}{2\tau^2}} \frac{i\eta}{2\pi} \int_{-\infty}^{\infty} dt \frac{1}{i\eta(\beta + \eta\omega\tau^2) - t} e^{-\frac{t^2}{2\tau^2}} \\ &= \frac{1}{2} e^{-\frac{\beta^2 + \omega^2\tau^4}{2\tau^2}} e^{\frac{(\beta + \eta\omega\tau^2)^2}{2\tau^2}} \operatorname{erfc}\left(\frac{\beta + \eta\omega\tau^2}{\sqrt{2}\tau}\right) \\ &= \frac{1}{2} e^{\eta\beta\omega} \operatorname{erfc}\left(\frac{\beta + \eta\omega\tau^2}{\sqrt{2}\tau}\right). \end{aligned} \quad (\text{A10})$$

Here, we have used properties of the Faddeeva function. When $\beta + \eta\omega\tau^2 = 0$, we have

$$G_\eta(\omega) = \frac{1}{2} e^{\eta\beta\omega} = \frac{1}{2} e^{\eta\beta\omega} \operatorname{erfc}\left(\frac{\beta + \eta\omega\tau^2}{\sqrt{2}\tau}\right). \quad (\text{A11})$$

When $\beta + \eta\omega\tau^2 < 0$, we have

$$\begin{aligned} G_\eta(\omega) &= e^{\eta\beta\omega} - \frac{1}{2} e^{\eta\beta\omega} \operatorname{erfc}\left(-\frac{\beta + \eta\omega\tau^2}{\sqrt{2}\tau}\right) \\ &= \frac{1}{2} e^{\eta\beta\omega} \operatorname{erfc}\left(\frac{\beta + \eta\omega\tau^2}{\sqrt{2}\tau}\right). \end{aligned} \quad (\text{A12})$$

Here, we have used that $\operatorname{erfc}(x) + \operatorname{erfc}(-x) = 2$. Therefore, for all cases, we have

$$G_\eta(\omega) = \frac{1}{2} e^{\eta\beta\omega} \operatorname{erfc}\left(\frac{\beta + \eta\omega\tau^2}{\sqrt{2}\tau}\right). \quad (\text{A13})$$

Because $g(t) \geq 0$, the normalisation factor is $C = G(0) = \operatorname{erfc}(\frac{\beta}{\sqrt{2}\tau})$.

To derive the error in the integral formula, we consider $\beta - \omega\tau^2 < 0$. Using $\operatorname{erfc}(x) \leq e^{-x^2}$ when $x \geq 0$, we have

$$\begin{aligned} |G(\omega) - e^{-\beta\omega}| &\leq \frac{1}{2} e^{\beta\omega} e^{-\frac{(\beta + \omega\tau^2)^2}{2\tau^2}} + \frac{1}{2} e^{-\beta\omega} e^{-\frac{(\beta - \omega\tau^2)^2}{2\tau^2}}, \\ &= e^{-\frac{\beta^2 + \omega^2\tau^4}{2\tau^2}}. \end{aligned} \quad (\text{A14})$$

When $\Delta E \geq \frac{\beta}{\tau^2}$, we have $\beta - \omega\tau^2 < 0$ for all ω . Then,

$$\|G(H) - e^{-\beta H}\|_2 \leq e^{-\frac{1}{2}(\Delta E^2\tau^2 + \frac{\beta^2}{\tau^2})} \leq \gamma_G, \quad (\text{A15})$$

where $\gamma_G \equiv e^{-\frac{\Delta E^2\tau^2}{2}}$ is the upper bound of the error due to the finite τ .

Appendix B: Circuit

We can evaluate $\langle O \rangle(t, t')$ with or without an ancillary qubit. The protocol with an ancillary qubit works for the general case, and the protocol without the ancillary qubit only works under certain conditions. We present both protocols in this section, however, we focus on the general-case protocol in the complexity analysis.

The circuit for the general-case protocol is shown in Fig. 9, which is adapted from Refs. [31]. We assume that O is a unitary operator, e.g. a Pauli operator. For a general operator, we can express it as a linear combination of unitary operators and measure each term. In the circuit, the gate U_i prepares the initial state,

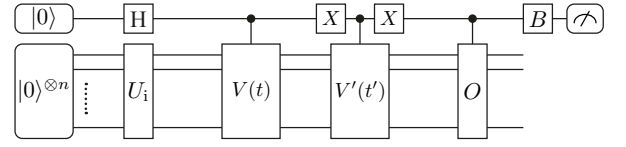


FIG. 9. Circuit for evaluating $\overline{\langle O \rangle}(t, t')$. We assume that O is a unitary operator. Unitary operators $V(t) = e^{-i\tilde{H}t}$ and $V'(t') = e^{-i\tilde{H}t'}$. To measure $\langle \Psi(0) | U_{S'}(t')^\dagger O U_S(t) | \Psi(0) \rangle$, these two unitary operators are replaced by $V(t) = U_S(t)$ and $V'(t') = U_{S'}(t')$.

i.e. $|\Psi(0)\rangle = U_i|0\rangle^{\otimes n}$. The top qubit is the ancillary qubit. The gate B is for adjusting the measurement basis: $B^\dagger Z B = X$ and $B^\dagger Z B = Y$ to measure X and Y Pauli operators of the ancillary qubit, respectively. Let $\langle X \rangle$ and $\langle Y \rangle$ be expected values of ancillary-qubit Pauli operators evaluated using the circuit, then $\overline{\langle O \rangle}(t, t') = \langle X \rangle + i\langle Y \rangle$. Therefore, the measurement outcome of X is μ_R , and the measurement outcome of Y is μ_I .

Adapted from protocols in Refs. [30, 32], the ancillary-qubit-free protocol has three steps: i) Prepare the state $|\tilde{+}\rangle = \frac{1}{\sqrt{2}}(|\Psi(0)\rangle + |\Psi_r\rangle)$, where $|\Psi_r\rangle$ is a reference state; ii) Apply the transformation $U = e^{i\tilde{H}t'} O e^{-i\tilde{H}t}$; iii) Measure $\tilde{X} = |\Psi_r\rangle\langle\Psi(0)| + |\Psi(0)\rangle\langle\Psi_r|$ and $\tilde{Y} = -i|\Psi_r\rangle\langle\Psi(0)| + i|\Psi(0)\rangle\langle\Psi_r|$. We have

$$\begin{aligned} &\operatorname{Tr}\left(\frac{\tilde{X} + i\tilde{Y}}{2} U |\tilde{+}\rangle\langle\tilde{+}| U^\dagger\right) \\ &= \frac{1}{2} (\langle\Psi(0)|U|\Psi(0)\rangle + \langle\Psi(0)|U|\Psi_r\rangle) \\ &\quad \times (\langle\Psi(0)|U^\dagger|\Psi_r\rangle + \langle\Psi_r|U^\dagger|\Psi_r\rangle). \end{aligned} \quad (\text{B1})$$

This protocol works if $\langle\Psi(0)|U|\Psi_r\rangle$, $\langle\Psi(0)|U^\dagger|\Psi_r\rangle$ and $\langle\Psi_r|U^\dagger|\Psi_r\rangle$ are known. By solving the equation, we can obtain $\langle\Psi(0)|U|\Psi(0)\rangle$.

For fermion systems with particle number conservation, the ancillary-qubit-free protocol usually works. As proposed in Ref. [32], we can choose the vacuum state as the reference state. If $U = e^{i\tilde{H}t'} O e^{-i\tilde{H}t}$ is realised with Trotterisation, we need to take into account Trotterisation errors. Therefore, we need to implement Trotterisation in the following way: We express the Hamiltonian in the summation form $\tilde{H} = \sum_{j=1}^M H_j$ for Trotterisation, and each term preserves the particle number. Additionally, it is required that the unitary operator O preserves the particle number, otherwise we can express it as a linear combination of particle-number-preserving unitary operators and measure each term. Then, we have $\langle\Psi_r|U^\dagger|\Psi_r\rangle = e^{i\phi}$, where the phase ϕ usually can be computed analytically. Usually the initial state has non-zero particles, i.e. $\langle\Psi(0)|\Psi_r\rangle = 0$, then $\langle\Psi(0)|U|\Psi_r\rangle = \langle\Psi(0)|U^\dagger|\Psi_r\rangle = 0$.

Appendix C: Proof of Theorem 1

First, we analyse the total errors in estimators of $\langle O \rangle(-i\beta, i\beta)$ and $\langle O \rangle(\beta)$, respectively. Then, we give the proof of Theorem 1.

Lemma 1. \hat{O} is the estimate of $\langle O \rangle_{G_T}(-i\beta, i\beta)$ according to Algorithm 3. Let δ be a positive number. If $E_g - E_0 \geq \frac{\beta}{\tau^2}$, the inequality

$$\left| \hat{O} - \langle O \rangle(-i\beta, i\beta) \right| < a_O \epsilon \quad (\text{C1})$$

hold with the probability $1 - P$, where $P \leq \frac{C_T^4}{2N_s \delta^2}$ and

$$\epsilon \equiv \gamma_G(2 + \gamma_G) + \gamma_T(2 + \gamma_T) + \delta. \quad (\text{C2})$$

Proof. G is an integral over unitary operators, therefore, $\|G\|_2 \leq C \leq 1$. In the proof, we will also use $\|O\|_2 \leq a_O$. We note that $|\Psi(0)\rangle$ is a normalised state.

There are three error sources. First, we use $G(H)$ to approximate $e^{-\beta H}$. The corresponding error is

$$|\langle O \rangle_G(-i\beta, i\beta) - \langle O \rangle(-i\beta, i\beta)| \leq a_O \gamma_G(2 + \gamma_G) \quad (\text{C3})$$

where we have used the condition $E_g - E_0 \geq \frac{\beta}{\tau^2}$. Second, we use $G_T(H)$ to approximate $G(H)$. The corresponding error is

$$|\langle O \rangle_{G_T}(-i\beta, i\beta) - \langle O \rangle_G(-i\beta, i\beta)| \leq a_O \gamma_T(2 + \gamma_T) \quad (\text{C4})$$

Third, the statistical error in the estimate \hat{O} is

$$\left| \hat{O} - \langle O \rangle_{G_T}(-i\beta, i\beta) \right| = e_O < a_O \delta, \quad (\text{C5})$$

and the inequality holds with the probability $1 - P(e_O \geq a_O \delta)$.

The total error in \hat{O} is

$$\begin{aligned} d_O &= \left| \hat{O} - \langle O \rangle(-i\beta, i\beta) \right| \\ &\leq a_O[\gamma_0(2 + \gamma_0) + \gamma''(2 + \gamma'')] + e_O. \end{aligned} \quad (\text{C6})$$

Therefore, the inequality in the lemma holds with a probability larger than $1 - P(e_O \geq a_O \delta)$. The bound of the probability is given by Eq. (28). The lemma has been proved. \square

Lemma 2. If $E_g - E_0 \geq \frac{\beta}{\tau^2}$, the inequality

$$\left| \frac{\hat{O}}{\mathbb{1}} - \langle O \rangle(\beta) \right| < a_O \frac{2\epsilon}{e^{-2\beta(E_g - E_0)} p_g - \epsilon} \quad (\text{C7})$$

holds with the probability $1 - P$, where $P \leq \frac{C_T^4}{N_s \delta^2}$.

Proof. The error in $\frac{\hat{O}}{\mathbb{1}}$ is

$$\begin{aligned} &\left| \frac{\hat{O}}{\mathbb{1}} - \langle O \rangle(\beta) \right| \\ &\leq \frac{|\langle O \rangle(-i\beta, i\beta)| d_{\mathbb{1}} + \langle \mathbb{1} \rangle(-i\beta, i\beta) d_O}{\langle \mathbb{1} \rangle(-i\beta, i\beta) [\langle \mathbb{1} \rangle(-i\beta, i\beta) - d_{\mathbb{1}}]} \\ &= \frac{|\langle O \rangle(\beta)| d_{\mathbb{1}} + d_O}{\langle \mathbb{1} \rangle(-i\beta, i\beta) - d_{\mathbb{1}}} \\ &\leq \frac{a_O d_{\mathbb{1}} + d_O}{e^{-2\beta(E_g - E_0)} p_g - d_{\mathbb{1}}}. \end{aligned} \quad (\text{C8})$$

Here, we have used that $|\langle O \rangle(\beta)| \leq \|O\|_2 \leq a_O$ and $e^{-2\beta(E_g - E_0)} p_g \leq \langle \mathbb{1} \rangle(-i\beta, i\beta) \leq 1$ when $E_0 \leq E_g$.

If $e_{\mathbb{1}} < \delta$ and $e_O < a_O \delta$, we have $d_{\mathbb{1}} < \epsilon$ and $d_O < a_O \epsilon$. Therefore, the inequality in the theorem holds with a probability larger than $1 - P_\delta$. The bound of the probability is given by Eq. (30). The lemma has been proved. \square

The following is the proof of Theorem 1, which contains a protocol of choosing parameters in our ITS algorithm. The protocol is up to optimisation but sufficient for working out the scaling behaviour of our algorithm.

Proof. Step-1 – We take $E_0 = \hat{E}_g - \delta E - \beta^{-1}$ such that $\beta^{-1} \leq E_g - E_0 \leq 2\delta E + \beta^{-1}$.

Step-2 – We solve the equation

$$\eta = \frac{2\epsilon}{e^{-2\beta(2\delta E + \beta^{-1})} p_b - \epsilon} \quad (\text{C9})$$

to work out

$$\epsilon = e^{-2\beta(2\delta E + \beta^{-1})} p_b \left[\frac{1}{2} \eta + O(\eta^2) \right]. \quad (\text{C10})$$

With the solution, we have

$$\eta \geq \frac{2\epsilon}{e^{-2\beta(E_g - E_0)} p_g - \epsilon}. \quad (\text{C11})$$

Step-3 – In the error budget, three error sources contribute equally. We take $\delta = \frac{1}{3}\epsilon$ and solve the equation

$$x(2 + x) = \frac{1}{3}\epsilon, \quad (\text{C12})$$

to work out

$$x = \frac{1}{3}\epsilon + O(\epsilon^2). \quad (\text{C13})$$

Later, we will choose parameters such that $\gamma_G, \gamma_T \leq x$.

Step-4 – We take

$$\tau = \max\{\beta, \beta \sqrt{2 \ln \frac{1}{x}}\} = O\left(\beta \sqrt{\ln \frac{1}{x}}\right). \quad (\text{C14})$$

Then, $E_g - E_0 \geq \beta^{-1} \geq \frac{\beta}{\tau^2}$. Under this condition, the upper bound γ_G holds. We have

$$\gamma_G = e^{-\frac{(E_g - E_0)^2 \tau^2}{2}} \leq e^{-\frac{\tau^2}{2\beta^2}} \leq x. \quad (\text{C15})$$

Step-5 – We take

$$\begin{aligned} T &= \sqrt{2\tau^2 \ln \frac{\sqrt{2}\tau}{\sqrt{\pi x}\beta}} \\ &= 2\sqrt{\beta^2 \ln \left(\frac{2}{\sqrt{\pi x}} \sqrt{\ln \frac{1}{x}} \right) \ln \frac{1}{x}} \\ &= O\left(\beta \ln \frac{1}{\epsilon}\right), \end{aligned} \quad (\text{C16})$$

then

$$\gamma_T = x. \quad (\text{C17})$$

Step-6 – We choose a value of C_{max} , which is larger and close to 1, e.g. $C_{max} = 1.1$, and solve the equation

$$C_{max} = C_A(T/N_t)^{N_t} \quad (\text{C18})$$

to work out N_t . Because $C_A(T/N_t)^{N_t} = 1 + O\left(\frac{h_{tot}^2 T^2}{N_t}\right)$, we have

$$\begin{aligned} N_t &= O\left(\frac{h_{tot}^2 T^2}{C_{max} - 1}\right) \\ &= O\left(h_{tot}^2 \beta^2 \left(\ln \frac{1}{\epsilon}\right)^2\right). \end{aligned} \quad (\text{C19})$$

Step-7 – We take

$$N_s = \frac{C_{max}^4}{\kappa \delta^2} = O\left(\frac{1}{\kappa \epsilon^2}\right), \quad (\text{C20})$$

then

$$\frac{C_T^4}{N_s \delta^2} \leq \frac{C_{max}^4}{N_s \delta^2} = \kappa. \quad (\text{C21})$$

□

Appendix D: Proof of Theorem 2

1. The general case

Each iteration. First, we give details of how to choose parameters in ITS in each round of iteration. Let \hat{E}_g and δE be outputs of the previous round. We take parameters as follows.

Step-1 – We take $\beta = \frac{1}{\delta E} \ln \left(1 + \frac{1}{e\alpha_b}\right) = O(\delta E^{-1})$, where $\alpha_b = \frac{p_b}{1-p_b} \leq \alpha$. Then $|\langle \bar{H} \rangle(\beta) - E_g| \leq \frac{\delta E}{2}$, see Eq. (37). Note that $\langle \bar{H} \rangle(\beta) - E_g$ is always positive.

Step-2 – We take $\eta = \frac{\delta E}{4h_{tot}}$ and choose parameters in ITS according to the protocol in the proof of Theorem 1. Note that $a_O = h_{tot}$ when $O = \bar{H}$. In each round of iteration, we set the failure probability upper bound as $\frac{\kappa}{N_i}$ instead of κ , where N_i is the number of iterations.

According to Theorem 1, the error in ITS is smaller than $\frac{\delta E}{4}$, i.e.

$$\left| \frac{\hat{H}}{\hat{1}} - \langle \bar{H} \rangle(\beta) \right| < \frac{\delta E}{4}, \quad (\text{D1})$$

with a probability higher than $1 - \frac{\kappa}{N_i}$. Then the total error is smaller than $\frac{3\delta E}{4}$ with the same probability lower bound $1 - \frac{\kappa}{N_i}$.

Taking β according to δE , we have

$$\epsilon = O\left(\left(1 + \frac{1}{e\alpha_b}\right)^{-4} \eta\right) = O\left(\frac{\delta E}{h_{tot}}\right). \quad (\text{D2})$$

Substitute Eq. (D2) into Eqs. (32) and (33), we obtain

$$N_t = O\left(\frac{h_{tot}^2}{\delta E^2} \left(\ln \frac{h_{tot}}{\delta E}\right)^2\right) \quad (\text{D3})$$

and

$$N_s = O\left(\frac{N_i h_{tot}^2}{\kappa \delta E^2}\right). \quad (\text{D4})$$

Total cost. The initial estimate is $\hat{E}_g = 0$ and $\delta E = h_{tot}$. To reduce the uncertainty δE to the desired accuracy $h_{tot}\xi$, we take the number of iterations $N_i = \left\lceil \frac{\ln \xi}{\ln \frac{3}{4}} \right\rceil$. Because for each iteration the failure probability has the upper bound $\frac{\kappa}{N_i}$, then the total failure probability is lower than κ .

The cost of each iteration increases with δE^{-1} , therefore, the last step has the largest cost. Substituting $\delta E = O(\xi h_{tot})$ into Eq. (D3), we obtain N_t of the last step, which is $N_{t,max}$. The sample size of the last step is

$$N_{s,max} = O\left(\frac{1}{\kappa \xi^2} \ln \frac{1}{\xi}\right). \quad (\text{D5})$$

Note that the factor $\ln \frac{1}{\xi}$ is due to N_i . The total sample size $N_{s,tot}$ is smaller than $N_i N_{s,max}$.

2. The case with a finite gap

Given a lower bound Δ_b of the energy gap, the imaginary-time evolution with

$$\beta_\Delta = \frac{1}{2\Delta_b} \ln \frac{4}{\alpha_b \xi} = O\left(\frac{1}{\Delta_b} \ln \frac{1}{\xi}\right) \quad (\text{D6})$$

is sufficient to reduce the projection error to the desired level. However, before implementing ITS with the imaginary time β_Δ , we have to work out a preliminary estimate of the ground-state energy with sufficient accuracy. This can be achieved following the general-case approach.

With the finite energy gap, the algorithm has two stages. In the first stage, we follow the approach in Appendix D1 to reduce the uncertainty δE to

$$\delta E = \beta_\Delta^{-1} = O\left(\Delta_b \left(\ln \frac{1}{\xi}\right)^{-1}\right) \quad (\text{D7})$$

instead of the ultimate desired accuracy $h_{tot}\xi$. We use

$$\xi' = \frac{\beta_{\Delta}^{-1}}{h_{tot}} = O\left(\frac{\Delta_b}{h_{tot}} \left(\ln \frac{1}{\xi}\right)^{-1}\right). \quad (D8)$$

to denote this intermediate desired accuracy. Then, the cost in the first stage is

$$N_{t,max}^{(1)} = O\left(\frac{1}{\xi'^2} \left(\ln \frac{1}{\xi'}\right)^2\right) \quad (D9)$$

and

$$N_{s,tot}^{(1)} = O\left(\frac{1}{\kappa\xi'^2} \left(\ln \frac{1}{\xi'}\right)^2\right). \quad (D10)$$

In the following we assume that $\xi' > \xi$ to work out the scaling with ξ .

In the second stage, we take $\beta = \beta_{\Delta}$ and $\eta = \frac{\xi}{2}$. We choose parameters in ITS according to the protocol in the proof of Theorem 1.

Because p_b is the lower bound of p_g , we can always take $p_b = \frac{3}{3+e}$ if the input lower bound to the algorithm is higher than $\frac{3}{3+e}$ (for the simplicity of the proof). Then, $p_b \leq \frac{3}{3+e}$ always holds. Under this condition, $\ln \frac{4}{\alpha_b} \geq x_{1,b}$, where $x_{1,b} = 1 + \ln(1 + e^{-1}\alpha_b^{-1})$. Because $\alpha_b \leq \alpha$, we have $x_{1,b} \geq x_1$ and $\ln \frac{4}{\alpha_b} \geq x_1$. When ξ is a small number, $\ln \frac{4}{\alpha_b\xi} \geq \ln \frac{4}{\alpha_b}$ and $2\beta\Delta \geq x_1$. Then, we can apply Eq. (38), and

$$\begin{aligned} |\langle \bar{H} \rangle(\beta) - E_g| &\leq \frac{e^{-\ln \frac{4}{\alpha_b\xi} \frac{\Delta}{\Delta_b}} \Delta}{\alpha + e^{-\ln \frac{4}{\alpha_b\xi} \frac{\Delta}{\Delta_b}}} \\ &\leq \frac{e^{-\ln \frac{4}{\alpha_b\xi} \Delta}}{\alpha + e^{-\ln \frac{4}{\alpha_b\xi} \Delta}} = \frac{\alpha_b\xi\Delta}{4\alpha + \alpha_b\xi} \\ &\leq \frac{\xi\Delta}{4 + \xi} \leq \frac{\xi\Delta}{4} \leq \frac{\xi h_{tot}}{2}. \end{aligned} \quad (D11)$$

where we have used that $\Delta \leq 2h_{tot}$. Note that $\langle \bar{H} \rangle(\beta) - E_g$ is always positive. With $\eta = \frac{\xi}{2}$, the total error is smaller than $h_{tot}\xi$.

With $\delta E = \beta_{\Delta}^{-1}$, $\beta = \beta_{\Delta}$ and $\eta = \frac{\xi}{2}$, we have

$$\epsilon = O(e^{-4}\eta) = O(\xi). \quad (D12)$$

Then the cost in the second stage is

$$N_t^{(2)} = O\left(\frac{h_{tot}^2}{\Delta_b^2} \left(\ln \frac{1}{\xi}\right)^4\right) \quad (D13)$$

and

$$N_s^{(2)} = O\left(\frac{1}{\kappa\xi^2}\right). \quad (D14)$$

Because $\xi' > \xi$,

$$\begin{aligned} N_{t,max} &= \max\{N_{t,max}^{(1)}, N_t^{(2)}\} \\ &= O\left(\frac{h_{tot}^2}{\Delta_b^2} \left(\ln \frac{1}{\xi}\right)^4\right) \end{aligned} \quad (D15)$$

and

$$N_{s,tot} = N_{s,tot}^{(1)} + N_s^{(2)} = O\left(\frac{1}{\kappa\xi^2} \left(\ln \frac{1}{\xi}\right)^2\right). \quad (D16)$$

Appendix E: Details of the numerical simulation

Three models are considered in the numerical study. The Hamiltonian of the transverse-field Ising model is

$$\bar{H} = -(2 - \lambda) \sum_{\langle i,j \rangle} \sigma_i^z \sigma_j^z - \lambda \sum_i \sigma_i^x. \quad (E1)$$

The Hamiltonian of the anti-ferromagnetic Heisenberg model is

$$\bar{H} = \sum_{\langle i,j \rangle} \frac{2 - \lambda}{2} (\sigma_i^x \sigma_j^x + \sigma_i^y \sigma_j^y) + \lambda \sigma_i^z \sigma_j^z. \quad (E2)$$

The Hamiltonian of the Fermi-Hubbard model is

$$\begin{aligned} \bar{H} &= -(2 - \lambda) \sum_{\langle i,j \rangle} \sum_{s=\uparrow,\downarrow} (a_{i,s}^\dagger a_{j,s} + h.c.) \\ &\quad + 2\lambda \sum_i (2a_{i,\uparrow}^\dagger a_{i,\uparrow} - \mathbb{1})(2a_{i,\downarrow}^\dagger a_{i,\downarrow} - \mathbb{1}). \end{aligned} \quad (E3)$$

To simulate the Fermi-Hubbard model in quantum computing, we use the Jordan-Wigner transformation to translate the Fermion Hamiltonian into a qubit Hamiltonian [55]. The one-dimensional Fermi-Hubbard model is translated into the qubit Hamiltonian

$$\bar{H} = H_X + H_Y + H_Z, \quad (E4)$$

where

$$\begin{aligned} H_X &= -\frac{2 - \lambda}{2} \left[\sum_{i=1}^{n_{site}-1} (\sigma_i^x \sigma_{i+1}^x + \sigma_{n_{site}+i}^x \sigma_{n_{site}+i+1}^x) \right. \\ &\quad + \prod_{j=2}^{n_{site}-1} \sigma_j^z \sigma_1^y \sigma_{n_{site}}^y \\ &\quad \left. + \prod_{j=2}^{n_{site}-1} \sigma_{n_{site}+j}^z \sigma_{n_{site}+1}^y \sigma_{2n_{site}}^y \right], \end{aligned} \quad (E5)$$

$$\begin{aligned} H_Y &= -\frac{2 - \lambda}{2} \left[\sum_{i=1}^{n_{site}-1} (\sigma_i^y \sigma_{i+1}^y + \sigma_{n_{site}+i}^y \sigma_{n_{site}+i+1}^y) \right. \\ &\quad + \prod_{j=2}^{n_{site}-1} \sigma_j^z \sigma_1^x \sigma_{n_{site}}^x \\ &\quad \left. + \prod_{j=2}^{n_{site}-1} \sigma_{n_{site}+j}^z \sigma_{n_{site}+1}^x \sigma_{2n_{site}}^x \right], \end{aligned} \quad (E6)$$

$$H_Z = 2\lambda \sum_i \sigma_i^z \sigma_{n_{site}+i}^z. \quad (E7)$$

For all three models, we choose the periodic boundary condition: The topology is a ring for one-dimensional

models, and the topology is a torus for two-dimensional models.

For randomly generated models, we consider Hamiltonians in the form

$$\tilde{H} = -\lambda_0 \sum_{j=1}^{n_{spin}} \sigma_j^z + \sum_{l=1}^{n_{term}} \lambda_l P_l, \quad (E8)$$

where $P_l \in \{\sigma^i, \sigma^x, \sigma^y, \sigma^z\}^{\otimes n_{spin}}$ are Pauli operators, and σ^i is the identity operator. By taking Hamiltonian in this form, the spectrum is likely to have a finite energy gap between the ground and first-excited states, and the ground state has a finite overlap with $|0\rangle^{\otimes n_{spin}}$. We generate P_l in two ways. In the k -local test, we take $P_l = \prod_{j=1}^{n_{spin}} \sigma_j^{\alpha_j}$, and each α_j is drawn from (i, x, y, z) with probabilities $(\frac{1}{2}, \frac{1}{6}, \frac{1}{6}, \frac{1}{6})$, respectively. Therefore, $k = n_{spin}/2$ on average. In the 2-local test, we take $P_l = \sigma_{j_1}^{\alpha_{j_1}} \sigma_{j_2}^{\alpha_{j_2}}$, and $\sigma_{j_1}^{\alpha_{j_1}}$ and $\sigma_{j_2}^{\alpha_{j_2}}$ are chosen as follows. When $l \leq n_{spin} - 1$, we take $j_2 = l + 1$ and randomly choose j_1 from numbers smaller than $l + 1$, and each α is drawn from (x, y) . In this way, all spins are coupled. When $l \geq n_{spin}$, we randomly choose a pair of qubits for j_1 and j_2 , and each α is drawn from (x, y, z) . Parameters λ are taken as follows. We take $\lambda_0 = 2n_{spin}/(n_{spin} + n_{term})$. Initially, each λ_l is a random number in the range -1 to 1 ; then, λ_l are normalised such that $\sum_{l=1}^{n_{term}} |\lambda_l| = 2n_{spin}n_{term}/(n_{spin} + n_{term})$. In this way, we have $n_{spin}\lambda_0 + \sum_{l=1}^{n_{term}} |\lambda_l| = 2n_{spin}$. Note that each term (σ_j^z or P_l) in the Hamiltonian has the same strength on average.

In Trotterisation, we decompose the Hamiltonian as follows. For the transverse-field Ising model, we take $H_1 = -(2 - \lambda) \sum_{\langle i,j \rangle} \sigma_i^z \sigma_j^z$ and $H_2 = -\lambda \sum_i \sigma_i^x$. For the anti-ferromagnetic Heisenberg model, we take $H_1 = \sum_{\langle i,j \rangle} \frac{2-\lambda}{2} \sigma_i^x \sigma_j^x$, $H_2 = \sum_{\langle i,j \rangle} \frac{2-\lambda}{2} \sigma_i^y \sigma_j^y$ and $H_3 = \sum_{\langle i,j \rangle} \lambda \sigma_i^z \sigma_j^z$. For the Fermi-Hubbard model, we take $H_1 = H_X$, $H_2 = H_Y$ and $H_3 = H_Z$. For randomly generated models, each H_j is a Pauli-operator term in the Hamiltonian.

We take the initial state as follows. For the transverse-field Ising model, $|\Psi(0)\rangle = |+\rangle^{\otimes n_{spin}}$. For the anti-ferromagnetic Heisenberg model, $|\Psi(0)\rangle = \left(\frac{|01\rangle - |10\rangle}{\sqrt{2}}\right)^{\otimes n_{spin}}$, i.e. each pair of nearest neighboring qubits are initialised in the state with zero total spin. For the Fermi-Hubbard model, $|\Psi(0)\rangle = \prod_{l=1}^{n_{site}/2} \left(\frac{a_{2l-1,\uparrow}^\dagger a_{2l,\downarrow}^\dagger + a_{2l,\uparrow}^\dagger a_{2l-1,\downarrow}^\dagger}{\sqrt{2}}\right) |Vac\rangle$, where $|Vac\rangle = |0\rangle^{\otimes n_{spin}}$ denotes the vacuum state. For randomly generated models, $|\Psi(0)\rangle = |0\rangle^{\otimes n_{spin}}$.

For the water molecule, we compute the ground-state energy in a minimal STO-3G basis of 10 electrons in 14

spin orbitals as the same as in Ref. [9]. The Hamiltonian of electrons in the water molecule at bond length 0.9584 Å and bond angle 104.45° is generated and encoded into qubits using *qiskit.nature* [56]. The unit of energy is hartree (E_h). In our algorithm, we take $\beta = 3 E_h^{-1}$ and $\tau = 2\beta$. For the initial state, we remove two-particle terms from the original Hamiltonian and calculate the ground state of the Hamiltonian with only one-particle terms, and we take the ground state of the one-particle Hamiltonian as the initial state. Both the first- and second-order Trotter formulas are used in our simulation, and results are shown in Fig. 10.

In the numerical simulation, we neglect quantum-machine errors (e.g. decoherence) and statistical errors, and we aim at an ‘exact’ computation of the integral over time t . In the numerical integration, we use the simplest midpoint rule with the step size $\delta t = T/20$. The numerical integration is truncated at $t = \pm 10T$.

To obtain a stable inverse in the numerical calculation, we apply a truncation on eigenvalues of A [46]. We suppose eigenvalues are $\lambda_1, \lambda_2, \dots, \lambda_d$ in descending order, and the number of eigenvalues greater than $\epsilon_t = 10^{-10}$ is d_t . Then, the inverse matrix $\sqrt{\Lambda}^{-1}$ is replaced by the $d_t \times d$ matrix $\tilde{\Lambda}_t$ with elements $\tilde{\Lambda}_{t;i,j} = \delta_{i,j} \sqrt{\lambda_i^{-1}}$. Accordingly, H_{eff} is a $d_t \times d_t$ matrix.

In QPE, eigenvalues of a Hamiltonian are estimated by measuring the phase $e^{-iE_n t}$ due to real-time evolution. Here, E_n is an eigenvalue, and t is the evolution time. To achieve the energy resolution ϵ , the required evolution time is $t \sim \pi\epsilon^{-1}$ [9], and it is similar for time series analysis [48]. We follow the approach in Ref. [9] to analyse the impact of Trotterisation errors in QPE. In Trotterisation, the operator $S_1(\delta t)$ is implemented to approximate the exact time evolution operator $e^{-iH\delta t}$. Therefore, the spectrum of the effective Hamiltonian $\tilde{H} = \frac{i}{\delta t} \ln S_1(\delta t)$ is actually measured in phase estimation. Then, the error is the difference between ground-state energies of H and \tilde{H} . For the one-dimensional transverse-field Ising model, we obtain the error for varies n_{spin} and δt by numerically simulating Trotterisation, and results are plotted in Fig. 11. By fitting the data, we find that the error scales with n_{spin} and δt in the form

$$\epsilon = a\delta t^2 \quad (E9)$$

and

$$a = 0.228605n_{spin} + 0.132962. \quad (E10)$$

Therefore, given ϵ , we take $\delta t = \sqrt{\epsilon/a}$. The Trotter step number is $N_t = t/\delta t = \frac{\pi\sqrt{a}}{\epsilon\sqrt{\epsilon}}$. Now, we can estimate Trotter step numbers in QPE. The results are shown in Table I. Note that we take $\epsilon = \epsilon_G$ to compare Trotter step numbers in QPE and our algorithm.

[1] R. P. Feynman, Simulating physics with computers, *Internat. J. Theoret. Phys.* **21**, 467 (1982).

[2] S. Lloyd, Universal quantum simulators, *Science* **273**,

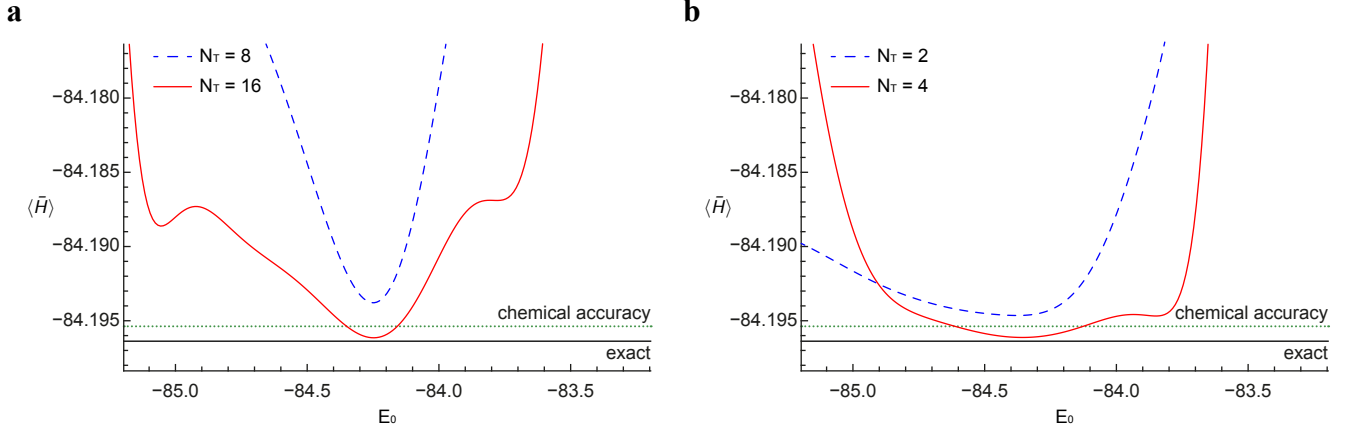


FIG. 10. Ground-state energy of the water molecule computed using our algorithm with (a) the first- and (b) second-order Trotter formulas. The expected value of the electron Hamiltonian at the imaginary time $\beta = 3 E_h^{-1}$ is plotted, and the nuclear repulsion energy is not taken into account. The first-order formula with 16 Trotter steps and the second-order formula with 4 Trotter steps are sufficient for achieving the chemical accuracy. Note that we find these adequate step numbers by doubling the step number each time, i.e. they are not necessarily the minimum step numbers for the chemical accuracy. Quantum subspace diagonalisation is not used in the calculation.

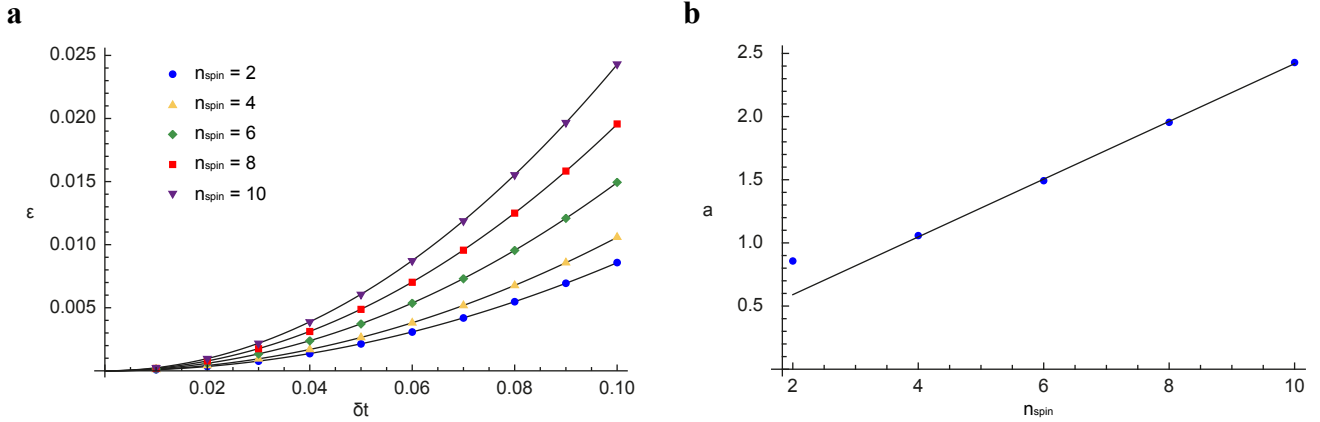


FIG. 11. (a) Error ϵ in the ground-state energy of the one-dimensional transverse-field Ising model with n_{spin} spins. The ground-state energy is measured using quantum phase estimation, and the time evolution is implemented using Trotterisation with the step size δt . The black curves are obtained by fitting the data using $\epsilon = a\delta t^2$. (b) The factor a as a function of n_{spin} . The black curve is obtained by fitting the data using $a = un_{spin} + v$. Note that the data point of $n_{spin} = 2$ is not used in fitting.

- 1073 (1996).
- [3] J. Carlson, S. Gandolfi, F. Pederiva, S. C. Pieper, R. Schiavilla, K. Schmidt, and R. Wiringa, Quantum monte carlo methods for nuclear physics, *Rev. Mod. Phys.* **87**, 1067 (2015).
 - [4] B. L. Hammond, W. A. Lester, and P. J. Reynolds, *Monte Carlo Methods in Ab Initio Quantum Chemistry* (WORLD SCIENTIFIC, 1994).
 - [5] W. M. C. Foulkes, L. Mitas, R. J. Needs, and G. Rajagopal, Quantum monte carlo simulations of solids, *Rev. Mod. Phys.* **73**, 33 (2001).
 - [6] U. Schollwöck, The density-matrix renormalization group, *Rev. Mod. Phys.* **77**, 259 (2005).
 - [7] D. S. Abrams and S. Lloyd, Quantum algorithm providing exponential speed increase for finding eigenvalues and eigenvectors, *Phys. Rev. Lett.* **83**, 5162 (1999).
 - [8] A. Aspuru-Guzik, A. D. Dutoi, P. J. Love, and M. Head-Gordon, Simulated quantum computation of molecular energies, *Science* **309**, 1704 (2005).
 - [9] D. Wecker, B. Bauer, B. K. Clark, M. B. Hastings, and M. Troyer, Gate-count estimates for performing quantum chemistry on small quantum computers, *Phys. Rev. A* **90**, 022305 (2014).
 - [10] M. Reiher, N. Wiebe, K. M. Svore, D. Wecker, and M. Troyer, Elucidating reaction mechanisms on quantum computers, *Proc. Natl. Acad. Sci.* **114**, 7555 (2017).

- [11] R. Babbush, C. Gidney, D. W. Berry, N. Wiebe, J. McClean, A. Paler, A. Fowler, and H. Neven, Encoding electronic spectra in quantum circuits with linear t complexity, *Phys. Rev. X* **8**, 041015 (2018).
- [12] E. Knill, R. Laflamme, and W. H. Zurek, Resilient quantum computation, *Science* **279**, 342 (1998).
- [13] A. G. Fowler, M. Mariantoni, J. M. Martinis, and A. N. Cleland, Surface codes: Towards practical large-scale quantum computation, *Phys. Rev. A* **86**, 032324 (2012).
- [14] J. Preskill, Quantum computing in the NISQ era and beyond, *Quantum* **2**, 79 (2018).
- [15] A. Peruzzo, J. McClean, P. Shadbolt, M.-H. Yung, X.-Q. Zhou, P. J. Love, A. Aspuru-Guzik, and J. L. O'Brien, A variational eigenvalue solver on a photonic quantum processor, *Nat. Commun.* **5**, 10.1038/ncomms5213 (2014).
- [16] D. Wecker, M. B. Hastings, and M. Troyer, Progress towards practical quantum variational algorithms, *Phys. Rev. A* **92**, 042303 (2015).
- [17] S. McArdle, T. Jones, S. Endo, Y. Li, S. C. Benjamin, and X. Yuan, Variational ansatz-based quantum simulation of imaginary time evolution, *npj Quantum Inf.* **5**, 10.1038/s41534-019-0187-2 (2019).
- [18] M. Motta, C. Sun, A. T. K. Tan, M. J. O'Rourke, E. Ye, A. J. Minnich, F. G. S. L. Brandão, and G. K.-L. Chan, Determining eigenstates and thermal states on a quantum computer using quantum imaginary time evolution, *Nature Physics* **16**, 205 (2019).
- [19] S.-H. Lin, R. Dilip, A. G. Green, A. Smith, and F. Pollmann, Real- and imaginary-time evolution with compressed quantum circuits, *PRX Quantum* **2**, 010342 (2021).
- [20] W. J. Huggins, B. A. O'Gorman, N. C. Rubin, D. R. Reichman, R. Babbush, and J. Lee, Unbiasing fermionic quantum monte carlo with a quantum computer, *Nature* **603**, 416 (2022).
- [21] A. Alexandru, G. Başar, P. F. Bedaque, S. Vartak, and N. C. Warrington, Monte carlo study of real time dynamics on the lattice, *Phys. Rev. Lett.* **117**, 081602 (2016).
- [22] G. Vidal, Efficient simulation of one-dimensional quantum many-body systems, *Phys. Rev. Lett.* **93**, 040502 (2004).
- [23] G. C. Wick, Properties of bethe-salpeter wave functions, *Phys. Rev.* **96**, 1124 (1954).
- [24] T. Liu, J.-G. Liu, and H. Fan, Probabilistic nonunitary gate in imaginary time evolution, *Quantum Inf. Process.* **20**, 10.1007/s11128-021-03145-6 (2021).
- [25] F. Turro, A. Roggero, V. Amitrano, P. Luchi, K. A. Wendt, J. L. Dubois, S. Quaglioni, and F. Pederiva, Imaginary-time propagation on a quantum chip, *Phys. Rev. A* **105**, 022440 (2022).
- [26] Y. Yang, B.-N. Lu, and Y. Li, Accelerated quantum monte carlo with mitigated error on noisy quantum computer, *PRX Quantum* **2**, 040361 (2021).
- [27] D. F. B. ten Haaf, H. J. M. van Bemmelen, J. M. J. van Leeuwen, W. van Saarloos, and D. M. Ceperley, Proof for an upper bound in fixed-node monte carlo for lattice fermions, *Phys. Rev. B* **51**, 13039 (1995).
- [28] M. Motta and S. Zhang, Ab initio computations of molecular systems by the auxiliary-field quantum monte carlo method, *WIREs Comput. Mol. Sci.* **8**, 10.1002/wcms.1364 (2018).
- [29] J. Lee, D. W. Berry, C. Gidney, W. J. Huggins, J. R. McClean, N. Wiebe, and R. Babbush, Even more efficient quantum computations of chemistry through tensor hypercontraction, *PRX Quantum* **2**, 030305 (2021).
- [30] S. Lu, M. C. Bañuls, and J. I. Cirac, Algorithms for quantum simulation at finite energies, *PRX Quantum* **2**, 020321 (2021).
- [31] A. K. Ekert, C. M. Alves, D. K. L. Oi, M. Horodecki, P. Horodecki, and L. C. Kwek, Direct estimations of linear and nonlinear functionals of a quantum state, *Phys. Rev. Lett.* **88**, 217901 (2002).
- [32] T. E. O'Brien, S. Polla, N. C. Rubin, W. J. Huggins, S. McArdle, S. Boixo, J. R. McClean, and R. Babbush, Error mitigation via verified phase estimation, *PRX Quantum* **2**, 020317 (2021).
- [33] M. A. Nielsen and I. L. Chuang, *Quantum Computation and Quantum Information* (Cambridge University Press, 2012).
- [34] D. W. Berry, G. Ahokas, R. Cleve, and B. C. Sanders, Efficient quantum algorithms for simulating sparse hamiltonians, *Comm. Math. Phys.* **270**, 359 (2006).
- [35] N. Wiebe, D. Berry, P. Hoyer, and B. C. Sanders, Higher order decompositions of ordered operator exponentials, *J. Phys. A: Math. Theor.* **43**, 065203 (2010).
- [36] A. M. Childs and N. Wiebe, Hamiltonian simulation using linear combinations of unitary operations, *Quantum Inf. Comput.* **12**, 901 (2012).
- [37] D. W. Berry, A. M. Childs, R. Cleve, R. Kothari, and R. D. Somma, Simulating hamiltonian dynamics with a truncated taylor series, *Phys. Rev. Lett.* **114**, 090502 (2015).
- [38] G. H. Low and I. L. Chuang, Optimal hamiltonian simulation by quantum signal processing, *Phys. Rev. Lett.* **118**, 010501 (2017).
- [39] E. Campbell, Random compiler for fast hamiltonian simulation, *Phys. Rev. Lett.* **123**, 070503 (2019).
- [40] A. M. Childs, A. Ostrander, and Y. Su, Faster quantum simulation by randomization, *Quantum* **3**, 182 (2019).
- [41] P. K. Faehrmann, M. Steudtner, R. Kueng, M. Kieferova, and J. Eisert, Randomizing multi-product formulas for improved hamiltonian simulation, (2021), [arXiv:2101.07808 \[quant-ph\]](https://arxiv.org/abs/2101.07808).
- [42] R. Meister, S. C. Benjamin, and E. T. Campbell, Tailoring term truncations for electronic structure calculations using a linear combination of unitaries, *Quantum* **6**, 637 (2022).
- [43] J. R. McClean, M. E. Kimchi-Schwartz, J. Carter, and W. A. de Jong, Hybrid quantum-classical hierarchy for mitigation of decoherence and determination of excited states, *Phys. Rev. A* **95**, 042308 (2017).
- [44] R. M. Parrish and P. L. McMahon, Quantum filter diagonalization: Quantum eigendecomposition without full quantum phase estimation, (2019), [arXiv:1909.08925 \[quant-ph\]](https://arxiv.org/abs/1909.08925).
- [45] N. H. Stair, R. Huang, and F. A. Evangelista, A multireference quantum krylov algorithm for strongly correlated electrons, *J. Chem. Theory Comput.* **16**, 2236 (2020).
- [46] E. N. Epperly, L. Lin, and Y. Nakatsukasa, A theory of quantum subspace diagonalization, *SIAM Journal on Matrix Analysis and Applications* **43**, 1263 (2022).
- [47] T. E. O'Brien, B. Tarasinski, and B. M. Terhal, Quantum phase estimation of multiple eigenvalues for small-scale (noisy) experiments, *New J. Phys.* **21**, 023022 (2019).
- [48] R. D. Somma, Quantum eigenvalue estimation via time series analysis, *New J. Phys.* **21**, 123025 (2019).
- [49] A. Roggero, Spectral-density estimation with the gaussian integral transform, *Phys. Rev. A* **102**, 022409 (2020).

- [50] A. Russo, K. Rudinger, B. Morrison, and A. Baczewski, Evaluating energy differences on a quantum computer with robust phase estimation, *Phys. Rev. Lett.* **126**, 210501 (2021).
- [51] K. Wan, M. Berta, and E. T. Campbell, Randomized quantum algorithm for statistical phase estimation, *Phys. Rev. Lett.* **129**, 030503 (2022).
- [52] Y. Liu, M. Cho, and B. Rubenstein, Ab initio finite temperature auxiliary field quantum monte carlo, *Journal of Chemical Theory and Computation* **14**, 4722 (2018).
- [53] Y.-Y. He, M. Qin, H. Shi, Z.-Y. Lu, and S. Zhang, Finite-temperature auxiliary-field quantum monte carlo: Self-consistent constraint and systematic approach to low temperatures, *Physical Review B* **99**, 045108 (2019).
- [54] T. Jones and S. Benjamin, QuESTlink—mathematica embiggened by a hardware-optimised quantum emulator, *Quantum Sci. Technol.* **5**, 034012 (2020).
- [55] G. Ortiz, J. E. Gubernatis, E. Knill, and R. Laflamme, Quantum algorithms for fermionic simulations, *Phys. Rev. A* **64**, 022319 (2001).
- [56] <https://qiskit.org/documentation/nature/>.