

Collider search of light dark matter model with dark sector decay

Yu Cheng^{*a,b}, Wei Liao^{†a}, and Qi-Shu Yan^{c,d}

^aSchool of Physics, East China University of Science and Technology, Shanghai 200237, China

^bTsung-Dao Lee Institute, and School of Physics and Astronomy, Shanghai Jiao-Tong University, Shanghai, China

^cSchool of Physical Sciences, University of Chinese Academy of Sciences, Beijing 100049, China

^dCenter for Future High Energy Physics, Institute of High Energy Physics, Chinese Academy of Sciences, Beijing 100049, China

October 29, 2021

Abstract

We explore the possibility that the dark matter relic density is not produced by thermal mechanism directly, but by the decay of other heavier dark sector particles which on the other hand can be produced by the thermal freeze-out mechanism. Using a concrete model with a light dark matter from dark sector decay, we study the collider signature of the dark sector particles in association with Higgs production processes. We find that the future lepton colliders can be a better place to probe the signature of this kind of light dark matter model than the hadron collider such as LHC. Meanwhile, it is found that a Higgs factory with center of mass energy 250 GeV has a better potential to resolve the signature of this kind of light dark matter model than the Higgs factory with center of mass energy 350 GeV.

1 Introduction

The present direct and indirect search of Dark Matter(DM) have so far given a lot of constraints on the DM interaction [1–9]. In particular, the direct detection experiments [1–4] have pushed the DM-nucleus interaction cross section to be less than around 10^{-46} cm² for GeV-TeV scale DM particles. These direct detection measurements have raised serious concerns that the GeV-TeV scale DM should have interactions much weaker than we thought, such that for the DM candidate of weakly interacting massive particle, an over-production of the relic density in thermal production mechanism seems hard to avoid.

One way out of this difficulty is to note that the dark sector particle directly involved in the thermal production mechanism may not be the DM candidate, but rather the mother particle of a decay process with the DM particle as the children particle. In such a scenario, the DM relic density is derived from the relic density of another dark sector particle obtained from the thermal production mechanism. Since the mass of the DM particle could be much smaller than the mass of other dark sector particle, one can obtain a relic density of DM much smaller than the relic density

*chengyu@mail.ecust.edu.cn

†liaow@ecust.edu.cn

directly obtained in the thermal production mechanism. Therefore, in such a scenario, one can still have a weak scale interaction between the dark sector and the visible sector, and meanwhile obtain a DM relic density consistent with cosmological observations.

This possibility of light DM from dark sector decay has been explored in a previous work [10]. In this article, we further study some collider phenomenology of this scenario of DM. We will focus on the potential collider signature of a DM model which can have light DM from dark sector decay. We study the feasible signatures at future lepton colliders, such as CEPC, FCC-ee and ILC. For the sake of comparison, we also study the signature and constraints from the hadron collider such as the LHC.

The article is organized as follows. In the next section, we quickly review the DM model we are considering and the various constraints on the model. Then we study the signature of the DM model at future lepton colliders. After a detailed analysis of signature on the lepton collider, we give a brief analysis on the signature on the hadron collider. We summarize in the last section.

2 The model of light DM and dark particle search at colliders

The model we consider is an extension of the Type-I seesaw model where the right-handed neutrinos N_R are coupled to a dark sector consisting of a real scalar ϕ and a Dirac fermion χ [10]. The model is similar to DM models in which the N_R works as a portal to the DM [11–15]. Previous works on this type of models have focused on the possibility that the DM relic density is achieved by the thermal freeze-out mechanism [14–16] or by the freeze-in mechanism [17–20]. Here, we consider the possibility that the DM relic density is given mainly by the decay of other heavier particles in the dark sector.

We impose a Z_2 symmetry in the Lagrangian with the dark sector particles χ and ϕ odd and SM fermions even under the Z_2 operation. This guarantees the lightest of the dark sector particles to be stable, and makes it a DM candidate. We can write the full Lagrangian as the sum of four parts

$$\mathcal{L} = \mathcal{L}_{\text{SM}} + \mathcal{L}_{\text{Seesaw}} + \mathcal{L}_{\text{DS}} + \mathcal{L}_{\text{int}} \quad (2.1)$$

where the first term is the Standard Model(SM) Lagrangian and the other three terms are as follows.

$$\mathcal{L}_{\text{Seesaw}} = -Y_{\alpha\beta} \bar{L}^\alpha \tilde{H} N_{R\beta} - \frac{1}{2} M_N \bar{N}_R^c N_R + \text{h.c.} \quad (2.2)$$

$$\mathcal{L}_{\text{DS}} = \bar{\chi} (i \not{\partial} - m_\chi) \chi + \frac{1}{2} \partial_\mu \phi \partial^\mu \phi - \frac{1}{2} \mu_\phi^2 \phi^2 - \frac{1}{4} \lambda_\phi \phi^4 - \lambda_{H\phi} (H^\dagger H) \phi^2. \quad (2.3)$$

$$\mathcal{L}_{\text{int}} = -(y_{\text{DS}} \phi \bar{\chi} N_R + \text{h.c.}). \quad (2.4)$$

In these equations, L^α is the left-handed lepton doublets, H the SM Higgs doublet with $\tilde{H} = i\tau_2 H^*$, m_χ the mass of χ , M_N the mass of the right-handed neutrinos. There are three generations of right-handed neutrinos and we consider the simplest case where three generations of right-handed neutrinos are degenerate. After the electroweak symmetry breaking, the scalar ϕ gets a further contribution to its mass and we have

$$m_\phi^2 = \mu_\phi^2 + \lambda_{H\phi} v_{ew}^2, \quad (2.5)$$

where $v_{ew}/\sqrt{2}$ is the vacuum expectation of Higgs doublet H after the electroweak symmetry breaking.

As shown in [10], the right relic abundance of DM can be obtained in this model by one scenario that the dark fermion χ serves as the DM candidate and is produced mainly through the decay of heavier dark scalar ϕ . In this scenario, the coupling y_{DS} is assumed to be very small, typically at order 10^{-12} . For such a small value of y_{DS} , the fermion χ is never in thermal equilibrium. We also assume that the coupling $\lambda_{H\phi}$ is not so small so that the scalar ϕ is in the thermal equilibrium with the SM particles at high temperature. As temperature drops down to the mass scale of ϕ , the heavier ϕ freezes out and decouples from the thermal bath. Then, ϕ after freeze-out decays into fermion χ and the right-handed neutrinos. The right-handed neutrinos would later decay to leptons and other particles, and we are left with a relic density of χ which is to be compared with the DM relic density found in cosmological observations.

In the previous work [10], only the case for $m_\phi > 200$ GeV was considered for obtaining the right relic density. The right relic density of DM can also be obtained for smaller ϕ mass. In this article, we consider here the parameter space with $m_\phi < 100$ GeV. The allowed parameter space of m_ϕ and $\lambda_{H\phi}$ for m_ϕ below 100 GeV is shown in Fig. 1(a). We can see that we can obtain the right relic abundance, and $\lambda_{H\phi}$ is demanded to be in the range $10^{-4} - 10^{-2}$ for m_ϕ in the range 10-100 GeV. Here we choose $y_{DS} = 10^{-12}$, $m_N = 10$ GeV, and m_χ in the range 5-1000 MeV. Note that for these parameters, the ϕ can decay sufficiently fast so that the DM relic density can be produced at sufficient high temperature, as can be shown similar to the analysis given in [10]. Typically for $m_\phi = 50$ GeV and $m_\chi = 1$ GeV with chosen parameters, the lifetime of ϕ is around 0.7s which would not give much impact on the BBN processes. We note that the peak at around 75 GeV is due to the opening of the $\phi\phi \rightarrow W^+W^-$ annihilation channel and the numerical results shown in the figure is obtained by using the public code **MicrOmegas** [21,22] and **CALCHEP** [23] to solve the Boltzmann equation and calculate relic abundance. In numerical calculation, all the contributions from $2 \rightarrow 2$ process have been taken into account. The model implementation for **MicrOmegas** was done using **FeynRules** [24] package.

For $m_\phi < m_H/2$, Higgs would decay to ϕ and would contribute to the Higgs invisible decay. The experimental data will give an additional constraint on model parameters $\lambda_{H\phi}$ and m_ϕ . The branching ratio of Higgs invisible decay is demanded by latest experiment [25] to be less than 11%. In our model

$$\Gamma_{h \rightarrow \phi\phi} = \frac{\lambda_{H\phi}^2 v_{ew}^2}{8\pi m_H} \sqrt{1 - \frac{4m_\phi^2}{m_H^2}} \quad (2.6)$$

Only the parameters space for $\Gamma_{h \rightarrow \phi\phi}/(\Gamma_{SM} + \Gamma_{h \rightarrow \phi\phi}) \leq 11\%$ is allowed [25]. The gray region in Fig. 1(a) is excluded by the constraint from the branching ratio of Higgs invisible decay which is demanded to be less than 11%.

The dark particle χ does not couple to SM sector directly, so it's hard to find relevant signals of χ on the collider. But the scalar ϕ in the dark sector couples to the SM sector directly with a not so small coupling constant $\lambda_{H\phi}$, which gives us an opportunity to search this dark scalar ϕ at colliders. In general, the production of this dark sector particle ϕ will lead to a large E_T^{miss} which can be a good signal for dark ϕ at colliders. Note here that the dark sector particle ϕ is a long-lived particle due to the very small coupling y_{DS} , which can lead to a displaced vertex signal in the collider detector or long baseline experiment such as MATHUSLA [26], we will leave this topic in the future work.

Dark sector particle ϕ is mainly produced by the gluon gluon fusion process through Higgs at hadron colliders, or by the $ZH(\rightarrow \phi\phi)$ process at future Higgs factory which are shown in Fig. 2. The cross section for gluon gluon fusion production at hadron colliders can be obtained numerically

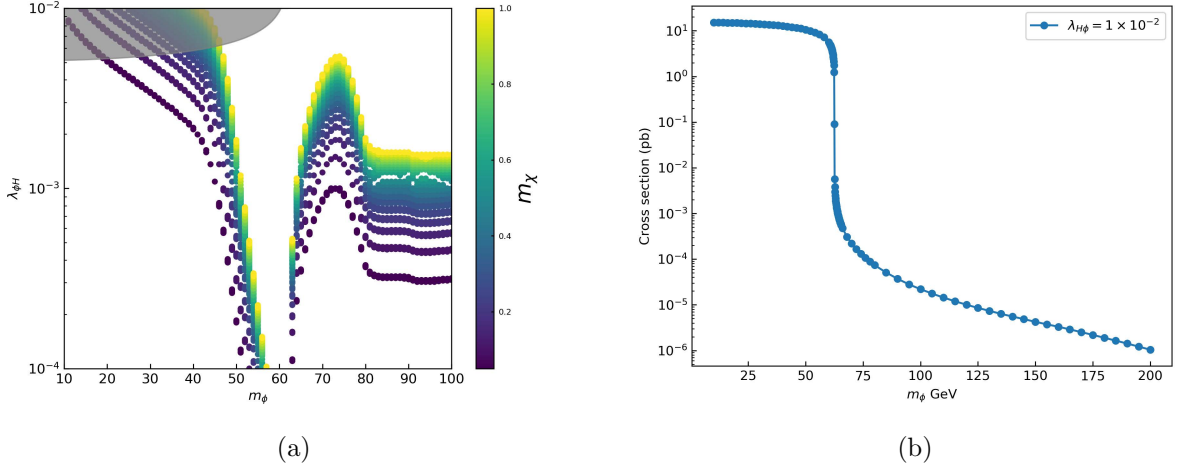


Figure 1: (a) The allowed parameter space of m_ϕ and $\lambda_{H\phi}$ for m_χ in the range from 5 MeV to 1000 MeV. $M_N = 10$ GeV and $y_{DS} = 10^{-12}$. The gray region is excluded by Higgs invisible decay. (b) Cross section for gluon gluon fusion production of ϕ pairs at pp collider, here we choose $\lambda = 0.01$ and center-of-mass energy 13 TeV.

by **MadGraph5_aMC@NLO** [27,28] package and the result is shown in Fig. 1(b) for $\lambda_{H\phi} = 0.01$ and center-of-mass energy $\sqrt{s} = 13$ TeV. The total cross section has been rescaled to 48.61 pb which is calculated at next-to-next-to-next-to-leading order (N3LO) in QCD [30]. We can see in Fig. 1(b) that the cross section drops sharply around $m_\phi = m_H/2 \simeq 62.5$ GeV. This is because for $m_\phi \lesssim 62$ GeV, the production process is basically a $2 \rightarrow 1$ process with the Higgs produced on-shell and then decays to $\phi\phi$, as can be seen in the left panel in Fig. 2, while for $m_\phi \gtrsim 63$ GeV on-shell Higgs can not decay to $\phi\phi$ and the production of $\phi\phi$ shown in Fig. 2 is mediated by off-shell Higgs. So there is a transition from a $2 \rightarrow 1$ gluon gluon fusion production process to a $2 \rightarrow 2$ production process at around $m_\phi \simeq 62.5$ GeV. We can see in Fig. 1(b) that the cross section for $m_\phi > m_H/2$ is around five orders of magnitude smaller than that for $m_\phi < m_H/2$. For the integrated luminosity at $300 fb^{-1}$, it is estimated that there are only few pairs of ϕ generated for $m_\phi > m_H/2$ at the LHC. For designed future e^+e^- colliders, a rapid decrease of Higgs production cross section will also happen when $m_\phi \simeq 62.5$ GeV which is associated with a transition from a $2 \rightarrow 2$ production process to a $2 \rightarrow 3$ production process. Also for e^+e^- collider running at 250-350 GeV, the energy conservation will suppress the production of the interested events with a ϕ mass much heavier than $m_H/2$. Therefore, in this work, we mainly focus on the parameter region with $m_\phi < m_H/2$.

3 Dark sector search via the Higgstrahlung process at e^+e^- colliders

For the planned future Higgs factories like CEPC, FCC-ee and ILC with an integrated luminosity at the order of ab^{-1} , around 10^6 Higgs bosons can be produced, which offers us an opportunity to search for the dark particle signal. In our model, the major signal process is $e^+e^- \rightarrow ZH$ with the

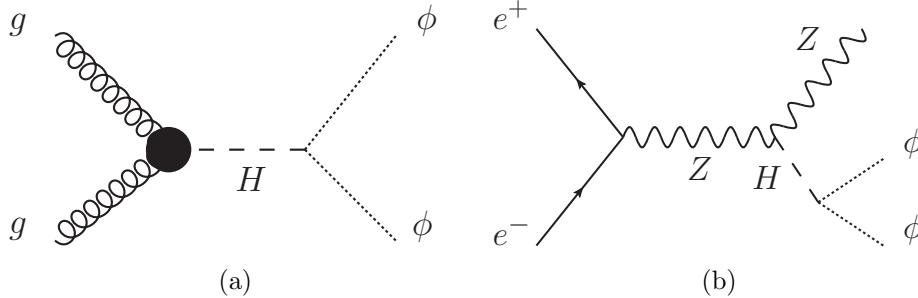


Figure 2: Major production processes of ϕ at pp and e^+e^- colliders.

Higgs boson decaying into a pair of ϕ which can fly off the detectors as missing energy. Below we provide a feasibility study for $2\ell + \cancel{E}$ final states at e^+e^- colliders with a detailed MC analysis.

Before presenting our MC analysis, one remarkable aspect of e^+e^- colliders is worthy of highlighting, i.e. the full four momentum of the missing energy can be precisely reconstructed at e^+e^- colliders. In contrast, only transverse momentum of the missing energy can be reconstructed at pp colliders.

Meanwhile, another remarkable feature is that the charged leptons ℓ both in the final states and in the initial states can be measured accurately, which is crucial to reconstruct the mass parameters of mother particles in the signal and background events. In principle, our analysis can be extended to 2 jets plus missing energy case. Due to the large errors in the jet energy reconstruction, in this work we restrict to show the 2 charged lepton plus missing energy case.

In this work, both signal and background events at parton level are generated by using the **MadGraph5_aMC@NLO** [27,28]. The main Feynman diagrams for signal and background processes are displayed in Fig. 3. The signal process and the main background process with decays are listed below

$$\begin{aligned}
 e^+e^- &\rightarrow ZH \rightarrow l^+l^- + E^{\text{miss}}(\phi\phi) \quad (\text{signal process}), \\
 e^+e^- &\rightarrow ZZ \rightarrow l^+l^- + E^{\text{miss}}(\nu\bar{\nu}) \quad (\text{background process}),
 \end{aligned}
 \tag{3.1}$$

where the missing energy in the signal process originates from Higgs boson's invisible decay, while the missing energy in the background process comes from Z boson decay.

To fully utilize the experimental precision and to generate the most relevant events, we introduce the following geometric acceptance cuts at the parton level. The leptons in the final state must be energetic, be near the central region of the detectors, and be isolated, i.e. $p_T(l) > 20$ GeV, $|\eta(l)| < 2.5$, and $R(l) > 0.4$. The leptons' momentum and energy in the non-central region has worse accuracy and it is better to neglect those events with leptons at the non-central region.

All acceptance cuts for the final state $\ell\ell + E^{\text{miss}}$ are provided in Table 1. Such acceptance cuts are introduced so as to measure the full momentum of leptons in the final state precisely and to guarantee the successful reconstruction of the masses of mother particles of missing children particles.

For signal events, we choose two benchmark points with theoretical parameters (BP1, $m_\phi = 30$ GeV, $\lambda_{H\phi} = 0.005$) and (BP2, $m_\phi = 50$ GeV, $\lambda_{H\phi} = 8 \times 10^{-4}$) as two show cases to demonstrate how the recoil mass method can work to separate signal and background events. It should be

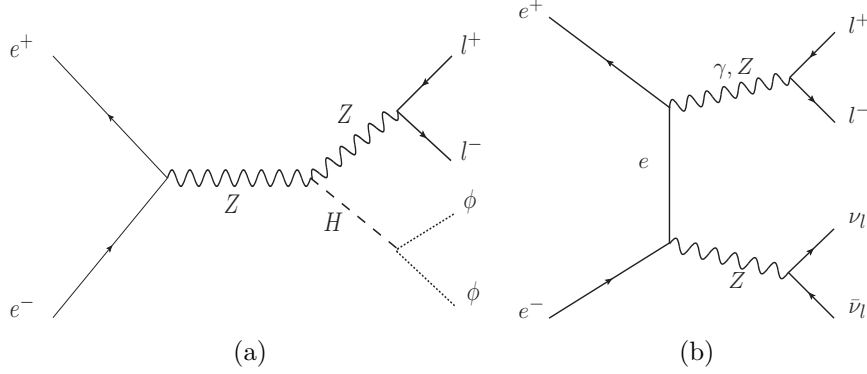


Figure 3: (a) Signal process at Higgs factory; (b)Major background process at Higgs factory.

Geometric Acceptance Cuts	
Energetic Charged lepton	$P_T(l) > 20 \text{ GeV}$
Central Region	$ \eta(\ell) < 2.5$
Isolation condition	$\Delta R_{\ell\ell} > 0.4$

Table 1: Geometric acceptance cuts for the $2\ell + E^{\text{miss}}$ final states search at Higgs factory are shown.

mentioned that both of these two benchmark points can lead to the correct relic density for a cosmological DM candidate.

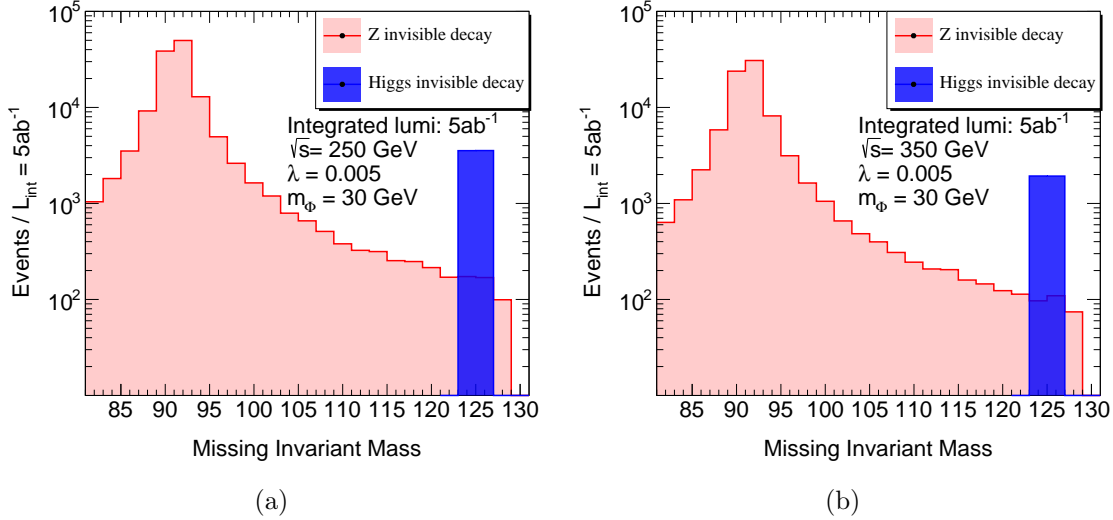


Figure 4: Missing invariant mass for different center-of-mass frame energy of the collider for BP1 are displayed: (a) $\sqrt{s} = 250 \text{ GeV}$, around 7100 signal events and 350 background events between $125 \pm 2 \text{ GeV}$ (b) $\sqrt{s} = 350 \text{ GeV}$, around 3850 signal events and 210 background events between $125 \pm 2 \text{ GeV}$. Here we set the bin width to be 2 GeV, which is reasonable when the errors of the collision energy and momentum of charged leptons are considered.

As it is known that the total energy at the center-of-mass frame for e^+e^- colliders can be determined with a remarkable precision (say 0.5 GeV due to the beam spreading) [29], therefore four momentum of the mother particles (say H^0 or Z here) can be measured precisely in the central region of detectors by accurate measurements of the four momentum of the final state lepton pair $p(l_1)$ and $p(l_2)$ from Z decay (say $\frac{\delta p}{p} = 10^{-5}$). By using these measurements, the four momentum of the invisible particle can be fully reconstructed via the so-called recoil mass method.

The four momentum of the invisible mother particle denoted as $P_{inv}^\mu = q^\mu - P^\mu(Z)$ can be used to find its invariant mass, where $q^\mu = (\sqrt{s}, 0, 0, 0)$ and $P^\mu(Z) = p(l_1)^\mu + p(l_2)^\mu$. The invariant mass can be defined as $m_{inv}^{miss} = \sqrt{P_{inv}^2}$, which can be expressed as a function of collision energy and measured lepton four momenta

$$m_{inv}^{miss} = \sqrt{(\sqrt{s} - E_{l_1} - E_{l_2})^2 - (\vec{p}(l_1) + \vec{p}(l_2))^2}. \quad (3.2)$$

It should be stressed that the error of the observable m_{inv}^{miss} only depends upon the error of \sqrt{s} and the error of $(E_\ell$ and $p(\ell))$. For the signal events, the invariant mass P_{inv}^μ will yield a sharp peak at the Higgs mass region. In contrast, the events of the major background process $e^+e^- \rightarrow Z(\rightarrow l^+l^-)Z(\rightarrow \nu\nu)$ will lead to a peak at the Z mass region.

Meanwhile, as it is well-known that the decay width of a Higgs boson is around 4 MeV, which is much narrower than that of a Z boson (2.49 GeV). Therefore, the signal events will enrich at a narrower Higgs boson mass window, i.e. $|m_{inv}^{miss} - m_H| \sim 2$ GeV, as demonstrated in Fig. 4 for BP1. Therefore, it clearly shows that it is possible to distinguish a signal/background event by setting a cut around the Higgs mass window $|m_{inv}^{miss} - 125| = 2$ GeV.

In Fig. 4 for BP1, even though the events via off-shell Z and γ can contribute significantly even out of the m_Z mass window, the signal events condense in the Higgs boson mass window, and a significance $\sigma = \frac{N_S}{\sqrt{N_B}} = 400$ for the BP1 can be established (N_S and N_B denote the number of signal and background events in the Higgs mass window). For the collision energy $\sqrt{s} = 350$ GeV, a significance $\sigma = 265$ for the BP1 can be established. Compared with $\sqrt{s} = 250$ GeV case, the loss of significance for $\sqrt{s} = 350$ GeV can mainly be attributed to the fact that the cross section of the signal process is suppressed by collision energy since the signal process is s-channel dominant, while the cross section of background process is less suppressed since it is t/u-channel dominant.

In Fig. 5 for BP2, in the case with $\sqrt{s} = 250$ GeV and an assumed 1/ab dataset, a significance $\sigma = 7.48$ can be achieved. While for the case with $\sqrt{s} = 350$ GeV and the 1/ab dataset, a significance $\sigma = 4.70$ is feasible. For both BP1 and BP2, we can arrive at the conclusion that an e^+e^- collider with $\sqrt{s} = 250$ GeV has a better sensitivity for signal events. Note here that we can also choose the Higgs boson mass window to be $|m_{inv}^{miss} - 125| = 1$ GeV. Comparing with the 2 GeV window, this scheme cut more background events and lead to a higher background rejection rate, so a higher significance can be obtained. While for the 2 GeV window, a higher signal efficiency will be achieved.

We can extend our analysis for BP1 and BP2 to other points in the theoretical parameter space formed by $\lambda_{H\phi}$ and m_ϕ as demonstrated in Table. 2. We can obtain the lower bounds of the values of coupling $\lambda_{H\phi}$ which can be probed at 3σ and 5σ significance level for integrated luminosity of both $\sqrt{s} = 250$ GeV and $\sqrt{s} = 350$ GeV and for some different values of mass parameter m_ϕ .

When collision energies are fixed, the minimum integrated luminosity to obtain 3σ and 5σ significance for different values of the coupling $\lambda_{H\phi}$ and mass m_ϕ are shown in Table 3.

From the results given in Table 3, we can observe that the future e^+e^- colliders can probe the signal process with the coupling $\lambda_{H\phi}$ down to 6×10^{-4} or so. With the results of more points in

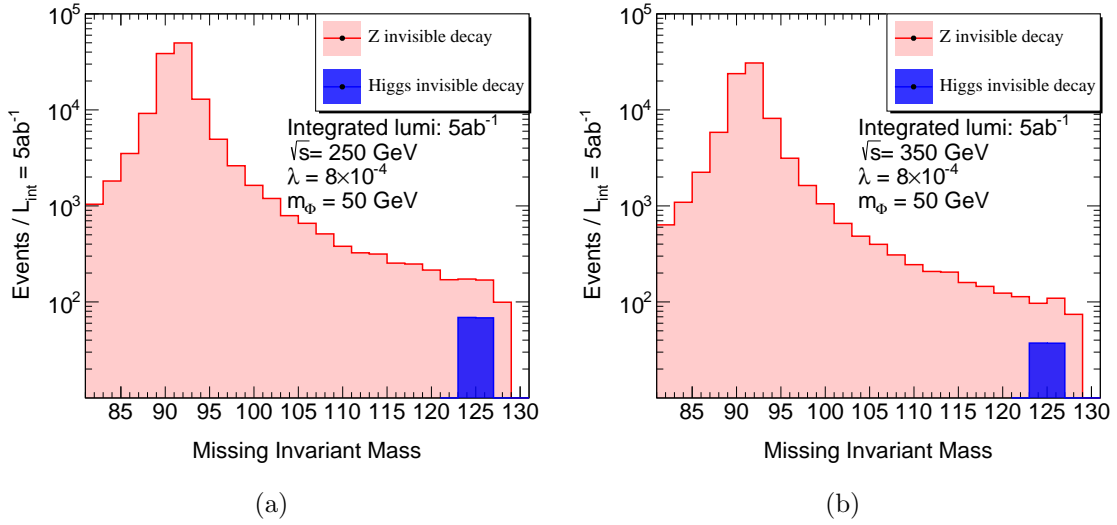


Figure 5: The recoiled mass for different center-of-mass frame energy of the collider for BP2 are displayed: (a) $\sqrt{s} = 250$ GeV, around 140 signal events and 350 background events between 125 ± 2 GeV. Significance of the signal is around 7.5σ (b) $\sqrt{s} = 350$ GeV, around 75 signal events and 210 background events between 125 ± 2 GeV. Significance of the signal is around 4.7σ . Here we set the bin width to be 2 GeV, which is reasonable when the errors of the collision energy and momentum of charged leptons are considered.

$\sqrt{s} = 250$ GeV						
	$m_\phi = 30$ GeV		$m_\phi = 50$ GeV		$m_\phi = 60$ GeV	
	3σ	5σ	3σ	5σ	3σ	5σ
$5 ab^{-1}$	4.30×10^{-4}	5.60×10^{-4}	5.20×10^{-4}	6.80×10^{-4}	7.60×10^{-4}	9.80×10^{-4}
$1 ab^{-1}$	6.60×10^{-4}	8.60×10^{-4}	7.90×10^{-4}	1.03×10^{-3}	1.16×10^{-3}	1.51×10^{-3}
$500 fb^{-1}$	7.90×10^{-4}	1.10×10^{-3}	9.50×10^{-4}	1.26×10^{-3}	1.40×10^{-3}	1.84×10^{-3}
$\sqrt{s} = 350$ GeV						
$5 ab^{-1}$	5.20×10^{-4}	6.70×10^{-4}	6.30×10^{-4}	8.10×10^{-4}	9.20×10^{-4}	1.19×10^{-3}
$1 ab^{-1}$	7.90×10^{-4}	1.05×10^{-3}	9.60×10^{-4}	1.26×10^{-3}	1.40×10^{-3}	1.85×10^{-3}
$500 fb^{-1}$	9.60×10^{-4}	1.27×10^{-3}	1.15×10^{-3}	1.53×10^{-3}	1.71×10^{-3}	2.23×10^{-3}

Table 2: The minimum values of coupling $\lambda_{H\phi}$ which can be probed at 3σ and 5σ confidence levels with different masses of m_ϕ with collision energy $\sqrt{s} = 250$ GeV and $\sqrt{s} = 350$ GeV are shown.

theoretical parameter space, we can conclude that e^+e^- colliders with collision energy $\sqrt{s} = 250$ can have a better sensitivity to our model.

$\sqrt{s} = 250$ GeV									
	$m_\phi = 30$ GeV			$m_\phi = 50$ GeV			$m_\phi = 60$ GeV		
$\lambda_{H\phi}$	6×10^{-4}	8×10^{-4}	1×10^{-3}	6×10^{-4}	8×10^{-4}	1×10^{-3}	8×10^{-4}	1×10^{-3}	1.2×10^{-3}
3σ	$1.41 ab^{-1}$	$480 fb^{-1}$	$230 fb^{-1}$	$2.90 ab^{-1}$	$940 fb^{-1}$	$430 fb^{-1}$	$4.10 ab^{-1}$	$1.70 ab^{-1}$	$890 fb^{-1}$
5σ	$3.80 ab^{-1}$	$1.27 ab^{-1}$	$560 fb^{-1}$	$7.80 ab^{-1}$	$2.60 ab^{-1}$	$1.13 ab^{-1}$	$11.20 ab^{-1}$	$4.70 ab^{-1}$	$2.38 ab^{-1}$
$\sqrt{s} = 350$ GeV									
$\lambda_{H\phi}$	6×10^{-4}	8×10^{-4}	1×10^{-3}	6×10^{-4}	8×10^{-4}	1×10^{-3}	8×10^{-4}	1×10^{-3}	1.2×10^{-3}
3σ	$2.9 ab^{-1}$	$990 fb^{-1}$	$420 fb^{-1}$	$5.80 ab^{-1}$	$1.97 ab^{-1}$	$860 fb^{-1}$	$8.40 ab^{-1}$	$3.60 ab^{-1}$	$1.80 ab^{-1}$
5σ	$7.85 ab^{-1}$	$2.70 ab^{-1}$	$1.16 ab^{-1}$	$16.10 ab^{-1}$	$5.30 ab^{-1}$	$2.31 ab^{-1}$	$23.00 ab^{-1}$	$9.80 ab^{-1}$	$4.80 ab^{-1}$

Table 3: The minimum integrated luminosity for 3σ and 5σ confidence level for different masses m_ϕ and values of coupling $\lambda_{H\phi}$ with two collision energy $\sqrt{s} = 250$ GeV and $\sqrt{s} = 350$ GeV are provided.

4 Dark sector particle ϕ search at LHC

For the sake of comparison, we study the feasibility to detect dark particle ϕ at proton-proton colliders. We focus on both mono-jet and $2\ell + E_T^{\text{miss}}$ final states at pp colliders.

It is well-known that the mono-jet process serves as a unique probe to search for the DM production processes which lead to a large E_T^{miss} and one energetic jet in the final state. In our model, the signal process is $pp \rightarrow H + j$ with Higgs boson decaying into a ϕ pair. The dominant background process is $pp \rightarrow Z + j$ with the Z boson decaying into a neutrino pair. The detailed signal/background processes and decays are given below

$$\begin{aligned}
 pp \rightarrow H + \text{jet} &\rightarrow E_T^{\text{miss}}(\phi\phi) + \text{jet} && \text{(signal)} \\
 pp \rightarrow Z + \text{jet} &\rightarrow E_T^{\text{miss}}(\nu\bar{\nu}) + \text{jet} && \text{(background)}
 \end{aligned}
 \tag{4.1}$$

We generate the relevant the mono-jet events at parton level by using **MadGraph5_aMC@NLO** [27, 28] generator for signal and background processes. For simplicity, only one energetic jet in the final state is considered. The PDF set used for the generation is NNPDF23LO, and the cross section for the process with the hard jet in the final state is obtained by using a dataset at parton level (no hadronization or no detector effects has been considered). We set the following selection cuts to the leading jet: $p_T(j) > 150$ GeV and $|\eta(j)| < 2.4$.

In Fig. 6, the distributions of the transverse momentum of the leading jet $p_T(j)$ of signal/background events are shown. For the signal events, we have chosen the theoretical parameters $m_\phi = 30$ GeV in the left panel and $m_\phi = 50$ GeV in the right panel with $\lambda_{H\phi} = 5 \times 10^{-3}$. The blue(red) bins represent the distribution of signal(background) events.

To examine the reliability of our MC simulation, the experimental data are denoted by the black points, which is normalized to the experimental results for mono-jets search at LHC with integrated luminosity $139 fb^{-1}$ [31, 32] and simply rescaled to $300 fb^{-1}$. It is noticed that there exists a small gap between the experimental data and the results of MC simulation which can be attributed to the W+jets processes and the NLO contribution, as has been taken into account by [31].

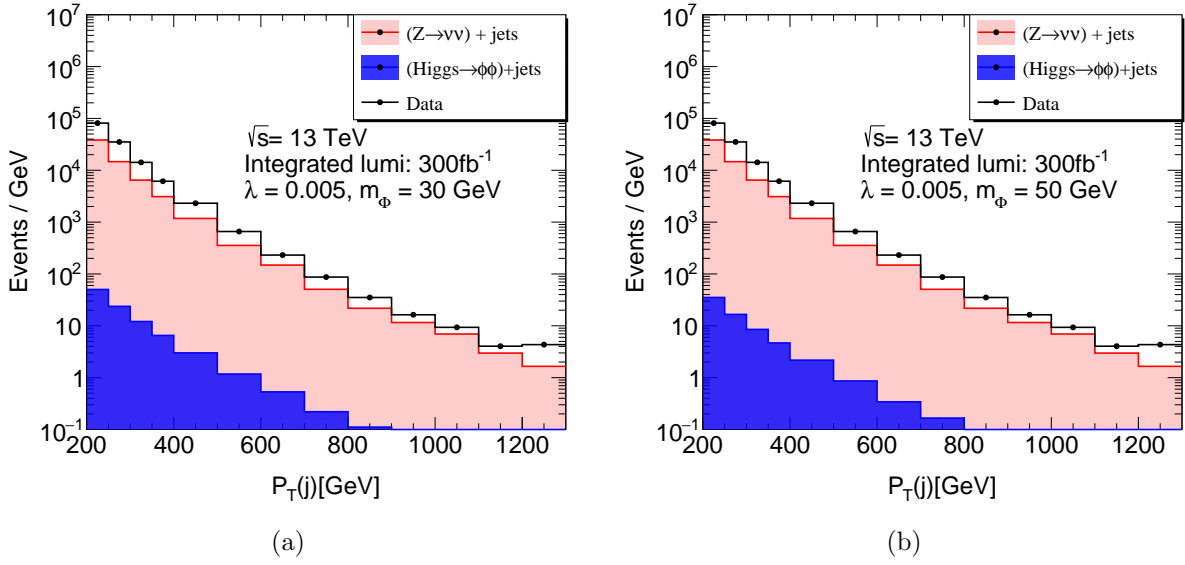


Figure 6: (a) $p_T(j)$ distribution of signal events and background events in the monojet processes. The black points represent the experimental data. (a) $\lambda_{H\phi} = 5 \times 10^{-3}$, $m_\phi = 30$ GeV. (b) $\lambda_{H\phi} = 5 \times 10^{-3}$, $m_\phi = 50$ GeV.

We can find in both Fig. 6(a) and Fig. 6(b) that the background events are approximately 3 orders of magnitude larger than signal events for each a bin, even when the NLO correction for the $gg \rightarrow H^0 j$ is taken into account. This indicates that it is really challenging for the LHC to find the signal process from the mono-jets events with a total integrated luminosity $300 fb^{-1}$ after run3.

Selection cuts for mono-jet final states	
Leading jet	$p_T(j) > 150$ GeV and $ \eta < 2.4$
Selection cuts for $ZH \rightarrow \ell\ell + E_T^{\text{miss}}$ final states	
Two leptons	leading(subleading) $p_T(\ell) \geq 30(20)$ GeV, $ \eta(\ell) < 2.5$
$m_{\ell\ell}$	76 GeV $< m_{\ell\ell} < 106$ GeV
E_T^{miss}	$E_T^{\text{miss}} > 90$ GeV
ΔR_ℓ	$\Delta R_\ell \geq 0.4$

Table 4: Selection cuts for mono-jet and $2\ell + E_T^{\text{miss}}$ final states at pp colliders are presented.

The process for production of Higgs boson in association with a Z boson with the Higgs boson invisibly decay is also a good channel to search for new physics at pp colliders. The signal process and major background process is similar with the e^+e^- collider case with proton instead of electron in the initial state.

$$\begin{aligned}
 pp &\rightarrow ZH \rightarrow l^+l^- + E_T^{\text{miss}}(\phi\phi) && \text{(signal)} \\
 pp &\rightarrow ZZ \rightarrow l^+l^- + E_T^{\text{miss}}(\nu\bar{\nu}) && \text{(background)}
 \end{aligned}
 \tag{4.2}$$

Since we can not reconstruct the full momentum of the missing particles in the final state at pp colliders, instead we can only use the transverse missing momentum E_T^{miss} as an observable.

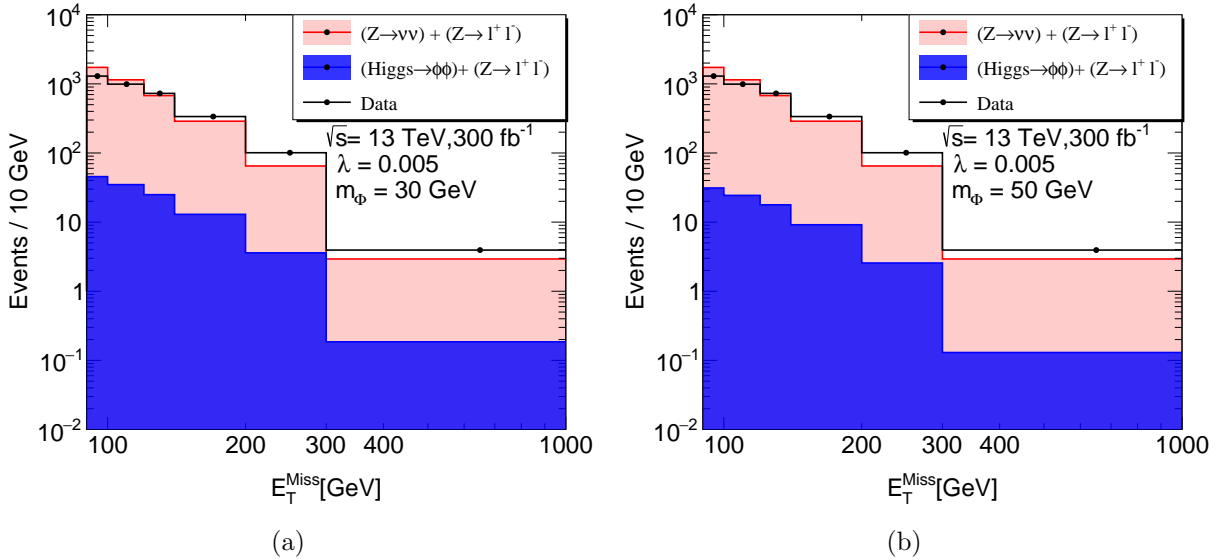


Figure 7: Distribution of E_T^{miss} for signal process ($H \rightarrow \phi\phi$) + ($Z \rightarrow l^+l^-$) and background process ($Z \rightarrow \nu\bar{\nu}$) + ($Z \rightarrow l^+l^-$). The black points represent the experimental data. (a) $\lambda_{H\phi} = 5 \times 10^{-3}$, $m_\phi = 30$ GeV. (b) $\lambda_{H\phi} = 5 \times 10^{-3}$, $m_\phi = 50$ GeV.

In Fig. 7, we show the distribution of E_T^{miss} for signal/background in blue/red at LO and compare the experimental data with the Monte Carlo results. Here the ATLAS results for invisibly decaying Higgs boson in association with a Z boson data at 36.1 fb^{-1} [33] are quoted and scaled to 300 fb^{-1} .

In our analysis, we demand that the leptons $p_T(\ell) > 20$ GeV and the leading lepton $p_T(\ell) > 30$ GeV. Also $E_T^{\text{miss}} > 90$ GeV is demanded and the invariant mass of two charged leptons is required to be in the range $76 \text{ GeV} < m_{\ell\ell} < 106 \text{ GeV}$ to reject background processes with two leptons that do not originate from the decay of a Z boson. All the cuts we use are shown in Table 4.

Note here that the result has a deviation of about 10% from the experimental data where the NLO corrections have been taken into account. We can find in the figure that the signal is 2 orders of magnitude smaller than the background. So the signal events for dark sector particle ϕ is also very hard to be found from ZH process at pp colliders.

Comparing these results with those at e^+e^- colliders given in Sec. 3, we can conclude that e^+e^- colliders have more advantages in searching for such dark sector particle ϕ from Higgs invisible decay.

5 Conclusions

In summary, we continued the research on the scenario that the DM can be produced by the decay of other heavier particles in the dark sector. For the specific model which include one singlet scalar ϕ and one singlet fermion χ in the dark sector, we have studied the possibility for a lighter dark sector particle ϕ with $m_\phi < 100$ GeV to obtain the right relic density. We find this scenario with lower m_ϕ is also appropriate in a wide range of parameter space.

We have studied the possibility to find the signal of the dark sector particle ϕ on colliders. We mainly focus on the region that $m_\phi < m_H/2$ and have studied the production rate and possible signals on the colliders. For future Higgs factory running at 250-350 GeV, the dark particle ϕ is mainly produced from ZH process and will result in the dilepton final state with large E_T^{miss} . This kind of signature can also be generated by SM process from diboson(ZZ) decay, which is the dominant background events. From reconstructing the full missing three momentum and energy we can obtain the invariant mass of the missing part which give us a powerful tool to distinguish the signal and background events. Using the missing invariant mass as an observable, we can probe this kind of dark sector signal with the coupling of ϕ and Higgs down to 5×10^{-4} at future Higgs factories. We have studied the signal and background processes for some benchmark points in our model and have found that the signal has strong significance for a wide range of the parameter space. We have also studied the sensitivity for searching this dark sector particle signal at Higgs factories with different center-of-mass frame energy. We find that a center-of-mass frame energy 250 GeV is slightly better to find the dark sector signal.

For comparison, we have also studied the possibility of looking for the same dark sector signals on the pp colliders. Higgs production and then decay to ϕ pair associated with an energetic jet in our model will lead to the Mono-jet signals, for which $Z \rightarrow \nu\bar{\nu} + \text{jets}$ process is the major SM background. We have studied $p_T(j)$ distribution for signal and background and have found that the signal is 3 orders of magnitude smaller than the background. We have further studied the dark sector particle produced by ZH process at pp colliders, where $(ZZ \rightarrow l^+l^-) + E_T^{\text{miss}}$ is the major background in the SM. Since we can not reconstruct the full missing momentum, we could only choose transverse missing energy as an observable. We find that for some benchmark points of the model, the signal is 2 orders of magnitude smaller than the background in the E_T^{miss} plot. We find that for the missing energy signals considered in this article the pp collider is not a good place to detect the signal of the dark sector ϕ particle.

Note that the dark sector particle ϕ may lead to signals of displaced vertex in the detector, which depends upon the dark sector and right-handed neutrinos coupling y_{DS} . We will leave this topic in the future work.

Acknowledgements

W. Liao is supported by National Natural Science Foundation of China under the grant No. 11875130. Q.S.Yan is supported by the National Natural Science Foundation of China under the grant No. 11475180 and No. 11875260.

References

- [1] **XENON** Collaboration, E. Aprile *et al.*, “Dark Matter Search Results from a One Ton-Year Exposure of XENON1T,” *Phys. Rev. Lett.* **121** no. 11, (2018) 111302, [arXiv:1805.12562 \[astro-ph.CO\]](#).
- [2] **PandaX-4T** Collaboration, Y. Meng *et al.*, “Dark Matter Search Results from the PandaX-4T Commissioning Run,” [arXiv:2107.13438 \[hep-ex\]](#).

- [3] X. Cui, A. Abdulkarim, W. Chen, X. Chen, Y. Chen, B. Dong, D. Fang, C. Fu, K. Giboni, F. Giuliani, *et al.*, “Dark matter results from 54-ton-day exposure of PandaX-II experiment,” *Phys. Rev. Lett.* **119** no. 18, (2017) 181302.
- [4] **PandaX-II** Collaboration, Q. Wang *et al.*, “Results of dark matter search using the full PandaX-II exposure,” *Chin. Phys. C* **44** no. 12, (2020) 125001, [arXiv:2007.15469](#) [[astro-ph.CO](#)].
- [5] **LUX** Collaboration, D. Akerib *et al.*, “Results from a search for dark matter in the complete LUX exposure,” *Phys. Rev. Lett.* **118** no. 2, (2017) 021303, [arXiv:1608.07648](#) [[astro-ph.CO](#)].
- [6] M. D. Campos, F. S. Queiroz, C. E. Yaguna, and C. Weniger, “Search for right-handed neutrinos from dark matter annihilation with gamma-rays,” *JCAP* **07** (2017) 016, [arXiv:1702.06145](#) [[hep-ph](#)].
- [7] **IceCube** Collaboration, M. Aartsen *et al.*, “Multipole analysis of IceCube data to search for dark matter accumulated in the Galactic halo,” *Eur. Phys. J. C* **75** no. 99, (2015) 20, [arXiv:1406.6868](#) [[astro-ph.HE](#)].
- [8] **CMS** Collaboration, V. Khachatryan *et al.*, “Search for dark matter, extra dimensions, and unparticles in monojet events in proton–proton collisions at $\sqrt{s} = 8$ TeV,” *Eur. Phys. J. C* **75** no. 5, (2015) 235, [arXiv:1408.3583](#) [[hep-ex](#)].
- [9] **ATLAS** Collaboration, G. Aad *et al.*, “Search for dark matter candidates and large extra dimensions in events with a jet and missing transverse momentum with the ATLAS detector,” *JHEP* **04** (2013) 075, [arXiv:1210.4491](#) [[hep-ex](#)].
- [10] Y. Cheng and W. Liao, “Light dark matter from dark sector decay,” *Phys. Lett. B* **815** (2021) 136118, [arXiv:2012.01875](#) [[hep-ph](#)].
- [11] V. Gonzalez Macias and J. Wudka, “Effective theories for Dark Matter interactions and the neutrino portal paradigm,” *JHEP* **07** (2015) 161, [arXiv:1506.03825](#) [[hep-ph](#)].
- [12] M. Blennow, E. Fernandez-Martinez, A. Olivares-Del Campo, S. Pascoli, S. Rosauero-Alcaraz, and A. V. Titov, “Neutrino Portals to Dark Matter,” *Eur. Phys. J. C* **79** no. 7, (2019) 555, [arXiv:1903.00006](#) [[hep-ph](#)].
- [13] S. Baek, P. Ko, and W.-I. Park, “Singlet Portal Extensions of the Standard Seesaw Models to a Dark Sector with Local Dark Symmetry,” *JHEP* **07** (2013) 013, [arXiv:1303.4280](#) [[hep-ph](#)].
- [14] M. Escudero, N. Rius, and V. Sanz, “Sterile Neutrino portal to Dark Matter II: Exact Dark symmetry,” *Eur. Phys. J. C* **77** no. 6, (2017) 397, [arXiv:1607.02373](#) [[hep-ph](#)].
- [15] V. González-Macías, J. I. Illana, and J. Wudka, “A realistic model for Dark Matter interactions in the neutrino portal paradigm,” *JHEP* **05** (2016) 171, [arXiv:1601.05051](#) [[hep-ph](#)].

- [16] P. Bandyopadhyay, E. J. Chun, R. Mandal, and F. S. Queiroz, “Scrutinizing Right-Handed Neutrino Portal Dark Matter With Yukawa Effect,” *Phys. Lett. B* **788** (2019) 530–534, [arXiv:1807.05122 \[hep-ph\]](#).
- [17] M. Chianese and S. F. King, “The Dark Side of the Littlest Seesaw: freeze-in, the two right-handed neutrino portal and leptogenesis-friendly fimpzillas,” *JCAP* **09** (2018) 027, [arXiv:1806.10606 \[hep-ph\]](#).
- [18] M. Chianese, B. Fu, and S. F. King, “Minimal Seesaw extension for Neutrino Mass and Mixing, Leptogenesis and Dark Matter: FIMPzillas through the Right-Handed Neutrino Portal,” *JCAP* **03** (2020) 030, [arXiv:1910.12916 \[hep-ph\]](#).
- [19] M. Chianese, B. Fu, and S. F. King, “Interplay between neutrino and gravity portals for FIMP dark matter,” [arXiv:2009.01847 \[hep-ph\]](#).
- [20] P. Bandyopadhyay, E. J. Chun, and R. Mandal, “Feeble neutrino portal dark matter at neutrino detectors,” *JCAP* **08** (2020) 019, [arXiv:2005.13933 \[hep-ph\]](#).
- [21] G. Belanger, F. Boudjema, A. Pukhov, and A. Semenov, “micrOMEGAs.3: A program for calculating dark matter observables,” *Comput. Phys. Commun.* **185** (2014) 960–985, [arXiv:1305.0237 \[hep-ph\]](#).
- [22] G. Bélanger, F. Boudjema, A. Goudelis, A. Pukhov, and B. Zaldivar, “micrOMEGAs5.0 : Freeze-in,” *Comput. Phys. Commun.* **231** (2018) 173–186, [arXiv:1801.03509 \[hep-ph\]](#).
- [23] A. Belyaev, N. D. Christensen, and A. Pukhov, “CalcHEP 3.4 for collider physics within and beyond the Standard Model,” *Comput. Phys. Commun.* **184** (2013) 1729–1769, [arXiv:1207.6082 \[hep-ph\]](#).
- [24] A. Alloul, N. D. Christensen, C. Degrande, C. Duhr, and B. Fuks, “FeynRules 2.0 - A complete toolbox for tree-level phenomenology,” *Comput. Phys. Commun.* **185** (2014) 2250–2300, [arXiv:1310.1921 \[hep-ph\]](#).
- [25] **ATLAS** Collaboration, “Combination of searches for invisible Higgs boson decays with the ATLAS experiment”, ATLAS-CONF-2020-052.
- [26] **MATHUSLA** Collaboration, H. Lubatti *et al.*, “Explore the lifetime frontier with MATHUSLA,” *JINST* **15** no. 06, (2020) C06026, [arXiv:1901.04040 \[hep-ex\]](#).
- [27] J. Alwall, M. Herquet, F. Maltoni, O. Mattelaer, and T. Stelzer, “MadGraph 5 : Going Beyond,” *JHEP* **06** (2011) 128, [arXiv:1106.0522 \[hep-ph\]](#).
- [28] J. Alwall, R. Frederix, S. Frixione, V. Hirschi, F. Maltoni, O. Mattelaer, H. S. Shao, T. Stelzer, P. Torrielli, and M. Zaro, “The automated computation of tree-level and next-to-leading order differential cross sections, and their matching to parton shower simulations,” *JHEP* **07** (2014) 079, [arXiv:1405.0301 \[hep-ph\]](#).
- [29] T. Behnke, J. E. Brau, P. N. Burrows, J. Fuster, M. Peskin, M. Stanitzki, Y. Sugimoto, S. Yamada, H. Yamamoto and H. Abramowicz, *et al.* [arXiv:1306.6329 \[physics.ins-det\]](#).

- [30] M. Cepeda *et al.*, “Report from Working Group 2: Higgs Physics at the HL-LHC and HE-LHC,” *CERN Yellow Rep. Monogr.* **7** (2019) 221–584, [arXiv:1902.00134 \[hep-ph\]](#).
- [31] **ATLAS** Collaboration, “Constraining the Dark Sector with the monojet signature in the ATLAS experiment”, ATL-PHYS-PUB-2021-020.
- [32] **ATLAS** Collaboration, G. Aad *et al.*, “Search for new phenomena in events with an energetic jet and missing transverse momentum in pp collisions at $\sqrt{s} = 13$ TeV with the ATLAS detector,” *Phys. Rev. D* **103** no. 11, (2021) 112006, [arXiv:2102.10874 \[hep-ex\]](#).
- [33] **ATLAS** Collaboration, M. Aaboud *et al.*, “Search for an invisibly decaying Higgs boson or dark matter candidates produced in association with a Z boson in pp collisions at $\sqrt{s} = 13$ TeV with the ATLAS detector,” *Phys. Lett. B* **776** (2018) 318–337, [arXiv:1708.09624 \[hep-ex\]](#).