

# Universality for Sets of Three-Valued Qubit (*qutrit*) Gates

Carlos Efrain Quintero Narvaez<sup>1</sup>

Universidad Nacional Autonoma de México,  
efrainq07@ciencias.unam.mx

**Abstract.** How to find universal sets quantum gates (gates whose composition can form any other gate within a given range) is an important part of the development of quantum computation science that has been explored in the past with success [1], [3]. However, there has not been much development [5] in extending this very same theory to a generalization of qubits known as quregisters or as we call them here *qunits* (quantum units of information analogous to qubits that use any number  $n \in \mathbb{N}$  of basis states instead of 2 as qubits do). In this paper we will first do a review of the theory behind some essential proofs of quantum gate universality for qubit gates. After that we will show a new way of extending those statements to arbitrary qutrit gates in an analogous manner. We also mention how could this be extended to any *qunit* gate.

## 1 Introduction

In this paper first we will review Barenco's work [1] on quantum gate universality. After that we will present the concept of three-valued qubits or as we call them here *qutrits*. This will in turn lead to a new analogous proof of universality for systems with three-valued qubits which can eventually be adapted in the future to work with arbitrary-valued qubits or *qunits* (units that use any number  $n \in \mathbb{N}$  of basis states instead of 2 as qubits do).

## 2 Qubits

A qubit is usually said to be the quantum analog of a classical bit. While a classical bit can have one of two values  $\{0, 1\}$  a qubit can be in a superposition of two states  $\{|0\rangle, |1\rangle\}$  of the form:

$$|\psi\rangle = \alpha|0\rangle + \beta|1\rangle \quad (1)$$

with  $\alpha, \beta \in \mathbb{C}$  such that  $|\alpha|^2 + |\beta|^2 = 1$  in such a way that when it is measured it collapses to a values with probability  $|\alpha|^2$  for  $|0\rangle$  and  $|\beta|^2$  for  $|1\rangle$ . The space of all possible qubit states is a two dimensional Hilbert space  $\mathcal{H}(2) \cong \mathbb{C}^2$ . And when one has a system containing  $n \in \mathbb{N}$  qubits it is described as the tensor product Hilbert space of  $n$  copies of this one we just mentioned  $\mathcal{H}(2)^{\otimes n} \cong \mathbb{C}^{2^n}$ , which in turn is a  $2^n$  dimensional Hilbert space.

## 3 Qubit Gates

The set of transformations that can be done to these qubits are the isometries of their respective Hilbert space. These transformations are known as the  $N$  dimensional unitary group  $U(N)$  for the value of  $N$  corresponding to the dimension of the corresponding Hilbert space and each of them are represented by a unitary matrix with complex entries. In the context of quantum computing these transformations are referred to as quantum gates analogous to classical logic gates. Some examples of these are:

- The NOT gate also known as the  $X$  Pauli matrix.

$$X = \begin{pmatrix} 0 & 1 \\ 1 & 0 \end{pmatrix} \quad (2)$$

- The Pauli matrices  $X, Y$  and  $Z$  where  $X$  is exactly the NOT gate we just mentioned and the other two are as follows (where  $i$  is the complex unit such that  $i^2 = -1$ ):

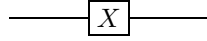
$$Y = \begin{pmatrix} 0 & -i \\ i & 0 \end{pmatrix} \quad (3)$$

$$Z = \begin{pmatrix} 1 & 0 \\ 0 & -1 \end{pmatrix} \quad (4)$$

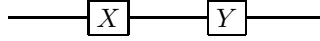
- The Hadamard gate known for transforming the basis states  $\{|0\rangle, |1\rangle\}$  into uniform superpositions of those same states:

$$H = \begin{pmatrix} 1/\sqrt{2} & 1/\sqrt{2} \\ 1/\sqrt{2} & -1/\sqrt{2} \end{pmatrix} \quad (5)$$

These gates are often represented with quantum circuits very similar to those of classical logic. For example the  $X$  gate is represented as:



Here, the wire represents the “flow” of a qubit through time, and eventually it has the  $X$  gate applied to it and continues. If we wanted represent the composition of two gates for example  $YX$  we would have as follows:



Here  $X$  is applied first and then  $Y$  is applied.

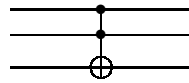
These gates we have presented have all acted on just one qubit each, never doing anything to two qubits at the same time. However, we can have gates in  $U(2^2)$  (instead of  $U(2)$ ) that act on a 2-qubit space  $\mathcal{H}(2) \otimes \mathcal{H}(2)$  (which is of dimension  $2^2 = 4$ ). A relevant example of these gates is the CNOT gate which in matrix form is:

$$\text{CNOT} = \begin{pmatrix} 1 & 0 & 0 & 0 \\ 0 & 1 & 0 & 0 \\ 0 & 0 & 0 & 1 \\ 0 & 0 & 1 & 0 \end{pmatrix}$$

And is represented as a circuit as follows:



Notice how there are two wires representing one qubit each. The gate acts only on the first qubit, the one represented by the bottom wire, and it does so depending on the value of the second one which is called the *control* qubit. This concept can be extended to an arbitrary number of control qubits, for example consider the following circuit with two of those:



Then its corresponding matrix representation would be:

$$T = \begin{pmatrix} 1 & 0 & 0 & 0 & 0 & 0 & 0 & 0 \\ 0 & 1 & 0 & 0 & 0 & 0 & 0 & 0 \\ 0 & 0 & 1 & 0 & 0 & 0 & 0 & 0 \\ 0 & 0 & 0 & 1 & 0 & 0 & 0 & 0 \\ 0 & 0 & 0 & 0 & 1 & 0 & 0 & 0 \\ 0 & 0 & 0 & 0 & 0 & 1 & 0 & 0 \\ 0 & 0 & 0 & 0 & 0 & 0 & 0 & 1 \\ 0 & 0 & 0 & 0 & 0 & 0 & 1 & 0 \end{pmatrix}$$

This kind of gates are called the Toffoli gates. These gates act on the target qubit differently according to the value of the control qubits. This idea can be generalized as follows:

**Definition 1 (controlled gate).** Take  $U \in \text{U}(2)$  (a 1-qubit gate) with a matrix representation given by:

$$U = \begin{pmatrix} u_{00} & u_{01} \\ u_{10} & u_{11} \end{pmatrix}$$

Where  $u_{00}, u_{01}, u_{10}, u_{11} \in \mathbb{C}$ . Then define  $\Lambda_1(U) \in \text{U}(2^2)$  (a 2-qubit gate) with a matrix representation given by:

$$\Lambda_1(U) = \begin{pmatrix} 1 & 0 & 0 & 0 \\ 0 & 1 & 0 & 0 \\ 0 & 0 & u_{00} & u_{01} \\ 0 & 0 & u_{10} & u_{11} \end{pmatrix} \quad (6)$$

This  $\Lambda_1(U)$  object is called the controlled  $U$  gate.

Controlled gates  $\Lambda_1(U)$  as in the definition that was just given have the property of taking a two qubit state

$$(\alpha |0\rangle + \beta |1\rangle) \otimes |\psi_2\rangle$$

and transforming it into:

$$\alpha |0\rangle \otimes |\psi_2\rangle + \beta |1\rangle \otimes |U\psi_2\rangle$$

This means  $\Lambda_1(U)$  applies  $U$  to the part of the superposition whose first qubit is 1 and otherwise it applies the identity  $\mathbf{I}_2$ . We call that first qubit the *control qubit*.

Another way to write the matrix representation of  $\Lambda_1(U)$  is using matrix blocks inside another matrix, by this we mean as follows (considering  $\mathbf{I}_2$  to be the  $2 \times 2$  identity matrix and  $\mathbf{0}_2$  the  $2 \times 2$  zero matrix):

$$\Lambda_1(U) = \begin{pmatrix} \mathbf{I}_2 & \mathbf{0}_2 \\ \mathbf{0}_2 & U \end{pmatrix}$$

**Definition 2 ( $n$ -qubit controlled gate).** Again, let  $U \in \text{U}(2)$  be as in definition 1. Then let  $\Lambda_n(U) \in \text{U}(2^{n+1})$  for  $n \in \mathbb{N}$  be such that its matrix representation is given as follows:

$$\Lambda_n(U) = \begin{pmatrix} \mathbf{I}_2 & \mathbf{0}_2 & \dots & \mathbf{0}_2 \\ \mathbf{0}_2 & \mathbf{I}_2 & \dots & \mathbf{0}_2 \\ \vdots & \vdots & \ddots & \vdots \\ \mathbf{0}_2 & \mathbf{0}_2 & \dots & U \end{pmatrix} \quad (7)$$

For example we have that  $\Lambda_2(U)$  is:

$$\Lambda_2(U) = \begin{pmatrix} \mathbf{I}_2 & \mathbf{0}_2 & \mathbf{0}_2 \\ \mathbf{0}_2 & \mathbf{I}_2 & \mathbf{0}_2 \\ \mathbf{0}_2 & \mathbf{0}_2 & U \end{pmatrix} = \begin{pmatrix} 1 & 0 & 0 & 0 & 0 & 0 \\ 0 & 1 & 0 & 0 & 0 & 0 \\ 0 & 0 & 1 & 0 & 0 & 0 \\ 0 & 0 & 0 & 1 & 0 & 0 \\ 0 & 0 & 0 & 0 & u_{00} & u_{01} \\ 0 & 0 & 0 & 0 & u_{10} & u_{11} \end{pmatrix} \quad (8)$$

Also note that  $\Lambda_0(U) = U$ .

Refer to all these as the  $n$ -qubit controlled  $U$  gates.

With this notation, the controlled quantum gates mentioned before, the CNOT and the Toffoli gates, can be respectively written as  $\Lambda_1(X)$  and  $\Lambda_m(X)$  (for any  $m \in \mathbb{N}$ ), where we have that  $X$  is the  $x$  Pauli matrix or the NOT gate defined as:

$$X = \begin{pmatrix} 0 & 1 \\ 1 & 0 \end{pmatrix} \quad (9)$$

Now take  $U \in U(2)$  with entries defined as before and consider  $U(N)$  for  $N \in \mathbb{N}$ . We're going to embed  $U$  into this last space. We can do this in various forms, for instance consider:

$$T_{0,1}^N(U) = \begin{pmatrix} u_{00} & u_{01} & 0 & & 0 \\ u_{10} & u_{11} & 0 & \dots & 0 \\ 0 & 0 & 1 & & 0 \\ & \vdots & & \ddots & \vdots \\ 0 & 0 & 0 & 0 & 1 \end{pmatrix}$$

When this operator is applied onto a quantum state it will leave all entries untouched except for the 0-th and the 1-th which will be transformed by  $U$ .

We can also write this idea of only affecting certain entries as follows:

$$T_{p,q}^N(U) = (T_{ij}) \quad (10)$$

$$T_{ij} = \begin{cases} \delta_{ij} & i \notin \{p, q\} \text{ or } j \notin \{p, q\} \\ u_{00} & i = j = p \\ u_{01} & i = p, j = q \\ u_{10} & i = q, j = p \\ u_{11} & i = j = q \end{cases}$$

This operator will leave all entries in a state vector untouched except for the  $p$ -th and  $q$ -th, which will have  $U$  applied to them. This happens because this operator has exactly the same components as the identity matrix except for the ones that affect  $|p\rangle$  and  $|q\rangle$ . This does a "complex rotation" on the 2-dimensional subspace generated by  $|p\rangle$  and  $|q\rangle$ .

We can also use an operator  $V \in U(3)$  with a matrix representation:

$$V = \begin{pmatrix} v_{00} & v_{01} & v_{02} \\ v_{10} & v_{11} & v_{12} \\ v_{20} & v_{21} & v_{22} \end{pmatrix}$$

where  $v_{00}, v_{01}, v_{02}, v_{10}, v_{11}, v_{12}, v_{20}, v_{21}, v_{22} \in \mathbb{C}$  and define:

$$T_{p,q,r}^N(V) = (T_{ij}) \quad (11)$$

$$T_{ij} = \begin{cases} \delta_{ij} & i \notin \{p, q, r\} \text{ or } j \notin \{p, q, r\} \\ v_{00} & i = j = p \\ v_{01} & i = p, j = q \\ v_{02} & i = p, j = r \\ v_{10} & i = q, j = p \\ v_{11} & i = j = q \\ v_{12} & i = q, j = r \\ v_{20} & i = r, j = p \\ v_{21} & i = r, j = q \\ v_{22} & i = r, j = r \end{cases} \quad (12)$$

Effectively creating an operator that leaves all entries of state vectors untouched except for the  $p$ -th,  $q$ -th and  $r$ -th entries to which it applies  $V$ . This again does a "complex rotation" to the 3-dimensional subspace generated by  $|p\rangle$ ,  $|q\rangle$  and  $|r\rangle$ .

We can define analogous transformations for any element of a  $U(n)$  embedded into a  $U(N)$  with  $n < N$  and  $n \in \mathbb{N}$ . We call these subspace rotations.

**Definition 3 (subspace rotation).** *Let us have  $U(N)$  with  $N \in \mathbb{N}$  and consider  $n \in \mathbb{N}$  such that  $n < N$ . Then consider  $U \in U(n)$  and define  $T_{p_1, \dots, p_n}^N(U) \in U(N)$  (with  $p_1, \dots, p_n \in \{0, \dots, N\}$  and  $p_i \neq p_j$  for any*

suitable  $i, j \in \mathbb{N}$ ) to be the operator that does the complex rotation given by  $U$  on the subspace generated by  $|p_1\rangle, \dots, |p_n\rangle$  and leaves everything else unchanged as defined on equations (10) and (11).

As a side note, when it is understood from the context in which  $U(N)$  the subspace rotation is being done we will omit the  $N$  and just write  $T_{p_1, \dots, p_n}(U)$ .

Note that  $\Lambda_n(U) = T_{N-2, N-1}^N(U)$  when  $N = 2^{n+1}$ , that is to say *controlled gates are subspace rotations*. This can be seen as we have that:

$$T_{N-2, N-1}^N = \begin{pmatrix} I_2 & \mathbf{0}_2 & \dots & \mathbf{0}_2 \\ \mathbf{0}_2 & I_2 & \dots & \mathbf{0}_2 \\ \vdots & \vdots & \ddots & \vdots \\ \mathbf{0}_2 & \mathbf{0}_2 & \dots & U \end{pmatrix} \quad (13)$$

Which is exactly how the controlled gate  $\Lambda_n(U)$  was defined. We'll use these definitions and properties in the following discussion of universality.

## 4 Universality for Qubit Gates

Generally a set of qubit gates  $S$  (including a set of a single gate) is said to be universal if one can build any other gate for any number of qubits only with instances of the elements of that set. Another way of saying this is that a set  $S$  of quantum gates is universal if their composition can generate any gate in  $U(2^n)$  for any  $n \in \mathbb{N}$ . This is valid as the set of gates for  $n$  qubits is the set of unitary transformations on the state space of  $\mathcal{H}(2)^{\otimes n}$ , which is of dimension  $2^n$ . This notion of universality can sometimes be too strict for the purposes of experimental realization of an arbitrary gate. Often times one is not interested in effectively using a *precise* quantum gate but an approximation of it. Thus there has been development into finding sets of gates that can *approximate* any gate to a certain degree with a suitable number instances of gates from the set. A prominent example of such a set with *approximate universality* is Boykin's universal set [2]:

$$S^{\text{Boykin}} = \{H, Z^{1/4}, A_1(X)\} \quad (14)$$

Proving that this set is universal is not a trivial matter. On his article, Boykin cites an elementary universality proof mentioned by Barenco et al. [1] which in turn facilitates the intuition of how any gate could in principle be formed by this set. This proof will be shown in the following discussion.

### 4.1 Elementary Universality Proof

Barenco et al. in their 1995 paper [1] present a proof of a very useful property for proving that certain sets of gates are universal. There, they consider specifically the set  $S = \{\text{CNOT}\} \cup \text{SU}(2)$ , and show that this set is universal as we'll see next.

First, consider an arbitrary gate  $U \in U(2^N)$  for some  $N \in \mathbb{N}$ , i.e an  $N$ -qubit gate. As mentioned in Reck's 1994 paper [4] we can always decompose this gate into several two-dimensional subspace rotations and a phase shift  $D$  as follows:

$$U = \left( \prod_{i,j=0, j < i}^{2^N-1} T_{i,j}(U_{ij}) \right) D \quad (15)$$

for some  $U_{ij} \in \text{SU}(2) \ \forall i, j \in \{0, \dots, 2^N - 1\}$

Thus we have the problem is reduced to finding a way of building subspace rotations with  $S$ . For this, consider the following analogous algorithm:

1. Consider an arbitrary  $T_{ij}(U_{ij})$  for  $U_{ij} \in U(2)$  and  $i, j \in \mathbb{N} \ 0 \leq i, j < 2^N$ .
2. Write  $i$  and  $j$  in binary resulting in two  $N$ -bit strings, take for example  $N = 4$  and  $i = 11$  and  $j = 4$ , then we get:

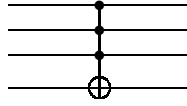
$$\begin{aligned} i = 11 &\longrightarrow 1011 \\ j = 4 &\longrightarrow 0100 \end{aligned}$$

3. Now consider the Grey code sequence for these two strings:

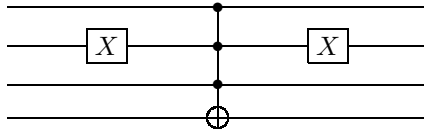
1011  
1010  
1000  
1100  
0100

This sequence gives you a way to transform the first string into the second doing one bit-flip at a time. This will be useful in the next steps.

4. Now assume that we can generate any controlled gate using gates from  $S$  and remember that any controlled gate is a two dimensional subspace rotation. For example see that  $\Lambda_{N-1}(U_{ij}) = T_{2^N-2, 2^N-1}(U_{ij})$ . However this only allows us to do rotations on the  $|2^N - 2\rangle, |2^N - 1\rangle$  subspace. This gives the idea of trying to find a way to change the entries on which the controlled gate acts. This will be done using Toffoli gates as follows (for the 4-bit case we presented earlier):

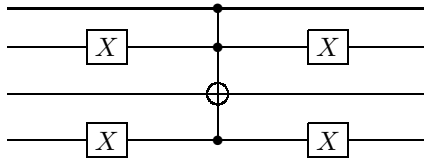


The 4-qubit gate represented in the circuit above checks whether the first three qubits are 1 and only then does it apply the NOT or  $X$  gate to the last qubit. This only affects the two basis states whose first 3 qubits are all 1's. We can take advantage of this "checking property" to create a gate that only bit flips certain qubit. This is done as follows (using as an example the first two strings 1011 and 1010 of the Grey code sequence presented before):



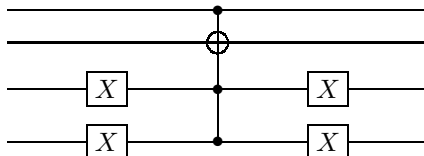
This gate checks whether the first three bits are exactly equal to 101 (in order) and only then does it apply the  $X$  gate to the last qubit. At the end it turns 1011 into 1010 which is what the Grey code requires on its first step. This is done by bit flipping the qubit we expect to be 0 so that if it is indeed 0 then after applying  $X$  it becomes 1 and makes the first three qubits be all 1 when they reach the Toffoli gate, after that the qubit is bit flipped again to return its original state.

Let's proceed with the next step of the Grey code (from 1010 to 1000), this is done with the following gate:

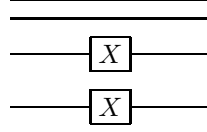


This gate now checks the first two qubits and the last one and only if they equal 10<sub>0</sub> does apply the  $X$  gate to the third qubit. This turn 1010 into 1000 as it is done in the Grey code.

Lastly consider one last gate representing the second to last step of the Grey code (the actual last step isn't very useful as we'll see later):



Now change all change all bits except the last one to be 1 just for convenience in the next steps:

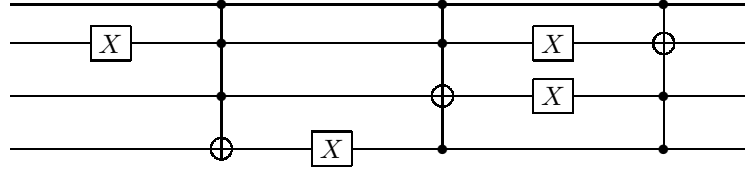


This way we have developed a method for generating a gate for each step of the Grey code sequence and having the following resulting values for  $i$  and  $j$ :

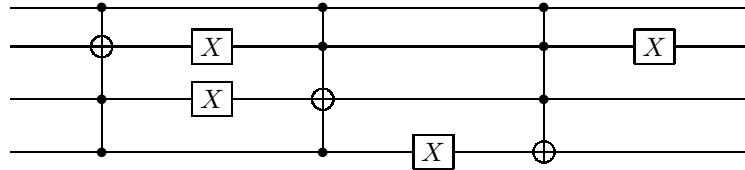
$$i \longrightarrow 1111$$

$$j \longrightarrow 0111$$

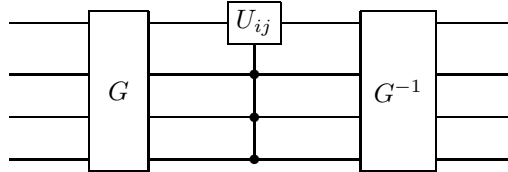
5. Now compose the Grey code gates obtained before and get a gate that transforms  $|i\rangle$  state into one that differs from  $|j\rangle$  only in one bit on their bit string. We'll call this gate  $G$ . For our example we have the following resulting gate that transforms 1011 into 1100 which differs from 0100 only in one bit:



Note that the inverse of  $G$  is obtained simply by reversing the order in which each of the Grey code gates is applied. For our example this results in:



6. After applying  $G$  do the rotation  $U_{ij}$  on the two resulting strings that differ only by one bit and then reverse the bit flips using  $G^{-1}$ . The rotation is done simply by applying the  $U_{ij}$  gate to the qubit that differs for the two strings, but having it controlled so that it only acts on the two states we ended up with. In our example this is done as follows:



This resulting gate we built is  $T_{ij}(U_{ij})$ .

With the procedure described before we can build any  $T_{ij}(U_{ij})$  using only Toffoli gates,  $X$  gates and  $\Lambda_{N-1}(U_{ij})$ . But remember our assumption that we could build the controlled gate for any  $U$ , this is done as follows:

- As proved by Barenco et al. in [1]. For any  $U \in \text{U}(2)$  we can always find three operators  $A, B, C \in \text{SU}(2)$  such that:

$$ABC = \mathbf{I}_2 \tag{16}$$

$$AXBXC = U \tag{17}$$

Where  $X$  is the Pauli operator or the NOT gate.

- Having this then it is easy to see that we can build  $A_1(U)$  as follows:

$$\text{Controlled-}U = \text{Controlled-}A \oplus \text{Controlled-}B \oplus \text{Controlled-}C \quad (18)$$

Moreover it is indeed possible to prove that any Toffoli gates and  $A_{N-1}(U_{ij})$  can be built using only CNOT and elements of  $SU(2)$  (as can be seen in [1]). Knowing this and seeing that it is easy to build the phase shift  $D$  using only elements of  $SU(2)$  we can state that  $S$  is therefore a universal set of gates.

This last result is very useful when proving universality of a set as we now "only" need to prove that it can generate any gate in  $SU(2)$  and CNOT.

## 5 Qutrits

Let us define precisely what we mean by a qutrit before proceeding any further. Similarly to how we defined a qubit, first consider a three valued classical unit of information which we'll call a *trit* that can have one of three values  $\{0, 1, 2\}$ . Define then its quantum analog, a *qutrit* which is a superposition of three values  $\{|0\rangle, |1\rangle, |2\rangle\}$  as follows:

$$|\psi\rangle = \alpha |0\rangle + \beta |1\rangle + \gamma |2\rangle \quad (19)$$

with  $|\alpha|^2 + |\beta|^2 + |\gamma|^2 = 1$ . Notice then that we can denote this state as a column vector as we do with qubits:

$$|\psi\rangle = \begin{pmatrix} \alpha \\ \beta \\ \gamma \end{pmatrix} \quad (20)$$

Then the space of all qutrit states will be a three dimensional Hilbert space  $\mathcal{H}(3)$ . And when one has a system containing  $n \in \mathbb{N}$  qutrits it is described again as the tensor product of  $n$  copies of this Hilbert space  $\mathcal{H}(3)^{\otimes n}$ . This resulting Hilbert space is then of dimension  $3^n$ . The set of transformations or "gates" is then  $U(3)$  for a single qutrit and  $U(3^n)$  for  $n$  qutrits.

This allows us to have a three-valued logic approach to quantum computing that can be extended through the same method to have an arbitrary  $n$ -valued logic approach as we'll mention later.

## 6 Qutrit gates

Let us define some qutrit gates that will be used in the following discussion. First consider an analog of the NOT gate which we'll call the TRANS gate (short for *transposition*):

$$\text{TRANS} = \begin{pmatrix} 1 & 0 & 0 \\ 0 & 0 & 1 \\ 0 & 1 & 0 \end{pmatrix} \quad (21)$$

This gate *transposes* the last two entries of any qutrit state vector. Note that TRANS is a subspace rotation, specifically we have  $\text{TRANS} = T_{2,3}^3(X)$ . We'll represent it in circuits as follows:

$$\text{---} \boxed{1, 2} \text{---} \quad (22)$$

The illustration symbolises the exchange of states  $|1\rangle$  and  $|2\rangle$ . Note that we can also have a transposition operator that exchanges the other entries as follows:

$$\begin{aligned} &\text{---} \boxed{1, 2} \text{---} \\ &\text{---} \boxed{0, 1} \text{---} \\ &\text{---} \boxed{0, 2} \text{---} \end{aligned} \quad (23)$$



And we can add a subindex in the TRANS symbol to specify this and have:

$$\text{TRANS}_{1,2} = \begin{pmatrix} 1 & 0 & 0 \\ 0 & 0 & 1 \\ 0 & 1 & 0 \end{pmatrix} = T_{1,2}^3(X) \quad (24)$$

$$\text{TRANS}_{0,1} = \begin{pmatrix} 0 & 1 & 0 \\ 1 & 0 & 0 \\ 0 & 0 & 1 \end{pmatrix} = T_{0,1}^3(X) \quad (25)$$

$$\text{TRANS}_{0,2} = \begin{pmatrix} 0 & 0 & 1 \\ 0 & 1 & 0 \\ 1 & 0 & 0 \end{pmatrix} = T_{0,2}^3(X) \quad (26)$$

However we'll omit this subindex and always refer to  $T_{1,2}(X)$  when we mention TRANS as we can make the other transposition gates from this gate and one other as we will see next.

Now consider the next gate which we'll call ROT (short for *rotation*):

$$\text{ROT} = \begin{pmatrix} 0 & 1 & 0 \\ 0 & 0 & 1 \\ 1 & 0 & 0 \end{pmatrix} \quad (27)$$

If we consider this gate a permutation matrix then this kind of permutation is called a *rotation*, hence the name. Its circuit representation is:

$$\text{---} \boxed{\text{ROT}} \text{---} \quad (28)$$

Also, notice that if we do three subsequent rotations we gate the identity:

$$\text{ROT}^3 = \mathbf{I}_3 \quad (29)$$

Now see the following:

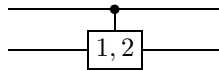
$$\begin{aligned} (\text{ROT})(\text{TRANS}_{1,2})(\text{ROT}^2) &= \begin{pmatrix} 0 & 1 & 0 \\ 0 & 0 & 1 \\ 1 & 0 & 0 \end{pmatrix} \begin{pmatrix} 1 & 0 & 0 \\ 0 & 0 & 1 \\ 0 & 1 & 0 \end{pmatrix} \begin{pmatrix} 0 & 1 & 0 \\ 0 & 0 & 1 \\ 1 & 0 & 0 \end{pmatrix}^2 = \begin{pmatrix} 0 & 1 & 0 \\ 1 & 0 & 0 \\ 0 & 0 & 1 \end{pmatrix} = \text{TRANS}_{0,1} \\ (\text{ROT})(\text{TRANS}_{0,1})(\text{ROT}^2) &= \begin{pmatrix} 0 & 1 & 0 \\ 0 & 0 & 1 \\ 1 & 0 & 0 \end{pmatrix} \begin{pmatrix} 0 & 1 & 0 \\ 1 & 0 & 0 \\ 0 & 0 & 1 \end{pmatrix} \begin{pmatrix} 0 & 1 & 0 \\ 0 & 0 & 1 \\ 1 & 0 & 0 \end{pmatrix}^2 = \begin{pmatrix} 0 & 0 & 1 \\ 0 & 1 & 0 \\ 1 & 0 & 0 \end{pmatrix} = \text{TRANS}_{0,2} \end{aligned}$$

Thus, we can obtain all the transposition gates from combining one of them with a number of rotation gates. This is why we defined TRANS the way we did, omitting indexes.

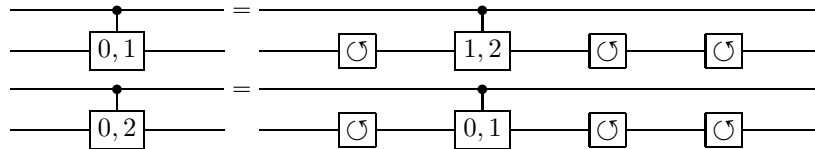
Just like we did with the NOT and CNOT gates, we can add a control qutrit to the TRANS gate as follows:

$$\text{CTrans} = \begin{pmatrix} \mathbf{I}_3 & \mathbf{0}_3 & \mathbf{0}_3 \\ \mathbf{0}_3 & \mathbf{I}_3 & \mathbf{0}_3 \\ \mathbf{0}_3 & \mathbf{0}_3 & \text{TRANS} \end{pmatrix} \quad (30)$$

Where  $\mathbf{I}_3$  and  $\mathbf{0}_3$  are the  $3 \times 3$  identity and zero matrices respectively. This gate will apply the identity operator to the non control qutrit when the control qutrit has a value different from 2, and when it is indeed 2 it will apply TRANS. We represent this as circuit as follows:



Note that we can make the controlled versions of the other transposition gates as follows:



Note that when the controlled gate on the right doesn't act, that is when it applies the identity operator on the lower qutrit, the result is a gate that applies the rotation gate three times which is of course the identity.

## 7 Universality for Qutrit Gates

Qutrit gate universality has the same corresponding definition as the one for qubit gates. A set  $S$  of qutrit gates is said to be universal if a combination of instances of gates of that set can build any gate for any number of qutrits. Another way of saying this is that for any  $n \in \mathbb{N}$  any gate in  $U(3^n)$  (the set of unitary transformations in the space of qutrit states  $\mathcal{H}(3)^{\otimes n}$ ) can be built by a composition of elements of  $S$ .

Having said this, similarly to what we reviewed before, we will present a new proof of universality for qutrit gates analogous to that of Barenco's proof with qubits. Here we'll consider the set  $S = \{\text{CTRANS}\} \cup \text{SU}(3)$  and show that it is universal as follows.

Again we'll consider an arbitrary gate  $U \in U(3^N)$  for  $N \in \mathbb{N}$ , that is to say an  $N - 1$  qutrit gate. And again using equation (15) we have:

$$U = \left( \prod_{i,j=0, j < i}^{3^N-1} T_{i,j}(U_{ij}) \right) D \quad (31)$$

$$U_{ij} \in \text{SU}(2) \quad \forall i, j \in \{1, \dots, N\}$$

However, note this useful property of subspace rotations: if we take  $V_2, W_2 \in U(2)$  and consider for  $p, q, r \in \mathbb{N}$  with  $0 \leq p, q, r < 3^N - 1$  then we have there's some  $V_3 \in U(3)$  such that:

$$T_{p,q}^N(V_2) T_{q,r}^N(W_2) = T_{p,q,r}^N(V_3) \quad (32)$$

Thus we can write (15) as a composition of three dimensional subspace rotations by joining pairs as follows:

$$T_{i,j}(U_{ij}) T_{j,k}(U_{jk}) = T_{p,q,r}(U_{ijk}) \quad (33)$$

For some  $U_{ijk} \in U(3)$ . Then write:

$$U = \left( \prod_{i,j,k=1, k < j < i}^{3^N-1} T_{i,j,k}(U_{ijk}) \right) D \quad (34)$$

$$U_{ijk} \in \text{SU}(3) \quad \forall i, j, k \in \{1, \dots, N\}$$

Thus we have reduced the problem again to finding a way of building subspace rotations with  $S$ , but in this case they are three dimensional.

For this, consider the following analogous algorithm:

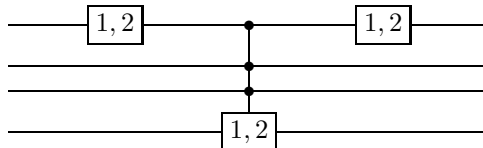
1. Consider an arbitrary  $T_{ijk}^3(U_{ijk})$  for  $U_{ijk} \in U(3)$  and  $i, j, k \in \mathbb{N}$  with  $0 \leq i, j < 3^N$ .
2. Write  $i, j$  and  $k$  in base 3 or *ternary* resulting in three  $N$  character strings, take for example  $N = 4$  and  $i = 52, j = 45$  and  $k = 8$ :

$$\begin{aligned} i = 52 &\longrightarrow 1221 \\ j = 45 &\longrightarrow 1200 \\ k = 8 &\longrightarrow 0022 \end{aligned}$$

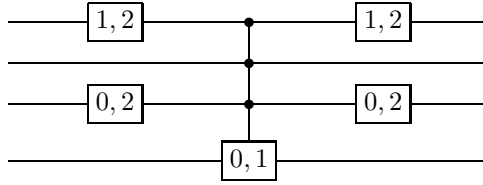
3. Same as before, we'll make transformations on  $i, j, k$  until they have new values that only differ in one qutrit. For this, take the example given before.

First step will be to change each of  $i, j$  and  $k$  first qutrits so they are 2, 1 and 0 respectively. This will ensure that they differ in one qutrit, for this we'll apply the following gates:

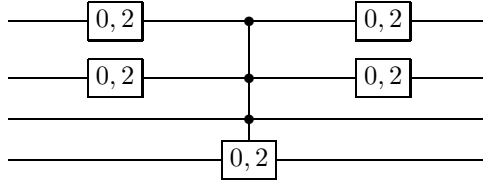
- For changing  $i = 1221$  first qutrit from 1 to 2:



- For changing  $j = 1200$  first qutrit from 0 to 1:



- For changing  $k = 0022$  first qutrit from 2 to 0:



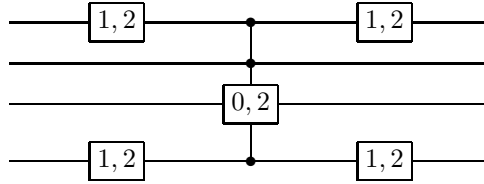
This will result in now having the following values for  $i, j$  and  $k$ :

$$i \longrightarrow 1222$$

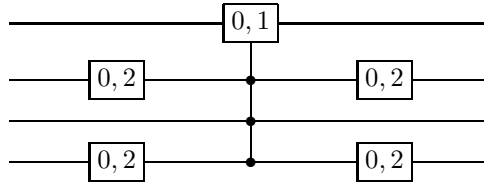
$$j \longrightarrow 1201$$

$$k \longrightarrow 0020$$

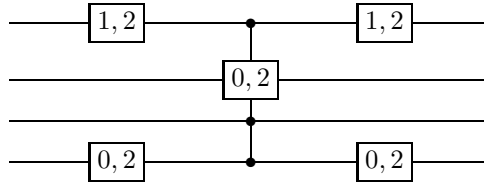
We'll now do transformations character by character to make all of  $j$ 's characters be the same as those of  $i$  except for the first one. We'll start by the leftmost character. However notice that the only one that differs in our examples is the second character so we only need to apply one gate:



Do the same transforming all of  $i$ 's characters except the first into those of  $j$  applying the following gates:  
For changing 0020 to 1020:



For changing 1020 to 1220:



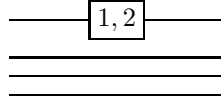
This will give us values of  $i, j, k$  that differ only in one character. In our example this will give us the following values:

$$i \longrightarrow 1222$$

$$j \longrightarrow 1221$$

$$k \longrightarrow 1220$$

Finally, change all characters except the first to be 2 just for convenience in the following steps:

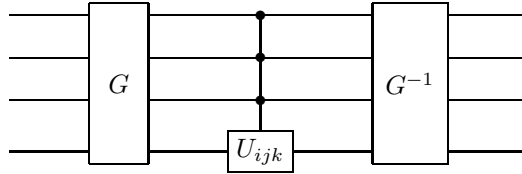


And we end up with:

$$\begin{aligned} i &\longrightarrow 2222 \\ j &\longrightarrow 2221 \\ k &\longrightarrow 2220 \end{aligned}$$

Compose all this gates in the order we gave them and call that  $G$ . As before, note that composing in reverse order gives the inverse  $G^{-1}$ .

4. As done before use the controlled gate  $\Lambda_n(U_{ijk})$  (in this case  $n = 3$ ) to apply a subspace rotation to the transformed subspace which is now all represented in one qutrit, and form the following:



This will be the gate  $T_{i,j,k}(U_{ijk})$ .

Thus, we can build any gate  $T_{i,j,k}(U_{ijk})$  using  $\Lambda_{N-1}(\text{TRANS})$ , ROT, TRANS gates and  $\Lambda_{N-1}(U_{ijk})$ . In order to construct these gates out of CTRANS and SU(3) as we said in the beginning notice the following property obtained when we apply (15) to a gate  $U \in \text{U}(3)$ :

$$\begin{aligned} U &= T_{2,1}(U_{21})T_{2,0}(U_{20})T_{1,0}(U_{10}) \\ U_{10}, U_{20}, U_{21} &\in \text{U}(2) \end{aligned} \quad (35)$$

Then, we can build any operator in  $\text{U}(3)$  out of 3 two dimensional subspace rotations. Moreover, one way to build  $\Lambda_1(U)$  is by composing each of the controlled versions of these subspace rotations as follows:

$$\quad (36)$$

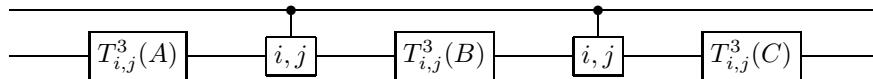
Thus, if we can build the controlled version of any subspace rotation we'll be able to build any controlled qutrit gate. Now, notice the following property of subspace rotations for  $V, W \in \text{U}(2)$ :

$$T_{i,j}(V)T_{i,j}(W) = T_{i,j}(VW) \quad (37)$$

Then, for a subspace rotation  $T_{i,j}^3(V)$  we have that as  $V \in 2$  then we can find  $A, B, C \in \text{SU}(2)$  that have the properties of (16) and thus also do the following:

$$\begin{aligned} T_{i,j}^3(A)T_{i,j}^3(B)T_{i,j}^3(C) &= T_{i,j}^3(\mathbf{I}_2) = \mathbf{I}_3 \\ T_{i,j}^3(A)T_{i,j}^3(X)T_{i,j}^3(B)T_{i,j}^3(X)T_{i,j}^3(C) &= T_{i,j}^3(V) \end{aligned}$$

Then we can do a construction for  $\Lambda_1(T_{i,j}^3(V))$  very similar to that of (18), replacing CNOT with CTRANS:



Thus, as the subspace rotations used here are all in SU(3) (due to the fact that  $A, B, C \in \text{SU}(2)$ ) and we have seen how to create any controlled transposition gate using only CTRANS and ROT we find that we

can build any  $\Lambda_1 U$  for  $U \in \text{U}(3)$ . Using similar constructions as those of Barenco [1] we can build any of the variants of  $\Lambda_{N-1}(\text{TRANS})$  and  $\Lambda_{N-1}(U_{ijk})$  using only CTRANS, ROT and  $\text{SU}(3)$  (although  $\text{ROT} \in \text{SU}(3)$ ). This is done through the same method we just used where we divided  $U$  into two dimensional subspace rotations and from there applied Barenco's constructions exchanging CNOT with the appropriate variant of CTRANS. And finally as done before we can see that it is easy to construct the  $D$  phase gate using  $\text{SU}(3)$ .

Thus, we have proved that  $\{\text{CTrans}\} \cup \text{SU}(3)$  is an universal set for  $\text{U}(3^N)$ . Again, as mentioned before in the qubit case, this makes it easier to prove that other sets are universal as we now “only” need to prove that they can form any gate in  $\text{SU}(3)$ .

## 8 Conclusions

We reviewed some concepts of quantum computing including the notion of a universal set of gates. There we also reviewed the elementary proof of universality for qubit gates presented by Barenco et al. [1]. After that we presented the concept of a qutrit and qutrit gates using a similar intuition to the one that was used in the discussion of qubits. Finally we adapted Barenco's proof for qubit gates to qutrit gates and gave a brief discussion of how this could be adapted to arbitrary valued qubits which we refer to as *qunits*. This should allow us to speak more generally about universal sets of gates as this will no longer limit the use of such sets and formalism to the usual qubit states and transformations.

## References

- [1] Adriano Barenco et al. “Elementary gates for quantum computation”. In: *Physical Review A* 52.5 (Nov. 1995), pp. 3457–3467. ISSN: 1094-1622. DOI: 10.1103/physreva.52.3457. URL: <http://dx.doi.org/10.1103/PhysRevA.52.3457>.
- [2] P.Oscar Boykin et al. “A new universal and fault-tolerant quantum basis”. In: *Information Processing Letters* 75.3 (2000), pp. 101–107. ISSN: 0020-0190. DOI: [https://doi.org/10.1016/S0020-0190\(00\)00084-3](https://doi.org/10.1016/S0020-0190(00)00084-3). URL: <https://www.sciencedirect.com/science/article/pii/S0020019000000843>.
- [3] Carlo Cafaro and Stefano Mancini. “A Geometric Algebra Perspective on Quantum Computational Gates and Universality in Quantum Computing”. In: *Advances in Applied Clifford Algebras* 21.3 (Mar. 2011), pp. 493–519. ISSN: 1661-4909. DOI: 10.1007/s00006-010-0269-x. URL: <http://dx.doi.org/10.1007/s00006-010-0269-x>.
- [4] Michael Reck et al. “Experimental realization of any discrete unitary operator”. In: *Phys. Rev. Lett.* 73 (1 July 1994), pp. 58–61. DOI: 10.1103/PhysRevLett.73.58. URL: <https://link.aps.org/doi/10.1103/PhysRevLett.73.58>.
- [5] Alexander Yu. Vlasov. “Noncommutative tori and universal sets of nonbinary quantum gates”. In: *Journal of Mathematical Physics* 43.6 (June 2002), pp. 2959–2964. ISSN: 1089-7658. DOI: 10.1063/1.1476391. URL: <http://dx.doi.org/10.1063/1.1476391>.