

Enhancing Clinical Information Extraction with Transferred Contextual Embeddings

Zimin Wan*, Chenchen Xu*[†], Hanna Suominen*^{†‡§}

*The Australian National University (ANU) / Canberra, ACT, Australia

[†]Data61, Commonwealth Scientific and Industrial Research Organization (CSIRO) / Canberra, ACT, Australia

[‡]University of Canberra / Canberra, ACT, Australia

[§]University of Turku / Turku, Finland

Firstname.Lastname@anu.edu.au

Abstract—The Bidirectional Encoder Representations from Transformers (BERT) model has achieved the state-of-the-art performance for many natural language processing (NLP) tasks. Yet, limited research has been contributed to studying its effectiveness when the target domain is shifted from the pre-training corpora, for example, for biomedical or clinical NLP applications. In this paper, we applied it to a widely studied a hospital information extraction (IE) task and analyzed its performance under the transfer learning setting. Our application became the new state-of-the-art result by a clear margin, compared with a range of existing IE models. Specifically, on this nursing handover data set, the macro-average F1 score from our model was 0.438, whilst the previous best deep learning models had 0.416. In conclusion, we showed that BERT based pre-training models can be transferred to health-related documents under mild conditions and with a proper fine-tuning process.

Index Terms—Information extraction, Natural language processing, Medical data analysis, Transfer learning

I. INTRODUCTION

Electronic Health (eHealth) solutions support patients and healthcare workers in accessing, authoring, and sharing information. CLEF eHealth evaluation lab has introduced tasks as part of the *Conference and Labs of the Evaluation Forum* to construct a system that converts verbal clinical handover information into electronic structured handover forms automatically [1], [2]. This processing cascades voice recording, *speech recognition* (SR), *information extraction* (IE), and information visualization with text editing and document sign-off by nurses [3].

In this study, we focus on this IE sub-task [2], which is to pre-fill a shift-change nursing handover form by automatically extracting relevant text spans for each slot in the form (Figure 1). Although many *machine learning* (ML) and *natural language processing* (NLP) approaches have been applied to it, the performance is not always satisfactory [3]. The main reasons for this gap are the differing vocabularies and context between clinical sublanguages (e.g., nursing vs. medical wards vs. medical-ward nursing) and generic English, along with the ongoing problem of having a limited amount of healthcare-specific data available for training and evaluation; data for real-world healthcare scenarios for research and development are low-resourced [4]–[6]. Common methods in (deep) ML

do not achieve a satisfying generalization to unseen data on this clinical task and consequently, the current state-of-the-art approach uses *transfer learning* (TL) by adapting knowledge from general via medical to clinical English to overcome data insufficiency [7]. However, this remedy relies on the selection of the source domain and requires a large amount of time to pre-train the model on the source domain.

Consequently, our aim is to analyze the adaptability to a domain shift of the timely *Bidirectional Encoder Representations from Transformers* (BERT) method in the nursing handover IE task. BERT has caused a stir in the ML-based NLP community by obtaining new state-of-the-art results in various tasks [8]. BERT applies the bidirectional training of the Transformer model from deep learning to language modelling. By incorporating in-sentence word-to-word semantic relations and the cross-sentence context knowledge, it addresses the gap in linguistic understanding that limited data in typical biomedical and clinical NLP data sets are unable to provide. The subsequent fine-tuning process then provides extra domain specific knowledge in these health-related data.

Our main contributions are twofold:

- Our application of BERT under a TL framework to the clinical IE task achieves the new state-of-the-art result.
- Conducted analysis to verify our framework’s capability to cope with a domain shift from the pre-training corpora to the target task with scarce data available for training and evaluation.

II. BACKGROUND

IE is a common task in NLP that aims to automatically extract structured information from free-form or semi-structured text. Template filling is a subtask in IE which is to fill out a structured form by extracting text spans. It could be seen as an ML task called sequence tagging or labelling. Its major difficulty is to build a good language model to understand language representation. ML can learn features and representations from big data, but rich, ambiguous human language is a difficult data modality to understand. A word embedding is a distributed representation of words that models a given language by taking the word context into account and embeds words into vectors [9].

ID: 14, TYPE: cardiovascular
 PROFILE:
 Name: Ken Harris
 Age: 71 years
 Admission story: Ken is suffering from arrhythmia for the first time in his life. He is feeling pretty sick but this does not seem to be too serious.
 In-patient time: He has been at the ward for three days.
 Familiarity: Both you and the next nurse have looked after him earlier.

SPOKEN, FREE-FORM TEXT DOCUMENT:
 WAV file (93 words, 48 seconds, 4.25 MB)
 The first author typed a transcription only for this spoken document
 On a bed three is Ken Harris, 71 years old under Dr Gregor. He came in with arrhythmia. He complained of chest pain this morning and ECG was and was reviewed by the team. He was given some anginine and morphine for the pain and he is still tachycardic and new meds have been ordered in the medchart. Still for pulse checks for one full minute. Still awaiting for echo this afternoon. His blood pressure is just normal though he is scoring MEWS of three for the tachycardia. Otherwise he still for monitoring.

WRITTEN, FREE-FORM TEXT DOCUMENT:
 Ken Harris, bed three, 71 yrs old under Dr Gregor, came in with arrhythmia. He complained of chest pain this am and ECG was done and was reviewed by the team. He was given some anginine and morphine for the pain. Still tachycardic and new meds have been ordered in the medchart, still for pulse checks for one full minute. Still awaiting echo this afternoon. His BP is just normal though he is scoring MEWS of 3 for the tachycardia. He is still for monitoring.

WRITTEN, STRUCTURED DOCUMENT:

Ken¹ harris², bed three⁵,
 71 yrs old³ under Dr Gregor^{6.1},
 came in with arrhythmia⁷. He⁴
 complained of chest pain¹ this
 am and ECG² was done¹ and
 was reviewed by the team¹. He
 was given some anginine¹ and
 morphine for the pain¹. Still
 tachycardic² and new meds¹ have
 been ordered in the medchart. still
 for pulse checks for one full minute¹.
 Still awaiting echo²
 this afternoon³. His
 BP is just normal² though he is
 scoring MEWS of 3 for the tachycardia²
 He is still for monitoring¹.

PATIENT INTRODUCTION:

1. GivenNames/Initials: Ken
2. LastName: harris
3. AgeInYears: 71 yrs old
4. Gender: He
5. CurrentBed: bed three
6. UnderDr: 6.1. LastName: Dr Gregor
7. AdmissionReason/Diagnosis: arrhythmia

MY SHIFT:

1. Status: chest pain
2. OtherObservation: tachycardic; BP is just normal; scoring MEWS of 3 for the tachycardia

APPOINTMENTS:

1. Status: was done; was reviewed by the team
2. Description: ECG; echo
3. Time: this afternoon

MEDICATION:

1. Medicine: anginine; morphine for the pain; new meds

FUTURE CARE:

1. Goal/TaskToBeCompleted/ExpectedOutcome: for pulse checks for one full minute; still for monitoring

Fig. 1. Filling out a handover form using information extraction. Revised from [3].

A conditional random field (CRF) is a probabilistic sequence model, which can learn the feature representation of the words, while taking the context of words into account [10]. Linear chain CRFs are popular in NLP to solve a sequence tagging tasks, and hence, their CRF++ implementation [11] is used as the benchmark method in the handover IE task with both unigrams and bigrams (which combine predicted label for the previous word and features of the current word) and the following features [2], [3]: the previous, current, and next location; pairwise correlations of the previous and current location and the current and next location; and the combination of all features in the current location.

TL is a (deep) ML method that can learn knowledge from solving one domain and apply it to a different problem. It is becoming popular as a way to use pre-trained models as a starting point towards more task-specific solutions in NLP [12] and CV [13]. As in deep learning, many hidden layers exist between the input and output layer; through the data feed-forward, the lower layers tend to extract common and non-domain features, while the higher layers are likely to concatenate learned features and generate higher-level concepts [14], [15]. Thus, the learned weights can be reused if the structure of the higher layers are consistent.

In the handover IE task, TL has been applied to first train a linear chain CRF on the source domain as a starting point, then, the learnt weights of the source model have been used to train a 2-layer CRF to predict a target domain label, and finally, the parameters of the target domain model have been

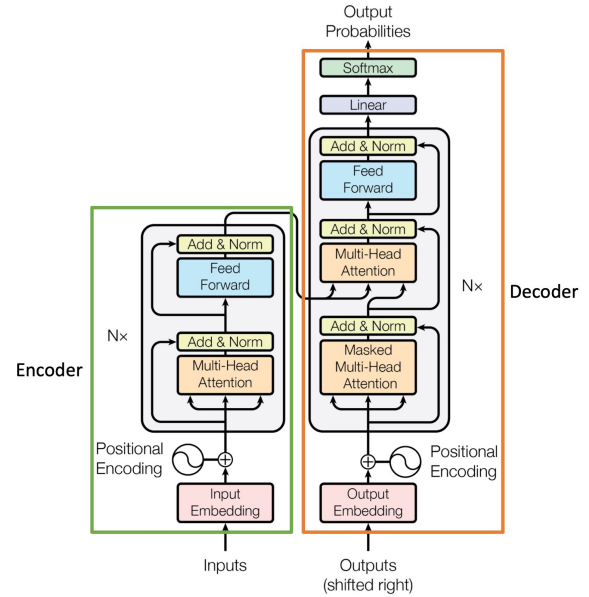


Fig. 2. Transformer architectures. Revised from [16].

initialized by using the product of the second layer weights and the train source model weights [7]. Besides, the baseline model of TL uses different corpora as the source domain, and so far, the model with the best performance has used a general domain source corpus, called Bolt, Beranek and Newman (BBN) [17].

III. MATERIALS

This study used the public NICTA Synthetic Nursing Handover Data Set, which was developed for clinical SR and IE related to nursing shift-change handover from 2012 to 2016 [3]. The data set included three mutually exclusive subsets and 301 synthetic patient records in total (training, validation, and test set with 101, 100, and 100 records, respectively). In this study, our goal was to extract relevant text spans from the written free-form text documents in order to generate the written structured documents. The structured documents included annotations of five classes,¹ and each class was further divided into 38 subclasses and an additional category of *not applicable* (N.A.) for irrelevant information.

The IE task was challenged by the nursing notes not always being consistent with formal general written English. For example, the data contained clinical jargon and (ambiguous ad-hoc) shorthand (*yrs* for *years* and *BP* for *Bachelor of Pharmacy, bedpan, before present, birthplace, or blood pressure*). Text spans relevant to the same subclass were also sometimes scattered across the text document. Finally, for some labels, as few as two or three instances were present in the training set.² In fact, not all documents included relevant information for all form categories and some documents contained variants of the desired information multiple times.³

IV. PROCESSING METHODS

Attention and *Transformer* mechanisms are of the significant breakthroughs in language modelling, which have greatly promoted the development of NLP [16] and CV [18]: The former was introduced to solve the bottleneck of information pass caused by the conversion of long sequences to fixed-length vectors with *recurrent neural networks* (RNNs). The latter uses self-attention mechanisms and completely abandons the architecture of RNNs, which can model long term dependencies among tokens in a temporal sequence more effectively (Figure 2).

As Transformer contains no recurrence and convolution layers, the position information should be injected to enable the model to take advantage of the sequence order. Thus, its input is the sum of input embeddings and the positional encodings.

Transformer can model long term dependencies of a sequence and implement parallel computing to increase training speed by using a self-attention mechanism: In the encoder stack, each of the $N = 6$ identical layers consists of a multi-head self-attention mechanism and a position-wise fully connected feed-forward network. Besides, each sub-layer uses the residual connection followed by a normalization layer at its output. The decoder stack is similar to the encoder stack, with $N = 6$ identical layers. It inserts a multi-head attention

¹i.e., *PATIENT INTRODUCTION, MY SHIFT, APPOINTMENTS, MEDICATION, and FUTURE CARE*

²e.g., *Clinician's Last Name and Ward*

³e.g., for a patient whose given name was *Timothy*, also his nickname of *Tim* was supposed to be extracted to populate *PATIENT INTRODUCTION: Given names/initials*

sub-layer over the output of the encoder. Similarly, each sub-layer uses the residual connection followed by a normalization layer at its output.

The BERT model is designed to pre-train deep bidirectional language representations from unlabeled text. It has become the new state-of-the-art in at least eleven NLP tasks [8], and hence, in this study, we have used it as the language representation model. Transformer is used in BERT to learn contextual relations between words in a text sequence. Because BERT aims to generate a language representation model, it only takes use of Transformer's encoder stack. BERT pre-trains deep bidirectional representations from unlabeled text by jointly conditioning on both left and right context in all layers.

The following two sizes of the pre-trained BERT model exist [8]:

- 1) $BERT_{BASE}$ with the *number of transformer blocks* $L = 12$, *hidden layer size* $H = 768$, *attention heads* $A = 12$, and *number of total parameters* $P = 110$ million and
- 2) $BERT_{LARGE}$ with $L = 24$, $H = 1,024$, $A = 16$ and $P = 340$ million. In this study, we have used the $BERT_{BASE}$ model.

Generally, BERT takes either one or two sentences as an input, uses *WordPiece embeddings* [19] to convert the sentence into a token list, and expects special tokens $[CLS]$ and $[SEP]$ to identify the sentences. WordPiece embeddings perform textual preprocessing to convert the free-form text to a list of tokens in order to balance the flexibility of characters and efficiency of words. One of the main implementations of WordPiece is the *Byte Pair Encoding* (BPE) double-byte encoding. The general training process of BPE is first to divide the word into characters, second, to count the number of occurrences of the character pair within the range of the word, and third, to iteratively add the most frequent character combinations to the vocabulary. Thus, BPE can split a word further so that the vocabulary will be streamlined and the meaning of each word will be clearer. For a given token, BERT's *input representation* is the sum of the corresponding *token*, *segmentation*, and *position embeddings* as illustrated in Figure 3. The token embeddings are generated by WordPiece, the segment embeddings are the sentence identifiers, and the position embeddings are used to show the token position within the sequence.

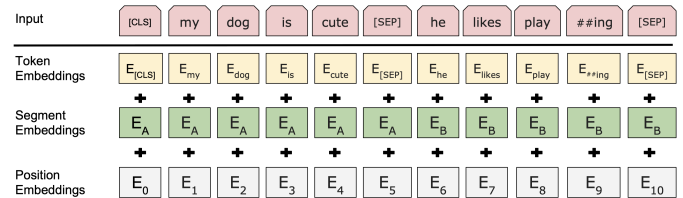


Fig. 3. BERT input representation

The *output representation* is the word embeddings generated by the pre-trained networks. By using BERT, they will be 768-

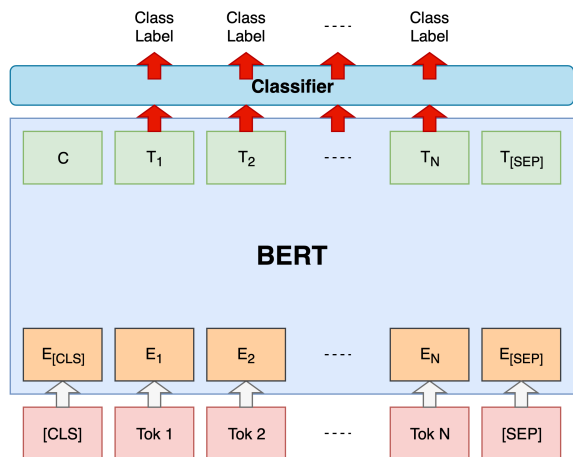


Fig. 4. BERT with a multi-class classifier architecture.

dimensional vectors, which can be then used as features in ML-based NLP models.

In IE and sequence labelling tasks, the model will receive a text sequence, and label each token to one of the various classes. A sequence model can be simply added on top of BERT by connecting BERT’s hidden-states output with a token classifier (Figure 4). It is trainable by feeding the output representation of each token into the classification layer to predict the corresponding label. We add a multi-class classification layer followed by sequential cross entropy loss as the optimization target. Fine-tuning all the parameters end-to-end to model the IE downstream task with BERT is straightforward. Most hyperparameters for the fine-tuning process are the same as in pre-training; and only learning rate, batch size, and the number of training epochs are chosen as according to the validation set [8].

V. EVALUATION METHODS

We have evaluated models using the Precision, Recall, and F_1 , together with confusion matrices. The macro-average is computed over the multiple classes to emphasize the significance of performing well in all classes, including also those with relatively rare occurrence frequency, due to the risk averse nature of clinical judgement.

Because some categories in the training set do not appear in the test set and vice versa,⁴ we have calculated the performance of proposed model on the test set based on the categories that occur in the training set. This follows the conventions of the earlier studies [2], [3], [7].

VI. RESULTS

Overall, our fined-tuned model had the macro-average precision, recall, and F_1 score of 48.5%, 47.7%, and 43.8%, respectively (Table I). It excelled in nine subclasses out of the 36 subclasses with $F_1 \geq 0.8$ (Table II). Its performance was good for the main categories of PATIENT INTRODUCTION ($F_1 = 68.2\%$) and MY SHIFT ($F_1 = 60.9\%$). Detailed

⁴e.g., *City* vs. *Hospital* or *Clinician’s Title* under *APPOINTMENTS*

TABLE I

COMPARISON TO BASELINE MODELS.

BECAUSE OF NOT HAVING ACCESS TO THE SYSTEM OUTPUTS OF THE SECOND BEST METHOD [7], ASSESSING STATISTICAL SIGNIFICANCE WAS NOT POSSIBLE. RANDOM AND MAJORITY REFER TO ASSIGNING CLASS LABELS RANDOMLY AND USING THE MOST COMMON CLASS OF *FUTURE: TaskToBeCompleted / ExpectedOutcome* FOR EVERY INSTANCE. ACRONYMS: *Macro-averaged (MAD)*

Method	MAd Precision	MAd Recall	MAd F_1
BERT-based	0.485	0.477	0.438
TL using BBN	0.498	0.419	0.416
CRF	0.435	0.233	0.246
Random	0.018	0.028	0.019
Majority	0.000	0.029	0.001

TABLE II

TOP PERFORMING SUBCLASSES WITH F_1 SCORE > 0.8 . ACRONYMS: *PatientIntroduction (PI)*

Subclasses	F_1
PI_CurrentRoom	1.0000
PI_Lastname	0.9950
PI_GivenNames/Initials	0.9900
PI_CurrentBed	0.9645
PI_Ageinyears	0.9444
MyShift_Input/Diet	0.8618
MyShift_ActivitiesOfDailyLiving	0.8604
N.A.	0.8177
PI_UnderDr_Lastname	0.8127

performance result per category is shown in Figure IV and our proposed model is able to achieve promising result even in minor categories which only contain minimal number of examples in the training set. Table III demonstrates the confusion matrix result from our model.

When benchmarked against the previous works, our fine-tuned resulting model outperformed the previous state-of-the-art TL method using BNN as a source domain and CRF based method. It outperformed the second best method by 2.2% for Macro F_1 score, with both promising precision and recall rate (Table I).

VII. CONCLUSION

The BERT-based model became the new state-of-the-art in the clinical handover task. It performed well in IE of names, numbers, and some behaviour of the patient with their own specialized, distinguishable vocabulary⁵ but failed with complex descriptive content.⁶ TL could partially overcome the training problem of CRF with small data by learning features and reusing the weights pre-trained from other domains (i.e., general English) to adapt for the current task [7].

Our fine-tuned model outperforming the prior state-of-the-art illustrates the usefulness of TL of language representations for biomedical NLP applications. The biomedical corpora embeds unique word distributions and different semantics that are mostly not visible in the general corpora used to train initial BERT model. We show that the domain shift can be

⁵e.g., diet and daily activities

⁶e.g., the disease and problem history and chronic condition, which are rare (common) in the generic English (clinical), were difficult to classify, because BERT’s pre-training data.

TABLE III
THE CONFUSION MATRIX OF BERT-BASED MODEL ON DIFFERENT CATEGORIES.

CATEGORY	Number of Words in Test Set	Number of True Positive	Number of False Positive	Number of False Negative
A. PATIENT INTRODUCTION	1,611	1,134	579	477
1. Given Names/ Initials	100	99	1	1
2. Last Name	101	100	0	1
3. Age in Years	281	280	32	1
4. Gender	178	62	0	116
5. Current Room	100	100	0	0
6. Current Bed	198	190	6	8
7. Under Dr: Given Names/ Initials	53	0	0	53
8. Under Dr: Last Name	128	128	59	0
9. Admission Reason/ Diagnosis	153	146	341	7
10. Allergy	38	18	1	20
11. Chronic Condition	73	4	14	69
12. Disease/ Problem History	206	5	110	201
13. Care Plan	2	2	15	0
B. MY SHIFT	1,033	717	606	316
14. Status	285	234	123	51
15. Contraption	43	7	172	36
16. Input/ Diet	107	106	33	1
17. Output/ Diuresis/ Bowel Movement	50	26	32	24
18. Wounds/ Skin	25	20	34	5
19. Activities of Daily Living	295	262	52	33
20. Risk Management	40	0	4	40
21. Other Observation	188	62	156	126
C. APPOINTMENTS	472	143	227	329
22. Status	79	19	147	60
23. Description	313	91	44	222
24. Clinician: Given Names/ Initials	1	0	0	1
25. Clinician: Last name	1	0	1	1
26. Date and Time: Day	34	14	22	20
27. Date and Time: Time	39	17	12	22
28. Date and Time: City	0	0	1	0
29. Date and Time: Ward	5	2	0	3
D. MEDICATION	493	138	95	355
30. Medicine	296	120	65	176
31. Dosage	52	8	18	44
32. Status	145	10	12	135
E. FUTURE CARE	252	88	319	164
33. Alert/ Warning/ Abnormal Result	28	8	8	20
34. Goal/ Task To Be Completed/ Expected Outcome	103	19	279	84
35. Discharge/ Transfer Plan	121	61	32	60
F. N.A.	2,652	2,090	370	562
36. N.A.	2,652	2,090	370	562

properly mitigated by a fine-tuning process, giving superior performance without any handcrafting.

However, we believe there are still spaces left to explore on the model architecture to reduce the potential noises introduced by the pre-trained language model. For example, a CRF could be applied at the top layer of BERT instead of a fully-connected layer. This would make it possible to plug in other available clinical features, while in this study, we only used text data. In the meantime, we also propose to validate the capability of TL such models to more diverse applications in bioinformatics, medicine, health sciences, healthcare, and other health-related fields.

REFERENCES

- [1] H. Suominen, L. Hanlen, L. Goeriot, L. Kelly, and G. J. Jones, "Task 1a of the clef ehealth evaluation lab 2015: Clinical speech recognition," in *CLEF 2015 Working notes.*, 2015.
- [2] H. Suominen, L. Zhou, L. Goeriot, and L. Kelly, "Task 1 of the CLEF eHealth Evaluation Lab 2016: Handover information extraction." in *Working Notes of Conference and Labs of the Evaluation Forum (CLEF)*, ser. CLEF2016 Working Notes, K. Balog, L. Cappellato, N. Ferro, and C. Macdonald, Eds., vol. 1609. Online: CEUR Workshop Proceedings, 2016, pp. 1–14.
- [3] H. Suominen, L. Zhou, L. Hanlen, and G. Ferraro, "Benchmarking clinical speech recognition and information extraction: new data, methods, and evaluations," *JMIR medical informatics*, vol. 3, no. 2, p. e19, 2015.
- [4] S. Velupillai, H. Suominen, M. Liakata, A. Roberts, A. D. Shah, K. Morley, D. Osborn, J. Hayes, R. Stewart, J. Downs, W. Chapman, and R. Dutta, "Using clinical natural language processing for health outcomes research: Overview and actionable suggestions for future advances," *Journal of Biomedical Informatics*, vol. 88, pp. 11–19, 2018.
- [5] D. Li, C. Rodriguez, X. Yu, and H. Li, "Word-level deep sign language recognition from video: A new large-scale dataset and methods comparison," in *The IEEE Winter Conference on Applications of Computer Vision*, 2020, pp. 1459–1469.

TABLE IV
PERFORMANCE ON EXTRACTED SUBCLASSES WITH F_1 SCORE > 0.8 . ACRONYMS: *PatientIntroduction* (PI)

A. PATIENT INTRODUCTION	0.662	0.7039	0.6823	C. APPOINTMENTS	0.3865	0.303	0.3397
1. Given Names/Initials	0.99	0.99	0.99	22. Status	0.1145	0.2405	0.1551
2. Last Name	1.0	0.9901	0.995	23. Description	0.6741	0.2907	0.4062
3. Age in Years	0.8974	0.9964	0.9444	24. Clinician: Given Names/ Initials	0.0	0.0	0.0
4. Gender	1.0	0.3483	0.5167	25. Clinician: Last Name	0.0	0.0	0.0
5. Current Room	1.0	1.0	1.0	26. Day	0.3889	0.4118	0.4
6. Current Bed	0.9694	0.9596	0.9645	27. Time	0.5862	0.4359	0.5
7. Under Dr: Given Names/Initials	0.0	0.0	0.0	28. City	0.0	0.0	0.0
8. Under Dr: Given Last Name	0.6845	1.0	0.8127	29. Ward	1.0	0.4	0.5714
9. Admission Reason/ Diagnosis	0.2998	0.9542	0.4562	D. MEDICATION	0.5923	0.2799	0.3802
10. Allergy	0.9474	0.4737	0.6316	30. Medicine	0.6486	0.4054	0.499
11. Chronic Condition	0.2222	0.0548	0.0879	31. Dosage	0.3077	0.1538	0.2051
12. Disease/ Problem History	0.0435	0.0243	0.0312	32. Status	0.4545	0.06897	0.1198
13. Care Plan	0.1174	1.0	0.2105	E. FUTURE CARE	0.2162	0.3492	0.2671
B. MY SHIFT	0.542	0.6941	0.6087	33. Alert/ Warning/ Abnormal Result	0.6586	0.4054	0.499
14. Status	0.6555	0.8211	0.729	34. Goal/ Task To Be Completed/ Expected Outcome	0.3077	0.1538	0.2051
15. Contraction	0.0391	0.1628	0.0631	35. Discharge/ Transfer Plan	0.4545	0.06897	0.1198
16. Input/ Diet	0.7626	0.9907	0.8618	F. N.A.	0.8496	0.7881	0.8177
17. Output/ Diuresis/ Bowel Movement	0.4483	0.52	0.4815	36. N.A.	0.8496	0.7881	0.8177
18. Wounds/ Skin	0.3704	0.8	0.5063	Total	0.4850	0.4770	0.4380
19. Activities of Daily Living	0.8344	0.8881	0.8604				
20. Risk Management	0.0	0.0	0.0				
21. Other Observation	0.2844	0.3298	0.3054				

- [6] B. Zoph, D. Yuret, J. May, and K. Knight, "Transfer learning for low-resource neural machine translation," in *Proceedings of the 2016 Conference on Empirical Methods in Natural Language Processing*, 2016, pp. 1568–1575.
- [7] L. Zhou, H. Suominen, and T. Gedeon, "Adapting state-of-the-art deep language models to clinical information extraction systems: Potentials, challenges, and solutions," *JMIR Medical Informatics*, vol. 7, no. 2, p. e11499, 2019.
- [8] J. Devlin, M.-W. Chang, K. Lee, and K. Toutanova, "Bert: Pre-training of deep bidirectional transformers for language understanding," in *Proceedings of the 2019 Conference of the North American Chapter of the Association for Computational Linguistics: Human Language Technologies, Volume 1 (Long and Short Papers)*, 2019, pp. 4171–4186.
- [9] T. Mikolov, I. Sutskever, K. Chen, G. S. Corrado, and J. Dean, "Distributed representations of words and phrases and their compositionality," in *Advances in Neural Information Processing Systems*, 2013, pp. 3111–3119.
- [10] J. D. Lafferty, A. McCallum, and F. C. N. Pereira, "Conditional random fields: Probabilistic models for segmenting and labeling sequence data," in *Proceedings of the Eighteenth International Conference on Machine Learning*, ser. ICML '01. San Francisco, CA, USA: Morgan Kaufmann Publishers Inc., 2001, pp. 282–289.
- [11] T. Kudo, "CRF++: Yet another CRF toolkit (2005)," Available under *LGPL from the following URL: <http://crfpp.sourceforge.net>*, 2015.
- [12] S. Ruder, M. E. Peters, S. Swayamdipta, and T. Wolf, "Transfer learning in natural language processing," in *Proceedings of the 2019 Conference of the North American Chapter of the Association for Computational Linguistics: Tutorials*. Minneapolis, Minnesota: Association for Computational Linguistics, Jun. 2019, pp. 15–18. [Online]. Available: <https://www.aclweb.org/anthology/N19-5004>
- [13] D. Li, X. Yu, C. Xu, L. Petersson, and H. Li, "Transferring cross-domain knowledge for video sign language recognition," in *Proceedings of the IEEE/CVF Conference on Computer Vision and Pattern Recognition (CVPR)*, June 2020.
- [14] J. Schmidhuber, "Deep learning in neural networks: An overview," *Neural Networks*, vol. 61, pp. 85–117, 2015.
- [15] D. Li, C. Xu, X. Yu, K. Zhang, B. Swift, H. Suominen, and H. Li, "Tspnet: Hierarchical feature learning via temporal semantic pyramid for sign language translation," in *Advances in Neural Information Processing Systems*, vol. 33, 2020.
- [16] A. Vaswani, N. Shazeer, N. Parmar, J. Uszkoreit, L. Jones, A. N. Gomez, Ł. Kaiser, and I. Polosukhin, "Attention is all you need," in *Advances in Neural Information Processing Systems*, 2017, pp. 5998–6008.
- [17] R. Weischedel and A. Brunstein, "BBN pronoun coreference and entity type corpus," *Linguistic Data Consortium, Philadelphia*, vol. 112, 2005. [Online]. Available: <https://catalog.ldc.upenn.edu/LDC2005T33>
- [18] D. Li, C. Xu, K. Zhang, X. Yu, Y. Zhong, W. Ren, H. Suominen, and H. Li, "Arvo: Learning all-range volumetric correspondence for video deblurring," in *Proceedings of the IEEE/CVF Conference on Computer Vision and Pattern Recognition (CVPR)*, June 2021, pp. 7721–7731.
- [19] Y. Wu, M. Schuster, Z. Chen, Q. V. Le, M. Norouzi, W. Macherey, M. Krikun, Y. Cao, Q. Gao, K. Macherey *et al.*, "Google's neural machine translation system: Bridging the gap between human and machine translation," *arXiv preprint arXiv:1609.08144*, 2016.