

Old BERT, New Tricks: Artificial Language Learning for Pre-Trained Language Models

Lisa Bylinina
Bookarang
bylinina@gmail.com

Alexey Tikhonov
Yandex
altsoph@gmail.com

Ekaterina Garmash
Huawei Research
katya.garmash@gmail.com

Abstract

We extend the artificial language learning experimental paradigm from psycholinguistics and apply it to pre-trained language models – specifically, BERT (Devlin et al., 2019). We treat the model as a subject in an artificial language learning experimental setting: in order to learn the relation between two linguistic properties A and B , we introduce a set of new, non-existent, linguistic items, give the model information about their variation along property A , then measure to what extent the model learns property B for these items as a result of training. We show this method at work for degree modifiers (expressions like *slightly*, *very*, *rather*, *extremely*) and test the hypothesis that the degree expressed by modifiers (low, medium or high degree) is related to their sensitivity to sentence polarity (whether they show preference for affirmative or negative sentences or neither). Our experimental results are compatible with existing linguistic observations that relate degree semantics to polarity-sensitivity, including the main one: low degree semantics leads to positive polarity sensitivity (that is, to preference towards affirmative contexts).

The method can be used in linguistics to elaborate on hypotheses and interpret experimental results, as well as for more insightful evaluation of linguistic representations in language models.

1 Introduction

One over-arching goal of linguistics is to describe and explain the limits of linguistic variation. What is impossible in natural language and why? Linguistic expressions can be characterized along a large set of properties: what they mean, what parts they consist of, how they combine with other linguistic expressions and so on. Delineating the space of possible natural languages amounts to uncovering non-trivial relations between these properties that constrain this space.

Observations about these relations can come in the form of categorical linguistic universals, for example, Greenberg’s **Universal 37**: *A language never has more gender categories in nonsingular numbers than in the singular.* (Greenberg, 1963). Here, two properties of linguistic expressions are being related: the grammatical number of an expression and how many gender distinctions are available for this expression. More complex generalizations can concern correlation between instantiations of two continuous properties A and B .

Moving from observation towards explanation, one might also question the direction of this relation: does the extent of A affect the extent of B , or vice versa, or are they both affected by some other unobserved factor?

In this paper, we study one particular case of the latter type of linguistic generalization: the problem of polarity-sensitivity of degree modifiers (Israel, 1996, 2011; Solt, 2018; Solt and Wilson, 2021). Degree modifiers are words like *slightly*, *very*, and *extremely*. Property A , in this case, is the **degree** that these words convey, defined on a interval from very low to very high. For example, the degree of *slightly* is lower than that of *very*. Property B , in this case study, encodes distributional preferences of degree modifiers with respect to **polarity** of a sentence where they appear. Roughly, whether they prefer to appear in negative or affirmative sentences, or show no polarity preference at all. Polarity preferences can also be represented as a continuous property (B) from very low (negative polarity preference) to very high (positive polarity preference), with polarity-neutral in the middle. A more detailed explanation of this linguistic concept is provided in Section 2.

Linguistic generalizations constraining the space of possible natural languages have been subject to experimental studies. One prominent

experimental method is artificial language learning, a framework actively used in psycholinguistics and cognitive science (Friederici et al., 2002; Motamedi et al., 2019; Kanwal et al., 2017; Culbertson et al., 2012; Ettlinger et al., 2014; Finley and Badecker, 2009). It has the following main ingredients: (1) a fragment of an artificial language in the form of expressions that do not belong to the language that subjects are speakers of; (2) training phase, where some information about the language fragment is given to the subjects implicitly or explicitly; (3) testing phase, where it is checked what other knowledge, beside the provided, was inferred during training. The main challenge for this method is that one only has limited access to the processes in the brain that underlie artificial language acquisition and use.¹ In particular, it is hard or impossible to control for the role of the subjects’ native language in the experiment. Another approach is artificial language learning using (artificial) neural networks (Piantadosi et al., 2012; Carcassi et al., 2019; van de Pol et al., 2021). Replacing human subjects with neural networks as learning agents allows to examine the learning process in more detail, and to control for the factor of the learner’s native language substrate, since the learning agent comes in a blank state with no prior knowledge. On the other hand, while this approach can make particular types of learnability statements, it raises questions about the extent to which its conclusions apply to natural language at all.

We propose a methodology that is middle ground between these two paradigms. It also involves an artificial language fragment and training to introduce knowledge about some property *A*, but it uses a *pre-trained* neural network language model (LM) (Peters et al., 2018; Devlin et al., 2019; Brown et al., 2020) as the learning subject. More technically, we extend a pre-trained LM with a set of new tokens with randomly initialized embeddings and perform fine-tuning on a carefully constructed synthetic dataset. The dataset is constructed in a way to indirectly introduce different values along property *A* for different new tokens. Upon fine-tuning, we measure how the training affected property *B* and how variation along *B* depends on the values of property *A* introduced during training.

Our proposed approach combines the bene-

fits of the two other approaches described above. First, learning happens on top of already existing linguistic knowledge, which makes these experiments more directly parallel to those with human subjects. Second, like in other approaches involving computational modelling, the process and the result of learning are more directly controllable and explorable. In addition to that, the factor of pre-existing linguistic knowledge can be more easily controlled for (compared to experiments with human subjects). And finally, this approach is scalable to a wide variety of languages, provided there is a neural LM of sufficient quality.

The paper makes the following contributions: we propose a new experimental methodology based on the artificial language learning paradigm; we use this methodology to explore the relation between two linguistic phenomena, degree and polarity-sensitivity, as represented in one pre-trained LM (BERT). We argue that, according to our procedure, there is indeed a direct connection between the degree semantics encoded by a degree modifier and the type of polarity-sensitivity that it exhibits.

The paper is structured as follows: Section 2 introduces necessary linguistic background about degrees and polarity. Section 3 describes the general method. In Section 4, we define the synthetic dataset we work with and the measures we use to estimate degree and polarity. Section 5 presents the experiment, while the final section (Section 6) discusses our results, the limitations of our set-up and suggestions for further work.

2 Background: Degrees and polarity

In this section we provide minimal background on the linguistic properties that we study in this paper: we describe *degree* as a property of degree modifiers, and we describe *polarity-sensitivity* as a property of words that tend to appear in certain types of contexts. We also outline the relation between these two properties, as discussed in linguistic literature. We will apply the proposed method to experimentally verify this hypothesised relation.

Degree

So-called gradable adjectives describe properties that can hold to a different degree. A classic example of a gradable adjective is *tall*. A classic example of a non-gradable one is *prime*. The former, as opposed to the latter, can be part of

¹Although see Friederici et al. (2002).

comparative and superlative constructions, and they can combine with **degree modifiers**: words like *slightly*, *very*, and *extremely*. Examples (1)-(2) illustrate this difference in linguistic behaviour. We use * to denote all types of linguistic deviancy, including ungrammaticality as well as semantic / pragmatic oddity:

- (1) *7 is more prime than 3.
 *13 is the most prime number in this set.
 *1 is **somewhat / very / extremely** prime.
- (2) Mary is taller than John.
 Mary is the tallest person in this room.
 Mary is **somewhat / very / extremely** tall.

For a statement with a simple base form of a gradable adjective – like *Mary is tall* – to be true, the property in question has to hold of the subject to some degree δ that is determined by linguistic and extra-linguistic contextual factors (Fara, 2000; Kennedy and McNally, 2005; Kennedy, 2007). When a gradable adjective appears in combination with a degree modifier, the degree δ that makes the statement true changes to a value that depends on the modifier. For Mary to count as ‘somewhat tall’, her height needs to be much lower than for ‘extremely tall’, for instance. The requirements on δ that degree modifiers encode can be used to order these modifiers along a scale of degrees, for example, *somewhat* < *extremely*. In our methodology, we will map the set of degree modifiers to a dense interval from 0 to 1 according to their degree semantics.

Polarity-sensitivity

For certain expressions, their acceptability and/or interpretation in a context is conditioned on the polarity of this context. Expressions with distributional preference² towards negative contexts are called negative polarity items (NPIs). Expressions with preference towards positive contexts are called positive polarity items (PPIs). For example, *any* is a NPI (3), while *already* is a PPI (4). More generally, such items are said to be **polarity-sensitive**.

²We use the vague and permissive term ‘preference’ here to cover the whole spectrum of asymmetries between positive and negative contexts that an expression shows – from ungrammaticality to decreased prominence of a narrow scope reading. Gradations of polarity-sensitivity will play a crucial role in our discussion, but specifically for this reason we are looking for a unified way to describe the whole space of polarity sensitivity phenomena.

- (3) *Mary bought **any** books. NPI
 Mary didn’t buy **any** books.
- (4) John has arrived **already**. PPI
 *John hasn’t arrived **already**.

Sentences that are good contexts for NPIs and PPIs are said to have negative and positive polarity, respectively. Polarity of a sentence does not amount simply to the presence or absence of sentential negation, it is a way more complex semantic property (see Fauconnier 1975; Ladusaw 1979 and subsequent literature). However, we will focus on the presence or absence of negation as a proxy to polarity for the purposes of the current discussion.

Like degree, we will treat polarity-sensitivity as a continuous property that fits into the [0, 1] interval, where 0 is a very pronounced NPI, 1 is a very pronounced PPI, with polarity-neutral expressions in the middle.

Relation between the two properties

Observations reported in linguistic literature suggest an interaction between these two properties (Israel, 1996, 2011; Solt, 2018; Solt and Wilson, 2021). Specifically, lower degrees associate with PPI behaviour. For example, a series of low-to-moderate degree modifiers in English support this observation (Solt and Wilson, 2021), as examples in (5) demonstrate. The same pattern is supported by observations from German (van Os, 1989), Dutch (Nouwen, 2013) and Japanese (Ito, 2015).

- (5) The issue is **fairly / pretty / somewhat / rather / kind of / sort of** important.
 *The issue isn’t **fairly / pretty / somewhat / rather / kind of / sort of** important.

On the other hand, it has been observed that modifiers of degree between moderate and high show mild association with negative contexts (Israel, 1996). The association between negative polarity and degree modifiers from a certain range comes from the phenomenon of ‘negative strengthening’ (Gotzner et al., 2018; Mazzarella and Gotzner, 2021):

- (6) John isn’t **particularly** smart.

While the literal meaning of (6) is compatible with John being smart (even though not to a particularly high degree), quite often these types of sentences are used to convey a stronger meaning –

that is, (6) can be used to communicate that John is not smart at all. This is a pragmatic asymmetry rather than a distributional constraint, but it contributes to the observed interaction patterns between degree and polarity-sensitivity.

Existing work proposes analyses of degree modification with built-in causal connection between the degree semantics of modifiers and their polarity profile (Israel, 1996; Solt and Wilson, 2021) – even though the extent, exact shape and direction of this connection is not established yet. We use this state of affairs as a chance to contribute to this discussion empirically and analytically, using the variation of the artificial language learning method that we suggest.

3 Method

In this section, we describe the details of a method to conduct artificial language learning experiments with pretrained LMs. Without loss of generality, we use BERT (Devlin et al., 2019) in our experiments, but other pretrained language models could be used instead.

We design our method to be applied to linguistic hypotheses of the form $A \Rightarrow B$, where A, B are some properties in a given language. In this study, we specifically focus on the relation between adverbial degree modification and polarity-sensitivity. A in this context is low, medium or high degree of an adverbial modifier w , and B is positive, negative or neutral polarity of w . In general, we evaluate a hypothesis $A(w, i) \Rightarrow B(w, j)$ by showing that if A holds according to BERT for word w to an extent i , then so does B to some extent j , according to BERT.

We use the cloze test (a task where the participant is asked to recover a missing language item) adapted for BERT (see Warstadt et al. 2019; Bylina and Tikhonov 2021 for the cloze test on LMs for polarity). The test uses BERT’s probability distributions over tokens in masked positions in diagnostic contexts representing property A or B .

To show that a hypothesis holds in general for an arbitrary w , we:

- (1) augment BERT’s vocabulary with a set W of new words and randomly initialize the corresponding embeddings;
- (2) fine-tune the corresponding embeddings on a dataset where the new words appear in

contexts that distributionally select for particular values of A ;

- (3) test whether the knowledge was acquired that B holds to the extent matching the hypothesised association pattern with A .

As part of Step (1), we also verify that prior to training the initialized embeddings don’t show any biases w.r.t. both properties A and B . The described approach presupposes that we have access to a set of contexts that distributionally select for a specific linguistic property X , denoted $\mathcal{S}(X)$. We describe a method to mine such contexts for the specific linguistic properties of our case study in Section 4.3. Part of future work is extending it to a more general case. The general structure of the synthetic dataset is described in Section 4.1. It is also tailored to the linguistic phenomenon under investigation.

Algorithm 1 summarizes our method applied to the linguistic properties chosen for our case study.

4 Dataset and measures

First, we delineate a fragment of English that we will serve as the basis for manipulation for the purposes of our experiment (Section 4.1), by building a dataset of sentences where a gradable adjective is predicated over a definite noun phrase (as in *The pizza is good*). We re-shape the sentences from this base set to create contexts for estimation of properties A and B for specific tokens from the vocabulary (Section 4.2, 4.3). We also use it to introduce values along the scale of A as part of the training phase (Section 4.3).

4.1 Basic set of sentences

First, we automatically identified the set of gradable adjectives and nouns to build our training samples from. We started with `bert-base-uncased`³ vocabulary (which is ordered by frequency in training data) and assigned all non-subword tokens a part of speech label with the SpaCy POS tagger⁴. We keep the top 1000 nouns and 2000 adjectives. Out of the 2000 adjectives, we picked 200 most gradable ones: using the CapitolWords dataset from

³ <https://huggingface.co/bert-base-uncased>

⁴ <https://github.com/explosion/spacy-models>

Algorithm 1: Artificial language learning experiment with BERT, applied to the interconnection between degree and polarity in adverbial degree modifiers

Input:

$\mathcal{S}(A)$: sets of contexts for property A (three sets: for low, high, medium),
 $\mathcal{S}(B)$: sets of contexts for property B (three sets: for positive, negative, neutral),
 \mathcal{M}_{bert} : pretrained language model BERT

```

1  $\mathcal{D} \leftarrow \text{constructTrainDataset}(\mathcal{S}(A))$ ;
2 for  $i \in [1..k]$  do
3    $\mathcal{M}_{bert} \leftarrow \text{initializeNewEmbedding}(\mathcal{M}_{bert}, \text{WORD}_i)$ ;           // one for each new word
4   ;
5 end
6 for  $i \in [1..k]$  do
7    $\text{checkProperty}(\text{WORD}_i, \mathcal{S}(A), \mathcal{M}_{bert})$ ; // measuring A for  $\text{WORD}_i$  before training
8    $\text{checkProperty}(\text{WORD}_i, \mathcal{S}(B), \mathcal{M}_{bert})$ ; // measuring B for  $\text{WORD}_i$  before training
9 end
10  $\mathcal{M}_{bert} \leftarrow \text{finetune}(\mathcal{M}_{bert}, \mathcal{D})$ ;
11 for  $i \in [1..k]$  do
12    $\text{checkProperty}(\text{WORD}_i, \mathcal{S}(A), \mathcal{M}_{bert})$ ; // measuring A for  $\text{WORD}_i$  after training
13    $\text{checkProperty}(\text{WORD}_i, \mathcal{S}(B), \mathcal{M}_{bert})$ ; // measuring B for  $\text{WORD}_i$  after training
14 end

```

textacy⁵, we looked for co-occurrences of adjectives with degree modifiers *somewhat*, *very*, *really*, *extremely*, *rather* and identified 200 adjectives with the highest ratio of uses when it is preceded by a degree modifier.

Second, we generated sentences with these nouns and adjectives using the following pattern:

The $\text{noun}_x \text{ cop.PRS } \text{adj}_y$

where cop.PRS is either a singular or a plural copula in the Present tense (*is* or *are*), noun_x is one of the 1000 picked nouns, and adj_y is one of the 200 gradable adjectives. The procedure gave us 400k sentences like these:

- (7) The purpose is interesting.
 The answer is simple.
 The environment is large.

We applied additional filtering to this set, since the 400k sentences varied in terms of naturalness, coherence and adherence to lexical selectional restrictions. To control for this, we ran the sentences through GPT-2⁶ and kept the bottom 10k according to the assigned sentence perplexity.

The construction steps above aim to output ‘natural’ examples, based on insights from different sources (GPT-2, BERT, corpus-based statis-

tics). Manual inspection of the resulting 10k dataset revealed occasional sentences that still sound intuitively ‘weird’. We do not see this as a problem though, since the majority of sentences are natural enough. Additionally, we will not rely on ‘naturalness’ of each individual example, but rather the change in ‘naturalness’ that a diagnostic manipulation will bring in, as discussed below.

The large quantity of examples in our dataset is crucial to make our experiments comparable to psycholinguistic experiments. In the latter, one sentence gives rise to multiple observations due to judgements of multiple human participants. In our setting, we only have one agent (BERT), so we compensate by increasing the number of sentences.

4.2 Estimating polarity

To assign polarity scores to degree modifiers, we follow the procedure in (Warstadt et al., 2019; Bylinina and Tikhonov, 2021). We use the 10k basic sentences (Section 4.1) to build a polarity contrast set of sentences. For each sentence in the basic set, a pair of sentences is constructed, one positive and one negative, with the [MASK] token in the modifier position:

The $\text{noun}_x \text{ cop.PRS } [\text{MASK}] \text{adj}_y$.

The $\text{noun}_x \text{ cop.PRS.NEG } [\text{MASK}] \text{adj}_y$.

We end up with 10k pairs of sentences like the

⁵<https://github.com/bdewilde/textacy-data>

⁶<https://huggingface.co/gpt2>

following:

- (8) The reason is [MASK] simple.
The reason isn't [MASK] simple.

We use the generated set of sentences to estimate polarity-sensitivity $pol(m)$ of some degree modifier m using the probabilities that BERT assigns to each of the tokens in its vocabulary in the masked position:

$$\frac{\sum_{s \in D} \mathbb{I}[p([MASK] = m | s_{pos}^{masked}) > p([MASK] = m | s_{neg}^{masked})]}{|D|} \quad (1)$$

where D is the 10k dataset, s_{pos}^{masked} is a sentence s from the dataset in the positive form, with [MASK] in the degree modifier position, and s_{neg}^{masked} is the same, but in the negative form. In words, we approximate polarity as the proportion of cases where the m token got a higher probability in the positive than in negative sentence.

Previous applications of this estimation method have shown good alignment with human judgments for the NPI *any* (Bylinina and Tikhonov, 2021). Also, upon manual inspection of the resulting polarity estimates, we concluded that the method produces intuitively correct results: *slightly* gets a score of 0.99 (= is a PPI), *particularly* gets a score of 0.1 (is an NPI), while *incredibly* is a PPI again with score 0.94.

Finally, we can use this polarity estimation method to get a reliable list of degree modifiers with polarity scores. For each of the 10k sentence pairs, we pick 100 tokens with highest probability in the masked position for a positive sentence and 100 tokens for its negative counterpart. Then we take two unions: one of all the “positive” tokens and one for the “negative” ones. We filter these two sets to only keep tokens that appear more than 100 times in one of them.⁷ We pair the resulting tokens with their polarity scores to use them in the rest of the experiment.

4.3 Estimating degree and mining contexts for degree

To estimate polarity of words (Section 4.2), we relied on their patterns of occurrence in positive and negative sentential contexts, formally expressed in English as positive or negative verb forms. To apply an analogous estimation procedure to degree, we need contexts that associate

⁷Among the tokens that survived the filter: *very, always, quite, so, really, too, all, actually*.

with various degree meanings. We propose the following intuition. What does an answer to a yes/no-question with a gradable adjective (like *Is the pizza good?*) depend on? It certainly depends on how good the pizza is – that is, the degree to which the relevant property applies to the subject. Given that degree modifiers express exactly that, we can make a connection between their degree value and particles that answer the degree yes/no question.

For example, we expect question answering particles to have different distribution in the masked position in (9) compared to (10), as an effect of the degree modifier:

- (9) – Is the pizza good?
– [MASK], it is **somewhat** good.
- (10) – Is the pizza good?
– [MASK], it is **extremely** good.

We use this to mine particles that are associated with low and high degree, to later use them to, in turn, assess degree of the modifiers.

Exactly like with polarity sensitivity, we modify the 10k dataset to use it for the cloze test. As examples of low degree modifiers, we use *somewhat* and *slightly*, as high degree, we use *very* and *extremely*. So, each of the 10k sentences gives rise to four sentences like these, where MOD is one of the four modifiers of interest:

- (11) Is the question difficult?
[MASK], it is MOD difficult.

As before, we run the resulting (40k) sentences through BERT MLM and, for each of the sentences, we collect the top 100 tokens according to the probability distribution of tokens in the masked position. Then, we only keep those tokens that appear in this list 100 times or more. These are the particles that we then test for their degree-diagnosing potential.

For this, we use the same procedure as for polarity: for each particle, we check in what proportion of cases the probability that BERT assigns to the particle in the sentence with the high degree modifier is higher than with a low degree modifier. We perform this comparison for each of the four pairs of high vs. low degree modifiers: *very* vs. *somewhat*, *very* vs. *slightly*, *extremely* vs. *somewhat*, *extremely* vs. *slightly*.

This procedure gives us a value from 0 to 1 for each of the particles in the list of particles, de-

pending on the extent to which it is associated with low degrees (the closer to 0, the more this holds) or high degrees (closer to 1). We fix the final set of top 10 particles that associate with **low** (12) degrees and top 10 particles that associate with **high** degrees (13):

- (12) well, actually, now, but, however, still, so, why, anyway, sure
- (13) yes, oh, sir, absolutely, god, damn, remember, wow, seriously, man

Finally, we reverse the process and, in turn, use these particles to produce a degree score for degree modifiers. For each of the sentences in the 10k dataset, we modify it to get 20 sentences like the following (where PRT ranges over the 20 particles in (12) and (13)):

- (14) Is the question difficult? PRT, it is [MASK] difficult.

Comparing modifier probabilities across conditions defined by the distinction in (12) and (13) as before, we get a measure defined on the [0,1] interval that corresponds to the degree that the modifier encodes.

Summing up the method, we iteratively explore the association between the degree of the modifier and the question answering particles reflecting the applicability of the gradable property to an object.

As a final step, we manually cleaned the resulting list of 415 tokens to get rid of syntactic junk and items whose selectional restrictions are too narrow, as well as some clear artefacts of our estimation technique, to end up with the list of 98 degree modifiers we base our experiment on⁸. Fig. 1 shows the distribution of polarity-sensitivity and degree for these modifiers (we color-code them as moderate, medium and high degree – see experiment description below). As the scatterplot and the fitted parabola show, the existing data is compatible with what was hypothesised in the linguistic literature: low degrees associate with positive polarity, while the rest is more varied – mid-range degrees gravitate towards more negative polarity somewhat, while the higher range again mildly gravitates towards PPI behaviour.

⁸Code and data can be found at https://github.com/altsoph/artificial_degree_modifiers.

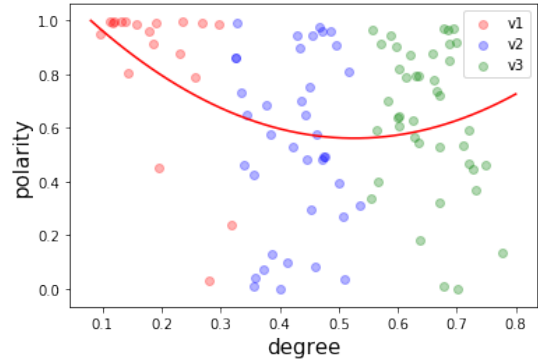


Figure 1: Degree and polarity of existing modifiers

4.4 Degree and polarity in BERT embeddings

In order to better understand how polarity-sensitivity and degree semantics are represented in BERT token embeddings for degree modifiers, we use diagnostic classifiers. Using embeddings of degree modifiers as features, we fit logistic regression with L1 regularization to demote non-zero coefficients for two binary classification tasks: 1) Token classification into ‘negative’ ($< .5$) and ‘positive’ ($> .5$) with respect to the polarity score; 2) Token classification into ‘low degree’ ($< .4$, since our degree measure intuitively seems skewed to the left) and ‘high degree’ ($> .4$).

On 5 folds, average accuracy for polarity on train data is 79.2%, and 74.7% on test. For degree, it’s 73% and 72.3%, respectively. For each of the tasks, we find the most important part of the embedding that is responsible for the distinction. As such, we take coordinates that have non-zero coefficients in at least four of the folds. We found 20 important coordinates for polarity and 13 for degree. There was no overlap between these coordinates. So, our analysis didn’t reveal representational overlap between polarity-sensitivity and degree at the level of token embeddings. This makes the experiment more interesting: if the same coordinates were responsible for both properties, teaching the model one of the properties would make it acquire the other one by something that, one can argue, is an artefact of the model.

5 Experiment

5.1 Experimental setup

We use the same pretrained BERT model as in the previous steps. We use the Adam optimization algorithm with decoupled weight decay regular-

ization and learning rate of $5e-5$. We use the batch size of 32 and fine-tune the model for three epochs. For the training, we freeze all weights except for the very first layer of token embeddings – in this, we follow the intuition that learning new words in an artificial language learning setting shouldn't lead to deep changes in prior linguistic knowledge of a native language for a realistic learner.

5.2 Mining contexts for degree modifiers

In the experiment, we would like to teach BERT a new system of degree modifiers by only giving it information about their degree. In order to do this, we will use the existing degree modifiers plotted on Fig. 1 and their positions on the degree scale. We partition them into 3 groups corresponding to 3 same-sized vertical regions on Fig. 1. These three groups instantiate 3 degree classes (moderate, medium, high – v1, v2 and v3, respectively) and range across all available polarity scores. Then, exactly like we did in Section 4 where we mined degree-specific particles on just *slightly*, *somewhat*, *very* and *extremely*, we mine particles that are particularly good indicators for each of the three groups: v1 vs. the rest, v2 vs. the rest and v3 vs. the rest.

Then, to produce the training dataset, we again turn to our 10k basic sentences. With each of them, we make 3 sentences: a v1 sentence, a v2 and a v3. The sentences are of the same question-answer form as for the degree estimation in Section 4, and in each of them we insert a particle randomly chosen from the corresponding list of particles discussed above, diagnostic of one of the three degree groups. Overall, we get 30k sentences like these:

- (15) Is the reason simple? Er, it is [mod_v1_n] simple.
 Is the reason simple? Yes, it is [mod_v2_n] simple.
 Is the reason simple? Damn, it is [mod_v3_n] simple.

[mod_v1_n], [mod_v2_n] and [mod_v3_n] stand for the classes of modifiers that we will use for training in the experiment to teach BERT the low, medium and high degree, respectively, where n is a number of the token and ranges from 0 to 98.

Additionally, we keep track of two sets of randomly initialized tokens, 99 tokens each, that will be our baseline:

- **random baseline:** 99 randomly initialized

tokens to be trained exactly like the target 99 tokens, but in contexts with a mixed random set of diagnostic particles from all three classes (v1, v2 and v3);

- **untrained baseline:** 99 new tokens to be randomly initialized before the training phase; they will not appear in training data at all.

5.3 Fine-tuning BERT to new tokens

As training data, we use the dataset constructed with degree contexts, as described in Section 5.2. We split the dataset into training and validation parts with 0.85:0.15 ratio. Then we randomly mask 15% of tokens in the resulting dataset and fine-tune BERT for the task of masked token prediction. The details of the BERT optimization procedure are provided in Section 5.1.

Upon training, the three groups of tokens form three clusters, as shown in Fig. 2. Tokens that belong to groups v1 and v3 cluster in the PPI region, medium-degree tokens (v2) show NPI-like behaviour. This is generally in line with observations described in Sections 2 and 4. The two baselines (Fig. 3), as expected, don't show pronounced degree profiles – but develop non-random polarity behaviour. The random baseline gravitates towards positive polarity, while the untrained baseline shows NPI behaviour.

Means and standard deviations for degree and polarity before and after training are listed in Table 1.

6 Discussion and future work

We saw that training organized the random space of newly initialized tokens into three well-defined clusters. First, as a sanity check for our procedure, we observe that tokens corresponding – by dataset construction – to low, medium and high degree develop the corresponding properties. This means that the procedure successfully conveyed degree information to the model during training. Furthermore, polarity scores upon training show that the three groups generally follow the generalizations from Sections 2 and 4: both the lowest and the highest degrees lead to PPI behaviour, while mid-range degrees are associated with negative polarity.

What is somewhat surprising though is how strong the association with negative polarity is for medium degrees. Here, looking at our baselines

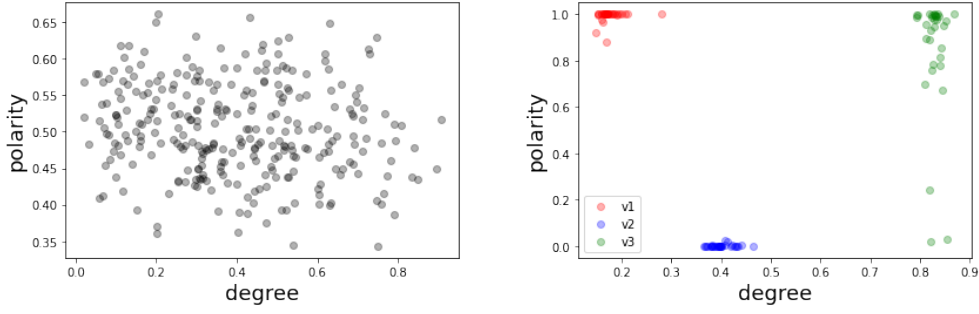


Figure 2: Target new tokens before (left) and after fine-tuning (right)

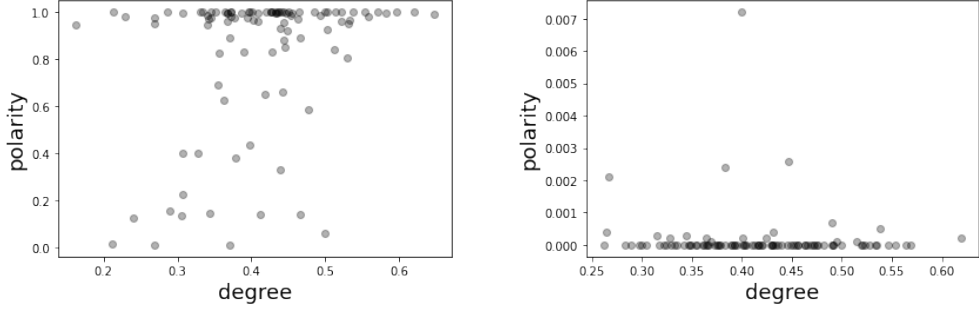


Figure 3: Baselines: contexts randomly mixed during training (left) and untrained tokens (right)

might provide a hint towards an explanation. The random baseline develops PPI behaviour: this is not particularly surprising given that a random pool of degree contexts is bound to contain a majority of PPI-associated low and high degree diagnostic particles. So, the model has prevailing evidence to treat random baseline items as PPIs. Untrained baseline is more interesting in this respect: new tokens that did not appear in the training dataset at all develop NPI behaviour. We do not know what leads to this, but, at the level of observation, a general shift in the direction of lower polarity scores for the whole lexicon might be some artefact of our training procedure. If this is true, the very low polarity scores that we see for some items should be interpreted as actually corresponding to somewhat higher scores. We leave exploration of this effect to future work.

Summing up, our results are compatible with existing linguistic observations concerning the relation between degree and polarity. But does our procedure really prove the causal relation between the two properties in natural language (in general, or in English, for that matter – the language the BERT model from our experiment was trained on)? Indeed, the biggest question to our approach is how much we can trust the obtained results in making conclusions about natural lan-

guage. The most insight on this could be achieved if we verify the validity of the results by reproducing them with human subjects and use these two methods in tandem. In the latter setup, experiments with LMs may serve as a preliminary step to polish the underlying hypothesis and the experimental setup. This is something we leave to future work as well.

Another – although more technical – question that this type of study raises is whether there is a reliable way to introduce property *A* without leaking information about property *B* already through the training data. Admittedly, the simple procedure described in this paper doesn't take specific precautions to convincingly show this didn't happen. There are several potential ways to overcome this danger, both within and outside of textual domain (counterfactual lexicon representations, visual training data in multimodal models, and many other options). We hope that the version of the experiment that we present here will serve as a starting point for future work developing such methods or recycling existing tools from other types of experiments.

Finally, we hope that this set-up can be applied to other types of models (trained on data from languages other than English, or multilingual) and other linguistic generalizations. There's

	Before training				After training			
	degree		polarity		degree		polarity	
	mean	std	mean	std	mean	std	mean	std
v1 modifiers	0.48	0.06	0.42	0.24	0.18	0.02	0.99	0.03
v2 modifiers	0.50	0.06	0.43	0.21	0.40	0.02	0.00	0.00
v3 modifiers	0.48	0.06	0.39	0.18	0.83	0.02	0.85	0.26
random baseline	0.52	0.06	0.38	0.20	0.41	0.09	0.83	0.30
untrained baseline	0.50	0.06	0.39	0.20	0.42	0.08	0.00	0.00

Table 1: Summary of the effect of training

a plethora of linguistic generalizations waiting to be explored. The type of generalization linking two properties to one another is known as an **implicational universal** in the field of linguistic typology and, beyond well-established universals of this type (Greenberg, 1963), there is a number of hypothesised ones, often in the form of so-called implicational hierarchies or implicational maps, spanning across all aspects of natural language grammar (see, for instance, Corbett 2010 for overview).

Acknowledgements

We would like to thank Stephanie Solt, Rick Nouwen, Alexandre Cremers and audiences of the workshops "Scales, degrees and implicature: Novel synergies between semantics and pragmatics" and "Computational and experimental explanations in semantics and pragmatics" for comments and fruitful discussion.

References

- Tom B Brown, Benjamin Mann, Nick Ryder, Melanie Subbiah, Jared Kaplan, Prafulla Dhariwal, Arvind Neelakantan, Pranav Shyam, Girish Sastry, Amanda Askell, et al. 2020. Language models are few-shot learners. *arXiv preprint arXiv:2005.14165*.
- Lisa Bylinina and Alexey Tikhonov. 2021. [Transformers in the loop: Polarity in neural models of language](#).
- Fausto Carcassi, Shane Steinert-Threlkeld, and Jakub Szymanik. 2019. The emergence of monotone quantifiers via iterated learning. In *Proceedings of the 41st Annual Meeting of the Cognitive Science Society*.
- Greville G. Corbett. 2010. *Implicational Hierarchies*. Oxford University Press.
- Jennifer Culbertson, Paul Smolensky, and Géraldine Legendre. 2012. Learning biases predict a word order universal. *Cognition*, 122(3):306–329.
- Jacob Devlin, Ming-Wei Chang, Kenton Lee, and Kristina Toutanova. 2019. BERT: Pre-training of deep bidirectional transformers for language understanding. In *NAACL-HLT*.
- Marc Ettlinger, Ann R Bradlow, and Patrick CM Wong. 2014. Variability in the learning of complex morphophonology. *Applied psycholinguistics*, 35(4):807–831.
- Delia Fara. 2000. Shifting sands: An interest-relative theory of vagueness. *Philosophical topics*, 28(1):45–81.
- Gilles Fauconnier. 1975. Polarity and the scale principle. In *Proceedings of Chicago Linguistic Society 11*, pages 188–99.
- Sara Finley and William Badecker. 2009. [Artificial language learning and feature-based generalization](#). *Journal of Memory and Language*, 61(3):423–437.
- Angela D Friederici, Karsten Steinhauer, and Erdmut Pfeifer. 2002. Brain signatures of artificial language processing: Evidence challenging the critical period hypothesis. *Proceedings of the National Academy of Sciences*, 99(1):529–534.
- Nicole Gotzner, Stephanie Solt, and Anton Benz. 2018. [Scalar diversity, negative strengthening, and adjectival semantics](#). *Frontiers in Psychology*, 9:1659.
- Joseph H Greenberg. 1963. Some universals of grammar with particular reference to the order of meaningful elements. *Universals of language*, 2:73–113.
- Michael Israel. 1996. Polarity sensitivity as lexical semantics. *Linguistics and Philosophy*, 19(6):619–666.
- Michael Israel. 2011. *The grammar of polarity: Pragmatics, sensitivity, and the logic of scales*, volume 127. Cambridge University Press.
- Satoshi Ito. 2015. *Bias and Prosody in Japanese Negative Polar Questions*. Ph.D. thesis, Cornell University.

- Jasmeen Kanwal, Kenny Smith, Jennifer Culbertson, and Simon Kirby. 2017. [Zipf’s law of abbreviation and the principle of least effort: Language users optimise a miniature lexicon for efficient communication](#). *Cognition*, 165:45–52.
- Christopher Kennedy. 2007. Vagueness and grammar: The semantics of relative and absolute gradable adjectives. *Linguistics and philosophy*, 30(1):1–45.
- Christopher Kennedy and Louise McNally. 2005. Scale structure, degree modification, and the semantics of gradable predicates. *Language*, pages 345–381.
- William A Ladusaw. 1979. *Polarity sensitivity as inherent scope relations*. Ph.D. thesis, Austin, TX: University of Texas at Austin.
- Diana Mazzarella and Nicole Gotzner. 2021. The polarity asymmetry of negative strengthening: dissociating adjectival polarity from facethreatening potential. *Glossa: a journal of general linguistics*, 6(1).
- Yasamin Motamedi, Marieke Schouwstra, Kenny Smith, Jennifer Culbertson, and Simon Kirby. 2019. [Evolving artificial sign languages in the lab: From improvised gesture to systematic sign](#). *Cognition*, 192:103964.
- Rick Nouwen. 2013. Best nogal aardige midden-motors: de semantiek van graadadverbia van het midden-bereik. *Nederlandse Taalkunde*, 18(2):204–214.
- Matthew E. Peters, Mark Neumann, Mohit Iyyer, Matt Gardner, Christopher Clark, Kenton Lee, and Luke Zettlemoyer. 2018. Deep contextualized word representations. In *Proc. of NAACL*.
- Steven T Piantadosi, Joshua B Tenenbaum, and Noah D Goodman. 2012. Bootstrapping in a language of thought: A formal model of numerical concept learning. *Cognition*, 123(2):199–217.
- S. Solt and E.C. Wilson. 2021. M-modifiers, attenuation and polarity sensitivity. In *Proceedings of Sinn und Bedeutung*, volume 25.
- Stephanie Solt. 2018. Not much: On the variable polarity sensitivity of ‘much’ words cross-linguistically. In *Proceedings of Sinn und Bedeutung*, volume 23.
- Iris van de Pol, Paul Lodder, Leendert van Maanen, Shane Steinert-Threlkeld, and Jakub Szymanik. 2021. Quantifiers satisfying semantic universals are simpler. In *Proceedings of the 43rd Annual Meeting of the Cognitive Science Society*.
- Charles van Os. 1989. *Aspekte der Intensivierung im Deutschen*, volume 37. Narr Tübingen.
- Alex Warstadt, Yu Cao, Ioana Grosu, Wei Peng, Hagen Blix, Yining Nie, Anna Alsop, Shikha Bordia, Haokun Liu, Alicia Parrish, et al. 2019. [Investigating bert’s knowledge of language: Five analysis methods with npis](#). In *Proceedings of the 2019 Conference on Empirical Methods in Natural Language Processing and the 9th International Joint Conference on Natural Language Processing (EMNLP-IJCNLP)*, pages 2877–2887.